



Grade 1

Weekly Planner



**Phonix
in a box**

By Lindsay Brown

PRIMARY
FONT

About the Weekly Planners



This product is linked to the Grade 1 Phonic Workbook and the sounds that are covered in the book. You do not need to have the book, in order to use it. It can be used to supplement your phonics programme and it is a great tool for reviewing the sounds on a daily basis to practise reading and spelling.

If you would like to purchase a copy of the book or view sample pages, please go to my website.

Terms of Use

Thank you for respecting my work.

This entire resource is my own copyrighted material, including the clipart, and is available for individual use only.

Please do not share this product either in print, digital or email for other people to use.

You may print copies of pages for your learners; however, please do not print the whole resource to give away. You may not make any changes to the resource.

You may not resell or present this resource as your own or share it in a common digital file or library for others to access.

Please email me if you have any further questions.



Hi, I'm Lindsay, a Speech Language Therapist who has worked in schools and private practice for many years. I love helping children with phonics and reading. It gives me joy to see them learn the basic skills and grow in confidence with their reading and writing.

I created Phonix in a Box resources in 2008 and have been supplying teachers, therapists and parents since then. Please have a look at my website to view samples of the products, download freebies and read some interesting articles.

www.phonixinbox.co.za

You can reach me at info@phonixinbox.co.za

Phonix in a Box©

More resources



Phonics Books Grades R to 6



Printable Games Grades R to 4




Phonics Cards




Phonics Manual




Vowel Charts



Two Week Planner



Word Posters



Grade 1 Phonics Planner

WEEK 1	Activity/game/task
Monday	<p>Introduce the short /o/ sound as in hot, fox, dog and rod. If you have a vowel phonics chart, look at the different letters that make an /o/ sound e.g. 'o' in dog and 'a' in swan. (Get a free vowel phonics chart from our website)</p> <p>Activity: Read your list of spelling words from the Grade 1 Phonics Poster (see copy in this pack) Highlight the words that rhyme in different colours.</p> <p>Game: "Hopscotch" –use words from the word list on your chart. (The instructions for all the games are explained in detail in your pack)</p> <p>Activity: Complete Rhyme Time activity from your pack.</p>
Tuesday	<p>Revise the short /o/ sound. Write the letter 'o'. Can you remember what the name of this letter is called? What sound does this make?</p> <p>Task: Complete the rows of 'o' -write the letters in the lines and write a sentence with the word 'dog'.</p> <p>Game: "Cups and Counters" –use spelling words with /o/ sound.</p> <p>Game: "Sound Focus"</p> <p>Activity: Read the list of weekly spelling words and use each word in a sentence.</p>
Wed	<p>Revise and find the /o/ phoneme on the phonics chart. Can you name all the short vowel sounds. Quiz your child by saying a short vowel sound and let him/her find it on the chart.</p> <p>Task: Choose five words from your spelling list and write a sentence with each word.</p> <p>Game: "I Spy a Rhyme"</p> <p>Activity: Read the sentences with the /o/ sound.</p>

WEEK 1	Activity/game/task
Thurs	<p>Revise and locate the /o/ phoneme on your phonics chart. How many words can you think of that have /o/ in the middle.</p> <p>Game: "Sausage Dogs"</p> <p>Task: Write your spelling words in different colours on a white board, chalk board or cardboard.</p> <p>Activity: Complete the worksheet from Grade 1 Phonics Workbook (page provided in this pack)</p>
Friday	<p>Revise and locate the /o/ phoneme, revise all the short vowel sounds.</p> <p>Game: "Grab bag" use words with /o/ sound or from your spelling list.</p> <p>Task: Spelling Quiz to assess if your child can spell the /o/ words.</p> <p>Activity: Cut out the /o/ flash cards and practise reading the words.</p>

You can download a free copy of the **Vowel Phonics Charts** from www.phonixinbox.co.za/phonics

Get your own **Grade 1 Phonics Resources** from www.phonixinbox.co.za/products/grades/grade-1/



For more Phonics Board Games and Activities go to www.phonixinbox.co.za/games/grades/grade-1/

WEEK 2 Activity/game/task

Monday

Introducing the /sh/ phoneme.

There are two letters that make one sound. The letters 's' and 'h' go together to make the /sh/ sound.

Task: Can you make this sound with play dough?

Activity: Read the list of spelling words from the Phonics Poster (see copy in your pack)

Game: "Basketball" –use spelling words with /sh/ phoneme

Tuesday

Revise the /sh/ phoneme.

Task: How many words can you think of that begin with the /sh/ sound? Create rhyming lists on a white board or on a piece of paper.

Game: "Thumbs Up"

Game: Play Climb and Slide (copy given in your pack)

Activity: Complete the written worksheet to practise writing the /sh/ sound and write a sentence with the word fish (see pack)

Wed

Revise the /sh/ sound and name the letters that make this sound.

Task: How many words can you think of that end with the /sh/ sound? Write them in your book.

Game: "Cups and Counters"

Activity: Read the sentences from your pack. Cut them out and stick them on your fridge. Read them whenever you go into the kitchen.

Thurs

Revise the /sh/ phoneme and see if you can remember the sounds of all the short vowels on your phonics vowel chart.

Game: "Sausage Dogs"

Activity: Complete the activity page from the Grade 1 Phonix in a Box workbook. (there is a copy of this page in your pack)

Task: Choose five words from your spelling list and write a sentence with each word.

WEEK 2

Activity/game/task

Friday

Revise the /sh/ phoneme and the letters that make this sound.


Activity: Complete the worksheet in your pack and colour in the words that begin and end with the /sh/ sound.

Game: "Cotton Cups"

Task: Spelling Quiz -write your spelling words in the outline of the 'sh' (see the page in your pack)

Extra ideas

- Play Rummy or Go Fish using the Red Box of flashcards from Phonix in a Box
- Watch Mr Thorne Does Phonics to introduce the phoneme of the week on You Tube.
- Build words on the Interactive Whiteboard using starfall.com games.
- Create rhyming booklets using spelling word lists.
- Create and write silly sentences using as many words from the spelling list.
- Write a phonic story that has your sound of the week and colour in the words that have your sound.
- Make rhyming spiders using spelling words. Put a word in the middle of the spider's body and each leg has a rhyming word.
- Build spelling words using play dough
- Make or draw a treasure chest –make flashcards from your spelling words and keep them in your treasure chest, to read at certain intervals.
- Trace your spelling words in the sand or shaving cream.
- Write your spelling words on cards, stick them on the wall outside and "shoot" the words with a nerf gun or water pistol.



Can you write the letter o?



Write a sentence with the word dog?

Rhyme Time



Cut out the words on the next page and put them with the correct rhyming word.

dog



lock





Cut these words out

Do they rhyme with the word dog or lock?

rock

sock

log

fog

block

frog

clog

tock

dock






Read the sentences and underline the words with the short /o/ sound.



The dog is on the log.

The pot is too hot.



I have lots of dots on my socks.

The frog hops on the rock.

Write the words that belong in the same family

lock fog dog sock cot rock lot
log pot dock

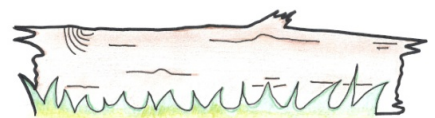

hot
dot



frog



mock



box

lock

hotdog

rod

pot

log

ox

doll

mop

dog

sock

fox

rock

top

top

hot

socks

cot

hop

dot



Games to Play

Hopscotch: Draw a hopscotch board on the floor with masking tape or chalk. Tape or place your spelling words in each square. Have the child throw a beanbag on a square, hop to that square and then say what's in the picture. Ask the child to think of a word that rhymes with the word.

Grab bag: Ask your child to write each spelling word on a card. Fill a bag with the cards and place them in a bag. Choose a card and say, "I see a d-o-g in here. Guess what I see?" This is a great way to practise blending sounds together and breaking words into separate sounds. Take it in turns to choose a card.

Cups and counters: Have three cups with counters, buttons, pom-poms or coins. The number of cups corresponds to the number of sounds in a target word. Use the cards from the Grab Bag game and say the word slowly, breaking it up into sounds e.g. r-o-ck or sh-o-p. Say the sounds that you hear and not the names of the letters. Each time you say a sound, put a counter or button in the cup. Note: It is best to start with words of no more than three sounds (phonemes) as this is the most difficult task for young learners.

Sound Focus: Using printed spelling words, cut out the words and place them in a basket. Have your child draw out a card to read to you. Take turns changing each word by taking off the first sound and exchanging it for a different sound e.g. hot with a /d/ = dot.

"I Spy a Rhyme": Start the activity with a sentence containing two rhyming words, e.g. "I spy a chair and a bear." The first object name is something in the room and the second object name doesn't have to be visible in the room. Take it in turns to create your own "I Spy" sentence. You may want to place objects around the room that are easy to rhyme so you can point them out and give suggestions to your child.

Sausage Dogs: Have a picture of a 'sausage' dog (dachshund) with 3 parts beginning, middle and end. Put spelling words in a bag, pick a card, mom asks "Where does the /t/ sound come in the word hot?" The child puts a counter at the end of the dog to match the position of the sound in the word.

Games to Play

Basketball: Write out your spelling words on separate cards and place in a box. Take it in turns to read a word. If s/he can think of a word that rhymes correctly then s/he can throw a ball into an empty bucket or dustbin.

Thumbs Up: Start with the /sh/ sound and begin listing words that contain and don't contain your chosen target sound e.g. ship, shark, chips, trip, shoe. Children put their thumbs up if the word begins with the special sound and thumbs down if the word does not begin with the sound. You can vary this game by listening for a different sound in the words.

Cotton Cups: Give your child 10 cotton balls or pom poms and a plastic cup. While reading a book to him/her, occasionally leave off the first sound of some of the words. When your child notices this, they are to quietly place a cotton ball into their cup. Take a break to discuss what sound was left off, and then continue the story. When all the cotton balls are gone, finish reading the story normally.

If you enjoyed playing these games, get the Phonics First Training Manual from www.phonixinbox.co.za/products/cat/books/

sh

shop

fish

ship

dish

shed

wish

cash

push

dash

bush

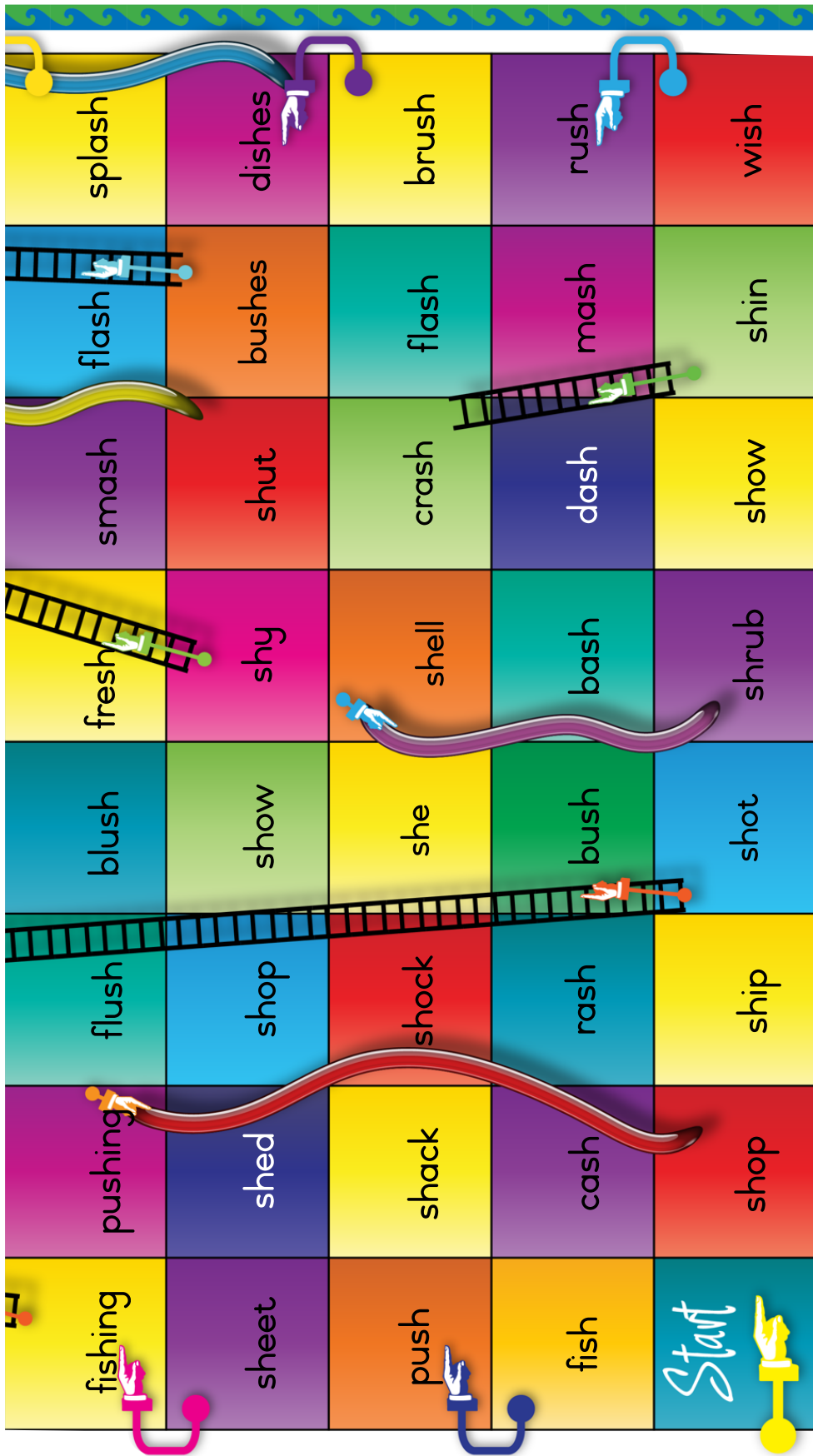


Climb & Slide

sh sound



End	shack	sheep	smash	lash
shell	fish	shop	shed	trash
trash	dish	fishing	she	cash
mash	dash	pushing	wish	brush
posh	bash	flush	shell	fish
lash	rash	blush	shun	ship
gush	crash	fresh	shook	shot
push	sheet	bushes	shock	shin



What you need: A die, counter per player, one game board

How to play: Players take it in turns to throw the die and move their counter along the blocks according to the number 'thrown'. The player reads the word that he/she lands on. If a player lands on a space with a ladder, he/she may move up the ladder. If he/she lands on a snake, he/she may move down the body of the snake. The first player to reach the end of the board, wins the game.





sh

Can you write the sh sound?

sh

sh

sh

Write a sentence with the word fish?



sh

Read the sentences and circle the words with the /sh/ sound.



I wish I had a fish.

I got a dish from the shop.

We found cash in the shed.

Please don't push me.

sh

Write the word for each picture











Match the rhyming words:

sash

dish

fish

shop

bush

dash

ship

lip

hop

push

Find the words from your list:

It sails on the sea -----

I ----- I could fly.

It swims in the sea -----

Another name for money

We put food in it -----

A place to buy food -----

Unjumble the words:

shpu -----

dhsa -----

hwis -----

fsih -----



Colour the words that begin with the /sh/ sound.

shop	sip	shock	push
dish	shack	shut	thin
whip	ship	wish	shin
she	chat	fish	shot

Colour the words that end with the /sh/ sound.

thank	cash	wheel	mash
rush	chat	dish	match
lash	math	rich	push
which	bush	crush	moth

Write your weekly words in the shirt

