

Safe Operation of Forklifts

and other powered industrial trucks (PITs)



May, 2011

Safe Operation of Forklifts and Other Powered Industrial Trucks

The following topics will be covered:

- Forklift-related fatalities and injuries
- Types of forklifts
- How a forklift operates
- Hazards of forklift operation
- How to use forklifts safely



Wikimedia commons

Safe Operation of Forklifts and Other Powered Industrial Trucks

You must be 18 years or older to operate a forklift



Safe Operation of Forklifts and Other Powered Industrial Trucks

The risk of ignoring forklift safety

Forklifts are extremely useful in a variety of workplaces, but there is great risk of property damage, injury or death if you:

- Are not trained on forklift safety
- Are not familiar with the specific forklift vehicle
- Operate the forklift in an unsafe manner
- Operate a forklift with a defect or missing parts



Source: WorksafeBC



Source: RiteHite Doors

Safe Operation of Forklifts and Other Powered Industrial Trucks

Forklift accident statistics

<u>Fatal Accident Type</u>	<u>%</u>
Crushed by vehicle tipping over	42%
Crushed between vehicle and a surface	25%
Crushed between two vehicles	11%
Struck or run over by a forklift	10%
Struck by falling material	8%
Fall from platform on the forks	4%

Approximately 35,000 serious injuries and 62,000 non-serious injuries involving forklifts occur in the United States every year. OSHA estimates 11% of all forklifts are involved in accidents every year.



Source: Monash University - Australia

Safe Operation of Forklifts

Washington State forklift accidents & citations

The 5 most common citations by L & I safety inspectors involving forklifts in last three years (2007 – 2009) were as follows:

1. Lack of training
2. No seatbelt or not using seatbelt
3. No inspection of the forklift for defects
4. Modification of forklift without manufacturer's approval
5. No nameplate or unreadable nameplate



13 employees were killed in forklift-related accidents from 2000 to 2009

1000+ employees were seriously injured (had to take time off from work to recover) in forklift-related accidents in the years 2006, 2007 & 2008

What is a powered industrial truck (P.I.T.)?

Definition: A powered vehicle used to carry, push, pull, lift, stack or tier materials.

Another way of describing powered industrial trucks is that they include standard forklifts and special use forklifts and industrial vehicles.

They are all regulated by the DOSH P.I.T. regulations – WAC 296 - 863



The Industrial Truck Association list seven classes of PITs:

Class 1 Electric Truck	Class 3 Hand Truck	Class 5 Truck	Class 7 Rough Terrain Truck
Class 2 Electric Truck	Class 4 Truck	Class 6 Industrial Tractor Truck	

Types of Forklifts

Class 1 Electric Truck

Has the following:

1. Electric motor
2. A counter-weight in the rear
3. Solid or pneumatic (air filled) tires
4. Operator sits and drives

The "mast" is the telescoping track on which the forks and load are raised and lowered.



Counter-weight and battery.



Forks on a forklift. Some trucks have a solid platform and are called "platform trucks".

Solid tires for smooth surfaces. Pneumatic tires are used for rougher surfaces.

Types of Forklifts

Class 2 Electric Truck

Characteristics:

1. Electric motor
2. Narrow construction to fit in aisles
3. Solid tires



The operator stands on a platform which moves up and down. Sometimes called an "order picker"



Rider Reach Truck

On some models, forks reach in and out as well as up, down and tilt. Other models have the forks on the side (called "Side Loaders") or allow the forks to pivot to the side (called "Front/Side Loaders").

Straddle legs add stability for forklifts that don't use a counter-weight



Types of Forklifts

Class 3 Hand Truck

Characteristics:

1. Motorized
2. Walk behind or ride
3. Low or high lift
4. Counter-weight or straddle

Electric Motor Hand
or Hand/Rider Trucks



The operator can walk behind or stand on the platform and hold onto the grab bar.

This motorized pallet jack has a counter-weight. Straddle legs are provided on more compact or reach models.



Types of Forklifts

Class 4 Truck

Characteristics:

1. Propane internal combustion engine
2. Solid tires
3. One of the most common types

Propane/liquid petroleum gas (LPG) fuel cylinder. Other forklifts run on diesel or gasoline.



Types of Forklifts

Class 5 Truck

Characteristics:

1. Gasoline, diesel or propane engines
2. Pneumatic tires
3. Used outdoors in many cases.



Pneumatic (air filled) tires with tread are used for traction and stability on rough or wet surfaces.

Types of Forklifts

Class 6 Industrial Tractor Truck

Characteristics:

1. Electric or internal combustion engine
2. Solid or pneumatic tires
3. Specialty vehicles
4. Pull or carry loads (no forks)

Yard
Tractor



Wikimedia Commons

Industrial
Tractor



Wikimedia Commons

Straddle
carrier



Wikimedia Commons

Types of Forklifts

Class 7 Rough Terrain Truck

Characteristics:

1. Used outdoors in uneven or muddy locations
2. Pneumatic tires
3. Gasoline or diesel-powered

Log
Yard
Forklift



Rough
Terrain
Reach
Forklift



Rough
Terrain
Mast
Forklift

Types of Forklifts

Ship Container PITs



Wikimedia Commons

Types of Forklifts

These are not powered industrial trucks (forklifts)



Non-powered
pallet jack



Farm vehicles



Self-propelled
elevated work
platform



Earth-
moving
vehicle



Bobcat
skid steer
with forks

All photos – Wikimedia Commons

How is a forklift different from a car or truck?

- Usually steers from the rear, rather than the front, making it swing wide
- Carries heavy loads, often in tight places and rough terrain
- Can have reduced visibility
- Can have a high center of gravity making it susceptible to turnover
- Controls are different and more complicated
- Heavier than most cars and trucks



This.....



.....doesn't operate like these.

Parts of a Forklifts



Wikimedia commons

Forklift Nameplate

The nameplate will list the type of forklift and the capacity



This forklift is a propane (LP) powered forklift, weighing 8680 lbs. with a lifting capacity of up to 4500 lbs.

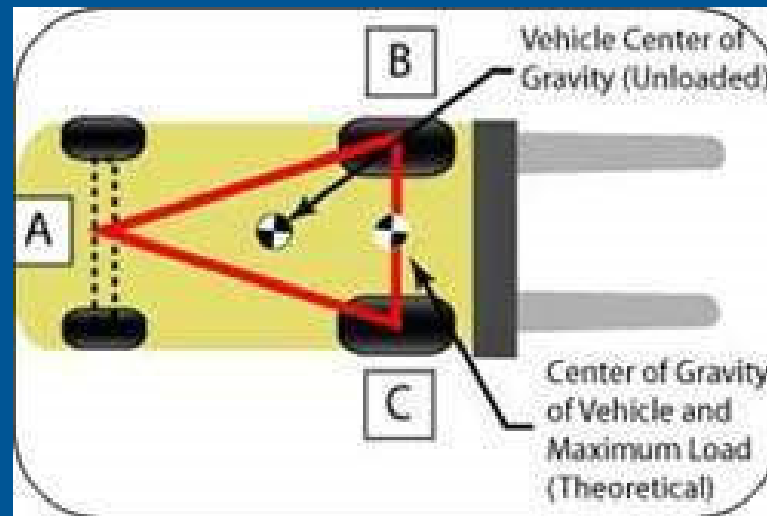
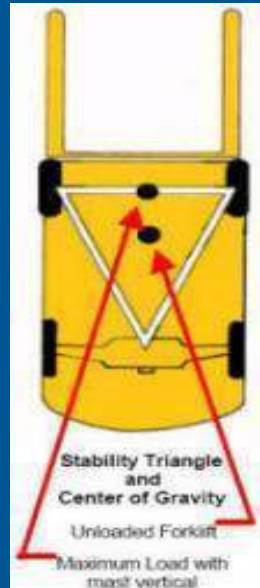
Forklift Operating Manual

Since there are numerous makes, models and types of forklifts, it is important to check for warnings in the specific forklift operator's manual.

The manual should be kept on the forklift at all times.

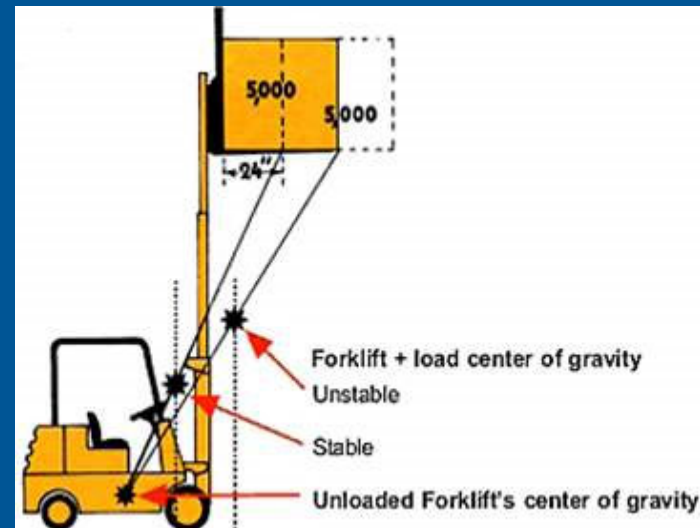
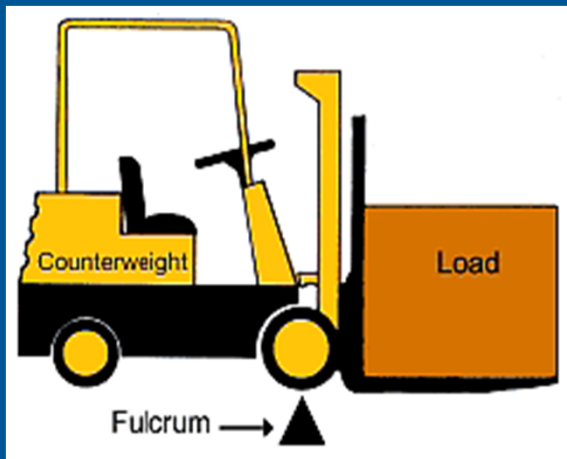


Forklift Stability Triangle



Almost all counterbalanced powered industrial trucks supported at three points. This is true even if the vehicle has four wheels. The truck's steer axle is attached to the truck by a pivot pin in the axle's center. When this point is connected to the front wheels with imaginary lines, this three-point support forms a triangle called the stability triangle. So long as the center of gravity remains within this stability triangle, the truck is stable and will not tip over.

How loads affect forklifts

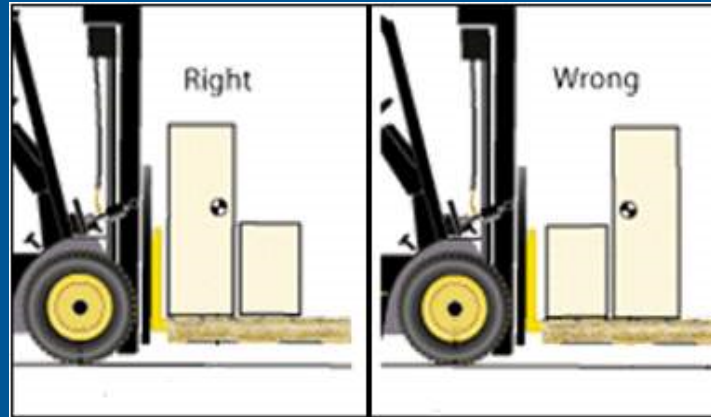


A forklift balances a load with a counterweight at the back. The front wheels act as a fulcrum or balance point. The center of gravity moves upward when the forks are raised.

Don't travel with a raised load!



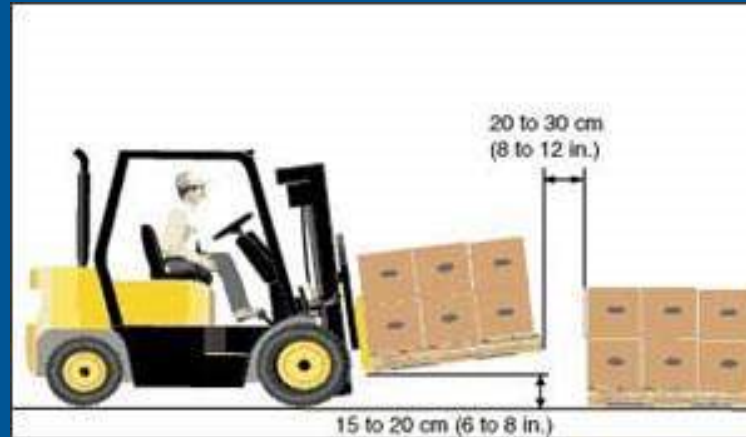
Forklift Load Capacity



While carrying a load near the maximum allowable capacity, be aware of the following:

- Danger of tip over
- Danger of losing load
- Danger of being struck by falling load

Moving the load

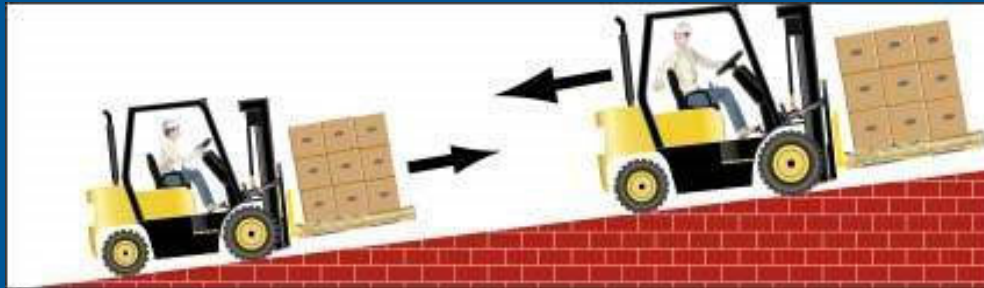


Use extra caution when handling loads that approach the truck's maximum rated capacity:

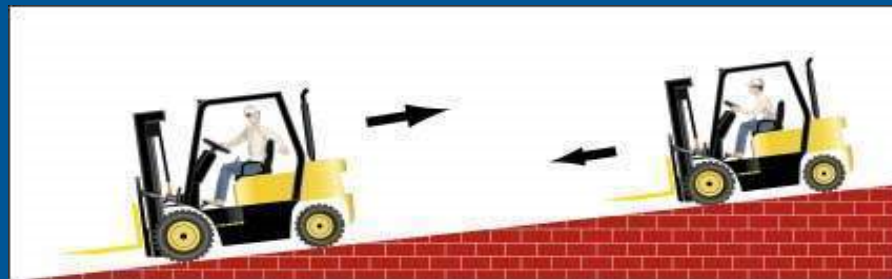
- Tilt the mast & forks back and position the heaviest part of the load against the carriage.
- Travel with the mast tilted back to keep the load stable. Never travel with the load tilted forward. Tilting the load forward increases the load distance and makes the load less stable.

Driving on an incline

Always drive with the load on the uphill side - go backwards driving down the incline and frontwards going up the incline to prevent tipping or losing control of the forklift.



If no load on the forklifts, do the opposite with forks pointing down the ramp.



More reasons why forklifts tip over

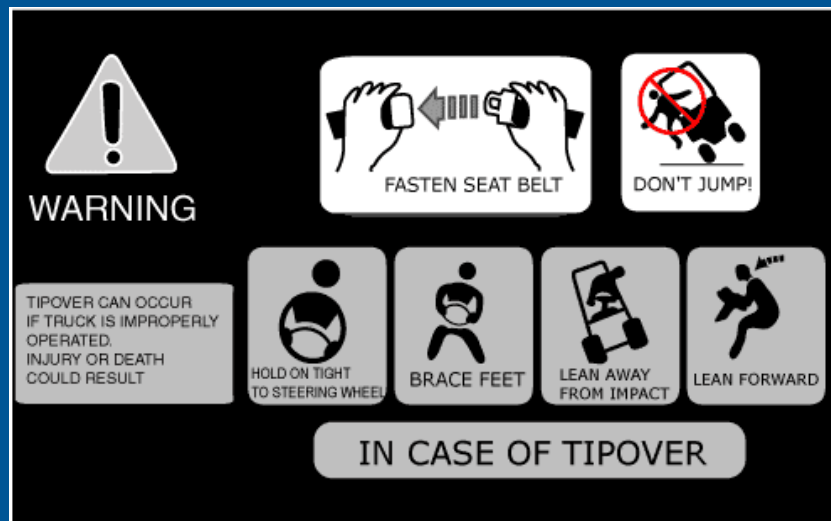
- Driving too fast around a corner
- Driving off edge of platform, ramp, road or other surface
- Driving an indoor forklift outdoors on rough, uneven ground outdoors
- Operating on an incline or hill



Source: RiteHite Doors



What do in case of a forklift tip-over



If the forklift tips, keep your arms and legs inside and hold on to the steering wheel. Don't attempt to jump out – you can't move faster than the forklift can tip over. Most people who attempt to jump are killed by the impact of the overhead guard.


Tipover procedures for other types of forklifts may vary. For example operators of stand-up forklifts with rear-entry access should step backwards off the forklift if a tipover occurs.

Forklifts and Seatbelts

Seatbelts are required on all forklifts manufactured since 1992 and can be retrofitted on all older models.

You are required to use it when it is supplied with the forklift. It will save your life.

Click it - before you drive!!



worksafe/victoria

A common cause of forklift fatalities is from the operator not having or using a seatbelt.

Forklift video clips from Worksafe B.C.

STAY IN THE CAB, STAY ALIVE

FIELDS OF VISION: PEDESTRIAN SAFETY AROUND FORKLIFTS



Forklift inspection and maintenance

All forklifts be examined at least daily before being used. Forklifts used on a round-the-clock basis must be examined after each shift. Check the following:

- ✓ Fluid levels -- oil, water, and hydraulic fluid.
- ✓ Leaks, cracks or other visible defect in hydraulic hoses and mast chains.
- ✓ Tire pressure and tire cuts or gouges.
- ✓ Condition of the forks, including the top clip retaining pin.
- ✓ Safety decals and nameplates in place and legible.
- ✓ All safety devices working properly including the seat belt.



U.S. Army



MSHA

A vehicle that is damaged, defective or otherwise unsafe must be removed from service. Report the problem to your supervisor immediately.

Refueling a propane powered forklift

Liquid propane is extremely cold when released to the atmosphere. If your skin is exposed to propane while refueling, you can get frostbite.

Shut off the engine before refueling.

Don't leave propane-powered forklifts near high heat sources. When parking propane-powered forklifts for a long period of time, turn the tank valve off.

Any propane leak must be taken seriously. Propane vapor is heavier than air and will tend to sink to the lowest lying area. If not adequately dissipated, it will ignite when exposed to a spark or flame.



Charging or changing batteries on electric forklifts

The battery changing/charging area should have the following:

- No smoking signs.
- Adequate fire protection.
- Plenty of water for flushing and neutralizing spilled battery acid.
- An eyewash that provides at least 15 minutes of flowing water enough ventilation to remove hydrogen gas during battery charging.



If you have to add water to batteries or handle battery acid, be sure to wear personal protective equipment.

Forklift Attachments

Forklifts can have a variety of attachments which affect their performance and use.

The load capacity of the forklift is reduced by the weight of the attachment.

The attachment must be approved by the forklift manufacturer.

Be sure you know how to use the specific attachment on the forklift you will be operating or get training if you don't.



Crane Attachment

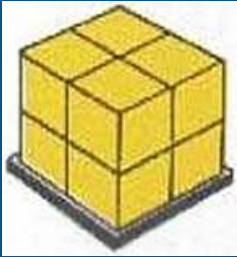


Drum Grabber Attachment




Carpet Lifting Attachment

Stacking loads on pallets




BLOCK

The most common. The upper level may be unstable if not encircled with wire or strapping.



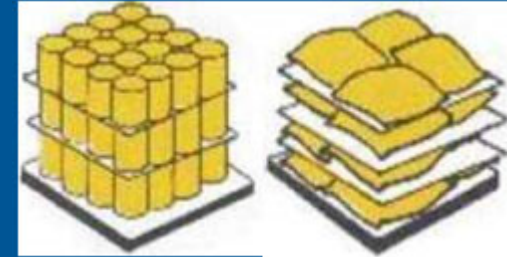
BRICK

Containers are interlocked by turning each level 90 degrees.



PINWHEEL

Used where brick pattern is unstable.



IRREGULAR STACKING PATTERNS

Wood strips, plywood or heavy cardboard between layers can help stabilize castings, bags, and other irregular shapes.

Loose loads are subject to falling. Off center loads can also be subject to falling or cause the forklift to tip over. The illustrations above show the correct way to load pallets.



Avoid using damaged pallets.

Forklift Work Platforms

Never lift other workers on forks unless you use an approved work platform with railings as shown.



U.S. Army

Dangerous!!




Safe



Source: Pelsue Co.

An extremely dangerous practice

A risky way to change a light bulb!!



Source: JICOSH

Order Picker Fall Protection

In warehouses “order picker” forklifts, the vehicle must have either:

- Standard guardrails on all open sides
- or
- A safety harness and lanyard




OSHA




CDC

Why a safety harness is needed on an order picker forklift

While working in a warehouse using an order picking forklift, a worker tried to stand on a shelf to adjust the position of the load on the pallet. His foot slipped from the rack and he fell from the fourth tier to the floor.



Source: JICOSH



Source: JICOSH

A safety harness would have stopped his fall.

Forklifts have reduced visibility

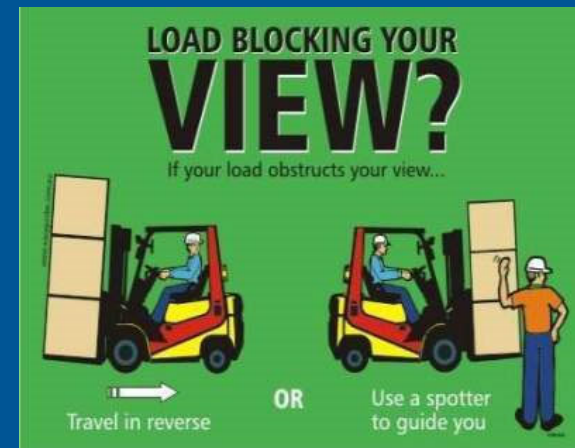
Both the forklift mast and a large load on the forks reduce forward visibility.



Older mast design



Newer mast design



OSHA – all photos

In warehouses or other indoor workplaces, aisles of material, walls, doors and other building configurations can create blind corners.

Forklift Blind Spot



Blind spot

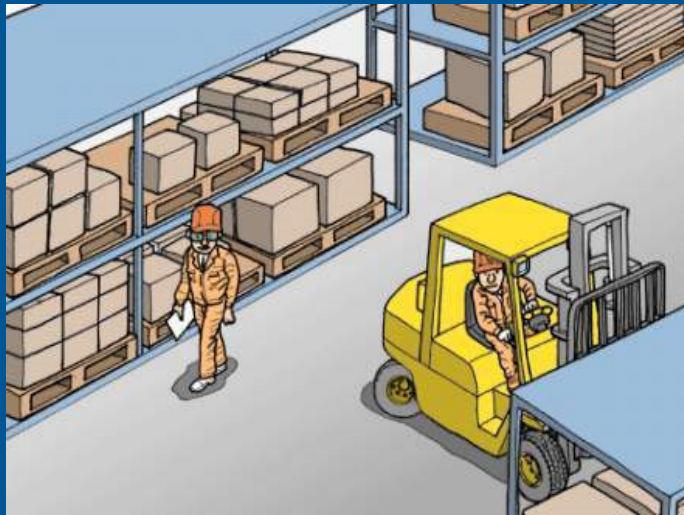
Forklifts and Pedestrians

- Slow down and sound horn at intersections, corners, and wherever your vision is obstructed.
- When provided, use flashing warning light or backup alarms when traveling in reverse.
- Always look in the direction of travel.
- Signal to pedestrians to stand clear.
- Do not allow anyone to stand or walk under upraised forks.
- When possible, make eye contact with pedestrians or other forklift operators before moving in their path.



OSHA

Forklift-pedestrian accident example



Source - JICOSH



Source - JICOSH

Neither the pedestrian or the forklift operator were paying attention!!

Loading truck trailers and railroad cars

Make sure:

- Truck trailer wheels are chocked
- Dock board is secure and can handle weight
- You use horn or warning lights when exiting trailer or railcar.



OSHA



Wide or irregular size loads



Source - New York Dept. of Health



OSHA

Distribute the weight evenly when carrying irregular sized loads.

Keep the center of gravity of the load as near as possible to the center going horizontally across the forks.

Keep the center of gravity of the load as near to the front wheels as possible.

Loading/unloading High Storage Racks

When removing a load from a high rack



- Slowly back out with the load
- Stop when it clears the rack
- Lower the load to the floor
- Don't lower the load while moving!



Forklift Do's and Don'ts

No one else on the forklift except the operator, unless the forklift has a seat for a rider.

Always drive with the forks lowered and lower forks to floor when parking the forklift.



Source: JICOSH

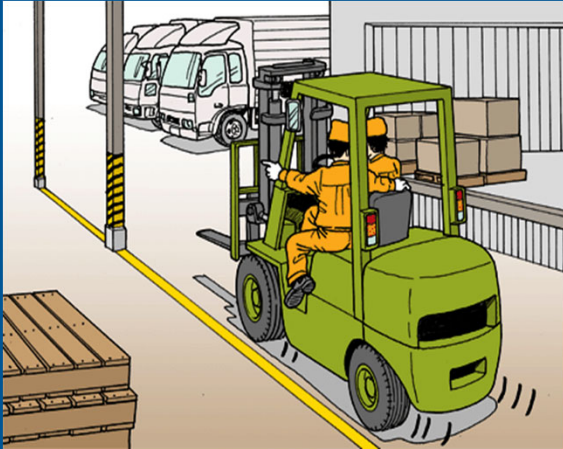


Source: JICOSH

Watch overhead clearances – especially entering or exiting buildings or when you are raising a load on the forks.

[Safe Ways - Fork Lift Safety](#)

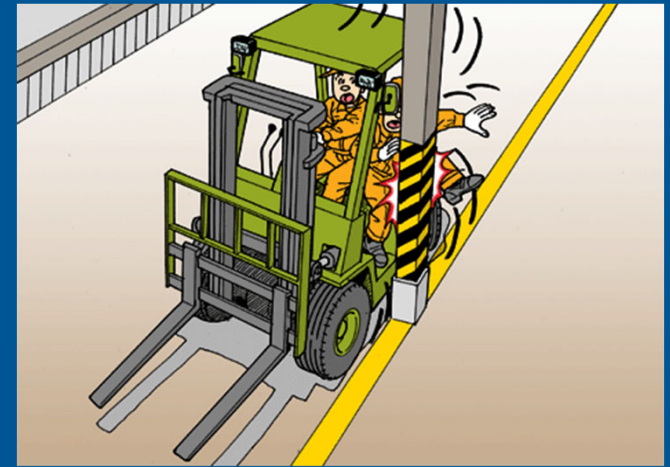
The risk to a rider on a forklift



Source: JICOSH


A seasoned forklift operator sat next to the operator's seat while showing a new operator how to operate the forklift.

The new operator accidentally performed the wrong maneuver, causing the forklift to run into one of the pillars at the site. The worker who had been training him was crushed between the support pillar and the forklift.



Source: JICOSH

Stay out of the mast of a forklift !!



Source: JICOSH

While using a forklift to transport 15 cardboard boxes at once, some of the boxes started to slip. The operator climbed into the mast to adjust the falling boxes.

When the worker stepped between the operator's seat and the mast (without turning off the engine first) he accidentally hit one of the control levers, causing the mast to move. He was crushed between it and the overhead guard.



Source: JICOSH

No Speeding!!



Wikimedia commons

Don't leave your forklift unattended

A forklift is considered "unattended" When the operator is 25 ft. or more away from the vehicle even if it remains in his view, or whenever the operator leaves the vehicle and it is not in his view.

When a forklift is left unattended, forks must be fully lowered, controls neutralized, power shut off, and brakes set. Wheels must be blocked if the truck is parked on an incline.



Wisconsin Dept of Health Services

Where's the operator??

When the operator of a forklift is within 25 ft. of the truck still in his view, the load engaging means must be fully lowered, controls neutralized, and the brakes set to prevent movement, but the power does not need to be shut off.

Propane-powered forklifts and carbon monoxide

Propane powered forklifts produce carbon monoxide. The amount depends on how well they are tuned, but should be 1% or less at the tailpipe.



Source: Worksafe BC

Carbon monoxide poisoning can occur when propane forklifts are used in cold rooms, controlled atmosphere rooms, truck trailers or shipping containers, or in warehouses or other enclosed areas that do not have enough fresh air ventilation. If propane powered forklifts are used indoors, they should be tuned up regularly and tested for carbon monoxide emissions periodically.

[Click here for more information on carbon monoxide and forklifts](#)

Safe Operation of Forklifts

You must also have hands-on training on the specific truck you will operating

... truck controls and handling are different



[Click here to see L & I forklift operator training requirements](#)

Safe Operation of Forklifts

Forklift Safety Quiz Questions

Quiz

1. Because a forklift weighs more, it is easier to stop it with the brakes than a car.
 - a) True
 - b) False

Quiz

2. When driving down an incline with a loaded forklift, you should:
 - a) Go down the incline backwards.
 - b) Raise the load before going down the incline.
 - c) Go down the incline frontwards.
 - d) Honk the horn.

Quiz

3. If you are driving a forklift and it hits a hole and starts to turnover, you should:
- a) Jump out away from the direction it's falling.
 - b) Quickly turn off the engine.
 - c) Pull your arms in and hold on.
 - d) Crank the wheels the opposite way it's falling.

Quiz

4. If you see a large puddle of hydraulic fluid under the forklift, the first thing you should do is:

- a) Use it to finish your task and then take it to maintenance.
- b) Clean up the puddle before someone slips on it.
- c) Inform maintenance or your supervisor and not operate the forklift.
- d) Find out where the leak is coming from.

Quiz

5. Before you first enter a truck trailer with a forklift you should:
 - a) Check to make sure the trailer has been secured with wheel chocks
 - b) See if there is a spotter inside the trailer.
 - c) Get your supervisor's approval to enter.
 - d) Jump up and down on the dock board.

Quiz

6. Special attachments to a forklift can be used when:
- a) The production manager approves it.
 - b) The forklift manufacturer approves it.
 - c) You have checked that it doesn't change the forklift operation.
 - d) None of these.

Quiz

7. The best way to handle a large load that reduces visibility is to:
- a) Honk the horn continuously so other workers know you are moving.
 - b) Drive in reverse or use a spotter.
 - c) Raise the load so you can see under it.
 - d) Walk the route first so you know where to go.

Quiz

8. A propane powered forklifts doesn't cause a carbon monoxide hazard if:
- a) It is well-tuned and there is plenty of ventilation.
 - b) It is driven slowly.
 - c) It is used in place of a gasoline-powered forklift.
 - d) It is a brand-new model.