


# POWERLANGUAGE COURSES FOR FAMILIES



## FRENCH level 1

○○●  
**PowerLanguage**  
COURSES for FAMILIES



[PowerLanguage.courses](https://www.powerlanguage.courses)

Credits:

Thank you to the PowerLanguage Team and Leonardo Gandini at Kaiten Support and Calum Murray for their help producing this booklet.

Thank you also to all the schools, teachers, families and pupils taking part in this project!

# Who We Are

PowerLanguage



PowerLanguage has been producing interactive resources, animations and eBooks around the United Kingdom since 2006.

We are also involved in teacher training projects across the European Union and Australia.

**Our online resources are used every day in over 1500 schools.**

# Bonjour, bienvenue !

Welcome to LEVEL 1 of our PowerLanguage online French course for Families. This programme has been created specifically for those of you who wish to embark on an exciting Language Learning Journey ALONGSIDE a primary-aged child or children! These resources were developed for the dual purpose of learning French for yourself and using the language at home with your own children and other members of your family.

At PowerLanguage, we have been involved in training and supporting teachers in schools across the UK, Europe and Australia since 2001, and are now making our resources and methodology available to the general public. We believe that parents and carers can send a strong message to their children by telling them that they are embarking on an online course to develop their own language skills. This is what lifelong learning is all about!

To teach is to learn twice....

Parents and carers will not only exemplify Lifelong Learning to their children, they will also be able to share their own learning with them. Part of the homework at the end of each lesson – which we have called “Challenges” - is to apply your newly acquired knowledge to your children. This will reinforce your learning, work as a way to assess your progress, and of course benefit other members of your family too! You may take as much time as you need after each lesson to complete your Challenges, before you move on to the next lesson. We have also included Suggested School Challenges. These are designed for parents and children to work together so that children can then present some of the activities in school.

The lessons contain a mixture of videos from our French tutors, short films shot on location in France, animations and PowerPoint documents, which will all combine to help you and your children discover French, or revisit what you might have learned at school when you were a pupil. We have also included a number of songs as well as some arts and crafts activities. Throughout this course, you will be learning French in meaningful contexts, moving away from having to learn lists of words that you struggle to string together in a sentence...!

Do not hesitate to watch the videos and animations with your children or other members of your family. Please pause the videos at regular intervals to practise a word or a sentence. You should try to say those out loud several times: don't just say them in your head, the words have to come out!

Finally, feel free to use the course booklet that we are providing with the course, to write down some of the words or sentences that you have discovered. At the end of the booklet, we have included flashcards which you can cut out and use to practise your French with your family.

We hope you enjoy your course. Do not hesitate to send us feed-back at: [info@powerlanguage.net](mailto:info@powerlanguage.net).

*Amusez-vous bien !*

*the PowerLanguage Team*




# lesson 1

we are learning to...

## Greet people and express feelings

Some keywords



Bonjour !

Salut !

Ça va ?

Au revoir !



## 1.1

## Video – BONJOUR !



In this video, you will see French people greeting each other in various ways. Make a note, if you can, of the various greetings you can hear. Notice and discuss with your child all the cultural elements in the video. What catches your eye? In what ways does it look different from your home country?



---

---

---

---

---

---

---

---

---

---

---

---

---

---

---

---

---

---

---

---

---

---

---

## 1.2

## Tutor Animation – GREETINGS



In this animation, you will learn some of the phrases used for greeting someone in French at various points of the day and in different contexts.



---

---

---

---

---

---

---

---

---

---

---

---

---

---

---

---

---

---

---

---

---

---

---

## 1.3

### Animation – ÇA VA ?



This short animation with voices of native French children will present you with possible answers to the “Ça va ?” (How are you?) question.

Make a note, if you can, of these answers.



---

---

---

---

---

---

---

---

---

---

## 1.4

### Tutor Animation – EXPRESSING FEELINGS



In this animation, you will learn various ways to respond to the “Ça va ?” question, as well as express other feelings and emotions.



---

---

---

---

---

---

---

---

---

---



## 1.5 Cultural Activity

### 10 Facts About France

Did you know that...?

Our first cultural podcast will take you on a quick fact-finding tour of France, from sporting events to fast trains via our National Anthem, and of course, the city of love, Paris!

Remember to check your knowledge by doing our quiz! Who got the highest score? Adults or children... ?



---

---

---

---

---

---

---

---

---

---



### Keywords

*Bonjour !  
Salut !  
Ça va ?  
Au revoir !  
À demain !  
À bientôt !  
À plus !*

*À tout à l'heure !  
Ça va bien, merci, et vous ?  
Ça va bien, merci, et toi ?  
Ça va comme ci comme ça.  
Ça ne va pas bien.  
Comment ça va ?  
Je suis triste.*

*Je suis content.  
Je suis contente.  
Je suis en colère.  
Je suis fatigué.  
Je suis fatiguée.  
Je suis malade.*



## Challenge 1 - Game

Use the flashcards with various greetings and emotions printed at the end of this booklet. You will also find them on your online course in a PowerPoint format with sound files to practise pronunciation. Teach your child/family members the difference between all these greetings, and how to respond to them. Embed them as part of your morning and/or evening routine for one week or more! There are various games you can play with a printed set of Flashcards, such as “mime the flashcard”, “find the missing flashcard” (KIM’s game); or with two sets: memory game, snap game, etc.

## Challenge 2 - Talking

Make your own hand-puppet or use a shop-bought one (or one of your child’s cuddly toys), and practise saying greetings and expressing feelings with your child. Make sure that after a while, your child uses the puppet and becomes the one asking you questions such as *Ça va ?* or saying *bonjour* etc. Keep using the puppet throughout this course. It is a great tool which will help you give a context to the learning of French at home. Remember, the puppet only speaks French and everybody should have a go at it!

## Children: Suggested School Challenge!

Learn the song “Salut ça va ?” as a family. You will find a video of the song on your online course, and the words printed below. Play the song as often as you can and sing it at home or on your journey to school!

Salut ça va ?  
Salut ça va ?  
Salut ça va ?  
Moi ça va très bien.

Salut ça va ?  
Salut ça va ?  
Salut ça va ?  
Moi ça va pas bien.

Salut ça va ?  
Salut ça va ?  
Salut ça va ?  
Moi comme ci, comme ça.

Salut ça va ? - Hello how are you?    Moi ça va très bien - I am very well  
Moi ça va pas bien - I am not well    Moi comme ci, comme ça - I am so, so

Now share what you’ve learned with your family in your school! Can you perform this song in your class or during Assembly for example?



## My Learning Log

What did I learn in this lesson?


What did I find challenging?

What did I enjoy the most?

What I discovered about French culture?

## Say our name and ask someone's name

Some keywords



Je m'appelle Élise.

Et toi ?

Comment tu  
t'appelles ?

Je m'appelle





## 2.3

### Tutor Video – POPULAR NAMES IN FRANCE



In this video, you will look at which first names are the most popular for French children at the moment, and, in the process, continue to learn important rules of French pronunciation.



---

---

---

---

---

---

---

---

---

---

---

---

## 2.4

### Animation – LA PRONONCIATION



This animation will present you with some very important rules of French pronunciation. Make a note if you can of the 5 rules and of some of the first names mentioned here.



---

---

---

---

---

---

---

---

---

---

---

---





## 2.5 Cultural Activity

### Norman Words In The English Language

How many English words do you think come from French?

Listen to our second podcast to find out, and discover how the Norman invasion of 1066 changed the fate of the English language forever!

Remember to check your knowledge by doing our quiz! Who got the highest score? Adults or children... ?



---

---

---

---

---

---

---

---

---

---



### Keywords

*Je m'appelle Élise.*

*Et toi ?*

*Comment tu t'appelles ?*

*Comment vous vous appelez ?*

*Et vous ?*

*C'est une fille.*

*C'est un garçon.*

*grand*

*petit*

*vert*



### Challenge 1 - Arts & Crafts

With your child, make a French name badge. Choose your French name from the list below. Make a badge with your name. You can watch the little animation to see how this can be done!

Examples of girls' names: *Sophie, Louise, Marie, Clara, Emma, Manon, Camille, Romane*

Examples of boys' names: *Nathan, Jules, Lucas, Hugo, Léo, Martin, Clément*

### Challenge 2 - Talking

Draw a face on your thumb: 2 dots for the eyes and a line underneath for the mouth! Get other members of your family to do the same. Create a short dialogue between all of you, greeting each other and asking for each other's name. Why not try to use some popular French names from the list below on top of your real names?

Nathan  
Jules  
Lucas  
Hugo  
Léo

Gabriel  
Clément  
Raphaël  
Théo  
Arthur

Louis  
Martin  
Camille  
Romane  
Manon

Emma  
Clara  
Marie  
Chloé  
Julie

Aurélie  
Lola  
Sophie  
Alice

### Children: Suggested School Challenge!

Using the popular French names, explain 2 rules of French pronunciation to other members of your family or to your friends. Do they wish they'd covered these rules when they started learning French at school? Can your child share these rules with his/her teacher? Write them down in the box provided below if you want!



### My Learning Log

What did I learn in this lesson?

What did I find challenging?

What did I enjoy the most?


What I discovered about French culture?

# lesson 3

we are learning to...

Say where we live and  
ask someone where they live

Some keywords



Tu habites où ?

J'habite à Paris.

J'habite en France.

Vous habitez où ?



### 3.1

## Revision



Start with a little revision: how many French first names can you remember? Are they boys' names or girls' names? How many words for greetings and emotions do you remember? If you remember more than 6 names, 2 greetings and 3 types of emotions, bravo, you can start lesson 3!



---

---

---

---

---

---

---

---

### 3.2

## Tutor Animation – SAYING WHERE WE LIVE AND ASKING SOMEONE WHERE THEY LIVE



In this animation, you will learn how to ask someone where they live and say in which city/town/village and country you live. You will see that countries in French are either feminine or masculine, as are all French nouns!



---

---

---

---

---

---

---

---

### 3.3

## Animation – J'HABITE À



This animation recaps the various ways of saying where you live. Can you remember some of the rules that apply here?



---

---

---

---

---

---

---

---



## 3.4 Cultural Activity

### Restaurants

Used in many languages across the globe, the word “restaurant” has its origins deeply rooted in French culture. In this third podcast, you will hear where and when it all started: in the gastronomic capital of the world, of course!

*Bon appétit !*

Remember to check your knowledge by doing our quiz! Who got the highest score? Adults or children... ?



---

---

---

---

---

---

---

---

---

---

---

---



### Keywords

*Tu habites où ?*

*J'habite à Paris.*

*J'habite en France.*

*Vous habitez où ?*

*J'habite à Édimbourg, en Écosse.*

*J'habite à Londres, en Angleterre.*

*J'habite à Belfast, en Irlande du Nord.*

*J'habite à Cardiff, au Pays de Galles.*

*J'habite à Dublin, en Irlande.*

*J'habite à Canberra, en Australie.*

*J'habite à Wellington, en Nouvelle-Zélande.*

*J'habite à New Delhi, en Inde.*

*J'habite à Washington, aux États-Unis.*



### Challenge 1 - Talking

Using first your real identity and then a fictitious one, record with your child a little dialogue with Sock puppet (a free app) or Voki (works on Apple products and Android). Speak slowly and clearly and send your dialogue to another member of your family!

If you don't have a tablet, you can use the puppet from Lesson 1, then film your dialogue and email it to someone you know.

Remember to use greetings, ask for their name and where they live. Use *Et toi ?* (and you) if you're talking to your child/family member, or *Et vous ?* (and you) if you want to make it a bit more formal.

### Challenge 2 - Researching

Have a look online at *La Francophonie*, which is a term used to designate the French speaking world ([www.francophonie.org](http://www.francophonie.org)). Find out some facts about it. How many people speak French around the world? Where? French is the official language of which international organisations? Share the results of your research with your child and/or other family members. You could also create a colourful poster about the French speaking world.



### Children: Suggested School Challenge!

In order to practise your French pronunciation, learn the little poem below called *Petit Luc* and teach it to your family. You will also find the words in the animation on your online course, and an audio recording to help with the pronunciation. Don't hesitate to invent some actions using your hands to accompany the story!

#### L'histoire de Petit Luc

Petit Luc dort  
dans sa maison  
Sa maman arrive  
Toc toc toc!  
Petit Luc ronfle  
Zzzzzz.....

Mais réveille-toi  
Petit Luc  
Réveille-toi !  
Le lit bouge ...  
Crrrrrrr Crrrrrr  
Petit Luc bâille  
Bonjour Petit Luc !  
**Fin.**

#### The Story of Little Luc

Little Luc sleeps  
in his house  
His mum arrives  
Knock knock knock!  
Little Luc snores  
Zzzzzzz....

But wake up  
Little Luc  
Wake up!  
The bed is moving...  
Crrrrrrrr Crrrrrrr  
Little Luc yawns  
Hello Little Luc!  
**The end.**



### My Learning Log

What did I learn in this lesson? .....

What did I find challenging? .....

What did I enjoy the most? .....


What I discovered about French culture? .....

# lesson 4

we are learning to...

Say our nationality and revise what we've learned so far

Some keywords



Je suis français, et toi ?

Je suis anglais.

Je suis américaine, et toi ?

Moi, je suis australienne.





In this animation, you will learn how to say your nationality. You will also get to practise questions and answers from Lessons 1 to 3.




---



---



---



---



---



Using the tune of the song in Lesson 1, Suggested school challenge, write new lyrics, using what you have learnt so far. Make sure you sing it to your friends and family.

For example:

Salut ça va ?  
 Je m'appelle Paul.  
 Je suis français.  
 J'habite à Paris.




---



---



---



---



---



---



---



---



---





## 4.3 Cultural Activity

### La Pétanque

Have you heard of *la pétanque*? Have you ever seen it being played?  
Listen to this podcast to find out more about France's No1 sport! Why not go online and google a video of French people playing *Pétanque* to help you visualise it?

Remember to check your knowledge by doing our quiz! Who got the highest score? Adults or children... ?




---



---



---



---



---



---



---



---



---



---



---



### Keywords

*Je suis français.*  
*Je suis française.*  
*Je suis anglais / anglaise.*  
*Je suis écossais / écossaise.*  
*Je suis irlandais / irlandaise.*  
*Je suis nord-irlandais / nord-irlandaise.*

*Je suis australien / australienne.*  
*Je suis canadien / canadienne.*  
*Je suis américain / américaine.*  
*Je suis néo-zélandais / néo-zélandaise.*  
*Je suis indien / indienne.*



### Challenge 1 - Listening

Watch the 2 videos on your online course, in which French children introduce themselves. What can you find out about them? Can you try to write some of their answers in French?



### Challenge 2 - Translation

Can you translate these sentences into English?

1. Salut. Comment tu t'appelles ? \_\_\_\_\_
2. Je suis américaine et j'habite à Chicago. \_\_\_\_\_
3. Je m'appelle Gabriel. \_\_\_\_\_
4. Ça va comme ci, comme ça ! \_\_\_\_\_
5. Tu habites où ? \_\_\_\_\_

### Children: Suggested School Challenge!

Draw a picture of yourself. Add a speech bubble and write some information about yourself. Ask your teacher to make a display of all the portraits in your school.

Use this format: *Bonjour ! Je m'appelle Marie. Je suis française. J'habite à Paris, en France. Au revoir !*



### My Learning Log

What did I learn in this lesson? \_\_\_\_\_

What did I find challenging? \_\_\_\_\_

What did I enjoy the most? \_\_\_\_\_


What I discovered about French culture? \_\_\_\_\_

# lesson 5

we are learning to...

Say how old we are, ask someone their age, practise numbers up to 69

Some keywords



Quel âge tu as ?

J'ai 45 ans.

$5 + 4 = 9$

1,2,3,4...69



## 5.1

### Tutor Video – SAYING OUR AGE AND ASKING SOMEONE THEIR AGE



In this video, you will learn how to ask someone their age and say your age.



---

---

---

---

---

---

---

---

## 5.2

### Défecto Dol – LES NOMBRES



Listen to Dol, our language detective, as he reveals his tricks for memorising numbers. Make sure you practise your numbers very regularly so that they become as much of a “reflex” as they are in English.



---

---

---

---

---

---

---

---

## 5.3

### Animation – CALCUL MENTAL !



This is a maths challenge... Who is the quickest at mental maths in your family ?!!



---

---

---

---

---

---

---

---



## 5.4 Cultural Activity

### Am Stram Gram...

Games play a big part in a child's learning of a foreign language.

Teach yourself and your family the rhyme "Am stram gram", which is the French equivalent of "Eeny, meeny, miny, mo" and use it as often as you can to decide who is starting a game, laying the table, or even walking the dog! You will definitely need it for your Lesson 6 Cultural Activity!

You will find a recording of this rhyme on your online course to help with the pronunciation.

Am, stram, gram,  
Pic et pic et colegram,  
Bour et bour et ratatam,  
Am, stram, gram ; pic !

N.B. As in "Eeny, meeny, miny, mo", the words do not mean anything in particular!



## Keywords

*Quel âge tu as ?  
Quel âge vous avez ?  
J'ai 45 ans.  
J'ai 10 ans.  
Numbers up to 69*



### Challenge 1 - Song

Create a little song to the tune of *She'll be coming down the mountain* using words such as: Je m'appelle Thomas et j'ai 9 ans, 9 ans ! J'habite à Édimbourg en Écosse, en Écosse ! etc.

### Challenge 2 - Animation

Watch the animation to practise your numbers in French!

### Children: Suggested School Challenge!

Quelle heure est-il M. le Loup ? Watch the video of French children playing this popular French game (What time is it Mr Wolf?). Can you organise a game with all members of your family/community? Watch the animation with vocabulary for the game.



### My Learning Log

What did I learn in this lesson?

~~~~~

What did I find challenging?

~~~~~


What did I enjoy the most?

~~~~~

What I discovered about French culture?

## Revising and Consolidating

Some keywords



Bonjour, je  
m'appelle Élise.

Tu habites où ?

J'ai 10 ans.

J'habite à Paris.



## 6.1

### Reading – PUT THESE SENTENCES IN THE RIGHT ORDER



- Manon m'appelle je \_\_\_\_\_
- en j'habite Australie Canberra à \_\_\_\_\_
- suis je française \_\_\_\_\_
- trente ai ans neuf j' \_\_\_\_\_
- as âge tu quel ? \_\_\_\_\_
- super va ça bien \_\_\_\_\_

## 6.2

### Animation – LISTEN TO THESE SENTENCES



Can you write the sentences you hear down in your booklet? Try to download ChatterPix (a free App) and animate a photo of a family member!



\_\_\_\_\_

\_\_\_\_\_

\_\_\_\_\_

\_\_\_\_\_

\_\_\_\_\_

\_\_\_\_\_

\_\_\_\_\_

\_\_\_\_\_

\_\_\_\_\_

\_\_\_\_\_





## 6.3 Cultural Activity

### A Few French Playground Games

And now for a bit of exercise – in French! Why not meet up with other parents and their children, and organise some simple games, which can be played indoors or outdoors?

The PowerPoint contains instructions for 3 French games (with sound files as well as an English translation): *Quelle heure est-il Monsieur le Loup ?* (What's the time Mr Wolf?), *Poissons – Pêcheurs* (Fish and Fishermen) and *Le facteur n'est pas passé* (The postman hasn't come around yet). Have fun!




---



---



---



---



---



---



---



---



### All Your Keywords

Bonjour !  
 Salut !  
 Ça va ?  
 Au revoir !  
 À demain !  
 À bientôt !  
 À plus !  
 À tout à l'heure !  
 Ça va bien, merci, et vous ?  
 Ça va bien, merci, et toi ?  
 Ça va comme ci comme ça.  
 Ça ne va pas bien.  
 Comment ça va ?  
 Je suis triste.  
 Je suis content.  
 Je suis contente.  
 Je suis en colère.  
 Je suis fatigué.  
 Je suis fatiguée.  
 Je suis malade.  
 Je m'appelle Élise.  
 Et toi ?  
 Comment tu t'appelles ?

Comment vous vous appelez ?  
 Et vous ?  
 C'est une fille.  
 C'est un garçon.  
 grand  
 petit  
 vert  
 Tu habites où ?  
 J'habite à Paris.  
 J'habite en France.  
 Vous habitez où ?  
 J'habite à Édimbourg, en Écosse.  
 J'habite à Londres, en Angleterre.  
 J'habite à Belfast, en Irlande du Nord.  
 J'habite à Cardiff, au Pays de Galles.  
 J'habite à Dublin, en Irlande.  
 J'habite à Canberra, en Australie.  
 J'habite à Wellington, en Nouvelle-Zélande.  
 J'habite à New Delhi, en Inde.  
 J'habite à Washington, aux États-Unis.  
 Je suis français.  
 Je suis française.

Je suis anglais / anglaise.  
 Je suis écossais / écossaise.  
 Je suis (nord -) irlandais / (nord -) irlandaise.  
 Je suis australien / australienne.  
 Je suis canadien / canadienne.  
 Je suis américain / américaine.  
 Je suis néo-zélandais / néo-zélandaise.  
 Je suis indien / indienne.  
 Quel âge tu as ?  
 Quel âge vous avez ?  
 J'ai 45 ans.  
 J'ai 10 ans.  
 Numbers up to 69



### Challenge 1 - ICT

Watch the video on your online course. Use Tellagami (iOS app) or Voki (Android app) to record a self portrait following the same model. Get other family members to create their own animation. Share it with friends or other relatives!

### Challenge 2 - Quiz

Qui veut gagner un million de bonbons ? (Who wants to win a million sweeties?): create your own quiz using the template provided. Ask questions to your family related to what you have learned during the course.

### Children: Suggested School Challenge!

Can you play “les poissons et les pêcheurs” at school during your PE lesson?



### My Learning Log

What did I learn in this lesson?

.....  
 What did I find challenging?


.....  
 What did I enjoy the most?

.....  
 What I discovered about French culture?

.....

# Flashcards

Comment ça va aujourd'hui ?




PowerLanguage

Je suis triste.



PowerLanguage

Je suis surpris / surprise.



PowerLanguage

Je suis content / contente.



PowerLanguage

Je suis inquiet / inquiète.



PowerLanguage

Je suis en colère.




PowerLanguage

Je suis super content / super contente.



PowerLanguage

Je suis fatigué / fatiguée.




PowerLanguage

Ça va comme çà comme çà.



PowerLanguage

Ça va mal !



PowerLanguage

Ça va super bien.




PowerLanguage

Je suis malade.




PowerLanguage

Bonjour !




PowerLanguage

Au revoir !




PowerLanguage

À demain !



PowerLanguage

À plus !



PowerLanguage



**PowerLanguage**  
COURSES for FAMILIES









# FRENCH level 1

PowerLanguage

