

From PYP to the MYP

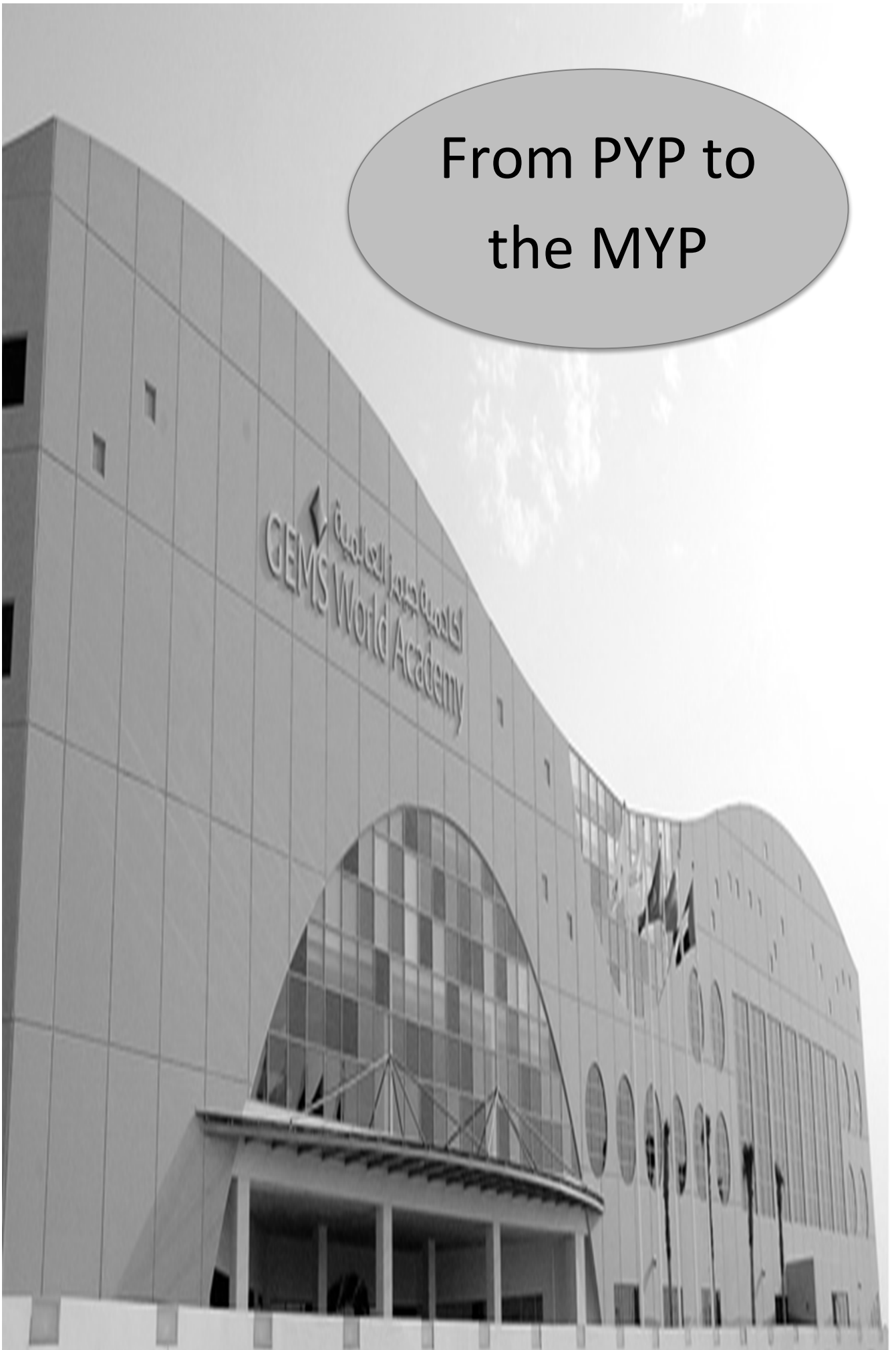


Table of contents:

1. Welcome Letter	3
2. Making the Transition from PYP to MYP	4
3. MYP Courses in Grade 6	4
4. Sample Schedule	5
5. Developing the Approaches to Learning Skills	6
6. Organization and Time Management and Lockers and Homework	7
7. Writing Center – (Peer Tutoring Center)	8
8. Break Times (snack and lunch) and Uniform Requirements	8
9. Student Section:	
○ First Day of School	9
○ Counselor Corner	10
○ Making the Most of MYP/Secondary School	11

Welcome to the Secondary!

Dear Incoming Sixth Graders:

We would like to take this opportunity to welcome you to the Secondary School at GWA. We are very excited that you will be joining us on this learning adventure! We cannot wait for the new school year to start, so we can begin to share in our new learning experiences.

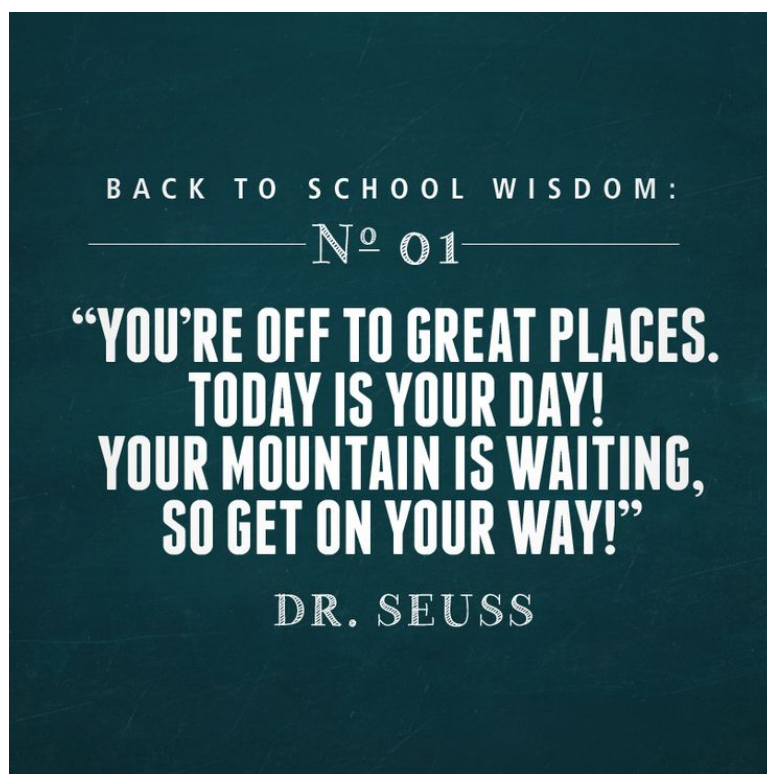
We hope this booklet will give you the opportunity to learn a little more about how we do things in the MYP and how the Secondary School is preparing to support you as you make the transition from the PYP to the MYP.

We also hope you will take a look at the frequently asked questions and answers at the back of this booklet to help you get ready for the adventure that lies ahead!

We are ready to have you come and join us – see you in August!

Sincerely,

The Grade 6 Teachers and Secondary Administrative Team




<http://www.polkadotcreative.com.au/2014/creative-team-introducing-petra/>

Making the Transition from PYP to MYP!

As you make the transitions from the PYP to the MYP it can be challenging, worrisome, and exciting all at the same time – we are here to help here in the MYP at GWA!

We will give you the support, encouragement and attention you need to make this transition one of great ease and enjoyment and provide you with the opportunity for the greatest success as you enter the Secondary School.

We will be having an orientation in the fall to help you better understand the many new and exciting ways we do things in the Secondary.



mrmsptso.org

During Orientation you will learn:

- How to use your locker
- How to organize yourself for learning
- Time Management
- How to use ManageBac
- How to use your agenda
- Where your classes are and how to get there
- Who to ask for help if you need it!
- Who are your teachers
- More about your new classmates
- Timing of the school day
- Rules and Expectations in Grade 6

Courses in Grade 6 (Year 1 MYP)

Here is a brief overview of what grade 6 looks like next school year:

- In the MYP you will have teachers who work in teams to prepare what you will learn each unit. These are teachers who are specialists in each subject area. You will have specific teachers who teach the following:
 - Language and Literature
 - Mathematics
 - Individuals and Societies/Humanities
 - Sciences
 - Design
 - Language Acquisition (Arabic, and French or Spanish)
 - Arabic (Language and Literature)
 - Physical and Health Education
 - Arts (Visual Arts and Drama, or Music, or Advanced Music)

The next page has a sample of the MYP schedule!

أكاديمية جيمز العالمية – دبي
GEMS World Academy
 DUBAI

Cecilia H

Week A [MYDPWA]					
P	Sunday	Monday	Tuesday	Wednesday	Thursday
Period 1	MYP French 6zFrench MYP37 Mr Helles E217	MYP Humanities 6yHumanities24 Ms DWYER E217	MYP Science 6yScience MYP22 Ms KOLAROV E110	MYP Arabic B 6yArabic B15 Ms FAROUK E221	MYP Math 6yMath MYP23 Ms Dixon E215
Period 2a					MYP Design 6zDesign MYP28 Mr KUZNETSOV E025
Period 2b	Advisory 6zAdvisory1 Ms DWYER E217	Advisory 6zAdvisory1 Ms DWYER E217	Advisory 6zAdvisory1 Ms DWYER E217	Advisory 6zAdvisory1 Ms DWYER E217	
Period 3	MYP Science 6yScience MYP22 Ms KOLAROV E110	MYP Arabic B 6yArabic B15 Ms FAROUK E221	MYP Math 6yMath MYP23 Ms Dixon E215	MYP English 6yEnglish MYP26 Ms MAHONEY E207	MYP French 6zFrench MYP37 Mr Helles E217
Period 4	MYP Math 6yMath MYP23 Ms Dixon E215	MYP Design 6zDesign MYP28 Mr KUZNETSOV E025	MYP Physical Ed 6EPE MYP1 Mr BOGGLER GYM	MYP Humanities 6yHumanities24 Ms DWYER E217	MYP Physical Ed 6EPE MYP1 Mr BOGGLER GYM
Lunch					
Period 5	MYP English 6yEnglish MYP26 Ms MAHONEY E207	MYP French 6zFrench MYP37 Mr Helles E217	MYP Arabic B 6yArabic B15 Ms FAROUK E221	MYP Science 6yScience MYP22 Ms KOLAROV E110	

Please see the timings below:

Sunday - Wednesday	Thursday
Period 1: 8:00 – 9:15	Period 1: 8:00 – 9:05
Period 2a: 9:15 – 9:45 (RECESS)	Period 2a: 9:10 – 10:15
Period 2b: 9:45 – 10:15 (ADVISORY)	Period 2b: 10:15 – 11:00 (RECESS)
Period 3: 10:15 – 11:30	Period 3: 11:00 – 12:05
Period 4: 11:35 – 12:50	Period 4: 12:10 – 1:15
Lunch: 12:50 – 1:45	
Period 5: 1:45 – 3:00	

- Opportunities in Band and Orchestra are available to students who play a musical instrument. These classes are held after school and are a requirement after school for any student taking advanced music in the MYP.
- Instrumental lessons can be signed up for with GEMS Music Academy.

Where are the classes in the Secondary (MYP) - All Grade 6 classrooms will be in the Secondary Building. Some classes will be in common areas you have been in before when you were in the PYP:

- the gym for PE (Physical and Health Education)
- the first floor hallway for Music and Drama
- behind the library for Visual Arts classes
- the ground floor for Design classes

- All Grade 6 students will be placed in **HOUSE ADVISORY** groups.
 - You will be in the same advisory for the school year and take part in many house events.
 - The advisory will happen every second period (Period 2b) from Sunday to Wednesday every week.
 - These classes will allow you to spend time getting to know your peers, planning your academic journey in the MYP, and developing social and emotional skills you need in school and beyond.
 - Your advisory teacher (Student Advisor) will be the first person you will connect with as you begin your Secondary adventure.

Developing Approaches to Learning Skills in the MYP:

We believe MYP students are successful because of many different factors:

- Attendance
- Arriving to school on time
- Proper in-class behaviour
- class participation
- Proper homework completion
- Organization and time management
- A willingness to learn



The Approaches to Learning Skills are taught within each grade level and subject area and support the development of:

- Communication
- Organization
- Thinking
- Reflection
- Collaboration

Through these skills we develop lifelong learners who develop the confidence to work independently and critically in our every changing fast-paced world.

We value each of these and our MYP student report card includes an ATL grade. The grade is based on the progression of the specific ATL skills and is designed to give you valuable information on your student performance.

Organization and Time Management

We want to be able to support the grade 6 students as best we can and here are some points to consider when looking at Managebac (MB). Students need to:

- *Review all homework and upcoming assessments by checking the MB Assessment Calendar daily*
- *Ensure that all assigned tasks are completed at the appropriate deadline.*
- *Prepare in advance for summative tests and long term projects.*
- *Plan your time in small chunks to ensure you have time to complete/study for the assessment.*

Lockers

Each student is given a locker on the first day of school – the locker has a computer code that is built in where students can select their own number code to lock and unlock the locker.



Clipart Of · 1207772


Don't worry – using a locker takes time getting used to, and our counselors and teachers will support yo in getting used to the process of storing and organizing your materials for learning.

Homework

For daily homework and preparing for upcoming assessments/tasks, it is important you review what you have learned each day and think about what you have to do at home to prepare for the next school day.

Consider the following:

- What time of day is best to complete homework
- Where is the best place to study?
- Know and understand whether you need support. (Please remember to ask for help – from parents, teachers, peers at the peer tutoring center, etc.)
- If you do not have homework for the evening it is always a good idea to prepare study notes of key ideas from the classes of the day.



Writing Center (PEER Tutoring Center)

Students who find some of the content difficult in their classrooms may wish to work with the Writing Center (PEER Tutoring Center). The teachers and students who are working in the Writing Center are there to support students who need extra support and act as peer tutors for students.

Students may also want to ensure they support their own learning experiences by taking responsibility for the expectations during class time, by participating in class discussions and ask questions.



<http://web.dsbm.edu.on.ca/~Scott.Miller/FOV1-00124BE2/?OpenItemURL=S030BEC85>

Lunch, the Cafeteria, and Break times...

There are two breaks during the school day and these take place in the cafeteria. One break is a short break, used by the students as a snack break or just to relax. The second break is used for a lunch meal. This is the break where students take the opportunity to go outside.

There are many different healthy food options available to students: hot meals, soups, salad, sandwiches, fruit, drinks, milk and water.

Uniform Requirements

BOYS	GIRLS
GWA Shirt, tucked in	GWA Shirt
Navy Blue Trousers	Navy Blue Trousers (No skinny pants, stretchy pants, etc.)
Tie (Tied at all times) with top button of shirt fastened	Scarf (Tied at all times)
GWA Sweater (Optional)	GWA Sweater (Optional)
Black Belt	Black or No Socks
Black Socks	Black Shoes (No other colors showing)

THE FIRST DAY OF SCHOOL - Gems World Academy

WHEN:

You will have the opportunity to come in for an orientation to Grade 6 at GWA on:

Thursday September 7th, 2017

The first official day of school for 6th graders will be on

Sunday September 10, 2017

School Supply Lists



<http://www.hisd.com/his/pages/5th-grade-supply-list1>

Here is a suggested list of materials for you to consider as you prepare for your first day of Grade 6:

- A backpack
- A pencil case containing:
 - ✓ Pencils (and pencil sharpener)
 - ✓ Pens
 - ✓ coloring pencils or fine-tip markers
 - ✓ small ruler
 - ✓ small pair of scissors
- One binder with loose leaf pages and dividers
- Plastic folder (for loose papers and information brought from school to home.)

Do not forget to bring your personal ipad for the first day of school on September 10th, 2017.

- Note: you will be given notebooks in each of your classes.
- Specific information regarding any additional supplies will be given to you when you meet your teachers for the first time, in each of your subjects.

Counselor Corner



Your Middle School Counsellors are Ms. Elena Aldridge and Ms. Katrina Spartalis. They will be available to help you as you begin your MYP journey in the secondary school.

When you get to school you may be thinking of a lot of things. We want to support you and welcome you. Here are the answers to some questions you may be thinking?

The building is so big – and I don't know how to read my schedule – I hope I don't get lost!

- ✓ Do not worry about getting lost. Put everything in perspective. If you find yourself going in the wrong direction, always go back to a place you know well.

I hope I do not get too much homework!

- ✓ You will get homework! But not so much that you cannot do the things you really want to do – remember balance is the key to a healthy year.
- ✓ If you keep up with assignments and tasks as they come you will find yourself to be much more successful and prepared.

Do you think the older students will be mean to us?

- ✓ We are all a family. If you should be a part of any situation you are not comfortable with, please let your counselors know and they will be able to address the situation immediately.

Making the Most of the MYP/Secondary School

Here are some things that you can look forward to as you enter the Secondary School at GWA in the fall:

- Participation in Clubs, ASA's, and recreation activities
- Drama Production/School Plays
- Sports Teams
- Academic Teams
- MUN
- Eco-Schools
- Week Without Walls school trips

Sixth grade is an exciting year for you, and you are not alone - you will be with the future 6th graders, not only our school, but from other elementary schools around the world as well. This will be the first time you meet many of them, and they will be just as excited or nervous as you.

Remember to keep these helpful hints in mind:

✓ MEET NEW PEOPLE

Get involved in your school life.

✓ AVOID TROUBLE

Stay away from peer pressure and don't get involved in bullying behavior.

✓ GET ORGANIZED

Schedule a time for homework and other activities.

✓ TRY NEW THINGS

Join a club or activity that interests you!

Congratulations, you're heading to the Middle School! We look forward to you joining our team in the Secondary!

