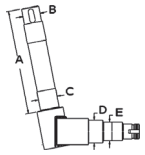


Front Axle/Steering Parts

A-SBA330300380 Spindle (RH) 3.02 Lbs.
A-SBA330300390 Spindle (LH) 3.01 Lbs.

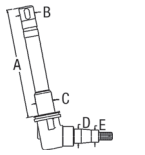


Dim/Info:

A - 5.40"
 B - .904"
 C - .983"
 D - 1.180"
 E - .984"

For Models: 1200 1/79> 2WD, (1110, 1210 ALL 1983-8/86 2WD)

A-SBA330310770 Spindle (RH) 6.46 Lbs.
A-SBA330310760 Spindle (LH) 6.48 Lbs.

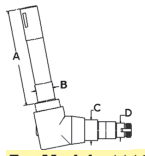


Dim/Info:

A - 8.875"
 B - 1.180"
 C - 1.376"
 D - 1.181"
 E - .938"

For Models: (1300, 1500 ALL 1/79> 2WD), (1310, 1510 ALL 1/83> 2WD)

A-SBA330301700 Spindle (RH) 3.7 Lbs.
A-SBA330301650 Spindle (LH) 3.74 Lbs.

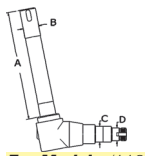


Dim/Info:

A - 5.400"
 B - .983"
 C - 1.180"
 D - .787"

For Models: 1110 SN UB02393> 9/86> 2WD, 1210 SN UC09506> 9/86> 2WD

A-SBA330302541 Spindle (RH) 4.06 Lbs.
A-SBA330302531 Spindle (LH) 4 Lbs.

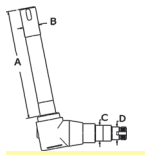


Dim/Info:

A - 6.940"
 B - .983"
 C - .984"
 D - .787"

For Models: (1120, 1220 ALL W/ FIXED & ADJUSTABLE AXLE 1/87> 2WD), 1215 W/ FIXED AXLE 1/87> 2WD, TC18 W/ FIXED AXLE 7/98> 2WD

A-SBA330302450 Spindle (RH) 4.8 Lbs.
A-SBA330302420 Spindle (LH) 4.78 Lbs.



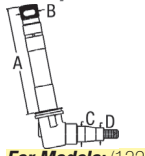
Dim/Info:

A - 7.060"
 B - 1.180"
 C - .984"
 D - .787"

For Models: (1120, 1220 ALL W/ FIXED AXLE 11/89> 2WD)

A-SBA330301950 Spindle (RH) 6.86 Lbs.
Replaces: SBA330301940

A-SBA330301920 Spindle (LH) 6.88 Lbs.
Replaces: SBA330301910

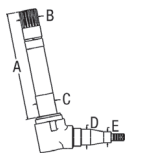


Dim/Info:

A - 8.062"
 B - 45 Tooth Spline
 C - 1.180"
 D - .983"

For Models: (1320, 1520, 1620 ALL 1/87> 2WD), 1715 1/93> 2WD, (1530, 1630, 1725 ALL 10/96> 2WD), (TC25, TC29, TC33 ALL 9/98> 2WD), TC30 2WD

A-SBA330302010 Spindle (RH) 11.4 Lbs.
A-SBA330301980 Spindle (LH) 11.36 Lbs.

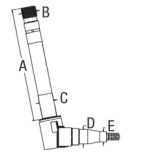


Dim/Info:

A - 9.50"
 B - 22 Tooth Spline
 C - 1.574"
 D - 1.37"
 E - .983"

For Models: (1720, 1920 ALL 1/87> 2WD)

A-SBA330310790 Spindle (RH) 11.64 Lbs.
A-SBA330310780 Spindle (LH) 11.68 Lbs.

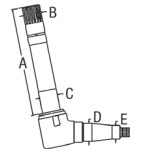


Dim/Info:

A - 10.812"
 B - 45 Splines
 C - 1.375"
 D - 1.377"
 E - .983"

For Models: 2110 NH-NE W/ 60" AXLE 2WD, 1910 W/ 60" AXLE 2WD, (1700, 1900 ALL 1/79> 2WD), 1710 1/83> 2WD

A-SBA330310850 Spindle (RH) 13.14 Lbs.
A-SBA330310840 Spindle (LH) 13.12 Lbs.



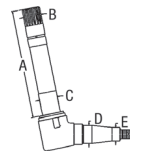
Dim/Info:

A - 11.250"
 B - 22 Tooth Spline
 C - 1.574"
 D - 1.574"
 E - 1.180"

A-SBA398510290 Bushing, Spindle 0.18 Lbs.

For Models: 2110 NH-NA 2WD W/ 72" AXLE 1/1983>

A-SBA330302070 Spindle (RH) 12.22 Lbs.
A-SBA330302040 Spindle (LH) 12.14 Lbs.



Dim/Info:

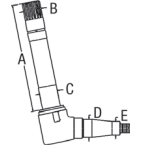
A - 9.50"
 B - 22 Tooth Spline
 C - 1.574"
 D - 1.574"
 E - 1.180"

A-SBA398510290 Bushing, Spindle 0.18 Lbs.

For Models: (3415, TC35, TC40, TC45 ALL 2WD)

A-SBA330302580 Spindle (RH) 12.22 Lbs.
Replaces: SBA330302070

A-SBA330302570 Spindle (LH) 12.14 Lbs.
Replaces: SBA330302040



Dim/Info:

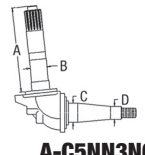
A - 9.50"
 B - 22 Tooth Spline
 C - 1.574"
 D - 1.574"
 E - 1.180"

A-SBA398510290 Bushing, Spindle 0.18 Lbs.

For Models: (3415, TC35, TC40, TC45 ALL 2WD)

A-E1ADKN3105 Spindle (RH) 12 Lbs.
Replaces: E1ADKN3107, 81821185, DKN3107

A-E1ADKN3106 Spindle (LH) 11.7 Lbs.



Dim/Info:

A - 7.750"
 B - 1.500"
 C - 1.750"
 D - 1.180"

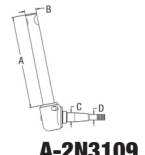
A-C5NN3N654B Bushing, Steering Rocker Shaft 0.21 Lbs.

A-T163 Thrust Bearing 0.82 Lbs.

For Models: FMD, MAJOR, POWER MAJOR, SUPER MAJOR

A-2N3105 Spindle (RH) 10.15 Lbs.
 Spindles are heat treated.

A-2N3106 Spindle (LH) 8.6 Lbs.



Dim/Info:

A - 11.000"
 B - 1.250"
 C - 1.187"
 D - .750"

A-2N3109 Upper & Lower Bushing 0.12 Lbs.

A-CONN3123B Thrust Bearing 0.3 Lbs.

A-WBKFD1 Wheel Bearing Kit 1.21 Lbs.

For Models: (2N, 9N ALL 1939-47)

AGCO
 ALLIS
 CHALMERS
 DEUTZ
 MASSEY
 FERGUSON
 WHITE/
 OLIVER

CNH

CASE-IH

FORD / NEW
 HOLLAND

FIAT

BELARUS

BOBCAT

JCB

JOHN
 DEERE

KUBOTA

LANDINI

LEYLAND

LONG

McCORMICK

OTHER

RENAULT

SAME

VALTRA

VERSATILE

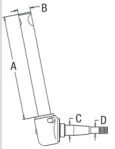
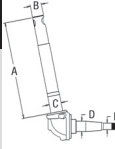
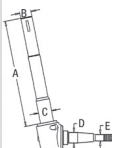
YANMAR

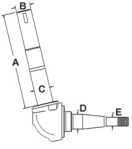
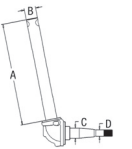
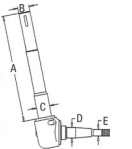
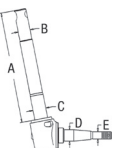
ZETOR

SCHWARTZ
 SPEECO

*** Truck icon indicates the item is shipped via truck freight. ***

Front Axle/Steering Parts

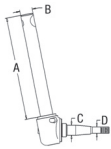
	A-8N3105B	Spindle (RH) Spindles are heat treated. <i>Replaces:</i> F3NN3105AA	10 Lbs.
AGCO	A-8N3106B	Spindle (LH) <i>Replaces:</i> F3NN3106AA	9.85 Lbs.
ALLIS CHALMERS		<i>Dim/Info:</i> A - 10.750" B - 1.250" C - 1.187" D - .750"	
DEUTZ	A-C5NN3125A	Dust Seal, Steering Arm	0.01 Lbs.
MASSEY FERGUSON	A-2N3109	Upper & Lower Bushing	0.12 Lbs.
WHITE/ OLIVER	A-C0NN3123B	Thrust Bearing	0.3 Lbs.
	A-WBKFD1	Wheel Bearing Kit	1.21 Lbs.
	A-86511582	Hub, Front Wheel	11.98 Lbs.
	<i>For Models:</i> 8N 1948-52, NAA(JUBILEE) 1953-54		
	A-957E3105	Spindle (RH) Spindles are heat treated. <i>Replaces:</i> 957E3105, NCA3105B	13.69 Lbs.
CNH	A-957E3106	Spindle (LH) <i>Replaces:</i> 957E3106, NCA3106B	13.05 Lbs.
CASE-IH		<i>Dim/Info:</i> A - 10.687" B - 1.250" C - 1.340" D - 1.250" E - .750"	
FORD / NEW HOLLAND	A-2N3109	Bushing, Upper Spindle	0.12 Lbs.
FIAT	A-NCA3110A	Bushing, Spindle	0.12 Lbs.
	A-C0NN3123B	Bearing, Thrust Spindle	0.3 Lbs.
	A-WBKFD2	Wheel Bearing Kit	1.01 Lbs.
BELARUS	A-WBKFD3	Wheel Bearing Kit	0.75 Lbs.
BOBCAT	A-C9NN1104F	Hub, Front Wheel w/ Stud Bolts	14.5 Lbs.
JCB	<i>For Models:</i>		
JOHN DEERE	A-C5NN3105U	Spindle (RH) Spindles are heat treated. <i>Replaces:</i> F2NN3105AA	9.25 Lbs.
KUBOTA	A-C5NN3106R	Spindle (LH)	9.25 Lbs.
LANDINI		<i>Dim/Info:</i> A - 11.687" B - 1.250" C - 1.340" D - 1.250" E - .750"	
LEYLAND	A-2N3109	Bushing, Upper	0.12 Lbs.
LONG	A-NCA3110A	Bushing, Spindle	0.12 Lbs.
McCORMICK	A-C0NN3123B	Bearing, Thrust Spindle	0.3 Lbs.
OTHER	A-WBKFD4	Wheel Bearing Kit	0.73 Lbs.
RENAULT	A-C9NN1104F	Hub, Front Wheel w/ Stud Bolts	14.5 Lbs.
SAME	<i>For Models:</i> (2600, 2610, 3600, 3610, 3900 ALL 76-81 WITHOUT CAB), 2000 65-75 EXCEPT VINEYARD, 2100, 2310, 3000 65-75 EXCEPT VINEYARD, 3100, 3120, 3310, 4010S 65-75, (4100, 4600SU ALL 1975-1981 W/O Cab)		
VALTRA			
VERSATILE			
YANMAR			
ZETOR			
SCHWARTZ SPEECO			

	A-F2NN3105CA	Spindle (RH)	12.42 Lbs.
	A-F2NN3106CA	Spindle (LH)	12.46 Lbs.
		<i>Dim/Info:</i> A - 7.687" B - 1.246" C - 1.339" D - 1.250" E - .750"	
	A-2N3109	Bushing, Upper Spindle	0.12 Lbs.
	A-NCA3110A	Bushing, Spindle	0.12 Lbs.
	A-C0NN3123B	Bearing, Thrust Spindle	0.3 Lbs.
	A-WBKFD4	Wheel Bearing Kit	0.73 Lbs.
	A-C9NN1104F	Hub, Front Wheel w/ Stud Bolts	14.5 Lbs.
	<i>For Models:</i> (2000, 231, 4000, 531 ALL ORCHARD)		
	A-D4NN3105B	Spindle (RH)	11.25 Lbs.
	A-D4NN3106B	Spindle (LH)	9.75 Lbs.
		<i>Dim/Info:</i> A - 12.000" B - 1.340" C - 1.250" D - .750"	
	A-NCA3110A	Bushing, Spindle	0.12 Lbs.
	A-C0NN3123B	Bearing, Thrust Spindle	0.3 Lbs.
	A-WBKFD4	Wheel Bearing Kit	0.73 Lbs.
	A-C9NN1104F	Hub, Front Wheel w/ Stud Bolts	14.5 Lbs.
	<i>For Models:</i> (2600, 3600, 3900, 4100 ALL 76-81 W/ CAB)		
	A-E0NN3105AA	Spindle (RH)	9.65 Lbs.
	A-E0NN3106AA	Spindle (LH)	14.07 Lbs.
	Spindles are heat treated. Single Keyway.		
		<i>Dim/Info:</i> A - 11.750" B - 1.246" C - 1.464" D - 1.375" E - .750"	
	A-2N3109	Bushing, Upper Spindle	0.12 Lbs.
	A-C5NN3110B	Bushing, Lower Spindle	0.14 Lbs.
	A-C5NN3A299A	Thrust Bearing	0.27 Lbs.
	A-WBKFD5	Wheel Bearing Kit	0.97 Lbs.
	A-C9NN1104E	Hub, Front Wheel w/ Stud Bolts	14.36 Lbs.
	<i>For Models:</i> (2310, 2610, 2910, 3610, 3910, 4110, 4610SU ALL Single Keyway)		
	A-C5NN3105V	Spindle (RH)	14.14 Lbs.
	A-C5NN3106S	Spindle (LH)	14.06 Lbs.
		<i>Dim/Info:</i> A - 11.687" B - 1.246" C - 1.340" D - 1.250" E - .750"	
	A-2N3109	Bushing, Upper Spindle	0.12 Lbs.
	A-NCA3110A	Bushing, Spindle	0.12 Lbs.
	A-C0NN3123B	Bearing, Thrust Spindle	0.3 Lbs.
	A-WBKFD4	Wheel Bearing Kit	0.73 Lbs.
	A-C9NN1104F	Hub, Front Wheel w/ Stud Bolts	14.5 Lbs.
	<i>For Models:</i> (2300, 2600, 3300, 3600, 3910, 4110, 4610 ALL VINEYARD MODEL ONLY)		

*** Truck icon indicates the item is shipped via truck freight. ***

Front Axle/Steering Parts

A-E9NN3105AA Spindle (RH) 12.8 Lbs.
Replaces: 82859849
A-E9NN3106AA Spindle (LH) 12.66 Lbs.
Replaces: 82859846

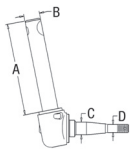


Dim/Info:
 A - 12.312"
 B - 1.464"
 C - 1.375"
 D - .750"

A-C5NN3110B Bushing, Upper/ Lower 0.14 Lbs.
A-C5NN3A299A Bearing, Thrust Spindle 0.27 Lbs.
A-WBKFD5 Wheel Bearing Kit 0.97 Lbs.
A-C9NN1104E Hub, Front Wheel W/Stud Bolts 14.36 Lbs.

For Models: (3230, 3430, 3930, 4130, 4630, 4830, 5030 ALL HIGH CLEARANCE)

A-E9NN3105BA Spindle (RH) 13.98 Lbs.
A-E9NN3106BA Spindle (LH) 13.82 Lbs.

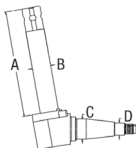


Dim/Info:
 A - 8.625"
 B - 1.464"
 C - 1.375"
 D - .750"

A-C5NN3110B Bushing 0.14 Lbs.
A-C5NN3A299A Bearing, Thrust Spindle 0.27 Lbs.
A-WBKFD5 Wheel Bearing Kit 0.97 Lbs.
A-C9NN1104E Hub, Front Wheel w/ Stud Bolts 14.36 Lbs.

For Models: (3230, 3430, 3930, 4130, 4630, 4830, 5030 ALL LOW CLEARANCE), 4610 NARROW/NARROW ORCHARD MODELS ONLY - LOW CLEARANCE, 4600 ORCHARD MODEL ONLY - LOW CLEARANCE

A-5166099 Spindle, High-Profile (RH) 15.2 Lbs.
A-5166101 Spindle, High-Profile (LH) 15.4 Lbs.

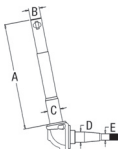


Dim/Info:
 A - 11.375"
 B - 1.495"
 C - 1.624"
 D - .999"

A-WBKFI01 Wheel Bearing Kit 1.5 Lbs.
A-5166086 Hub, Front Wheel 15.72 Lbs.

For Models: 3430, 3930, 4130, 4630, 4830, 5030, TN55, TN55D, TN65, TN65D, TN70, TN70D, TN75, TN75D

A-C5NN3105T Spindle (RH) 11.45 Lbs.
A-C5NN3106N Spindle (LH) 9.6 Lbs.

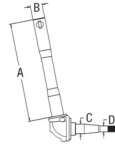


Dim/Info:
 A - 12.125"
 B - 1.244"
 C - 1.465"
 D - 1.375"
 E - .750"

A-2N3109 Bushing, Upper Spindle 0.12 Lbs.
A-C5NN3110B Bushing, Lower Spindle 0.14 Lbs.
A-C5NN3A299A Thrust Bearing 0.27 Lbs.
A-WBKFD5 Wheel Bearing Kit 0.97 Lbs.
A-C9NN1104E Hub, Front Wheel w/ Stud Bolts 14.36 Lbs.

For Models: (4000, 4100 ALL W/ ALL PURPOSE FRONT AXLE 1965>)

A-D4NN3105A Spindle (RH) 10.4 Lbs.
A-D4NN3106A Spindle (LH) 12 Lbs.

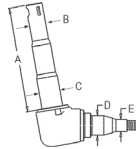


Dim/Info:
 A - 12.250"
 B - 1.464"
 C - 1.375"
 D - .750"

A-C5NN3110B Bushing 0.14 Lbs.
A-C5NN3A299A Thrust Bearing 0.27 Lbs.
A-WBKFD5 Wheel Bearing Kit 0.97 Lbs.
A-C9NN1104E Hub, Front Wheel w/ Stud Bolts 14.36 Lbs.

For Models: 4600 1/1975>, 4610 1/1981 - 2/1990

A-C5NN3105F Spindle (RH) 20.66 Lbs.
A-C5NN3106E Spindle (LH) 20.66 Lbs.

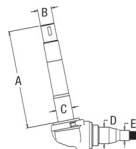


Dim/Info:
 A - 9.812"
 B - 1.50"
 C - 1.937"
 D - 1.794"
 E - 1.124"

A-CONN3110A Bushing, Lower 0.22 Lbs.
A-CONN3A299A Bearing, Thrust Spindle 0.42 Lbs.
A-WBKFD7 Wheel Bearing Kit 2.19 Lbs.
A-313020 Hub, Front Wheel (6 Bolt) 12.56 Lbs.
A-249127 Hub Cap 0.2 Lbs.

For Models: 4000 1965> W/ Power Steering, (3000, 335, 3400 ALL W/ Manual Or Power Steering), (4410, 532 ALL W/ Power Steering)

A-C5NN3105M Spindle (RH) 20 Lbs.
A-C5NN3106J Spindle (LH) 20 Lbs.

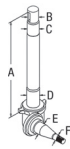


Dim/Info:
 A - 10.625"
 B - 1.498"
 C - 1.748"
 D - 1.625"
 E - .843"

A-CONN3A208A Dust Seal, Steering Arm 0.02 Lbs.
A-C5NN3109A Bushing, Upper 0.58 Lbs.
A-C5NN3110A Bushing, Lower 0.4 Lbs.
A-CONN3A299A Thrust Bearing 0.42 Lbs.
A-WBKFD6 Wheel Bearing Kit 1.28 Lbs.
A-C9NN1104D Hub, Front Wheel w/ Stud Bolts 13.42 Lbs.

For Models: (5000, 7000 ALL 65-75 NOT FOR USE W/10.00X16 TIRES), (7600, 7610, 7700 ALL 76), (5600, 6600 ALL 76-81), (5610, 6610 ALL 81)

A-D2NN3105B Spindle (RH) 21.44 Lbs.
A-D2NN3106B Spindle (LH) 21.44 Lbs.



Dim/Info:
 A - 15.937"
 B - 1.498"
 C - 1.638"
 D - 1.748"
 E - 1.624"
 F - .842"

A-CONN3A208A Dust Seal, Steering Arm 0.02 Lbs.
A-C5NN3109A Upper Bushing 0.58 Lbs.
A-C5NN3110A Bushing, Lower 0.4 Lbs.
A-CONN3A299A Bearing, Thrust Spindle 0.42 Lbs.
A-WBKFD6 Wheel Bearing Kit 1.28 Lbs.
A-C9NN1104D Hub, Front Wheel w/ Stud Bolts 13.42 Lbs.

For Models: 5200 USED W/ 7.50 X 18 X 16 FRONT TIRES, 6600C USED W/ 10.00 X 16 FRONT TIRES, 7200 USED W/ 7.50 X 18 X 16 FRONT TIRES, 7600C USED W/ 10.00 X 16 FRONT TIRES

AGCO
 ALLIS
 CHALMERS
 DEUTZ
 MASSEY
 FERGUSON
 WHITE/
 OLIVER

CNH

CASE-IH

FORD / NEW
 HOLLAND

FIAT

BELARUS

BOBCAT

JCB

JOHN
 DEERE

KUBOTA

LANDINI

LEYLAND

LONG

McCORMICK

OTHER

RENAULT

SAME

VALTRA

VERSATILE

YANMAR

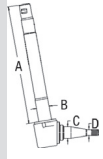
ZETOR

SCHWARTZ
 SPEECO

*** Truck icon indicates the item is shipped via truck freight.***

Front Axle/Steering Parts

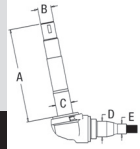
A-C5NN3105N Spindle, High Clearance (RH) 22.75 Lbs.
A-C5NN3106K Spindle, High Clearance (LH) 25 Lbs.



Dim/Info:
 A - 16.00"
 B - 1.750"
 C - 1.625"
 D - .843"

For Models: 5200, 7200, (5100, 5340, 7100 ALL Power Steering High Clearance 01/01/1968->), (5600, 6600, 6600C, 7600, 7600C ALL Power Steering High Clearance 01/01/1975-10/31/1977), 7000 10/71/1971-12/31/1974

A-D2NN3105C Spindle (RH) 18.1 Lbs.
A-D2NN3106C Spindle (LH) 17.75 Lbs.
 Spindles are heat treated.

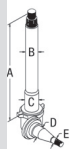


Dim/Info:
 A - 10.687"
 B - 1.498"
 C - 1.748"
 D - 1.797"
 E - 1.125"

A-C5NN3110A Bushing, Lower 0.4 Lbs.
A-C5NN3109A Bushing, Upper 0.58 Lbs.
A-C3NN3A299A Bearing, Thrust Spindle 0.42 Lbs.
A-WBKFD7 Wheel Bearing Kit 2.19 Lbs.

A-313020 Hub, Front Wheel (6 Bolt) 12.56 Lbs.
For Models: (5000, 5100, 5600, 6600, 7000, 7100, 7600 ALL 63-75 FOR USE W/ 10.00X16 TIRES.)

A-D5NN3105F Spindle (RH) 22.5 Lbs.
A-D5NN3106F Spindle (LH) 22.5 Lbs.
 Spindles are heat treated.

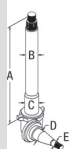


Dim/Info:
 A - 12.875"
 B - 1.722"
 C - 1.934"
 D - 1.625"
 E - .842"

A-C3NN3A299A Thrust Bearing 0.42 Lbs.
A-D5NN3109B Bushing, Upper 0.44 Lbs.
A-C3NN3110A Bushing, Lower 0.22 Lbs.
A-WBKFD6 Wheel Bearing Kit 1.28 Lbs.
A-C9NN1104D Hub, Front Wheel w/ Stud Bolts 13.42 Lbs.

For Models: (5700, 6700, 6710, 7700, 7710 ALL LOW CLEARANCE)

A-D5NN3105E Spindle (RH) 25.5 Lbs.
A-D5NN3106E Spindle (LH) 30.38 Lbs.
 Spindles are heat treated.

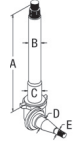


Dim/Info:
 A - 16.875"
 B - 1.722"
 C - 1.934"
 D - 1.794"
 E - 1.125"

A-C3NN3A299A Bearing, Thrust Spindle 0.42 Lbs.
A-D5NN3109B Bushing, Upper 0.44 Lbs.
A-C3NN3110A Bushing, Lower 0.22 Lbs.
A-WBKFD7 Wheel Bearing Kit 2.19 Lbs.
A-313020 Hub, Front Wheel (6 Bolt) 12.56 Lbs.

For Models: 5700, 6700, 7700

A-D5NN3105D Spindle (RH) 25.5 Lbs.
A-D5NN3106D Spindle (LH) 25 Lbs.
 Spindles are heat treated.

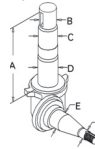


Dim/Info:
 A - 16.775"
 B - 1.722"
 C - 1.934"
 D - 1.625"
 E - .842"

A-C3NN3A299A Thrust Bearing 0.42 Lbs.
A-D5NN3109B Bushing, Upper 0.44 Lbs.
A-C3NN3110A Bushing, Lower 0.22 Lbs.
A-WBKFD6 Wheel Bearing Kit 1.28 Lbs.
A-C9NN1104D Hub, Front Wheel w/ Stud Bolts 13.42 Lbs.

For Models: (5700, 6700, 6710, 7700, 7710 ALL HIGH CLEARANCE)

A-C7NN3105D Spindle (RH) 19.16 Lbs.
A-C7NN3106B Spindle (LH) 12.98 Lbs.
 Spindles are heat treated.

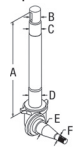


Dim/Info:
 A - 8.000"
 B - 1.498"
 C - 1.638"
 D - 1.748"
 E - 1.625"
 F - .842"

A-C3NN3A299A Thrust Bearing 0.42 Lbs.
A-C5NN3109A Bushing, Upper 0.58 Lbs.
A-C5NN3110A Bushing, Lower 0.4 Lbs.
A-WBKFD6 Wheel Bearing Kit 1.28 Lbs.
A-C9NN1104D Hub, Front Wheel w/ Stud Bolts 13.42 Lbs.

For Models: (5100, 6610 ALL SHORT SPINDLES)

A-D6NN3105A Spindle (RH) 24 Lbs.
A-D6NN3106A Spindle (LH) 28 Lbs.
 Spindles are heat treated.

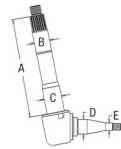


Dim/Info:
 A - 16.000"
 B - 1.498"
 C - 1.638"
 D - 1.748"
 E - 1.625"
 F - .842"

A-C3NN3A299A Bearing, Thrust Spindle 0.42 Lbs.
A-C5NN3109A Bushing, Upper 0.58 Lbs.
A-C5NN3110A Lower Bushing 0.4 Lbs.
A-WBKFD6 Wheel Bearing Kit 1.28 Lbs.
A-C9NN1104D Hub, Front Wheel w/ Stud Bolts 13.42 Lbs.

For Models: 5110 Power Steering High Clearance, 5600 Power Steering High Clearance 11/01/1977->, (5610, 5900, 6410 ALL Power Steering High Clearance), (6600, 6600C ALL Power Steering High Clearance 11/01/1977->), (6610, 6810 ALL Power Steering High Clearance), (7600, 7600C ALL Power Steering High Clearance 11/01/1977->), 7610 Power Steering High Clearance

A-E9NN3105EB Spindle (RH/LH) 20.82 Lbs.



Dim/Info:
 A - 12.000"
 B - 1.722"
 C - 1.934"
 D - 1.625"
 E - .843"

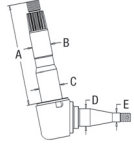
A-C3NN3A299A Thrust Bearing 0.42 Lbs.
A-D5NN3109B Bushing, Upper 0.44 Lbs.
A-C3NN3110A Bushing, Lower 0.22 Lbs.
A-WBKFD6 Wheel Bearing Kit 1.28 Lbs.
A-C9NN1104D Hub, Front Wheel w/ Stud Bolts 13.42 Lbs.

For Models: 5640, 6640, 7740, 7840

*** Truck icon indicates the item is shipped via truck freight.***

Front Axle/Steering Parts

A-E9NN3105CB Spindle (RH/LH) 19.06 Lbs.



Dim/Info:

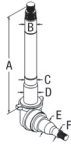
A - 9.500"
B - 1.722"
C - 1.934"
D - 1.625"
E - .843"

- A-C0NN3A299A** Thrust Bearing 0.42 Lbs.
- A-D5NN3109B** Bushing, Upper 0.44 Lbs.
- A-C0NN3110A** Bushing, Lower 0.22 Lbs.
- A-WBKFD6** Wheel Bearing Kit 1.28 Lbs.
- A-C9NN1104D** Hub, Front Wheel w/ Stud Bolts 13.42 Lbs.

For Models: (6640, 7740 ALL ORCHARDS)

A-C9NN3105C Spindle (RH) 29.62 Lbs.

A-C9NN3106B Spindle (LH) 26 Lbs.



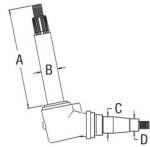
Dim/Info:

A - 16.775"
B - 1.638"
C - 1.722"
D - 1.934"
E - 1.794"
F - 1.125"

- A-C0NN3A299A** Bearing, Thrust Spindle 0.42 Lbs.
- A-C5NN3109A** Bushing, Upper 0.58 Lbs.
- A-C0NN3110A** Bushing, Lower 0.22 Lbs.
- A-WBKFD7** Wheel Bearing Kit 2.19 Lbs.
- A-313020** Hub, Front Wheel (6 Bolt) 12.56 Lbs.

For Models: 8000, 9000

A-D9NN3105AA Spindle (RH/LH) 35 Lbs.



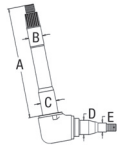
Dim/Info:

A - 14.750"
B - 1.999"
C - 2.000"
D - 1.500"
42 Splines

- A-C0NN3A299A** Thrust Bearing 0.42 Lbs.
- A-D8NN3110AB** Upper & Lower Bushing 0.7 Lbs.
- A-WBKFD8** Wheel Bearing Kit 3.04 Lbs.

For Models: TW10, TW20, TW30, TW35, 8000, 8530, 8630, 8700, 8730, 8830, 9700

A-E9NN3105DB Spindle (RH/LH) 24.82 Lbs.



Dim/Info:

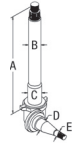
A - 13.875"
B - 1.722"
C - 1.934"
D - 1.794"
E - 1.124"

- A-C0NN3A299A** Bearing, Thrust Spindle 0.42 Lbs.
- A-D5NN3109B** Bushing, Upper 0.44 Lbs.
- A-C0NN3110A** Bushing, Lower 0.22 Lbs.
- A-WBKFD7** Wheel Bearing Kit 2.19 Lbs.
- A-313020** Hub, Front Wheel (6 Bolt) 12.56 Lbs.

For Models: 8240, 8340

A-D5NN3105C Spindle (RH) 26 Lbs.

A-D5NN3106C Spindle (LH) 26 Lbs.



Dim/Info:

A - 16.775"
B - 1.722"
C - 1.934"
D - 1.794"
E - 1.125"

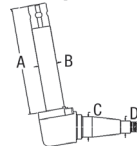
- A-C0NN3A299A** Bearing, Thrust Spindle 0.42 Lbs.
- A-D5NN3109B** Bushing, Upper 0.44 Lbs.
- A-C0NN3110A** Bushing, Lower 0.22 Lbs.
- A-WBKFD7** Wheel Bearing Kit 2.19 Lbs.
- A-313020** Hub, Front Wheel (6 Bolt) 12.56 Lbs.

For Models: TW10, TW15, TW20, TW25, TW35, TW5, 8700, 9700

A-5166109 Spindle, Low Profile (RH) 13.96 Lbs.

A-5166111 Spindle, Low Profile (LH) 14.08 Lbs.

Replaces: 5166110



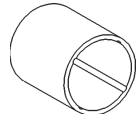
Dim/Info:

A - 8.625"
B - 1.495"
C - 1.624"
D - .999"

- A-WBKFI01** Wheel Bearing Kit 1.5 Lbs.
- A-5166086** Hub, Front Wheel 15.72 Lbs.

For Models: TN55, TN55D, TN65, TN65D, TN65F, TN70, TN70D, TN70F, TN75, TN75D, TN75F, TN80F, TN90F, TN95F, 3430, 3930, 4130, 4630, 4830, 5030

A-SBA398511760 Bushing, Spindle 0.1 Lbs.
Used w/ SBA330302420 & SBA330302450 Spindles.

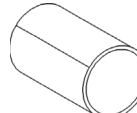


Dim/Info:

1.340" O.D.
1.183" I.D.
1.260" Long

For Models: 1120, 1220

A-SBA398510130 Bushing, Spindle 0.22 Lbs.
Used w/ SBA330300040, SBA330300030, SBA330310780 & SBA330310790 Spindles.

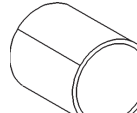


Dim/Info:

1.540" O.D.
1.380" I.D.
1.970" Long

For Models: 1600, 1700, 1710, 1900, 1910, 2110

A-SBA398510280 Bushing, Spindle 0.2 Lbs.
Used w/ SBA330310760, SBA330301920, SBA330301950, SBA330301910 & SBA330301940 Spindles.

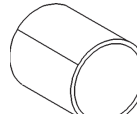


Dim/Info:

1.540" O.D.
1.380" I.D.
1.570" Long

For Models: (1300, 1310, 1500, 1510 ALL LOWER BUSHING), (TC25, TC29, TC30, 1320, 1520, 1530, 1620, 1630, 1715, 1725 ALL UPPER & LOWER BUSHING)

A-SBA398510290 Bushing, Spindle 0.18 Lbs.
Used w/ SBA330301980, SBA330302010, SBA330310840, SBA330310850, SBA330302040, SBA330302070, SBA330302570 & SBA330302580 Spindles.



Dim/Info:

1.733" O.D.
1.577" I.D.
1.570" Long

For Models: (TC35, TC40, TC45, 1720, 1920, 3415 ALL UPPER & LOWER SPINDLE BUSHING)

AGCO
ALLIS
CHALMERS
DEUTZ
MASSEY
FERGUSON
WHITE/
OLIVER

CNH

CASE-IH

FORD / NEW
HOLLAND

FIAT

BELARUS

BOBCAT

JCB

JOHN
DEERE

KUBOTA

LANDINI

LEYLAND

LONG

McCORMICK

OTHER

RENAULT

SAME

VALTRA

VERSATILE

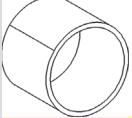

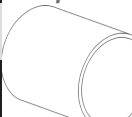


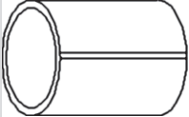

YANMAR



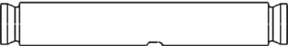

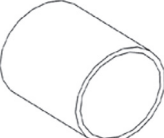
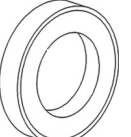
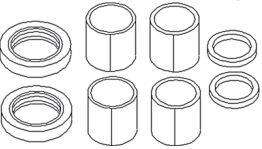
ZETOR

SCHWARTZ
SPEECO

*** Truck icon indicates the item is shipped via truck freight.***

Front Axle/Steering Parts

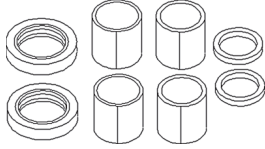
	A-SBA398510170 Bushing, Spindle Used W/ SBA330300390, SBA330300380, SBA330300390, SBA330301650, SBA330300380 & SBA330301700 Spindles.	0.01 Lbs.
AGCO	 Dim/Info: 1.104" O.D. .986" I.D. .780" Long	
ALLIS CHALMERS	For Models: (TC18, 1120, 1215, 1220 ALL PIVOT PIN BUSHING), (1110, 1200, 1210 ALL UPPER & LOWER SPINDLE BUSHING AND PIVOT PIN BUSHING)	
DEUTZ	A-SBA398510080 Bushing, Spindle Used W/ SBA330310760 & SBA330310770 Spindles.	0.1 Lbs.
MASSEY FERGUSON	 Dim/Info: 1.341" O.D. 1.183" I.D. .970" Long	
WHITE/ OLIVER	For Models: (1300, 1310, 1500, 1510 ALL LOWER SPINDLE BUSHING & PIVOT PIN BUSHING), (TC25, TC29, TC30, TC33, 1320, 1520, 1530, 1600, 1620, 1630, 1715, 1725 ALL PIVOT PIN BUSHING)	
CNH	A-2N3109 Bushing, Upper Spindle Replaces: 957E3109B	0.12 Lbs.
CASE-IH	 Dim/Info: 1.370" O.D. 1.250" I.D. 1.500" Long	
FORD / NEW HOLLAND	For Models: 2300, 2310, 2600 76-81 WITHOUT CAB, VINYARD, 2610 76-81 WITHOUT CAB, 2910, 2N 39-47, 3300, 3600 76-81 WITHOUT CAB, VINYARD, (3610, 3900 ALL 76-81 WITHOUT CAB), 3910, 4000 55-64 USA BUILT, 65-75 EXC VINYARD, 4100 76-81 Without Cab, 4110, 4410SU, (4610, 4610SU ALL 1981->), (600, 700, 800 ALL 55-64 USA BUILT), 8N 48-52, 900 55-64 USA BUILT, 9N, NAA(JUBILEE) 53-54	
FIAT	A-C5NN3110B Bushing, Upper/ Lower	0.14 Lbs.
BELARUS	 Dim/Info: 1.600" O.D. 1.500" I.D. 1.500" Long	
BOBCAT	For Models: 2310, 2610, 2910, 3610, 3910, 3930, 4000 65-75 EXC VINYARD, 4100, 4110, 4130AP, 4130N, 4410SU, 4600, 4610, 4610N, 4610SU 1981->, 4630	
JCB	A-NCA3110A Bushing, Spindle	0.12 Lbs.
JOHN DEERE	 Dim/Info: 1.474" O.D. 1.352" I.D. 1.490" Long	
KUBOTA	For Models: 2300, 3300, (231, 531 ALL ORCHARD), (600, 700, 800, 900 ALL 55-64 USA BUILT), 4000 55-64 USA BUILT, ORCHARD, (3900, 4100 ALL 76-81), (2610, 3610 ALL 76-81 WITHOUT CAB), (2600, 3600 ALL 76-81, VINYARD)	
LANDINI	A-83903309 Bushing, Spindle 2 WD, W/ HYDROSTATIC	0.43 Lbs.
LEYLAND	 Dim/Info: 2.135" O.D. 2.019" I.D. 1.88" Long	
LONG	For Models: 5640, 5700, 6640, 6700, 6710, 7700, 7710, 7740, 7840, 7910, 8210, 8240, 8340, 8530, 8630, 8730, 8830	
McCORMICK	A-86014002 Bushing, Spindle (MFWD) Replaces: 235628A1	0.3 Lbs.
OTHER	 Dim/Info: 2.135" O.D. 2.019" I.D. 1.88" Long	
RENAULT	For Models: 8530, 8630, 8670, 8730, 8770, 8830, 8870, 8970, TG210, TG215, TG230, TG245, TG255, TG275, TG285, TG305	
SAME		
VALTRA		
VERSATILE		
YANMAR		
ZETOR		
SCHWARTZ SPEECO		

	A-86503137 Bushing, Spindle	0.34 Lbs.
	 Dim/Info: 2.642" O.D. 2.505" I.D. 2.5" Long	
	For Models: (8670, 8670A, 8770, 8770A, 8870, 8870A, 8970, 8970A ALL 2WD)	
	A-957E1195 Washer, Front Spindle	0.02 Lbs.
	 Dim/Info: sold in multiples of 5	
	For Models: DEXTA, SUPER DEXTA, 2000, 2600, 2610, 3000, 3600, 3610, 3910, 4000, 4110, 4600, 4610	
	A-D8NN3115BA Spindle Pin	2 Lbs.
	 Dim/Info: 1.13" Diameter 7.68" Long	
	For Models: 1801, 340A, 340B, 3500, 3550, 4040, 4140, 4400, 445, 445A, 450, 4500, 515, 535, 540A, 540B, 545, 545A, 555, 555A, 555B, (5610, 6410, 6610, 6810, 7610 ALL W/ HEAVY DUTY AXLE)	
	A-TDBA3125A Seal, Spindle Pin	0.01 Lbs.
	 Dim/Info: sold in multiples of 4	
	For Models: 1801, 250C, 260C, 340, 340A, 340B, 345C, 345D, 3500, 3550, 4040, 4140, 420, 4400, 445, 445A, 445C, 450, 4500, 455, 5110, 515, 535, 540, 540A, 540B, 545, 545A, 545C, 545D, 550, 555, 555A, 555B, 5610, 6410, 655, 655A, 6610, 6610Q, 6810, 7010, 7610Q, 8010, TT55, TT75	
	A-TDBA3110A Bushing, Front Wheel	0.1 Lbs.
	 Dim/Info: 1.253" O.D. 1.1140 I.D. 1.490" Long	
	For Models: 250C, 260C, 340, 340A, 340B, 345C, 345D, 420, 445, 445A, 445C, 450, 515, 535, 540, 540A, 540B, 545, 545A, 545C, 545D, 550, 555, 555A, 555B, 5610, 6410, 655, 655A, 6610, 6610Q, 6810, 7010, 7610Q, 8010, TT55, TT75	
	A-C7NN3123A Bearing	0.33 Lbs.
	 Dim/Info: (2) 2N3109 (1 1/4" X 1 3/8" X 1 1/2") Bushing (2) C5NN3110B (1 1/2" X 1 5/8" X 1 1/2") Bushing (2) C5NN3A299A (1 1/2" ID X 2 1/4" OD) Thrust Brg (2) C5NN3125A (1 1/8" X 1 5/8" X 1/4") Dust Seal	
	For Models: 4000, 4100, (2310, 2610, 2810, 2910, 3610, 3910 ALL W/O CAB)	
	A-SBBSKIT04 Kit, Spindle Bushing, Bearing & Seal	1.19 Lbs.
	 Dim/Info: (2) 2N3109 (1 1/4" X 1 3/8" X 1 1/2") Bushing (2) C5NN3110B (1 1/2" X 1 5/8" X 1 1/2") Bushing (2) C5NN3A299A (1 1/2" ID X 2 1/4" OD) Thrust Brg (2) C5NN3125A (1 1/8" X 1 5/8" X 1/4") Dust Seal	
	For Models: 4000, 4100, (2310, 2610, 2810, 2910, 3610, 3910 ALL W/O CAB)	

*** Truck icon indicates the item is shipped via truck freight. ***

Front Axle/Steering Parts

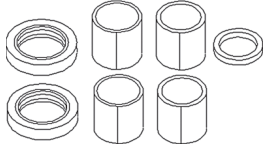
A-SBBSKIT05 Kit, Spindle Bushing, Bearing & Seal 2.83 Lbs.



Dim/Info:
 (2) C5NN3109A (1 5/8" X 2" X 1 7/8")
 Bushing
 (2) C5NN3110A (1 3/4" X 2" X 1 7/8")
 Bushing
 (2) CONN3A299A (2" ID X 2 7/8" OD)
 Thrust Brg
 (2) CONN3A208A (1 1/2" X 2" X 1/4")
 Dust Seal

For Models: 5000, 5100, 5110, 5200, 5600, 5610, 6410, 6600, 6610, 6810, 7000, 7100, 7200, 7600, 7610

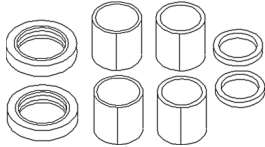
A-SBBSKIT06 Kit, Spindle Bushing, Bearing & Seal 1.25 Lbs.



Dim/Info:
 (4) C5NN3110B (1 1/2" X 1 5/8" X 1 1/2")
 Bushing
 (2) C5NN3A299A (1 1/2" ID X 2 1/4" OD)
 Thrust Brg
 (2) D4NN3125A (1 1/2" X 1 7/8" X 1/4")
 Dust Seal

For Models: 3230, 3430, 3930, 4130, 4600, 4610, 4630, 4830, 5030

A-SBBSKIT03 Kit, Spindle Bushing, Bearing & Seal 1.1 Lbs.



Dim/Info:
 (2) 2N3109 (1 1/4" X 1 3/8" X 1 1/2")
 Bushing
 (2) NCA3110A (1 11/32" X 1 3/8" X 1 1/2")
 Bushing
 (2) CONN3123B (1 3/8" X 2 1/4" X 5/8")
 Thrust Brg
 (2) C5NN3125A (1 1/8" X 1 5/8" X 1/4")
 Dust Seal

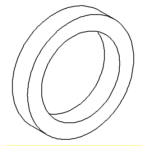
For Models: (2000, 2310, 2600, 2610, 2810, 2910, 3000, 3600, 3610, 3910, 4100 ALL WITHOUT CAB)

A-C5NN3125A Dust Seal, Steering Arm 0.01 Lbs.



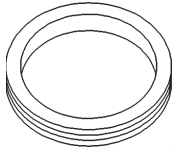
For Models: NAA(JUBILEE), 2000, 3000, 4000, 600, 8N, 800, 900

A-C0NN3A208A Dust Seal, Steering Arm 0.02 Lbs.



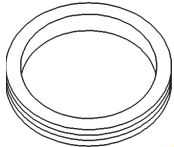
For Models: 5000, 5600, 5610, 6600, 6610, 7000, 7600, 7610

A-D4NN3125A Dust Seal, Steering Arm 0.1 Lbs.



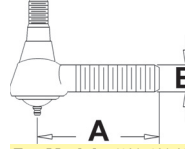
For Models: (3230, 3430, 3930, 4130, 4600, 4610, 4630, 4830, 5030 ALL W/ Manual & Power Steering)

A-D4NN3125B Dust Seal, Steering Arm 0.05 Lbs.



For Models: (2310, 2600, 2610, 2810, 2910, 3600, 3610, 3910, 4100 ALL W/ Manual & Power Steering & Cab)

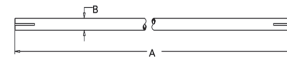
A-9N3270 Drag Link End 0.76 Lbs.



Dim/Info:
 A - 3.187"
 B - .687"
 18 RH thread

For Models: (2N, 9N ALL 39-47 USED ON FRONT OF DRAG LINK)

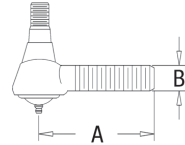
A-8N3314D Tie Rod Tube 2.74 Lbs.



Dim/Info:
 A - 32.750"
 B - .875"

For Models: 8N

A-8N3270 Drag Link End 0.82 Lbs.

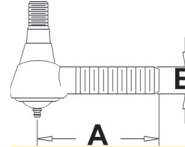


Dim/Info:
 A - 3.375"
 B - .687"
 18 LH thread

For Models: 8N 48-54 USED ON FRONT OF DRAG LINK

A-NAA3270A Drag Link End, Front 1.8 Lbs.

Manual Steering



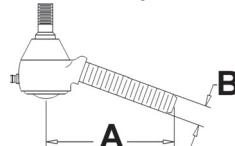
Dim/Info:
 A - 3.875"
 B - .687"
 18 LH thread

For Models: 2000 4 Cyl. 1/62-12/64, 2031, 2131, 2N 1/39-12/52, 4000 1/62-

12/64, 4031, 4120, 4131, 600, 601, 611, 620, 621, 630, 631, 640, 641, 650, 651, 660, 661, 671, 681, 800, 801, 811, 820, 821, 840, 841, 850, 851, 860, 861, 871, 881. (8N, 9N ALL 1/39-12/52), NAA(JUBILEE), NAB

A-NAA3271A Drag Link End, Rear 1.22 Lbs.

Manual Steering



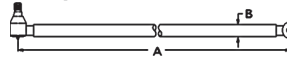
Dim/Info:
 A - 4.250"
 B - .687"
 18 RH thread

For Models: 2000 4 Cyl. 1/62-12/64, 2031, 2131, 2N 1/39-12/52, 4000 1/62-

12/64, 4031, 4120, 4131, 600, 601, 611, 620, 621, 630, 631, 640, 641, 650, 651, 660, 661, 671, 681, 800, 801, 811, 820, 821, 840, 841, 850, 851, 860, 861, 871, 881. (8N, 9N ALL 1/39-12/52), NAA(JUBILEE), NAB

A-E1ADDN3304B Drag Link Assembly 9 Lbs.

Replaces: 81717426

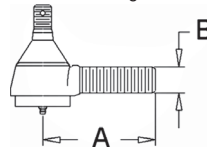


Dim/Info:
 A - 45.25"
 B - 1.187"

For Models: MAJOR, SUPER MAJOR

A-309523 Drag Link End, Front 1.1 Lbs.

Power Steering

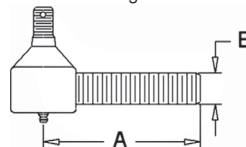


Dim/Info:
 A - 3.250"
 B - .750"
 16 LH Thread

For Models: (600, 800 ALL SN<78836)

A-309591 Drag Link End, Front 1.2 Lbs.

Power Steering



Dim/Info:
 A - 4.000"
 B - .813"
 16 LH Thread

For Models: (600, 800 ALL SN78836>)

AGCO
 ALLIS
 CHALMERS
 DEUTZ
 MASSEY
 FERGUSON
 WHITE/
 OLIVER

CNH

CASE-IH

FORD / NEW
 HOLLAND

FIAT

BELARUS

BOBCAT

JCB

JOHN
 DEERE

KUBOTA

LANDINI

LEYLAND

LONG

McCORMICK

OTHER

RENAULT

SAME

VALTRA

VERSATILE

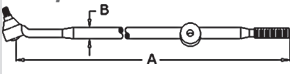
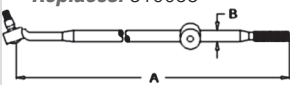


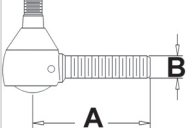



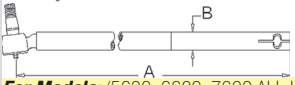



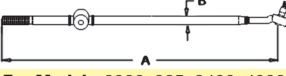
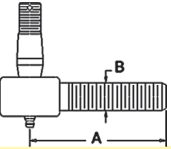
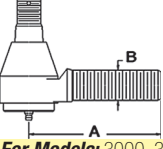
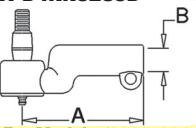
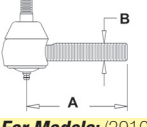
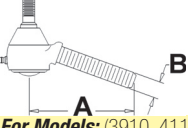

YANMAR

ZETOR

SCHWARTZ
 SPEECO

*** Truck icon indicates the item is shipped via truck freight.***

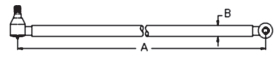
Front Axle/Steering Parts

	A-312870 Drag Link End, RH <i>Replaces:</i> 310082	7.95 Lbs.		Dim/Info: A: 34.25" B: 1.000" .813" - 16 UN RH Thread	
AGCO					
ALLIS					
CHALMERS	For Models: (2000, 4000 ALL 4 CYL SN 78836>), (600, 800 ALL SN 78836>)				
DEUTZ	A-312871 Drag Link End, LH <i>Replaces:</i> 310083	8.5 Lbs.		Dim/Info: A - 36.44" B - 1.000" C - .813" 16 UN RH Thread	
MASSEY FERGUSON					
WHITE/OLIVER	For Models: (600, 800 ALL SN78836>), (2000, 4000 ALL 4 CYL SN78836>)				
	A-C5NN3349A Drag Link Tube	0.54 Lbs.		Dim/Info: 5.000" Long	
	For Models: 2000 3 Cyl., 2000 4 Cyl. W/ S/N <-78836, 2031 S/N <-78836, 2100, 2131 S/N <-78836, 2150, (230A, 231, 234, 2600, 2610, 2810, 2910 ALL W/O Cab), 3000, 3055, 3100, 3150, (334, 3600, 3610, 3900, 3910, 4100, 4110 ALL W/O Cab), 4000, (4031, 4120, 4131 ALL S/N <-78836), (4600SU, 4610SU, 530A, 531 ALL W/O Cab), (600, 601, 611, 620, 621, 630, 631, 640, 641, 650, 651, 660, 661, 671, 681, 800, 801, 811, 820, 821, 840, 841, 850, 851, 860, 861, 871, 881, NAA(JUBILEE) ALL S/N <-78836)				
CNH					
CASE-IH					
FORD / NEW HOLLAND					
FIAT	A-312874 Drag Link Tube	0.52 Lbs.		Dim/Info: 6.120" Long	
	For Models: (600, 800 ALL SN78836>)				
	A-C5NN3A300B Drag Link End, Front <i>Replaces:</i> 81802873	0.94 Lbs.		Dim/Info: A - 3.312" B - .750" 16 LH thread	
BELARUS					
BOBCAT					
JCB	For Models: 2000 3 Cyl. W/PS, (2100, 2150 ALL W/PS), (230A, 231, 234, 2600, 2610, 2810, 2910 ALL W/PS W/O Cab), (3000, 3100, 3150 ALL W/PS), (334, 3600, 3610, 3900, 3910, 3910V ALL W/PS W/O Cab), 4000 W/PS, 4100 W/PS W/O Cab, 4110 W/PS, (4110, 4110V ALL W/PS W/O Cab), 4140 W/PS, (4600SU, 4610SU, 4610V, 530A, 531 ALL W/PS W/O Cab)				
JOHN DEERE					
KUBOTA					
LANDINI	A-C5NN3314C Drag Link Tube (RH)	2.56 Lbs.		Dim/Info: 30.900" long	
	For Models: (2300, 3300 ALL FOR LH 65), (2000, 3000 ALL 65)				
LEYLAND					
LONG	A-C5NN3314F Drag Link Tube (RH)	2.36 Lbs.		Dim/Info: 28.580" long	
	For Models: (2300, 3300 ALL 65/)				
McCORMICK					
OTHER	A-C5NN3A319A Drag Link Tube (LH)	2.76 Lbs.		Dim/Info: 33.150" long	
	For Models: (2000, 3000 ALL 65/)				
RENAULT					
SAME	A-E1NN3307AA Drag Link Tube w/ End <i>Replaces:</i> 83932651	5.8 Lbs.		Dim/Info: A - 41.190" B - 1.125"	
VALTRA					
VERSATILE	For Models: (5600, 6600, 7600 ALL HI-CLEARANCE), (4610, 4630, 4830, 5030 ALL W/PS)				
YANMAR	A-957E3287 Clamp	0.07 Lbs.			
ZETOR					
SCHWARTZ SPEECO	For Models: (2000, 3000 ALL 65/)				
	A-C5NN3308E Drag Link End, Rear (LH)	8.5 Lbs.		Dim/Info: 28.125" Tube Length	
	For Models: (2600, 3600, 4000, 4100, 4140, 4600 ALL W/PS), (2000, 3000 ALL 65-75 W/PS), (2610, 3610, 4110 ALL 75/81 LESS CAB W/PS)				
	A-C5NN3307G Drag Link End, Rear (RH)	7.9 Lbs.		Dim/Info: 29.625" Ctr Ball Joint to End	
	For Models: (2000, 3000 ALL 65/75, W/PS), (2600, 3600, 4100 ALL 75/81 LESS CAB W/PS), (2610, 3610 ALL 81/9/84 LESS CAB, W/PS)				
	A-C5NN3307H Drag Link, Rear (RH)	7.84 Lbs.		Dim/Info: A - 32" B - 1" w/ 1" Threads	
	For Models: 3000, 335, 3400, 4000 1965>, 4410, 532				
	A-C5NN3A300C Drag Link End, Front	1.34 Lbs.		Dim/Info: A - 4.00" B - 13/16 16 LH Thread	
	For Models: 3000, 335, 3400, 4000, 4410, 532				
	A-C7NN3290A Tie Rod	3.18 Lbs.		Dim/Info: A - 4.875" B - 1 1/8 12 UNF LH Thread	
	For Models: 3000, 3500, 3550, 420, 4500, 535, 5500, 5550, 650, 6500, 750, 7500, 755, 755A, 755B, 4000 1965 >				
	A-D4NN3289D Tie Rod End (Female Thread)	1.6 Lbs.		Dim/Info: A - 4.340" B - .750" 16 UNF RH Thread	
	For Models: (2310, 234, 2610, 2810, 2910, 334, 335, 3610, 3910, 4110 ALL W/CAB 1/81-9/84), (233, 2600, 333, 3600, 4100 ALL W/CAB 4/76>)				
	A-957E3290B Drag Link End, Front <i>Replaces:</i> 81802867, 1802867	0.8 Lbs.		Dim/Info: A - 4.000" B - .687" 18 LH	
	For Models: (3910, 4110 ALL LESS CAB W/ MANL STRG), (4600SU, 4610SU ALL W/ MANL STRG), SUPER DEXTA 57/64, (2000, 3000 ALL 65/75), (2600, 3600, 4100 ALL 75/81 LESS CAB W/ MANL STRG), (2610, 3610 ALL 81/ 9/84 LESS CAB W/ MANL STRG)				
	A-957E3307B Drag Link End, Rear <i>Replaces:</i> 81717427	1.14 Lbs.		Dim/Info: A - 4.500" B - .687" 18 RH	
	For Models: (3910, 4110 ALL LESS CAB W/ MANL STRG), (4600SU, 4610SU ALL W/ MANL STRG), SUPER DEXTA 57/64, (2000, 3000 ALL 65/75), (2600, 3600, 4100 ALL 75/81 LESS CAB W/ MANL STRG), (2610, 3610 ALL 81/ 9/84 LESS CAB W/ MANL STRG)				
	A-D4NN3278A Tie Rod, Outer (LH) <i>Replaces:</i> 83902604	1.9 Lbs.		Dim/Info: A - 14.000"	
	For Models: 2310, (3100, 3910, 4110, 4600, 4610 ALL W/CAB), (2600, 3600, 4100 ALL 65/81 W/CAB), (2610, 3610 ALL 81-9/84 W/CAB)				

*** Truck icon indicates the item is shipped via truck freight. ***

Front Axle/Steering Parts

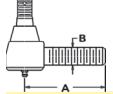
A-E1NN3304BA Drag Link 10.5 Lbs.
Replaces: 83931693



Dim/Info:
A - 36.500"
B - 1.100"

For Models: (2310, 234, 2610, 2810, 2910, 334, 335, 3610, 3910, 4110 ALL W/CAB 1/81-9/84)

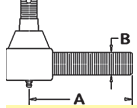
A-CAR98854 Tie Rod End (RH) 1.54 Lbs.



Dim/Info:
A - 4.00"
B - M22 X 1.5 RH THRD.

For Models: (2810, 2910, 3910, 4110 ALL 9/1984-2/1990), 4600, 4610 9/1984-2/1990

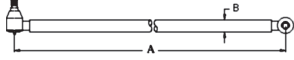
A-CAR98855 Tie Rod End (LH) 1.52 Lbs.



Dim/Info:
A - 3.750"
B - M22 X 1.5 LH THRD.
Used With MFWD Axle

For Models: (2810, 2910, 3910, 4110 ALL 9/1984-2/1990), 4600, 4610 9/1984-2/1990

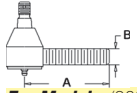
A-D4NN3304A Drag Link 10 Lbs.



Dim/Info:
A - 36.500"
B - 1.100"

For Models: (233, 2600, 333, 3600, 4100 ALL W/CAB 4/76>)

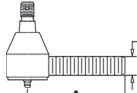
A-CAR107633 Tie Rod 1.3 Lbs.
For Models W/ FWD.



Dim/Info:
A - 4.00"
B - M20 X 1.5 RH THRD.

For Models: (2600, 2610, 2810, 2910, 3600, 3610, 3910, 3930, 4100, 4610, 4630, 4830, 5030 ALL ALL PURPOSE W/CAB)

A-CAR107634 Tie Rod 1.3 Lbs.
For Models W/ FWD.



Dim/Info:
A - 4.000"
B - M20 X 1.5 LH THRD.

For Models: (2600, 2610, 2810, 2910, 3600, 3610, 3910, 3930, 4100, 4110, 4130, 4610, 4630, 4830, 5030 ALL ALL PURPOSE W/CAB)

A-5166076 Tie Rod Tube, 37 1/4" Long 5.15 Lbs.



Dim/Info:
A - 37.250"
B - 1.125"
C - M20 x 1.0 RH Thrd

For Models: 3430, 3930, 3930H, 3930N, 3930NO, 4130, 4130N, 4130NO, 4630, 4630N, 4630NO, 4630O, 4830, 4830N, 4830O, 5030, 5030O, TN55, TN55D, TN60A, TN60DA, TN65, TN65D, TN70, TN70A, TN70D, TN70DA, TN75, TN75A, TN75D, TN75DA, TN85DA

A-5166077 Ball Joint 5.15 Lbs.



Dim/Info:
A - 29.06"
B - .788"

For Models: 3430, 3930, 3930H, 3930N, 3930NO, 4130, 4130N, 4130NO, 4630, 4630N, 4630NO, 4630O, 4830, 4830N, 4830O, 4835, 5030, 5030O, 5635, 6635, 7635, (TL100, TL65, TL70, TL80, TL90 ALL BRAZIL), (TN55, TN55D, TN65, TN65D, TN70, TN70D, TN75, TN75D ALL LOW PROFILE)

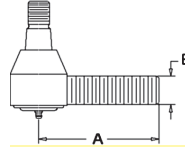
A-587302 Jam Nut, Tie Rod 0.1 Lbs.



Dim/Info:
M20 X 1.0 RH Thread

For Models: 3010S, 3430, 3830, 3930, 3930H, 3930N, 3930NO, 4010S, 4030, 4130, 4130N, 4130NO, 4230, 4330V, 4430, 4630, 4630NO, 4630O, 4830, 4830N, 4830O, 4835, 5010S, 5030, 5030O, 5530, 5635, 5640, 6530, 6635, 6640, 6640O, 7530, 7635, 7740, 7740O, 7840, 7840O, 8240, 8340, T4020, T4030, T4040, TD5050, TD60D, TD70D, TD75D, TD80D, TD90D, TD95D, TL100, TL100A, TL70, TL80, TL80A, TL90, TL90A, TN55, TN55D, TN60A, TN60DA, TN60VA, TN65, TN65D, TN65F, TN65V, TN70, TN70A, TN70D, TN70DA, TN70F, TN70VA, TN75, TN75A, TN7

A-C7NN3289B Tie Rod (RH Thread) 3.2 Lbs.
Replaces: C7NN3289A, C5NN3289A, 81817084



Dim/Info:
A - 4.812"
B - 1.125"
12 RH Thrd.

For Models: (3000, 3500, 3550, 4000, 4500 ALL 1/65>), (5500, 5550 ALL 1/67>), (650, 6500 ALL 1/73-12/77), (750, 7500, 755, 755A, 755B ALL 1/73>), 535 1/75-9/78, 420 1/75>

A-81878543 Tie Rod 2.62 Lbs.
Replaces: 81875595, CAR48998



Dim/Info:
A - 6.750"
B - 1.100"

For Models: (3230, 3430, 3930, 4130, 4630, 4830, 5030 ALL 4 WD W/ CAR70 AXLE)

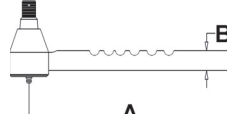
A-81878537 Tie Rod 1.39 Lbs.
Replaces: 81875596, CAR48997



Dim/Info:
A - 6.625"
B - M18 X 1.5 LH Thrd

For Models: (3230, 3430, 3930, 4130, 4630, 4830, 5030 ALL 4 WD W/ CAR70 AXLE)


A-E1NN3A300AA Drag Link End, Front 1.14 Lbs.
Replaces: 83932649



Dim/Info:
A - 8.750"
B - .859"

For Models: 4100, 4600, 4610

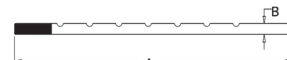
A-C5NN3307M Tie Rod End 5.1 Lbs.



Dim/Info:
A - 40.125"

For Models: 4100, 4200

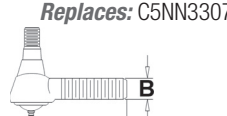
A-C5NN3282E Tie Rod End 2.18 Lbs.



Dim/Info:
A - 19.000"
B - .740"

For Models: 4100, 4600, 4610

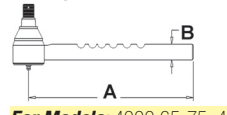
A-E3NN3307AA Tie Rod, Short 1.62 Lbs.
Used w/ A-C7NN3280D Long Tie Rod
Replaces: C5NN3307F



Dim/Info:
A - 3.812"
B - 1.000"
16 RH Thread

For Models: TW20, 4400, 4410, 5100, 5200, 5600, 5610, 6000, 6600, 6610, 7100, 7200, 7600, 7610, 8000, 8700, 9000 FOR WIDE ADJ AXLE, (5000, 7000 ALL W/PS), (8200, 8400, 8600, 9200, 9600 ALL 68-76 FOR WIDE ADJ AXLE)


A-DONN3A300A Drag Link End, Front 2.1 Lbs.
Replaces: C5NN3A300A, 1825595, 81825595, 83980679



Dim/Info:
A - 9.000"
B - .865"

For Models: 4000 65-75, 4100, 4600 75-81, 4610

A-C7NN3307A Drag Link End, Rear 6.08 Lbs.
Replaces: 81821968



Dim/Info:
A - 40.000"

For Models: 4000 4/70-75 W/MANL STRG, 4100, 4600 8/70-12-71 W/PS, 75-81 W/MANL STRG, 4610 81 MANL STRG

*** Truck icon indicates the item is shipped via truck freight. ***

AGCO
ALLIS
CHALMERS
DEUTZ
MASSEY
FERGUSON
WHITE/
OLIVER

CNH

CASE-IH

FORD / NEW
HOLLAND

FIAT

BELARUS

BOBCAT

JCB

JOHN
DEERE

KUBOTA

LANDINI

LEYLAND

LONG

McCORMICK

OTHER

RENAULT

SAME

VALTRA

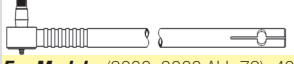
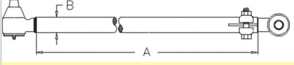


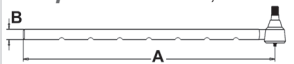



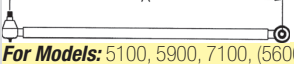

VERSATILE





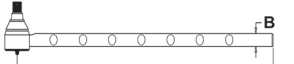

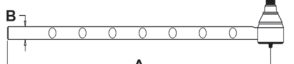

YANMAR

ZETOR

SCHWARTZ
SPEECO

Front Axle/Steering Parts

AGCO	A-DONN3307A Drag Link End, Rear <i>Replaces:</i> 81825596	5.1 Lbs.	<i>Dim/Info:</i> 41.500" Long	
ALLIS CHALMERS	<i>For Models:</i> (2000, 3000 ALL 72), 4000 8/70-74, 4100, 4600 72, 4610			
DEUTZ	A-E3NN3304BA Drag Link Tube w/ End	14.5 Lbs.	<i>Dim/Info:</i> A - 45.00" B - 1.10"	
MASSEY FERGUSON	<i>For Models:</i> 4610 4 Cyl. L/ FWD			
WHITE/OLIVER	A-E5NN3A300AA Drag Link End	2.5 Lbs.	<i>Dim/Info:</i> A - 6.750" B - 0.865"	
	<i>For Models:</i> 4610N L/ FWD			
CNH	A-C5NN3289C Tie Rod, Outer, Short (RH) <i>Replaces:</i> 81815989, 1815989	1.63 Lbs.	<i>Dim/Info:</i> A - 3.750" B - 0.750" 16 Thread	
CASE-IH				
FORD / NEW HOLLAND				
FIAT	<i>For Models:</i> 4000 ALL PURPOSE, (4100, 4600, 4610 ALL MANL / PS), (3430, 4130 ALL MANL STRG)			
	A-C5NN3278A Tie Rod, Outer, Long (LH) <i>Replaces:</i> 1802849, 81802849	2.95 Lbs.	<i>Dim/Info:</i> A - 19.000" B - 0.750"	
BELARUS	<i>For Models:</i> 4000 65-67, 4600 75-81, 4610 81			
BOBCAT	A-86547157 Tie Rod Tube <i>Replaces:</i> C5NN3B624B, C7NN3B624B	2.78 Lbs.	<i>Dim/Info:</i> 19.15" Long	
JCB	<i>For Models:</i> (5000, 5200, 6600C, 7000, 7200, 7600C ALL W/ Wide Adjustable Front Axle)			
JOHN DEERE	A-EONN3304AB Drag Link Tube w/ End	10.09 Lbs.	<i>Dim/Info:</i> A - 42.63" B - 1.180"	
KUBOTA	<i>For Models:</i> 4610N W/ Power Steering			
LANDINI	A-C5NN3304U Drag Link Assembly	16 Lbs.	<i>Dim/Info:</i> A - 51.250" B - 1.250"	
LEYLAND				
LONG				
McCORMICK	<i>For Models:</i> 5000, 5100, 5340, 7000, 7100			
OTHER	A-EONN3304CA Drag Link End <i>Replaces:</i> C7NN3304B, EONN3308CA, 81822052, 83925158	15.4 Lbs.	<i>Dim/Info:</i> A - 50.500"	
RENAULT	<i>For Models:</i> 5100, 5900, 7100, (5600, 6600, 7600 ALL 75-81), (5000, 7000 ALL 9/70-75), (5610, 6610, 7610 ALL 9/70)			
SAME				
VALTRA	A-C7NN3304C Drag Link <i>Replaces:</i> C5NN3304T, C5NN3304C, 81825396, 81816032	10.7 Lbs.	<i>Dim/Info:</i> 47.500" Cntr Ball Joint to End	
VERSATILE	<i>For Models:</i> (5100, 6410, 7100 ALL W/ MANL STRG), (5000, 7000 ALL 65-75 REPL THREAD STYLE LINK USED 65-12/67), (5600, 6600, 7600 ALL 71-81 W/ MANL STRG), (5610, 6610 ALL 81 W/ MANL STRG)			
YANMAR				
ZETOR				

	A-C5NN3308C Drag Link End, Front <i>Replaces:</i> 1817837, 81817837	1.8 Lbs.	<i>Dim/Info:</i> A - 3.750" B - 1.000" 16 LH Threads	
	<i>For Models:</i> (5000, 5600, 5610, 6600, 6610, 7000 ALL 65-12/67 W/ MANL STRG)			
	A-C7NN3A300A Drag Link End, Front <i>Replaces:</i> C5NN3A300D, 81825395	2.3 Lbs.	<i>Dim/Info:</i> A - 7.875" B - 0.935"	
	<i>For Models:</i> (6410, 7100 ALL W/ MANL STRG), (5000, 5100, 7000 ALL 68-75 ALSO 65-12/67 WHEN REPL NON THREAD LINK W/MANL STRG), (5600, 6600, 7600 ALL 75-81 W/MANL STRG), (5610, 6610 ALL 81 W/MANL STRG)			
	A-C5NN3307E Drag Link End, Rear	1.8 Lbs.	<i>Dim/Info:</i> A - 5.031" B - 1.000" 16 RH Thrd.	
	<i>For Models:</i> (5000, 5100, 7000 ALL 65-12/67 W/MANL STRG, FOR ORIGINAL STYLE)			
	A-C7NN3307B Drag Link End, Rear <i>Replaces:</i> C5NN3307N, 81825397	8.6 Lbs.	<i>Dim/Info:</i> A - 47.500"	
	<i>For Models:</i> (6410, 7100, 7610 ALL W/ MANL STRG), 5100 W/MANL STRG, (5000, 7000 ALL 68-75 ALSO 65-12/67 WHEN REPL NON THREAD LINK W/MANL STRG), (5600, 6600, 7600 ALL 75-81 W/MANL STRG), (5610, 6610 ALL 81 W/MANL STRG)			
	A-C5NN3281C Tie Rod, Outer (LH) <i>Replaces:</i> 81802856	4.3 Lbs.	<i>Dim/Info:</i> A - 17.500" B - 0.940"	
	<i>For Models:</i> (5600, 5610, 6600, 6610 ALL 65-5/67 W/ MANL STRG), (5000, 7000 ALL 65-67 W/ MANL STRG)			
	A-C7NN3280F Tie Rod, Outer (LH) <i>Replaces:</i> C5NN3280N, 81825393, 1825393	4.1 Lbs.	<i>Dim/Info:</i> A - 17.500" B - 0.940"	
	<i>For Models:</i> (5100, 6410, 7100 ALL W/ MANL STRG), (5600, 5610, 6600, 6610, 7600 ALL 6/67 W/ MANL STRG), (5000, 7000 ALL 6/67-75 W/ MANL STRG)			
	A-C5NN3280F Tie Rod, Outer (RH)	4 Lbs.	<i>Dim/Info:</i> A - 17.500" B - 0.940"	
	<i>For Models:</i> (5000, 5600, 5610, 6600, 6610, 7000 ALL 65-5/67 W/ MANL STRG)			
	A-C7NN3289E Tie Rod, Outer (RH) <i>Replaces:</i> C5NN3289D, 81816030, 81825394, 1825394	1.7 Lbs.	<i>Dim/Info:</i> A - 4.250" B - 0.937" 16 Threads	
	<i>For Models:</i> 5100, 6410, (7100, 7610 ALL W/ MANL STRG), (5000, 7000 ALL 6/67-75), (5600, 6600, 7600 ALL 75-81 W/ MANL STRG), (5610, 6610 ALL 81 W/ MANL STRG)			

*** Truck icon indicates the item is shipped via truck freight. ***

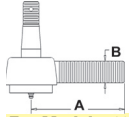
Front Axle/Steering Parts

A-C5NN3287C Tie Rod Clamp 0.24 Lbs.



For Models: (5000, 5600, 5610, 6600, 6610, 7000, 7600, 7610 ALL 1/65>)

A-E3NN3308BA Drag Link End, Front 0.7 Lbs.
Replaces: C5NN3308D



Dim/Info:
A - 3.750"
B - 1.000"
16 LH

For Models: 4100, 5100, 6000, 6600, 6610, 4400 1/65>, (5000, 7000 ALL 65-8/67)

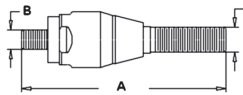
A-81878555 Tie Rod (RH) 3.1 Lbs.
A-81878554 Tie Rod (LH) 3.1 Lbs.

Replaces: CAR49007



Dim/Info:
A - 8.625"
B - M18 X 1.5 RH Thrd.

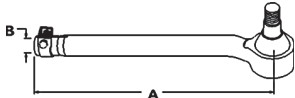
A-CAR49001 Ball Joint (RH) 2.2 Lbs.
A-CAR49006 Ball Joint (LH) 2.2 Lbs.



Dim/Info:
A - 7.040"
B - M20 X 1.5 RH Thrd.
C - M18 X 1.5 LH Thrd.

For Models: 5110, 5610, 6610, 6810, 7010, 7610, 7810, 7910, 8010, 7710 FLAT DECK, 6410 UK ONLY


A-83984962 Tie Rod 7.38 Lbs.



Dim/Info:
A - 13.500"
B - M22 X 1.5 RH Thrd.

For Models: (5610, 6610, 6710, 7610, 7710 ALL 4 WD W/APL325 AXLE), 5110 4 WD W/APL335 AXLE

A-E1NN3A302AA Tie Rod 6 Lbs.
Replaces: 83927737




A-ZP0501206191 Tie Rod (RH) 7.6 Lbs.

Replaces: ZP0501205469

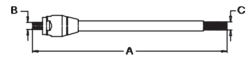
A-ZP0501206190 Tie Rod (LH) 7.6 Lbs.

Replaces: ZP0501205468



Dim/Info:
A: 13.375"
B: M22 X 1.5 RH Thrd.

A-ZP0501308461 Tie Rod 4.1 Lbs.



Dim/Info:
A: 17.000"
B: M18 X 1.5 RH Thrd.

For Models: 5110, 5610, 6610, 6810, 7410, 7610, 7910, (6710, 7710 ALL FLAT DECK), 5900 MEXICO, 6410 UK ONLY

A-ZP0501205207 Tie Rod Assembly (RH) 10.4 Lbs.
Replaces: E1NN3A302AB, E3NN3N971BA, 83959475, 83984963, 83956515

A-ZP0501205206 Tie Rod Assembly (LH) 10.4 Lbs.
Replaces: E1NN3A302AB, E3NN3A302CA, 83956514




A-ZP0501206191 Tie Rod (RH) 7.6 Lbs.

Replaces: ZP0501205469

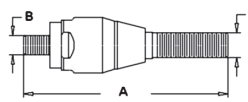
A-ZP0501206190 Tie Rod (LH) 7.6 Lbs.

Replaces: ZP0501205468



Dim/Info:
A: 13.375"
B: M22 X 1.5 RH Thrd.

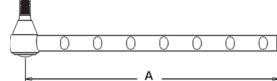
A-ZP0501310060 Ball Joint 2.8 Lbs.
Replaces: 83957098



Dim/Info:
A - 7.540"
B - M20 X 1.5 RH Thrd.
C - M22 X 1.5 RH Thrd.

For Models: (6710, 7710 ALL FLAT DECK 1/82-4/84), 5900 MEXICO 1/82-4/84, 6410 UK ONLY 1/82-1/87, (5110, 5610, 6610 ALL 1/82-1/87), (6810, 7410, 7610 ALL 1/82-4/84)

A-C7NN3281A Tie Rod, Long 3.69 Lbs.
Replaces: C5NN3281B, C5NN3281B, 81822050, 1822050



Dim/Info:
A - 15.375"
B - 0.937"

For Models: (5100, 7100 ALL W/ PS 65->), 5600 W/ PS 75, 81-3/85, (6610, 7610 ALL W/ PS 81-3/85), (6600, 7600 ALL W/PS 75), 5610 W/PS 81-3/85, 5000 65, 5900 85

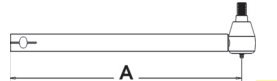
A-C7NN3280E Tie Rod, Long (RH) 3.74 Lbs.
Replaces: C5NN3280E, 1802851, 81802851, 81822049, 1822049, 81859488, C5NN3208B, C5NN3280C



Dim/Info:
A - 15.375"
B - 0.937"

For Models: (5610, 6610, 7610 ALL PS 81-85), (5100, 7100 ALL W/PS 65), 5000 65, 5900 85

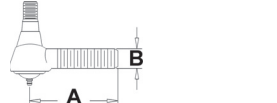
A-C7NN3B161A Tie Rod, Long (LH) 3.83 Lbs.
Replaces: 81822048, D6NN3B161A



Dim/Info:
A - 18.125"

For Models: (5600, 6600, 7600 ALL W/PS 75 / HI CLR 75-2/77), (5610, 6610 ALL W/PS 81-3/85), (5100, 7100 ALL W/PS 9/70), (5900, 7610 ALL 85)

A-C7NN3289D Tie Rod, Inner (RH) 1.62 Lbs.
Replaces: 1822051, 81817836, 81822051



Dim/Info:
A - 3.750"
B - 1.000"
16

For Models: 5900, 7100, (5600, 6600, 7600 ALL 75-81), (5610, 6610, 7610 ALL 81-3/85), (5000, 7000 ALL 9/70-75)

A-C5NN3280R Tie Rod 4.48 Lbs.



Dim/Info:
A - 19.625"
B - 0.937"

For Models: (5200, 6600, 7200, 7600 ALL W/WIDE ADJUSTABLE FRONT AXLE)

AGCO
ALLIS
CHALMERS
DEUTZ
MASSEY
FERGUSON
WHITE/
OLIVER

CNH

CASE-IH

FORD / NEW
HOLLAND

FIAT

BELARUS

BOBCAT

JCB

JOHN
DEERE

KUBOTA

LANDINI

LEYLAND

LONG

MCCORMICK

OTHER

RENAULT

SAME

VALTRA

VERSATILE

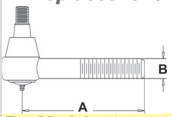
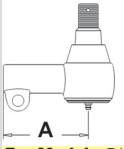

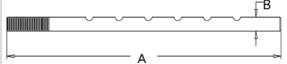
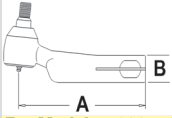
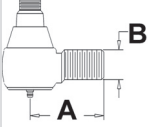

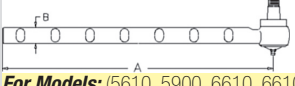
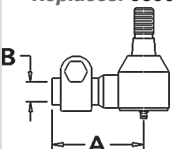

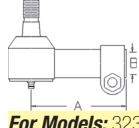
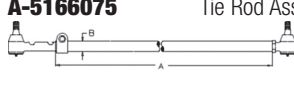

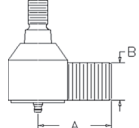
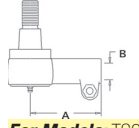

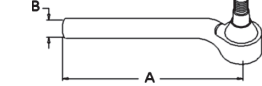
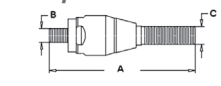
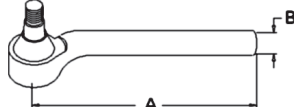
YANMAR

ZETOR

SCHWARTZ
SPEECO

*** Truck icon indicates the item is shipped via truck freight. ***

Front Axle/Steering Parts

	A-C7NN3289C Tie Rod, Short Used w/ A-C7NN3280D Long Tie Rod <i>Replaces:</i> 81820108	2.61 Lbs.	<i>Dim/Info:</i> A - 7.375" B - 1.000" 16 RH Thread	
AGCO				
ALLIS CHALMERS	<i>For Models:</i> (8000, 9000, 9700 ALL FOR ALL PURPOSE AXLE), (5200, 7200 ALL 67 W/ALL PURPOSE AXLE W/PS), (8200, 8400, 8600, 8700, 9200, 9600 ALL 68-76 FOR ALL PURPOSE AXLE)			
DEUTZ				
MASSEY FERGUSON	A-E3NN3B539AA Tie Rod End <i>Replaces:</i> 83948951	2.46 Lbs.	<i>Dim/Info:</i> A - 3.625" B - 0.875" 14 I.D.	
WHITE/ OLIVER				
	<i>For Models:</i> 5100, 5600, 5900, 6410, 6600, 6810, 7100, 7600, (5610, 6610, 6710, 7610, 7810 ALL 85)			
CNH	A-E3NN3278AB Tie Rod	7 Lbs.	<i>Dim/Info:</i> A - 17.750" B - 1.250"	
CASE-IH				
FORD / NEW HOLLAND	<i>For Models:</i> 5100, 5600, 5900, 6410, 6600, 6810, 7100, 7600, (5610, 6610, 6710, 7610, 7810 ALL 81)			
FIAT	A-C5NN3282F Tie Rod <i>Replaces:</i> 81816513	3.54 Lbs.	<i>Dim/Info:</i> A - 18.625" B - 0.937"	
				
	<i>For Models:</i> 5100, 5110, 5600, 5610, 6410, 6600, 6610, 7100, 7600			
BELARUS	A-E3NN3289AA Tie Rod	2.42 Lbs.	<i>Dim/Info:</i> A - 5.000" B - 1.000" 16 UN 2A I.D. Threads	
BOBCAT				
JCB	<i>For Models:</i> 5100, 5110, 5600, 5610, 5900, 6410, 6600, 6610, 6810, 7100, 7600, 7610			
JOHN DEERE	A-E3NN3N981AA Tie Rod	2.4 Lbs.	<i>Dim/Info:</i> A - 2.875" B - 1.250" 12 RH	
KUBOTA				
LANDINI	<i>For Models:</i> 5110, 5610, 5900, 6410, 6610, 6810, 7610			
LEYLAND	A-ZP1927851* Tie Rod Assembly <i>Replaces:</i> 81927851, 81927505	14.2 Lbs.		
LONG				
McCORMICK	<i>For Models:</i> (5600, 5700, 6600, 6700 ALL W/ APL1351 4WD Front Axle)			
OTHER	A-D8NN3280GA Tie Rod (RH)	3.88 Lbs.	<i>Dim/Info:</i> A - 12.562" B - 0.937"	
RENAULT				
SAME	<i>For Models:</i> (5610, 5900, 6610, 66100, 7610, 76100 ALL L/ FWD), (5600, 6600, 6600C, 66000, 7600, 7600C ALL Hi-Clearance)			
VALTRA	A-ZP0501205072 Tie Rod End <i>Replaces:</i> 83956527	1.87 Lbs.	<i>Dim/Info:</i> A - 2.750" B - M18 X 1.5 RH Thrd.	
VERSATILE				
YANMAR	<i>For Models:</i> (5610, 6610, 6710, 7610, 7710, 7910, 8210 ALL <12/31/82 4 WD W/ APL325 AXLE)			
ZETOR				
SCHWARTZ SPEECO				
	A-E7NN3278AA Tie Rod	2 Lbs.	<i>Dim/Info:</i> A - 17.812" B - 0.935"	
				
	<i>For Models:</i> 3230, 3430, 3930, 4130, 4630, 4830, 5030			
	A-E7NN3289DA Tie Rod	2 Lbs.	<i>Dim/Info:</i> A - 3.940" B - 0.937" 16 UN RH Thrd.	
				
	<i>For Models:</i> 3230, 3430, 3930, 4130, 4630, 4830, 5030			
	A-5166075 Tie Rod Assembly	11 Lbs.	<i>Dim/Info:</i> A - 37.250" B - 1.10"	
				
	<i>For Models:</i> 3430, 3930, 3930H, 3930N, 3930NO, 4130, 4130N, 4130NO, 4630, 4630N, 4630NO, 4630O, 4830, 4830N, 4830NO, 5030, 5030O			
	A-E7NN3B539AB Cylinder End (RH)	3 Lbs.	<i>Dim/Info:</i> A - 3.280" B - 7/8-14 UNF RH Thrd.	
				
	A-E7NN3N981AA Cylinder End (LH)	5 Lbs.	<i>Dim/Info:</i> A - 2.400" B - 1.250" C - 12 UNF RH THRD.	
				
	<i>For Models:</i> 3230, 3430, 3930, 4630, 4830, 5030			
	A-81864114 Tie Rod	3.1 Lbs.	<i>Dim/Info:</i> A - 3.625" B - 0.875" 14 RH THRD.	
				
	<i>For Models:</i> TS90, TS100, TS110, 5640, 6640, 7740, 7840			
	A-CAR121924 Tie Rod Assembly (RH) <i>Replaces:</i> 81863221	8.7 Lbs.		
	A-CAR121925 Tie Rod Assembly (LH) <i>Replaces:</i> 81863218	8.7 Lbs.		
				
	<i>Dim/Info:</i> A - 9.500" B - M24 X 1.5 LH Thread			
	A-CAR48979 Tie Rod (LH) <i>Replaces:</i> CAR49019	5.6 Lbs.		
				
	<i>Dim/Info:</i> A - 9.500" B - M24 X 1.5 RH Thread			
	A-CAR49008 Ball Joint Assembly (RH)	3.1 Lbs.		
	A-9968018 Ball Joint Assembly (LH) <i>Replaces:</i> CAR49013, 153326657, 9968015	3.1 Lbs.		
				
	<i>Dim/Info:</i> A - 8.22" Long B - M22 X 1.5 RH Thread C - M24 X 1.5 LH Thread			
	<i>For Models:</i> 5640, 6640, 7740, 7840, 8240, 8340			
	A-CAR48978 Tie Rod <i>Replaces:</i> CAR49021, 81863221, 81878547, 81863335	8.7 Lbs.	<i>Dim/Info:</i> A - 9.500" B - M24 X 1.5 LH Thread	
				
	<i>For Models:</i> 5640, 6640, 7740, 7840, 8240, 8340			

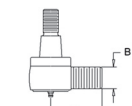
*** Truck icon indicates the item is shipped via truck freight. ***

Front Axle/Steering Parts


A-5168933 Tie Rod Assembly 24 Lbs.

Dim/Info:
 A - 54.500"
 B - 1.187"
 C - 1.440"

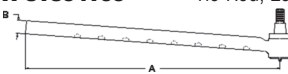
For Models: TL100, TL70, TL80, TL90, TS100, TS90, 5640, 6635, 6640, 7635, 7740, 7840

A-81864115 Cylinder End 2.9 Lbs.

Dim/Info:
 A - 2.875"
 B - 1.250"
 12 RH Thread


For Models: TS100, TS110, TS90, 5640, 6640, 7740, 7840

A-5109553 Tie Rod 1.3 Lbs.
Replaces: 312901916, 312906276, 312900313, 72093231

Dim/Info:
 A - 3.156"
 B - M20 x 1.0 RH Thrd.

For Models: TL100, TL70, TL80, TL90, TN55D, TN65D, TN75D, TN90F, TS110, TS90, 3430, 3830, 3930, 4030, 4130, 4230, 4430, 4630, 4830, 4835, 5030, 5635, 5640, 6635, 6640, 7635, 7740, 7840, (450, 540, 550, 640, 650, 750, 850 ALL 2 WD)

A-81864106 Tie Rod, Long 9.88 Lbs.

Dim/Info:
 A - 1.375"
 B - 19.875"

For Models: TS100, TS110, TS90, 5640, 6640, 7740, 7840

A-81864100 Tie Rod End 3.56 Lbs.

Dim/Info:
 A - 5.00"
 B - 1.125"
 16 RH Thrd.

For Models: TS100, TS110, TS90, 5640, 6640, 7740, 7840

A-D8NN3B539AB Power Steering Cylinder End 3.06 Lbs.
Replaces: D5NN3B539C, D8NN3B539AA, 83904282, 83927291, 83934991, 83959499

Dim/Info:
 A - 3.687"
 B - 0.875"
 18 ID Threads

For Models: TW10, TW20, TW30, 5700, 6700, 6710, 7700, 7710, 8000, 8700, 9700


A-D8NN3A302AA End, Power Steering 3.06 Lbs.
Replaces: D5NN3A302C, D5NN3A302D, 83906190, 83913086

Dim/Info:
 A - 3.750"
 B - 1.000"
 16 RH

For Models: TW15, TW25, TW30, TW5, 5700, 6700, 6710, 7700, 7710, 8000, 8700, 9000, 9000, 9700

A-ZP0501205349 Tie Rod Assembly (RH) 9.3 Lbs.
Replaces: 83945660

A-ZP0501205350 Tie Rod Assembly (LH) 9.3 Lbs.
Replaces: 83945661



A-ZP0501205464 Tie Rod (RH) 7.2 Lbs.
Replaces: 83959471

A-ZP0501205463 Tie Rod (LH) 7.2 Lbs.
Dim/Info:
 A - 12.625"
 B - M18 X 1.5 RH Thread

A-ZP0750125014 Ball Joint 2.2 Lbs.
Dim/Info:
 A - 7.030"
 B - M20 X 1.5 RH Thread
 C - M18 X 1.5 RH Thread

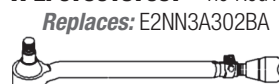
For Models: TW15, TW25, TW5, 6710, 7610, 7710, 7910, 8210

A-E6NN3B539AA Tie Rod 3.06 Lbs.
Dim/Info:
 A - 3.750"
 B - 0.875"
 18 ID Thread

For Models: TW15, TW25, TW35, TW5, 7700, 7710, 7910, 8210

A-ZP0750137056 Tie Rod Assembly (LH) 11.4 Lbs.
Replaces: E2NN3N971AA

A-ZP0750137057 Tie Rod Assembly (RH) 11.3 Lbs.
Replaces: E2NN3A302BA



A-ZP0750125010 Ball Joint 3.1 Lbs.
Replaces: ZP0501205167

Dim/Info:
 A - 8.160"
 B - M22 X 1.5 RH Thread
 C - M24 X 1.5 RH Thread

For Models: (TW15, TW25, TW5, 7910, 8210 ALL 1/83-12/84)

A-C7NN3280D Tie Rod, Long 4.75 Lbs.
Dim/Info:
 A - 19.625"
 B - 0.937"
 9 notches on bottom

For Models: (8000, 9000, 9700 ALL FOR ALL PURPOSE AXLE / WIDE ADJ AXLE), (8200, 8400, 8600, 8700, 9200, 9600 ALL 68-76 FOR ALL PURPOSE AXLE / WIDE ADJ AXLE)

A-D8NN3289DB Tie Rod, Short 1.86 Lbs.

Dim/Info:
 A - 4.937"
 B - 1.000"
 16 RH Thrd.

For Models: TW10, TW20, TW30, 8000, 8700, 9700

A-5168941 Tie Rod 33 Lbs.

For Models: (8160, 8240, 8260, 8340 ALL 1/95>)

A-CAR49012 Tie Rod (LH) 4.6 Lbs.
Replaces: CAR48980

A-CAR49014 Tie Rod (RH) 4.6 Lbs.
Replaces: CAR48981

Dim/Info:
 A - 6.750"
 B - M24 X 1.5 LH Thread

For Models: 8210

AGCO
 ALLIS
 CHALMERS
 DEUTZ
 MASSEY
 FERGUSON
 WHITE/
 OLIVER

CNH
 CASE-IH
 FORD / NEW
 HOLLAND
 FIAT

BELARUS
 BOBCAT
 JCB
 JOHN
 DEERE

KUBOTA
 LANDINI
 LEYLAND
 LONG

MCCORMICK
 OTHER


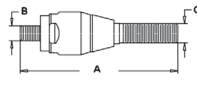

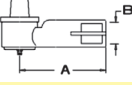
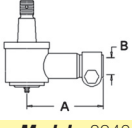
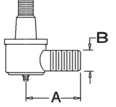
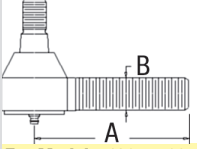
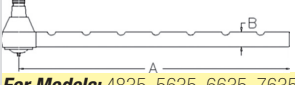
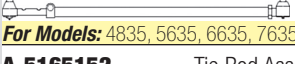

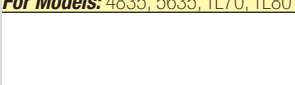

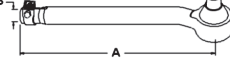
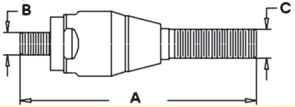

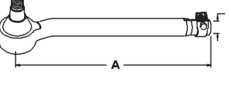
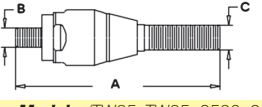
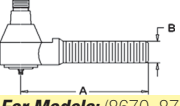


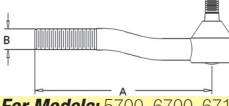
RENAULT
 SAME
 VALTRA

VERSATILE
 YANMAR
 ZETOR

SCHWARTZ
 SPEECO

*** Truck icon indicates the item is shipped via truck freight. ***

Front Axle/Steering Parts

	A-CAR125215	Tie Rod Assembly (RH)	9.6 Lbs.
	A-CAR125217	Tie Rod Assembly (LH)	9.6 Lbs.
AGCO			
ALLIS CHALMERS	A-CAR49008	Ball Joint Assembly (RH)	3.1 Lbs.
	A-9968018	Ball Joint Assembly (LH)	3.1 Lbs.
DEUTZ	<i>Replaces:</i> CAR49013, 153326657, 9968015		
MASSEY FERGUSON		Dim/Info: A - 8.22" Long B - M22 X 1.5 RH Thread C - M24 X 1.5 LH Thread	
WHITE/ OLIVER	<i>For Models:</i> (8240, 8340 ALL 11/91-12/94)		
	A-5166131	Tie Rod	6.5 Lbs.
		Dim/Info: A - 21.00" B - 0.79"	
	<i>For Models:</i> TN55, TN55D, TN65, TN65D, TN65F, TN70, TN70D, TN70F, TN75, TN75D, TN75F, TN80F, TN90F, TN95F		
CNH	A-81863802	Tie Rod, Long	3.78 Lbs.
		Dim/Info: A - 4.75" B - 1.125" 16 RH Thread	
CASE-IH	<i>For Models:</i> TS100, TS110, TS90, 8240, 8340		
FORD / NEW HOLLAND	A-81863813	Tie Rod	4.44 Lbs.
		Dim/Info: A - 3.750" B - 0.875" 14 UNF 2A RH Thread	
	<i>For Models:</i> 8240, 8340, TS100, TS110, TS90		
BELARUS	A-E9NN3N981BA	Tie Rod	3.94 Lbs.
BOBCAT		Dim/Info: A - 3.250" B - 1.250" 12 RH Thread	
JCB	<i>For Models:</i> TS100, TS110, TS90, 8240, 8340		
JOHN DEERE	A-5178390	Tie Rod, Short Threaded	1.6 Lbs.
		Dim/Info: A - 4.00" B - M24 x 1.5 RH Thrd.	
KUBOTA	<i>For Models:</i> 4835, 5635, 6635, 7635, TL100, TL70, TL80, TL90		
LANDINI	A-5178378	Tie Rod, Long	7.9 Lbs.
LEYLAND		Dim/Info: A - 35.375" B - 0.950"	
LONG	<i>For Models:</i> 4835, 5635, 6635, 7635, TL100, TL70, TL80, TL90		
MCCORMICK	A-5178665	Tie Rod Assembly	16 Lbs.
	Consists of; 5166136 tube, 5166077 long tie rod, 5109953 short tie rod, 587302 jam nut / M20 X 1 & 4997704 clamp.		
OTHER		<i>For Models:</i> 4835, 5635, 6635, 7635, TL100, TL70, TL80, TL90	
RENAULT	A-5165152	Tie Rod Assembly	12.8 Lbs.
	Consists of: tube w/ end, 5109553 tie rod end & 587302 jam nut.		
SAME		Dim/Info: A - 50.00" B - 1.180"	
VALTRA	<i>For Models:</i> 5700, 6700, 6710, 7700, 7710, 7810, 7910, 8000, 8210, 8530, 8630, 8700, 8730, 8830, 9000, 9700, TW10, TW15, TW20, TW25, TW30, TW35, TW5		
VERSATILE	A-5178665	Tie Rod Assembly	16 Lbs.
	Consists of; 5166136 tube, 5166077 long tie rod, 5109953 short tie rod, 587302 jam nut / M20 X 1 & 4997704 clamp.		
YANMAR		Dim/Info: A - 35.375" B - 0.950"	
ZETOR	<i>For Models:</i> 4835, 5635, TL70, TL80		
SCHWARTZ SPEECO			
	A-ZP0750137050	Tie Rod Assembly (RH)	11.4 Lbs.
	A-ZP0750137049	Tie Rod Assembly (LH)	11.4 Lbs.
			
	A-ZP0501205461	Tie Rod (LH)	8.3 Lbs.
	A-ZP0501205462	Tie Rod (RH)	8.3 Lbs.
		Dim/Info: A - 13.750" B - M24 X 1.5 RH Thread	
	A-ZP0750125010	Ball Joint	3.1 Lbs.
	<i>Replaces:</i> ZP0501205167		
		Dim/Info: A - 8.160" B - M22 X 1.5 RH Thread C - M24 X 1.5 RH Thread	
	<i>For Models:</i> TW15, TW5, 8530, 8630		
	A-ZP0501205309	Tie Rod Assembly (LH)	12.2 Lbs.
	<i>Replaces:</i> 83944527		
	A-ZP0501205310	Tie Rod Assembly (RH)	12.2 Lbs.
	<i>Replaces:</i> 83944528		
			
	A-ZP0501205395	Tie Rod (RH)	7.7 Lbs.
	<i>Replaces:</i> 83959468		
	A-ZP0501205396	Tie Rod (LH)	7.7 Lbs.
	<i>Replaces:</i> 83959467		
		Dim/Info: A - 12.250" B - M28 X 1.5 RH Thread	
	A-ZP0501205394	Ball Joint	4.5 Lbs.
		Dim/Info: A - 9.000" B - M22 X 1.5 RH Thread C - M28 X 1.5 RH Thread	
	<i>For Models:</i> (TW25, TW35, 8530, 8630, 8730, 8830 ALL 1/84-3/92)		
	A-86508662	Tie Rod (LH)	2.5 Lbs.
	<i>Replaces:</i> 86507084		
		Dim/Info: A - 7.500" B - 1.250" 12 LH Thread	
	<i>For Models:</i> (8670, 8770, 8870, 8970 ALL 9/93>)		
	A-E1NN3280AA	Tie Rod, Long	10.74 Lbs.
	<i>Replaces:</i> D5NN3280A		
		Dim/Info: A - 33.062" B - 1.187" w/ 8 cross holes	
	<i>For Models:</i> TW10 REG DUTY SHORT WHL BASE, (8700, 9700 ALL 8/76-78)		
	A-E2NN3280BA	Tie Rod, Long	9.85 Lbs.
		Dim/Info: A - 29.500" B - 1.187" w/ 7 cross holes	
	<i>For Models:</i> (8530, 8630, 8730, 8830, TW15, TW25, TW35, TW5 ALL 8/1983> W/HD WIDE ADJ AXLE)		
	A-E1NN3289AA	Tie Rod, Short	2.94 Lbs.
	<i>Replaces:</i> D5NN3289A, 83906918, 83929289		
		Dim/Info: A - 8.625" B - 1.000" 16 RH Thread	
	<i>For Models:</i> 5700, 6700, 6710, 7700, 7710, 7810, 7910, 8000, 8210, 8530, 8630, 8700, 8730, 8830, 9000, 9700, TW10, TW15, TW20, TW25, TW30, TW35, TW5		

*** Truck icon indicates the item is shipped via truck freight. ***

Front Axle/Steering Parts

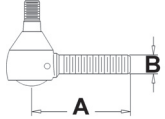
A-E2NN3280AA Tie Rod, Long 11.05 Lbs.



Dim/Info:
A - 33.500"
B - 1.187"
w/ 8 cross holes

For Models: (TW5, TW25, TW35 ALL 8/83 W/HD WIDE ADJ AXLE)

A-E2NN3289BA Short Tie Rod 1.74 Lbs.



Dim/Info:
A - 3.812"
B - 1.000"
16 Thrd.

For Models: TW5 8/83 W/HD WIDE ADJ AXLE

A-D8NN3280DA Tie Rod, Long 12.1 Lbs.



Dim/Info:
A - 36.875"
B - 1.187"
w/ 8 cross holes

For Models: TW10 79-83

A-D8NN3280EA Tie Rod, Long 11.75 Lbs.



Dim/Info:
A - 35.500"
B - 1.187"
w/ 7 cross holes

For Models: TW10, TW30 STD WIDTH ADJ AXLE

A-D8NN3280FA Tie Rod, Long 15.55 Lbs.



Dim/Info:
A - 47.500"
B - 1.187"
w/ 7 cross holes

For Models: (TW10, TW30 ALL WIDE ADJ AXLE)

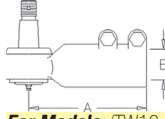
A-D8NN3B624BA Tie Rod, Tube 9 Lbs.



Dim/Info:
A - 49"
B - 1.00"
16 UNS RH Thrd.

For Models: (8530, 8630, 8730, 8830, TW10, TW15, TW20, TW25, TW30, TW35, TW5 ALL Heavy Duty W/ Wide Adjust Front Axle)

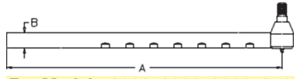
A-ZF0501303028 Steering End, HD 5.73 Lbs.
Replaces: 81927245



Dim/Info:
A - 5.625"
B - M36 x 1.5 RH Thrd.

For Models: (TW10, TW20 ALL 4 WD, ZF - APL3052), (TW30, TW35 ALL 4 WD, ZF - APL3054)

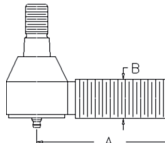
A-5178344 Tie Rod End 12 Lbs.



Dim/Info:
A - 35.50"
B - 1.250"

For Models: 8160, 8260, 8360, 8560, TM115, TM120, TM125, TM130, TM135, TM140, TM150, TM155, TM165

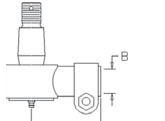
A-5178338 Tie Rod End 17 Lbs.



Dim/Info:
A - 4.625"
B - M32 X 1.5 RH Thrd.

For Models: 8160, 8260, 8360, 8560, TM115, TM120, TM125, TM130, TM135, TM140, TM150, TM155, TM165

A-86018347 Cylinder End 4 Lbs.

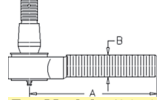


Dim/Info:
A - 3.187"
B - 1.00-16 UN RH Thrd.

For Models: (8670, 8770, 8870, 8970 ALL W/ FWD & Super Steer)

A-86020750 Tie Rod (RH) 5 Lbs.

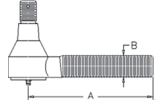
Replaces: 86508663



Dim/Info:
7.250"
1 1/4-12 UNF RH Thrd.

For Models: (8670, 8670A, 8770, 8770A, 8870, 8870A, 8970, 8970A ALL Super Steer)

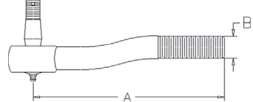
A-86020751 Tie Rod (LH) 5 Lbs.



Dim/Info:
A - 7.250"
B - 1 1/4-12 UNF LH Thrd.

For Models: (8670, 8670A, 8770, 8770A, 8870, 8870A, 8970, 8970A ALL Super Steer)

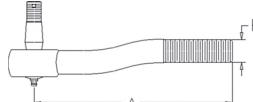
A-86507389 Tie Rod (RH) 6.95 Lbs.



Dim/Info:
A - 12.750"
B - 1.250"
12 UNF RH Thrd.

For Models: (8670, 8770, 8870, 8970 ALL W/ Standard Axle)

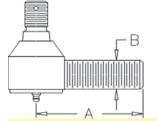
A-86507390 Tie Rod (LH) 7.5 Lbs.



Dim/Info:
A - 12.750"
B - 1.250"
12 UNF LH Thrd.

For Models: (8670, 8770, 8870, 8970 ALL W/ Standard Axle)

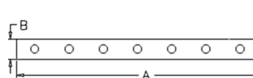
A-86502997 Tie Rod 3.4 Lbs.



Dim/Info:
A - 4.125"
B - 1.125"
12 UNF RH Thrd.

For Models: 8670, 8670A, 8770, 8770A, 8870, 8870A, 8970, 8970A

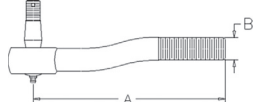
A-86502993 Tie Rod 3 Lbs.



Dim/Info:
A - 15.250"
B - 1.180"

For Models: 8670, 8670A, 8770, 8770A, 8870, 8870A, 8970, 8970A

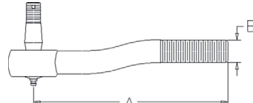
A-86024884 Tie Rod (LH) 7.5 Lbs.



Dim/Info:
A - 12.750"
B - 1.250"
12 UNF LH Thrd.

For Models: (8670, 8770, 8870, 8970 ALL W/ FWD-Standard Steer Only)

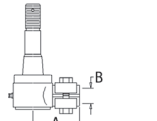
A-86024885 Tie Rod (RH) 6.95 Lbs.



Dim/Info:
A - 12.750"
B - 1.250"
12 UNF RH Thrd.

For Models: (8670, 8770, 8870, 8970 ALL W/ FWD-Standard Steer Only)

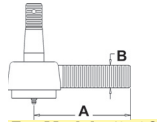
A-86502995 Cylinder End 2 Lbs.



Dim/Info:
A - 1.250"
B - 0.875"
14 UNF RH Thrd.

For Models: 8670, 8670A, 8770, 8770A, 8870, 8870A, 8970, 8970A

A-CAR87031 Tie Rod End (RH) 1.8 Lbs.



Dim/Info:
A - 4.160"
B - 24 x 1.5" mm Thread

For Models: (250C, 260C, 345C, 345D, 445, 445A, 445C, 445D, 450, 455, 455C, 455D, 545, 545A, 545C, 545D, 550, 555, 555A, 555B, 555C, 555D, 575D, 655, 655A, 655C, 655D ALL W/ FWD)

AGCO
ALLIS
CHALMERS
DEUTZ
MASSEY
FERGUSON
WHITE/
OLIVER

CNH

CASE-IH

FORD / NEW
HOLLAND

FIAT

BELARUS

BOBCAT

JCB

JOHN
DEERE

KUBOTA

LANDINI

LEYLAND

LONG

McCORMICK

OTHER

RENAULT

SAME

VALTRA

VERSATILE

YANMAR

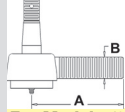
ZETOR

SCHWARTZ
SPEECO

*** Truck icon indicates the item is shipped via truck freight. ***

Front Axle/Steering Parts

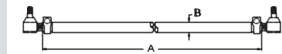
A-CAR88759 Tie Rod End (LH) 1.8 Lbs.
Replaces: CAR41447



Dim/Info:
 A - 4.160"
 B - 24 x 1.5" LH mm Thread

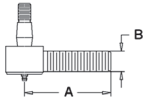
For Models: (250C, 260C, 345C, 345D, 445, 445A, 445C, 445D, 450, 455, 455C, 455D, 545, 545A, 545C, 545D, 550, 555, 555A, 555B, 555C, 555D, 575D, 655, 655A, 655C, 655D, 675D ALL W/FWD)

A-E6NN3280AA Tie Rod Assembly 17 Lbs.



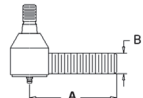
Dim/Info:
 A - 54.060"
 B - 1.440"

A-E6NN3290AA Tie Rod (LH) 2 Lbs.



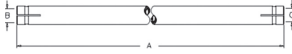
Dim/Info:
 A - 4.250"
 B - 1.000"
 16 UN 2A LH Thread

A-E6NN3289AA Tie Rod (RH) 2 Lbs.



Dim/Info:
 A - 4.250"
 B - 1.00"
 16 UN RH Thread

A-E6NN3282AA Tie Rod Tube 12.8 Lbs.

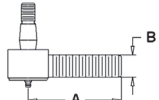


A-E6NN3287AA Tie Rod Clamp 0.4 Lbs.



For Models: (550, 555, 555A, 555B, 655, 655A ALL 1/75-10/88), 455 7/87>

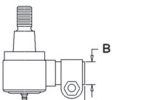
BELARUS A-E6NN3290AA Tie Rod (LH) 2 Lbs.



Dim/Info:
 A - 4.250"
 B - 1.000"
 16 UN 2A LH Thread

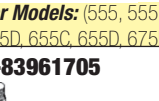
For Models: 455 7/87>, (550, 555, 555A, 555B, 655, 655A ALL 4/87-10/88)

BOBCAT A-E7NN3N981BB Tie Rod 2.2 Lbs.
Replaces: E7NN3N981BA, 81863575



Dim/Info:
 A - 2.875"
 B - 1.100" O.D.

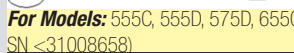
JOHN DEERE A-E7NN3N981BB Tie Rod 2.2 Lbs.



Dim/Info:
 A - 2.875"
 B - 1.100" O.D.


For Models: (555, 555B, 655, 655A ALL 1/88-10/88), (455C, 455D, 555C, 555D, 575D, 655C, 655D, 675D ALL 11/88>)

LEYLAND A-83961705 Tie Rod 11 Lbs.



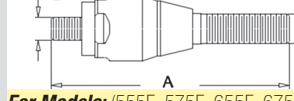
For Models: 555C, 555D, 575D, 655C, 655D, 675D, (555E, 575E, 655E, 675E ALL SN <31008658)

RENAULT A-85805977 Tie Rod 3.9 Lbs.



Dim/Info:
 A - 12.375"
 B - M18 X 1.5 RH Thrd.

SAME A-85805975 Ball Joint, Steering Cylinder 2.2 Lbs.



Dim/Info:
 A - 7.00"
 B - M20 x 1.5 RH Thrd.
 C - M18 x 1.5 RH Thrd.

For Models: (555E, 575E, 655E, 675E ALL SN 31008659>), LB110, LB75, LB90

VALTRA A-85805975 Ball Joint, Steering Cylinder 2.2 Lbs.

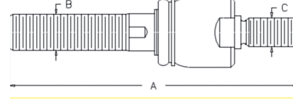
VERSATILE A-85805975 Ball Joint, Steering Cylinder 2.2 Lbs.

YANMAR A-85805975 Ball Joint, Steering Cylinder 2.2 Lbs.

ZETOR A-85805975 Ball Joint, Steering Cylinder 2.2 Lbs.

SCHWARTZ SPEECO A-85805975 Ball Joint, Steering Cylinder 2.2 Lbs.

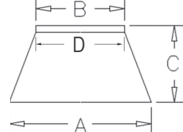
A-85807975 Ball Joint 2.9 Lbs.



Dim/Info:
 A - 8.210"
 B - M24 x 1.5 RH Thrd.
 C - M22 x 1.5 RH Thrd.

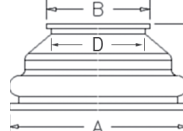
For Models: B115, LB115, LB115B

A-60381 Tie Rod Boot 0.03 Lbs.



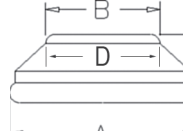
Dim/Info:
 A - 1.710"
 B - 1.070"
 C - 0.920"
 D - 0.625"

A-BT40 Tie Rod Boot 0.05 Lbs.



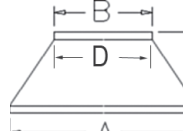
Dim/Info:
 A - 1.875"
 B - 1.140"
 C - 1.165"
 D - 0.640"

A-BT50 Tie Rod Boot 0.01 Lbs.



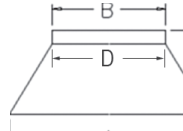
Dim/Info:
 A - 1.42"
 B - 0.87"
 C - 0.52"
 D - 0.50"

A-BT60 Tie Rod Boot 0.03 Lbs.



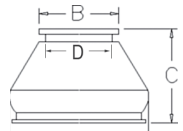
Dim/Info:
 A - 2.09"
 B - 1.10"
 C - 0.91"
 D - 0.75"

A-BT70 Tie Rod Boot 0.03 Lbs.



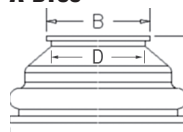
Dim/Info:
 A - 2.32"
 B - 1.32"
 C - 0.97"
 D - 1.00"

A-BT80 Tie Rod Boot 0.01 Lbs.



Dim/Info:
 A - 1.65"
 B - 0.95"
 C - 1.12"
 D - 0.50"

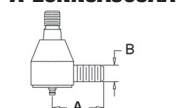
A-BT95 Tie Rod Boot 0.04 Lbs.



Dim/Info:
 A - 2.33"
 B - 1.35"
 C - 1.13"
 D - .6875"

For Models: FITS SEVERAL MODELS

A-E6NN3A303AA Cylinder End 1.1 Lbs.



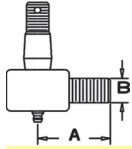
Dim/Info:
 A - 2.120"
 B - 0.687"
 18 RH Thread

For Models: (455, 555, 555A, 555B, 655, 655A ALL 7/87-11/88), (755, 755B ALL 7/87>)

*** Truck icon indicates the item is shipped via truck freight. ***

Front Axle/Steering Parts

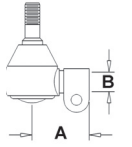
A-D9NN3A303AB Cyl End, Power Steering (Male Thread) 1.04 Lbs.
Replaces: 83901714, 83918928, 83936901, 83958352, C5N-
 N3A303A, D9NN3A303AA, E3NN3A303AA



Dim/Info:
 A - 2.000"
 B - 0.687"
 18 RH Thrd

For Models: 550, 555, 555A, 555B, 655, 655A

A-C5NN3A302B Rod End Ball Joint, Ref. 1 (1) 1.04 Lbs.
 Ball joint end includes: boot, clamp, nut, & zerc.
Replaces: 81802877

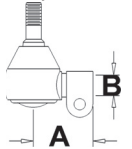


Dim/Info:
 A - 1.875"
 B - 0.437"
 20 F. Thread

A-CLP16 Clamp 0.06 Lbs.

For Models: 2000, 231, 234, 3000, 335, 3600, 4600 AG, 230A AGR, 531 IND

A-CAPN3300A Rod End Ball Joint, Ref. 1 (1) 1 Lbs.
 Ball joint end includes: boot, clamp, nut, & zerc.

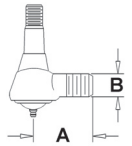


Dim/Info:
 A - 1.875"
 B - 0.500"
 20 F. Thread

A-CLP16 Clamp 0.06 Lbs.

For Models: (335, 3400, 532 ALL AND OTHER LATER SERIES W/DUAL DRAG LINK
 STEERING), 4410 IND, AND OTHER LATER SERIES W/DUAL DRAG LINK STEERING

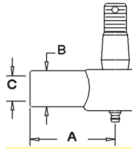
A-E2NN3A540BJ Male Ball Joint 1.06 Lbs.
 Fits A & I cylinders A-E2NN3A540BA, A-D4NN3A540A & A-C5NN3A739G
 -- Not used on OEM cylinders.



Dim/Info:
 A - 2.125"
 B - 0.687"
 18 Thread

For Models: 2000, 230A, 231, 234, 3000, 335, 3400, 3600, 4410, 4600, 531,
 532, 601, 801

A-D9NN3A302AB Cylinder End, Power Steering (Front) 1.09 Lbs.
 D9NN3A302AA, E3NN3A302AA, C5NN3A302D, 83958351, 83936699,
 83918929, 83901713

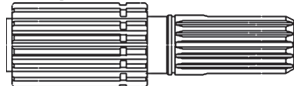


Dim/Info:
 A - 2.370"
 B - 1.000"
 C - 0.687"
 18 RH Thread

For Models: 550, 555, 555A, 555B, 655, 655A

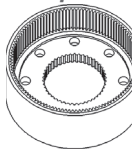
A-83949049 Planetary Hub Shaft 1.35 Lbs.

Replaces: 83946032



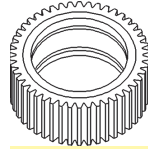
For Models: (5110, 5610, 6610, 7610 ALL W/ APL335 4WD Front Axle)

A-83954879 Ring Gear, Planetary 9.4 Lbs.
Replaces: 83946031



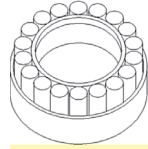
For Models: (5110, 5610, 6610, 7610 ALL W/ APL335 4WD Front Axle)

A-83946053 Gear, Planetary Pinion 1.47 Lbs.



For Models: (5110, 5610, 6610, 7610 ALL W/ APL335 4WD Front Axle)

A-83934020 Bearing, Differential Pinion 0.38 Lbs.
 Axle #: APL325, APL335, APL345, APL350, APL355



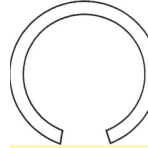
For Models: 5110, 5610, 6610, 6710, 7610, 7710, 7910, 8210, TW15, TW25, TW5

A-83927803 Ring, Differential Retaining 0.02 Lbs.
 Axle #: APL325, APL335, APL345, APL350, APL355



For Models: 5110, 5610, 6610, 6710, 7610, 7710, 7910, 8210, TW15, TW25, TW5

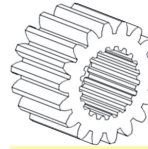
A-83961190 Angle Ring, Differential 0.03 Lbs.
 Axle #: APL325, APL335, APL345, APL350, APL355



For Models: 5110, 5610, 6610, 6710, 7610, 7710, 7910, 8210, TW15, TW25, TW5

A-ZP1927563 Gear, Sun 0.44 Lbs.
 APL 1351

Replaces: 81927563



Dim/Info:
 Teeth: 18

For Models: (5600, 5700, 6600, 6600C, 66000, 6700 ALL FWD)

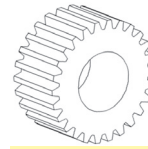
A-ZP1927573 Shaft, Axle MFWD (APL1351 MFWD Axle) 10.5 Lbs.



For Models: 5600, 5700, 6600, 6600C, 66000, 6700

A-ZP1927562 Gear, Planet 1 Lbs.
 APL01351

Replaces: 81927562

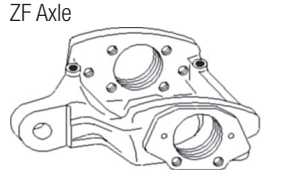


Dim/Info:
 Teeth: 26

For Models: (5600, 5700, 6600, 6600C, 66000, 6700 ALL FWD)

A-83953218 Hub Carrier (LH) 23.55 Lbs.

A-83953219 Hub Carrier (RH) 23.86 Lbs.
 ZF Axle



For Models: (5600, 5700, 6600, 6700 ALL W/ 4WD - APL1351)

AGCO
 ALLIS
 CHALMERS
 DEUTZ
 MASSEY
 FERGUSON
 WHITE/
 OLIVER

CNH

CASE-IH

FORD / NEW
 HOLLAND

FIAT

BELARUS

BOBCAT

JCB

JOHN
 DEERE

KUBOTA

LANDINI

LEYLAND

LONG

McCORMICK

OTHER

RENAULT

SAME

VALTRA

VERSATILE

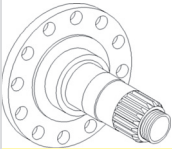
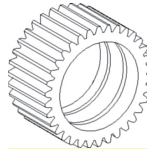
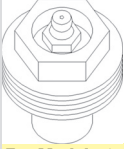

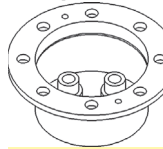

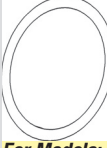
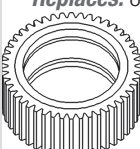
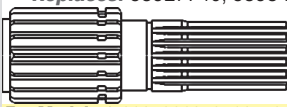
YANMAR

ZETOR

SCHWARTZ
 SPEECO

*** Truck icon indicates the item is shipped via truck freight.***

Front Axle/Steering Parts

AGCO ALLIS CHALMERS DEUTZ MASSEY FERGUSON WHITE/ OLIVER	A-81927860	Shaft, Hub Carrier	7.12 Lbs.		A-83985466 ZF Axle	Gear, Planetary	1.06 Lbs.				
	<i>For Models:</i> (5600, 5700, 6600, 6700 ALL W/ 4WD - APL1351)					<i>For Models:</i> 6710 W/ 4WD - APL345, 6710 W/ 4WD - APL350, (7610, 7710 ALL W/ 4WD - APL345), (7710, 7910, 8210 ALL W/ 4WD - APL350), TW15 W/ 4WD - APL345, TW15 W/ 4WD - APL355, (TW25, TW5 ALL W/ 4WD - APL345), TW5 W/ 4WD - APL355					
	A-81927576	Pin, Hub	0.93 Lbs.				A-83953241		Gear, Planetary Gear	7.94 Lbs.	
CNH CASE-IH FORD / NEW HOLLAND FIAT	<i>For Models:</i> (5600, 5700, 6600, 6700 ALL W/ 4WD - APL1351)					<i>For Models:</i> 7610 W/ 4WD - APL345					
	A-81927571	Axle Shaft	3.91 Lbs.			A-E1NN1N045AA	Planetary Carrier	25.41 Lbs.			
	<i>For Models:</i> 5600, 5700, 6600, 6600C, 6600O, 6700					<i>Replaces:</i> 83927791					
BELARUS BOBCAT JCB JOHN DEERE KUBOTA LANDINI LEYLAND LONG McCORMICK OTHER RENAULT SAME VALTRA VERSATILE YANMAR ZETOR	A-ZP4468358031	Hub Carrier (LH)	23.55 Lbs.		A-E1NN1N050AA	Gasket, Hub Cover	0.02 Lbs.				
	<i>Replaces:</i> ZP1927584					<i>Dim/Info:</i> sold in multiples of 2					
	A-ZP4468358032	Hub Carrier (RH)	23.86 Lbs.				<i>For Models:</i> 5110, 5610, 5900, 6410 (UK), 6610, 6610O, 6710, 6810, 7410, 7610, 7610O, 7710, 7910, 8210				
<i>Replaces:</i> ZP1927585					<i>For Models:</i> (5610, 6610, 6710, 7610, 7710, 7910, 8210 ALL W/ APL325 Front Axle)						
A-E1NN3125AA	Pivot Pin Seal	0.02 Lbs.			A-E1NN1N050AA	Gasket, Hub Cover	0.02 Lbs.				
<i>For Models:</i> 5600, 5700, 6600, 6600C, 6600O, 6700					<i>Dim/Info:</i> sold in multiples of 2						
<i>For Models:</i> 5610, 6610, 6710, 7610, 7710, 7910, 8210 ALL W/ APL325 Front Axle)					<i>For Models:</i> (5610, 6610, 6710, 7610, 7710, 7910, 8210 ALL w/ APL325), (5110, 5610, 6610, 7610 ALL w/ APL335)						
A-83934470	Gear, Differential Pinion	1.07 Lbs.			A-ZP0750117167	Bearing, Differential	3.04 Lbs.				
<i>Replaces:</i> 83927872					<i>For Models:</i> 7910, 8210						
<i>For Models:</i> (5610, 6610, 6710, 7610, 7710, 7910, 8210 ALL W/ APL325 Front Axle)					<i>For Models:</i> 7910, 8210						
A-E1NN3A328AB	Shaft, Differential Hub	1.08 Lbs.			A-ZP0730260617	Bushing, Half Shaft	0.15 Lbs.				
<i>Replaces:</i> 83927740, 83934903					<i>For Models:</i> 7910, 8210						
<i>For Models:</i> (5610, 6610, 6710, 7610, 7710, 7910, 8210 ALL W/ APL325 4WD AXLE)					<i>For Models:</i> 5110, 5610, 6410 (UK), 6610, 6610O, 6710, 6810, 7410, 7610, 7610O, 7710, 7910, 8210 ALL w/ ZF Axles)						
A-83927789	Gear, Planetary Carrier	7.52 Lbs.			A-ZP0730260616	Bushing, Half Shaft	0.12 Lbs.				
<i>For Models:</i> (5610, 6610, 6710, 7610, 7710, 7910, 8210 ALL W/ APL325 4WD FRONT AXLE)					<i>For Models:</i> 5110, 5610, 6410 (UK), 6610, 6610O, 6710, 6810, 7410, 7610, 7610O, 7710, 7910, 8210 ALL w/ ZF Axles)						

*** Truck icon indicates the item is shipped via truck freight. ***

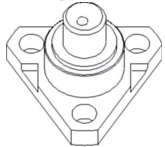
Front Axle/Steering Parts

A-ZP0750110133 Seal, Half Shaft 0.08 Lbs.
Replaces: 83961163, 83956841



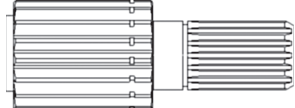
For Models: 5110, 5610, 6410 (UK), 6610, 66100, 6710, 6810, 7410, 7610, 76100, 7710, 7910, 8210 ALL w/ ZFAxles)

A-ZP4472351239 Pin, Hub 1.23 Lbs.
Replaces: E1NN3B626AA, 83927640, 83946561



For Models: 5110, 5610, 5900, 6410 (UK), 6610, 66100, 6710, 6810, 7410, 7610, 76100, 7710, 7910, 8210

A-83934013 Planetary Sun gear 1.82 Lbs.
 C Clip groove 54mm from small end of shaft



For Models: (TW5, TW15, TW25 ALL 4wd w/ APL345), (7910, 8210 ALL 4wd w/ APL350)

A-E2NN3125BA Oil Seal; 4 Per / Package 0.1 Lbs.



Dim/Info:
 sold in multiples of 4

For Models: (5600, 5700, 6600, 6700 ALL W/ APL1351 FWD AXLE), (5110, 5610, 6610, 7610 ALL W/ APL335 FWD AXLE), (TW15, TW25, TW5 ALL W/ APL345 FWD AXLE)

A-83946009 Oil Seal; 2 Per / Package 0.1 Lbs.
Replaces: 83933891, 81927373



Dim/Info:
 sold in multiples of 2

For Models: (5110, 5610, 6610, 7610 ALL w/ APL335 4WD), (TW5, TW15, TW25 ALL w/ APL345 4WD), (5600, 5700, 6600, 6700 ALL w/ APL1351 4WD)

A-85807964 Oil Seal, Front Axle, Drive Shaft 0.1 Lbs.



For Models: 8210 W/ CAR709 Front Axle, (8240, 8340 ALL W/ CAR709HD Front Axle), (5610, 6640, 7740, 7840 ALL W/ CAR709S2 Front Axle)

A-ZP0750110044 Oil Seal, Front Axle, Pinion Input Shaft 0.12 Lbs.



For Models: TW25, TW5, 6710, 7610, 7710, 7910, 8210

A-ZP0750110134 Oil Seal, Hub Carrier, Drive Shaft 0.15 Lbs.



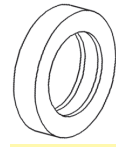
For Models: TW15, TW25, TW5, 5110, 5610, 6610, 6710, 7610, 7710, 7910, 8210

A-ZP0750110156 Oil Seal, Front Axle, Hub 0.1 Lbs.



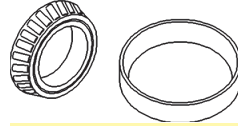
For Models: TW15, TW25, TW5, 6710, 7610, 7710, 7910, 8210

A-ZP1927263 Oil Seal, Front Axle, Hub Carrier 0.1 Lbs.



For Models: TW10, TW20, TW30, TW35

A-ZP0750117306 Pivot Pin Bearing 0.28 Lbs.



For Models: 5610, 6610, 6710, 7610, 7710, 7910, 8210

A-5194198* Cross & Bearing Kit 0.7 Lbs.
Replaces: 100546A1, 1537634C1, 324210A1, CAR40872



For Models: (3230, 3430, 3930, 4130, 4630, 4830, 5030, TN60VA, TN65V, TN70VA, TN75V, TN75VA, TN95VA ALL W/ MFWD)

A-9962244* Spider & Bearing Assembly 1.2 Lbs.
Replaces: 9959678



For Models: (3830, 5530, 6530, 7530, TD75D, TD95D ALL MFWD)

A-7533624* Cross & Bearing Kit 1 Lbs.
Replaces: 9956514, 9959898, 9926504, 9756514, 9921225



For Models: 4030, 4230, 4430, TT55, TT65, TT75

A-83958381* Cross & Bearing Kit 1.65 Lbs.



For Models: 6710 W/ APL345/350 MFWD Axle 4/1984-2/1987, 7610 W/ APL345/350 MFWD Axle 4/1985-4/1987, 7710 W/ APL345/350 MFWD Axle 4/1984-2/1987, (7910, 8210, TW5, TW15, TW25 ALL W/ MFWD)

A-83930383* Cross & Bearing Kit 1 Lbs.



Dim/Info:
 27 MM X 75 MM

For Models: 4610 W/ Carraro AE1-121, 149, 159, 169 Or AE2-169 4WD Front Axle, (5110, 5610, 6410, 6610, 6810 ALL W/ Carraro CAR709 4WD Front Axle)

AGCO
 ALLIS
 CHALMERS
 DEUTZ
 MASSEY
 FERGUSON
 WHITE/
 OLIVER

CNH

CASE-IH

FORD / NEW
 HOLLAND

FIAT

BELARUS

BOBCAT

JCB

JOHN
 DEERE

KUBOTA

LANDINI

LEYLAND

LONG

McCORMICK

OTHER

RENAULT

SAME

VALTRA

VERSATILE

YANMAR

ZETOR

SCHWARTZ
 SPEECO

*** Truck icon indicates the item is shipped via truck freight.***

Front Axle/Steering Parts

A-E3NN4635AA Universal Joint 34 mm X 97 mm 1.02 Lbs.
Replaces: ZP1927603, ZP1927831, 83934998, 81927603, 81927831

For Models: 5110, 5600, 5610, 5700, 6600, 6600C, 66000, 6610, 66100, 6700, 6710, 6810, 7600, 7600C, 7610, 76100, 7700, 7710, 7910, 8210, 8530, 8630, 8730, 8830, TW10, TW15, TW20, TW25, TW30, TW35, TW5

A-83959516* Cross & Bearing Kit 1.6 Lbs.



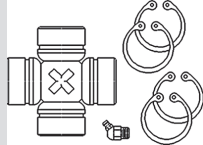
For Models: (5110, 5610, 5610S, 6410, 6610, 66100, 6610S, 6810, 6810S, 7010, 7610, 76100, 7610S, 7710, 7810, 7810S, 7910, 8010, 8210, ALL W/ MFWD)

A-ZP7029457210 Universal Joint 1 Lbs.



For Models: 5110, 5610, 6610, 7610

A-CAR116859 Universal Joint 1.14 Lbs.
Replaces: CAR041121, ZP1927841, CAR96867, 87760752, 81927841, 83934724, 83930362




For Models: (4600, 4610 ALL W/ Carraro AE2-169 Axles), (5110, 5610, 6410, 6610, 6810, 7610, 7710, 7810, 7910, 8210 ALL W/ Carraro CAR709 Axles), (5600, 5700, 6600, 6700 ALL W/ ZF APL1351 Axles)

A-ZP7029457404* Cross & Bearing Kit 1.02 Lbs.
Replaces: 83961171, ZP0501206060, 83956475



For Models: (7610, 7710 ALL W/ MFWD Axle), (7910, 8210 ALL W/ APL350 MFWD Axle), (TW15, TW25, TW5 ALL W/ APL345 MFWD Axle)

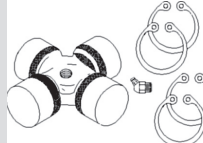
A-E8TZ4635A Universal Joint, Front Axle 1.8 Lbs.



Dim/Info:
1.189" X 4.193"


For Models: (8530, 8630, 8670, 8730, 8770, 8830, 8870, 8970 ALL W/ 4WD Front Axle)

A-ZP0501205339* Cross & Bearing Kit 2.01 Lbs.
Replaces: 83956479



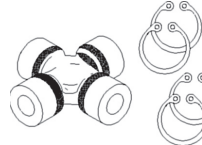
For Models: (8730, 8830, TW25, TW35 ALL W/ APL365 MFWD Axle)

A-9968059 Universal Joint, MFD Axle Shaft 1 Lbs.
Replaces: CAR40825, 144465A1



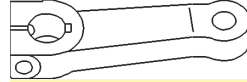
For Models: (250C, 260C ALL 5/1/1990->), (345C, 345D, 445C, 445D, 455C, 545C, 545D ALL 5/1/1993 Unit Code 3E11), (555C, 555D ALL 5/1/1993->), 555E 11/1/1991-10/31/1994, 575D 5/1/1993->, 575E 1/1996->, (655C, 655D ALL 5/1/1993->), 655E 1/1996->, 6640 11/1991-10/31/1994, 675D 5/1/1993->, 675E 1/1996->, 7740 11/1/1991-10/31/1994, (7840, 8240, 8340 ALL 11/1/1991-12/31/1994), (LB75, LB75CP ALL Chassis # D4583)

A-85807283* Cross & Bearing Kit 1 Lbs.
Replaces: 247543A1, 337260A1



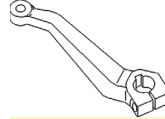
For Models: 555E, 575E, 655E, 675E, B110, B95, B95LR, B95TC, LB110.B, LB75, LB75.B, LB75CP, LB90.B

A-SBA334520190 Steering Arm (RH) 1.32 Lbs.



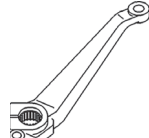
For Models: 1200 1/79> 2WD, (1110, 1210 ALL 1983-8/86 2WD)

A-SBA334520740 Steering Arm (RH) 2.12 Lbs.



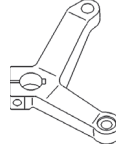
For Models: (1300, 1500 ALL W/ ADJUSTABLE AXLE 1/79> 2WD), (1310, 1510 ALL 1/83> 2WD)

A-SBA334520250 Steering Arm (RH) 2 Lbs.



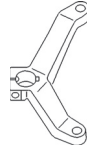
For Models: (1700, 1900 ALL 1/79> 2WD), (1710, 1910, 2110 ALL 1/83> 2WD)

A-SBA334522950 Steering Arm (LH) 2.2 Lbs.



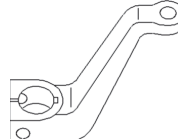
For Models: 1110 SN UB02393> 9/86> 2WD, 1210 SN UC09506> 9/86> 2WD

A-SBA334524990 Steering Arm (LH) 2.3 Lbs.



For Models: (1120, 1220 ALL W/ FIXED & ADJUSTABLE AXLE 1/87> 2WD), 1215 W/ FIXED AXLE 1/87> 2WD, TC18 W/ FIXED AXLE 7/98> 2WD

A-SBA334525000 Steering Arm (RH) 1.6 Lbs.



For Models: (1120, 1220 ALL W/ FIXED & ADJUSTABLE AXLE 1/87>), 1215 W/ FIXED AXLE 1/87>, TC18 W/ FIXED AXLE 7/98> 2WD

*** Truck icon indicates the item is shipped via truck freight. ***

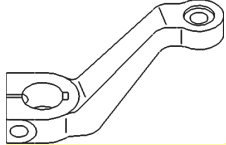
Front Axle/Steering Parts

A-SBA334524230 Steering Arm (LH) 3.46 Lbs.



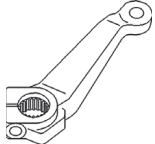
For Models: (1120, 1220 ALL W/ FIXED AXLE 11/89> 2WD)

A-SBA334524260 Steering Arm (RH) 1.88 Lbs.



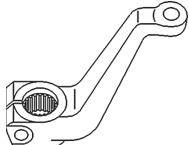
For Models: (1120, 1220 ALL W/ FIXED AXLE 11/89>)

A-SBA334521670 Steering Arm (RH) 3.54 Lbs.



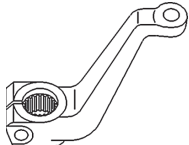
For Models: 2110 W/ POWER STEERING & 72" AXLE 1/83> 2WD

A-SBA334523060 Steering Arm (RH/LH) 3.74 Lbs.



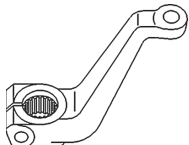
For Models: (1720, 1920 ALL 1/87> 2WD)

A-SBA334523520 Steering Arm (RH/LH) 3.64 Lbs.



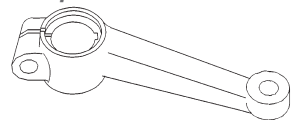
For Models: 3415 1/87> 2WD

A-SBA334524880 Steering Arm 1.5 Lbs.



For Models: TC30 RH, 1715 RH 1/93> 2WD, (1320, 1520, 1620 ALL RH/LH 1/87> 2WD), (1530, 1630, 1725 ALL RH/LH 10/96> 2WD), (TC25, TC29, TC33 ALL RH/LH 9/98> 2WD)

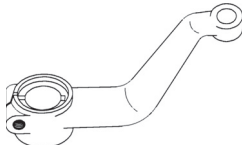
A-310799 Steering Arm 1.96 Lbs.
Replaces: 957E3130



For Models: DEXTA, NAA(JUBILEE), 8N, 2100, 2600, 3100, 3600, 4100, 600, 700, 800, 900

A-C5NN3130C Steering Arm (RH) 3.33 Lbs.

A-C5NN3131C Steering Arm (LH) 3.3 Lbs.



For Models: 4000, 4100, 4330, 4340

A-D4NN3131C Steering Arm (LH) 8.86 Lbs.



For Models: 4600 W/PS

A-D6NN3N670A Center Steering Arm 12.12 Lbs.



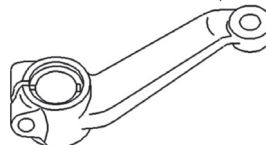
For Models: (5600, 6600, 7600 ALL W/PS, 75-81), (5610, 6610, 7610 ALL W/PS, 81-3/85), (5000, 7000 ALL W/PS, 9/70-75), (5100, 7100 ALL W/PS, 9/70>)

A-C7NN3590A Steering Pitman Arm 7.46 Lbs.



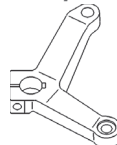
For Models: 4100 8/1970-1975 W/ POWER STEERING, 4600 1975-1981 W/ POWER STEERING

A-C5NN3130J Steering Arm (RH) 4.44 Lbs.
Used w/ A-D2NN3105C, A-C5NN3105M, A-C7NN3105D



For Models: 5000, 5600, 5610, 6600, 6610, 7000, 7600, 7700

A-C5NN3131J Steering Arm (LH) 7.6 Lbs.
Used w/ C5NN3106J & D2NN3106 spindles.
Replaces: C5NN3131B



For Models: 5000, 5600, 5610, 6600, 7000, 7600, 7700

A-E3NN3130AA Steering Arm (RH) 4.16 Lbs.
Tie rod attaches to top of steering arm.

A-E3NN3131AA Steering Arm (LH) 4.12 Lbs.



For Models: (5100, 5110, 5600, 5610, 5900, 6410, 6600, 6610, 6810, 7100, 7600, 7610 ALL W/PS)

A-C5NN3130A Steering Arm (RH) 3.74 Lbs.
Tie rod attaches to bottom of steering arm.

A-C5NN3131A Steering Arm (LH) 3.46 Lbs.



For Models: (5100, 5600, 5610, 5900, 6600, 6610, 7100, 7600, 7610 ALL W/PS)

AGCO
ALLIS
CHALMERS
DEUTZ
MASSEY
FERGUSON
WHITE/
OLIVER

CNH

CASE-IH

FORD / NEW
HOLLAND

FIAT

BELARUS

BOBCAT

JCB

JOHN
DEERE

KUBOTA

LANDINI

LEYLAND

LONG

McCORMICK

OTHER

RENAULT

SAME

VALTRA

VERSATILE

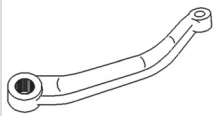







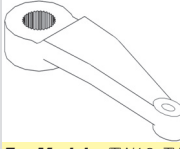

YANMAR

ZETOR

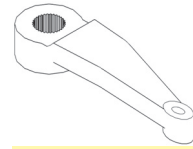
SCHWARTZ
SPEECO

*** Truck icon indicates the item is shipped via truck freight.***

Front Axle/Steering Parts

AGCO ALLIS CHALMERS	A-C5NN3590A Steering Pitman Arm 6.06 Lbs.		
	For Models: (5100, 5110, 5600, 5610, 5900, 6410, 6600, 6610, 7100, 7600 ALL W/MAN STRG)		
DEUTZ MASSEY FERGUSON	A-D5NN3130C Steering Arm (RH) 7.06 Lbs.		Dim/Info: 39 Spline
	For Models: (5700, 6700, 6710, 7700, 7710, 8700, 9700 ALL W/LONG WHEEL BASE)		
WHITE/ OLIVER	A-D5NN3131B Steering Arm (LH) 11.2 Lbs.		Dim/Info: 39 Spline
	For Models: (TW15, TW25, TW5, 5700, 6700, 6710, 7700, 7710, 8700, 9700 ALL W/LONG WHEEL BASE)		
CNH	A-D5NN3130B Steering Arm (RH) 9 Lbs.		Dim/Info: 39 Spline
CASE-IH	A-D5NN3131C Steering Arm (LH) 7.12 Lbs.		Dim/Info: 39 Spline
FORD / NEW HOLLAND	A-D5NN3130B Steering Arm (RH) 9 Lbs.		Dim/Info: 39 Spline
	For Models: (TW10, TW20, 5700, 6700, 6710, 7700, 7710, 8200, 8700, 9700 ALL W/SHORT WHEEL BASE)		
FIAT	A-D5NN3131C Steering Arm (LH) 7.12 Lbs.		Dim/Info: 39 Spline
BELARUS	A-D2NN3131B Steering Arm (LH) 4.3 Lbs.		Replaces: C9NN3131A
BOBCAT	A-D2NN3130A Steering Arm (RH) 4.3 Lbs.		
JCB	A-E9NN3130BA Steering Arm (RH) 6.66 Lbs.		
JOHN DEERE	A-E9NN3131BA Steering Arm (LH) 6.7 Lbs.		
KUBOTA	A-D8NN3130HA Steering Arm (RH) 7.08 Lbs.		Dim/Info: 39 Spline
LANDINI	A-D8NN3131GA Steering Arm (LH) 11.06 Lbs.		Dim/Info: 39 Spline
LEYLAND	For Models: (8240, 8340)		
LONG	For Models: (8000, 8600, 9000, 9600)		
McCORMICK	For Models: (8240, 8340)		
OTHER	For Models: (8240, 8340)		
RENAULT	For Models: (8240, 8340)		
SAME	For Models: (8240, 8340)		
VALTRA	For Models: (8240, 8340)		
VERSATILE	For Models: (8240, 8340)		
YANMAR	For Models: (8240, 8340)		
ZETOR	For Models: (8240, 8340)		
SCHWARTZ SPEECO	For Models: (8240, 8340)		

A-D8NN3130GC Steering Arm (RH) 7.18 Lbs.



Dim/Info:
42 Spline

For Models: (TW10, TW20, TW30 ALL W/HVY DUTY AXLE)

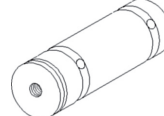
A-D8NN3131JA Steering Arm (LH) 11.06 Lbs.



Dim/Info:
42 Spline

For Models: (TW10, TW20, TW30 ALL W/HVY DUTY AXLE)

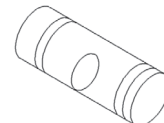
A-D1NN3N703A Shaft, Center Arm 1.52 Lbs.



Dim/Info:
1.494" O.D.
3.900" Long

For Models: 4400, 4500, 5100, 5340, 535, 7100

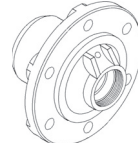
A-C5NN3N703C Center Arm Steering Shaft 2 Lbs.



Dim/Info:
1.494" O.D.
4.310" Long

For Models: 5000, 7000

A-86511582 Hub, Front Wheel 11.98 Lbs.
Hub uses WBKFD1 wheel bearing kit.

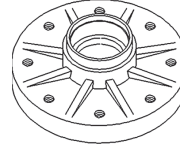


A-NT12 Nut, Front Wheel 0.06 Lbs.
Wheel nuts sold in lots of 10, priced per bolt.

A-957E1139 Cap, Hub 0.42 Lbs.

For Models: NAA(JUBILEE), 8N

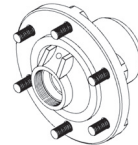
A-E1NN1104AA Hub, Front Wheel 24.5 Lbs.



A-WBKFD7 Wheel Bearing Kit 2.19 Lbs.

For Models: TW10, TW15, TW20, TW25, TW30, TW35, TW5, 8530, 8630, 8730, 8830

A-C9NN1104F Hub, Front Wheel w/ Stud Bolts 14.5 Lbs.
Hub uses either WBKFD3 or WBKFD4 whl brg kit depending on spindle.



A-NT12 Nut, Front Wheel 0.06 Lbs.
Wheel nuts sold in lots of 10, priced per bolt.

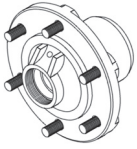
A-957E1139 Cap, Hub 0.42 Lbs.

For Models: DEXTA, 2000, 2100, 2300, 2600, 2910, 3000, 3100, 3300, 3600, 3910, 4100, 4140, 501, 600, 700, 800, 900, (231, 531 ALL ORCHARD), 4000 55-64 USA BUILT, ORCHARD, 3900 76-81, (2610, 3610 ALL 76-81 WITHOUT CAB)

*** Truck icon indicates the item is shipped via truck freight. ***

Front Axle/Steering Parts

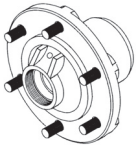
A-C9NN1104E Hub, Front Wheel w/ Stud Bolts 14.36 Lbs.
Hub uses WBKFD5 wheel bearing kit.



A-NT12 Nut, Front Wheel 0.06 Lbs.
Wheel nuts sold in lots of 10, priced per bolt.

A-957E1139 Cap, Hub 0.42 Lbs.
For Models: 601, 801, 2100, 2310, 2610, 2810, 2910, 3055, 3230, 3610, 3910, 3930, 4000, 4100, 4110, 4130AP, 4130N, 4410SU, 4600, 4610, 4610N, 4610SU 1981->. 4630

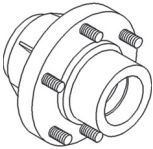
A-C9NN1104D Hub, Front Wheel w/ Stud Bolts 13.42 Lbs.
Hub uses A-WBKFD6 wheel bearing kit.



A-NT12 Nut, Front Wheel 0.06 Lbs.
Wheel nuts sold in lots of 10, priced per bolt.

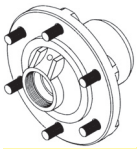
A-C5NN1130A Cap, Hub 0.64 Lbs.
For Models: 5000, 5100, 5110, 5200, 5600, 5610, 5640, 5700, 5900, 6410, 6600, 6610, 6640, 6700, 6710, 6810, 7000, 7600, 7610, 7700, 7710, 7740, 7810, 7840, 7910, 8210, 7100 FOR LH SPINDELS ONLY

A-313020 Hub, Front Wheel (6 Bolt) 12.56 Lbs.
Uses A-249127 hub cap available from A & I.



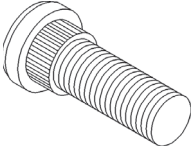
A-WBKFD7 Wheel Bearing Kit 2.19 Lbs.
For Models: TW10, TW15, TW20, TW25, TW35, TW5, 2030, 245C, 250C, 260C, 340B, 345D, 3500, 3550, 3910, 420, 4400, 4410, 445, 445A, 445C, 445D, 450, 4500, 4610, 5100, 5110, 515, 5200, 532, 540, 540B, 545, 545A, 5600, 5610, 5700, 5900, 6000, 6410, 6600, 6600C, 6610, 6700, 6710, 6810, 7100, 7200, 7410, 7600, 7600C, 7610, 7700, 7710, 8000, 8240, 8340, 8700, 9000, 9700, 4030 JAN-62, 340 25/27, (5000, 7000 ALL 63-75 FOR USE W/ 10:00X16 TIRES.), 3400 65/74

A-5166086 Hub, Front Wheel 15.72 Lbs.



For Models: (3430, 3930, 3930H, 3930N, 3930NO, 4130, 4130N, 4130NO, 4630, 4630D, 4630NO, 4830D, 5030 ALL JUN-94), (4835, 5635, 6635, 7635 ALL 96)

A-SD12 Stud, Front Wheel 0.12 Lbs.
Wheel studs sold in lots of 10, priced per bolt.



Dim/Info:
Knurl .612" X .675" Long
.500" x 1.500"
Thread 1.500" Long
.500"-20 Thread Size
sold in multiples of 10

For Models: 495, 995

A-SD58A Stud Bolt, 5/8" X 2" (10/ Pack) 0.22 Lbs.



Dim/Info:
sold in multiples of 10

For Models: FITS SEVERAL MODELS

AGCO
ALLIS
CHALMERS
DEUTZ
MASSEY
FERGUSON
WHITE/
OLIVER

CNH

CASE-IH

FORD / NEW
HOLLAND

FIAT

BELARUS

BOBCAT

JCB

JOHN
DEERE

KUBOTA

LANDINI

LEYLAND

LONG

McCORMICK

OTHER

RENAULT

SAME

VALTRA

VERSATILE

YANMAR

ZETOR

SCHWARTZ
SPEECO

*** Truck icon indicates the item is shipped via truck freight.***



Front Axle/Steering Parts

Wheel Bearing Kits

	Part Number	Inner Cone	Inner Cup	Outer Cone	Outer Cup	Seal	Sleeve	Application
AGCO	A-WBKFD1	A-CBPN1200A A-15118	A-86609936 A-15250	A-86609935 A-09074	A-86576860 A-09196	A-86577043 A-NCA1190A	**	9N, 2N 39-47, 8N 48-52, NAA(JUBILEE) 53-54
ALLIS CHALMERS	A-WBKFD2	A-CBPN1200B A-15123	A-8A1201B A-15245B	A-8A1201A A-09067	A-8A1216A A-09195	A-8A1217A A-NCA1190A	**	(2000, 4000, 600, 700, 800, 900 ALL 55-64 USA BUILT)
DEUTZ	A-WBKFD3	A-CBPN1200C A-LM67048	A-36726 A-LM67010	A-36723 A-LM11949	A-36724 A-LM11910	A-36725 A-NCA1190A	**	(2000, 4000, 600, 700, 800, 900 ALL 55-64 USA BUILT)
MASSEY FERGUSON	A-WBKFD4	A-EHPN1200E A-LM67048	A-36726 A-LM67010	A-36723 A-LM11949	A-36724 A-LM11910	A-36725 A-957E1190A	**	DEXTA, SUPER DEXTA, 2000, 2300, 2600, 3300, 3600, 3610, 3900, 4100, (231, 4000, 531 ALL ORCHARD), (3910, 4110 ALL 1981), 3000 65-75, 2610 76-81 WITHOUT CAB
WHITE/ OLIVER	A-WBKFD5	A-48977 A-LM48548	A-48976 A-LM48510	A-36724 A-LM11949	A-36725 A-LM11910	A-310195	**	2310, 2610, 2910, 3610, 3910, 3930, 4100, 4110, 4130AP, 4130N, 4410SU, 4600, 4610, 4610N, 4630, 4610SU 1981->, 4000 65-75 EXC VINYARD
CNH	A-WBKFD6	A-67370 A-LM501349	A-67371 A-LM501310	A-63680 A-M12649	A-84349 A-M12610	A-E0NN1190AA	**	5100, 5110, 5600, 5610, 5640, 5700, 5900, 6410, 6600, 6610, 6640, 6810, 7600, 7610, 7700, 7740, 7840, 7100 FOR LH SPINDELS ONLY, (6700, 6710, 7710 ALL LOW OR HIGH CLEARANCE), (5000, 7000 ALL 65-75 NOT FOR USE W/10.00X16 TIRES)
CASE-IH	A-WBKFD7	A-512725 A-25590	A-312518 A-25521	A-312520 A-2474	A-312548 A-2420		**	TW10, TW15, TW20, TW25, TW35, TW5, 5700, 6700, 7700, 8000, 8240, 8340, 8600, 8700, 9000, 9600, 9700, (5000, 5100, 5600, 6600, 7000, 7100, 7600 ALL 63-75 FOR USE W/ 10:00X16 TIRES.)
FORD / NEW HOLLAND	A-WBKFD8	A-174127 A-B75	A-174125 A-3720	A-41480 A-2788	A-41479 A-2720		**	TW10, TW20, TW30, TW35, TW5, 8000, 8530, 8630, 8700, 8730, 8830, 9700
FIAT	A-VPJ2201						**	MAJOR, POWER MAJOR, SUPER MAJOR

BELARUS

BOBCAT

JCB

JOHN
DEERE

KUBOTA

LANDINI

LEYLAND

LONG

McCORMICK

OTHER

RENAULT

SAME

VALTRA

VERSATILE

YANMAR

ZETOR

SCHWARTZ
SPEECO

** Sleeves are not included in this wheel bearing kit.

Front Axle/Steering Parts

A-83948358 Seal, Front Wheel 0.21 Lbs.

Replaces: D2NN1190A, 312523, E4NN1190AA

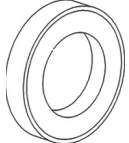


Dim/Info:
2.250" I.D.
3.376" O.D.
.375" Wide

For Models: 2000 <1965, 2030, 2130, 250C, 260C, 3000, 3400, 4000, 4030, 4040, 4120, 4121, 4130, 4140, 420, 4400, 4410, 5000, 5100, 5110, 5190, 5200, 532, 5600, 5610, 5640, 5900, 6000, 6410, 6610, 6640, 6700, 6710, 6810, 7000, 7010, 7100, 7200, 7410, 7600, 7610, 7700, 7710, 7740, 7840, 8000, 8010, 8200, 8240, 8340, 8400, 8530, 8600, 8630, 8700, 8730, 8830, 9000, 9200, 9600, 9700, TW10, TW20, TW25, TW30, TW35, TW5, 1801, 1811, 1821, 1841, 1871, 1881, 335, 340, 345C, 345D, 3500, 3550, 445, 450, 4500, 455, 515.

A-E1ADDN3123 Bearing, Thrust Spindle 0.82 Lbs.

Replaces: 81816723, E27N3123B



For Models: MAJOR, POWER MAJOR, SUPER MAJOR

A-C0NN3123B Bearing, Thrust Spindle 0.3 Lbs.



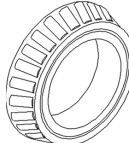
For Models: 2300, 3300, 9N, (231, 531 ALL ORCHARD), 2N 39-47, 8N 48-52, NAA(JUBILEE) 53-54, (600, 700, 800, 900 ALL 55-64 USA BUILT), 4000 55-64 USA BUILT, ORCHARD, (3900, 4100 ALL 76-81), (2610, 3610 ALL 76-81 WITHOUT CAB), (2600, 3600 ALL 76-81, VINYARD)

A-C0NN3A299A Bearing, Thrust Spindle 0.42 Lbs.



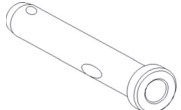
For Models: TW10, TW15, TW20, TW25, TW30, TW35, TW5, 5000, 5100, 5110, 5600, 5610, 5640, 5700, 5900, 6410, 6600, 6610, 6640, 6700, 6710, 6810, 7000, 7100, 7600, 7610, 7700, 7710, 7740, 7840, 8000, 8240, 8340, 8530, 8630, 8700, 8730, 8830, 9000, 9700

A-287902 Bearing Cone 0.61 Lbs.



For Models: 455, 455C, 455D, 555C, 555D, 555E, 575D, 575E, 655C, 655D, 655E, 675D, 675E, L160, L170, L175, L565, LS160, LS170, LX565, LX665

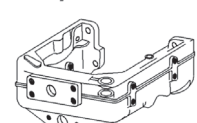
A-N3287 Pin, Spindle Connecting Rod Yoke 0.6 Lbs.



For Models: MAJOR, POWER MAJOR, SUPER MAJOR

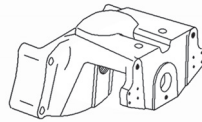
A-E5NN3029BA Support, Front Axle 250 Lbs.

Replaces: C7NN3029G



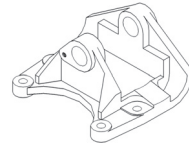
For Models: (5600, 6600, 7600 ALL W/PS, 75 / UP), (5610, 6610, 7610 ALL W/PS, 81-3/85), (5000, 7000 ALL W/PS, 9/70 / UP)

A-D3NN3A042D Support, Front Axle 80 Lbs.
For models w/o mid mounted mowers.



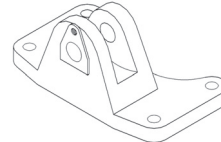
For Models: 2100, 2150, 2310, 2600, 2610, 2810, 2910, 3000, 3100, 3110, 3120, 3150, 3310, 3600, 3610, 3900, 3910, 4100, 4110, 4140, 4610, (2000, 4000 ALL 8/1970->)

A-86514363 Bracket, Front Radius Rod Support 42.38 Lbs.
Replaces: C5NN3N051B



For Models: (5000, 5200 ALL 1967->; W/ Wide Adjustable Front Axle), 6600C 1975-9/1976; W/ Wide Adjustable Front Axle, (7000, 7200 ALL 1967->; W/ Wide Adjustable Front Axle), 7600C 1975-9/1976; W/ Wide Adjustable Front Axle

A-C5NN3N056A Rear Radius Rod Support Bracket 23.58 Lbs.



For Models: (5000, 5200 ALL 1967->; W/ Wide Adjustable Front Axle), 6600C 1975-9/1976; W/ Wide Adjustable Front Axle, (7000, 7200 ALL 1967->; W/ Wide Adjustable Front Axle), 7600C 1975-9/1976; W/ Wide Adjustable Front Axle

A-2N3039 Bushing, Front Axle Support 0.2 Lbs.
For models 1939 thru 1964 w/ standard front axle except major & dexta.



Dim/Info:
1.914" O.D.
1.765" I.D.
1.490" Long

For Models: NAA(JUBILEE), 2N, 600, 700, 8N, 800, 9N, 900, (2000, 4000 ALL <1965)

A-C5NN3010D Front Axle Assembly w/ Bushing 43.24 Lbs.
Has holes for radius rods.



For Models: 4110, 4140, (2000, 3000 ALL 1965/7/70)

A-C7NN3010F Front Axle Assembly w/ Bushing 52 Lbs.
For applications w/o radius rods.



For Models: 2100, 2600, 3100, 3600, 4100, 4110, 4140, (2000, 3000 ALL 8/70)

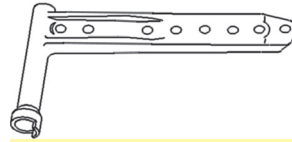
A-D9NN3010EA Front Axle Assembly w/ Bushing 40 Lbs.
Replaces: NAA3010B2



For Models: NAA(JUBILEE), 2N, 600, 8N, 800, 9N, (2000, 4000 ALL W/MANUAL STRG 7-57 / PS 55)

A-C5NN3006G Front Axle (RH) 24.96 Lbs.
Without radius rod hole.

A-C5NN3007G Front Axle (LH) 27.73 Lbs.



For Models: (2000, 2100, 3000, 3055, 3100, 3120 ALL 1965 THRU 7/1970)

AGCO
ALLIS
CHALMERS
DEUTZ
MASSEY
FERGUSON
WHITE/
OLIVER

CNH

CASE-IH

FORD / NEW
HOLLAND

FIAT

BELARUS

BOBCAT

JCB

JOHN
DEERE

KUBOTA

LANDINI

LEYLAND

LONG

MCCORMICK

OTHER

RENAULT

SAME

VALTRA

VERSATILE

YANMAR

ZETOR

SCHWARTZ
SPEECO

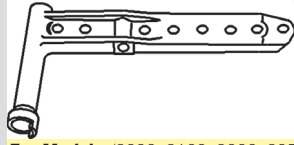
*** Truck icon indicates the item is shipped via truck freight.***

Front Axle/Steering Parts

A-C7NN3006J Front Axle (RH) 27.74 Lbs.

With radius rod hole.

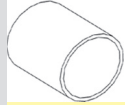
A-C7NN3007J Front Axle (LH) 27.72 Lbs.



Dim/Info:
Spindle Bushings

For Models: (2000, 2100, 3000, 3055, 3100, 3120 ALL ALL 8\1970>)

A-C7NN3153B Bushing, Center Axle 0.2 Lbs.



Dim/Info:
2.187" O.D.
2.047" I.D.
1.500" Long

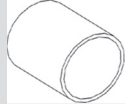
For Models: 2000 8\70-75, 2600, 2610, 3000 8\70-75, 3600, 3610, 4100, 4110

A-83930554 Bushing, Front & Rear Axle (MFWD) 1.25 Lbs.



For Models: (2610, 3610, 4110 ALL W/ Carraro AE1-149 & AE1-169 Front Axle), 4600 W/ Carraro AE2-169 Front Axle, 4610 W/ Carraro AE1-121, AE1-149, AE1-159, AE1-169, AE2-169 Axles, (3230, 3430, 3930, 4130, 4630, 4830, 5030 ALL W/ Carraro CAR707 Front Axle), (5110, 5610, 6410, 6610, 6810, 7610, 7710, 7810, 7910, 8210 ALL W/ Carraro CAR709 Front Axle), (5640, 6640, 7740, 7840 ALL W/ Carraro CAR709S2 Front Axle), (8240, 8340 ALL W/ Carraro CAR709HD Front Axle)

A-C5NN3153C Bushing, Center Axle 0.22 Lbs.



Dim/Info:
2.286" O.D.
2.156" I.D.
1.500" Long

For Models: (2000, 3000 ALL 65-7\70)

A-C5NN3153D Bushing, Center Axle 0.28 Lbs.



Dim/Info:
1.950" O.D.
1.756" I.D.
1.750" Long

For Models: (2300, 3300 ALL 65), (2600V, 3600V ALL 75), (3910V, 4110V, 4610V ALL 82)

A-C5NN3153A Bushing, Axle Pivot (Front) 0.48 Lbs.



Dim/Info:
2.132" O.D.
1.893" I.D.
2" Long

For Models: TW10, TW20, TW30, 3500, 3550, 4400, 5000, 5100, 5110, 5600, 5610, 5640, 5700, 5900, 6410, 6600, 6610, 6640, 6700, 6710, 6810, 7100, 7600, 7610, 7700, 7710, 7740, 8000, 8240, 8340, 8600, 8700, 9000, 9600, 9700

A-C5NN3446A Bushing, Axle Pivot (Rear) 0.26 Lbs.



Dim/Info:
1.500" O.D.
1.247" I.D.
1.500" Long

For Models: TW10, TW20, TW30, 3500, 3550, 4400, 5000, 5100, 5110, 5600, 5610, 5640, 5700, 5900, 6410, 6600, 6610, 6640, 6700, 6710, 6810, 7100, 7600, 7610, 7700, 7710, 7740, 8000, 8240, 8340, 8600, 8700, 9000, 9600, 9700

A-C5NN3A443A Bushing, Rear Pivot 0.1 Lbs.



For Models: 3230, 3430, 3930, 4000, 4100, 4130, 4330, 4340, 4600, 4610, 4630, 4830, 5030

A-C5NN3N052A Bushing, Front Pivot 0.2 Lbs.



For Models: 3230, 3430, 3930, 4000, 4100, 4130, 4330, 4340, 4600, 4610, 4630, 4830, 5030

A-83983319 Bushing, Axle Support Rear (MFWD) 0.9 Lbs.

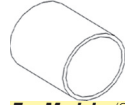
Replaces: CAR124342



For Models: (3230, 3430, 3930, 4130, 4630, 4830, 5030 ALL W/ Carraro CAR707 Front Axle)

A-CAR1015651 Bushing, Axle Support Front & Rear (MFWD) 1 Lbs.

Replaces: 83930062



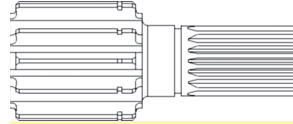
For Models: (3230, 3430, 3930, 4130, 4630, 4830, 5030 ALL W/ Carraro CAR707 Front Axle), (5110, 5610, 6410, 6610, 6810, 7610, 7710, 7810, 7910, 8210 ALL W/ Carraro CAR709 Front Axle), (8240, 8340 ALL W/ Carraro CAR709HD Front Axle), (5640, 6640, 7740, 7840 ALL W/ Carraro CAR709S2 Front Axle), 4610 W/ Carraro AE1-121, AE1-149, AE1-159, AE1-169, AE2-169 Axles, (2610, 3610, 4110 ALL W/ Carraro AE1-149 Or AE1-169 Front Axles), 4600 W/ Carraro AE2-169 Front Axle

A-CAR1015751 Bushing, Axle Support Front & Rear (MFWD) 1.25 Lbs.



For Models: (3230, 3430, 3930, 4130, 4630, 4830, 5030 ALL W/ Carraro CAR707 Front Axle), (5110, 5610, 6410, 6610, 6810, 7610, 7710, 7810, 7910, 8210 ALL W/ Carraro CAR709 Front Axle), (5640, 6640, 7740, 7840 ALL W/ Carraro CAR709S2 Front Axle), (8240, 8340 ALL W/ Carraro CAR709HD Front Axle), (2610, 3610, 4110 ALL W/ Carraro AE1-149 & AE1-169 Front Axle), 4610 W/ Carraro AE1-121, AE1-149, AE1-159, AE1-169, AE2-169 Axles, 4600 W/ Carraro AE2-169 Front Axle

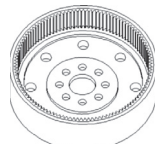
A-83945674 Shaft, Planetary Pinion 2 Lbs.
For ZF APL345 And APL350 Front Axles



Dim/Info:
Z: 18/22
ZF# 4472353151

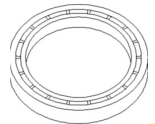
For Models: 6710, 7610, 7710, 7910, 8210, TW15, TW25, TW5

A-83934014 Planetary Reduction Ring Gear 8.64 Lbs.
ZF Axle



For Models: 6710 W/ 4WD - APL345, 6710 W/ 4WD - APL350, 7710 W/ 4WD - APL345, (7710, 7910, 8210 ALL W/ 4WD - APL350), (TW15, TW25, TW5 ALL W/ 4WD - APL345)

A-ZP0750117062 Hub Carrier, Inner & Outer Bearing 1.85 Lbs.

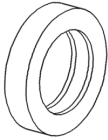


For Models: (3230, 3430, 3930, 4130, 4630, 4830, 5030 ALL W/ CAR707 Front Axle), 5110 W/ APL335 Front Axle, 5610 W/ APL325 Front Axle, 5610 W/ APL335 Front Axle, 5640 W/ MFWD Front Axle, 6610 W/ APL325 Front Axle, 6610 W/ APL335 Front Axle, (6635, 6640 ALL W/ MFWD Front Axle), (6710, 7610 ALL W/ APL325 Front Axle), 7610 W/ APL335 Front Axle, 7635 W/ MFWD Front Axle, 7710 W/ APL325 Front Axle, (7740, 7840, 8160, 8240, 8260, 8340, TL100, TL70, TL80, TL90, TM115, TM120, TM125, TM130, TM135, TM140, TN55, TN55S)

*** Truck icon indicates the item is shipped via truck freight. ***


Front Axle/Steering Parts

A-CAR25359 Seal, Hub Carrier 2.74 Lbs.



For Models: 2600, 2610, 3600, 3610, 4100, 4110, 4610


A-C5NN3405A Radius Rod Assembly (RH/LH) 14 Lbs.



Dim/Info:
Overall Length 37.750"

For Models: 2310, 3310, (2000, 3000 ALL 65-7/70 W/MANUL STRG EXCEPT 2310), 8N

A-C7NN3405C Radius Rod Assembly (RH/LH) 12 Lbs.




Dim/Info:
Overall Length 39.620"

For Models: 2310, 3310, (2000, 3000 ALL 8/70 W/MANUAL STRG EXCEPT 2310)

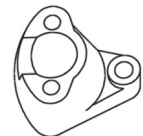
A-82847577 Radius Rod (LH) 12.6 Lbs.

For Models W/ Power Steering
Replaces: 81822714, 87764155, C7NN3A292B, D2NN3A292A



For Models: (2000, 2100, 2150 ALL W/ Power Steering; L/Cab 8/1970>), 230A W/ Power Steering; L/Cab 1981 Thru 9/1984, 231 W/ Power Steering; L/Cab 1975>, 234 W/ Power Steering; L/Cab 1981 Thru 9/1984, 2600 W/ Power Steering; L/Cab 1975>, (2610, 2910 ALL W/ Power Steering; L/Cab 1981 Thru 9/1984), (3000, 3055, 3100, 3150, 3330 ALL W/ Power Steering; L/Cab 8/1970>), (334, 335 ALL W/ Power Steering; L/Cab 1981 Thru 9/1984), 3600 W/ Power Steering; L/Cab 1975>, 3610 W/ Power Steering; L/Cab 1981 Thru 9/1984, 390

A-E0NN3N442BA Socket, Radius Rod Ball 1.36 Lbs.



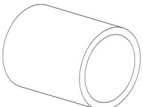
For Models: 2000, 3000, 4000

A-E0NN3N406BA Socket, Radius Rod Cap 0.4 Lbs.
Replaces: 313319



For Models: 1801, 1811, 1821, 1841, 1871, 1881, 2000, 2100, 2111, 2130, 2131, 2300, 230A, 231, 2310, 233, 234, 2600, 2610, 2810, 2910, 2N, 3000, 3100, 3120, 3300, 333, 334, 335, 340, 3400, 3600, 3610, 3900, 3910, 4000, 4031, 4100, 4110, 4120, 4121, 4130, 4131, 4140, 4600SU, 4610, 501, 530A, 531, 532, 541, 600, 601, 611, 620, 621, 630, 631, 640, 641, 650, 651, 660, 661, 671, 681, 700, 701, 740, 741, 771, 800, 801, 811, 820, 821, 840, 841, 850, 851, 860, 861, 871, 881, 8N, 900, 901, 941, 950, 951, 960, 961, 9

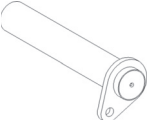
A-C5NN3403A Spacer, Front Support 0.74 Lbs.



Dim/Info:
2.130" O.D.
1.760" I.D.
2.235"-2.240" Long

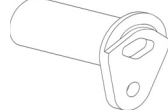
For Models: (2000, 3000 ALL 65-7/70)

A-C5NN3N159C* Pin Axle Pivot; Front 7.1 Lbs.



For Models: (5200, 7000, 7200 ALL 1967->; W/ All Purpose & Wide Adjustable Front Axles), (6600C, 7600C ALL 1975-9/1976; W/ All Purpose & Wide Adjustable Front Axles)

A-2N3126E Pin, Front Axle 1.78 Lbs.



For Models: 2N SN <167489

A-2N3126D Pin, Front Axle 2.1 Lbs.



For Models: 6000, (2N, 8N ALL W/SN 164488->)

A-E4NN3127AA Pin, Front Axle 5.22 Lbs.

Replaces: C5NN3127C



Dim/Info:
1.750" O.D.
7.94" Long

For Models: (2300, 3300 ALL 65/), (2600V, 3600V ALL 75/), (3910V, 4110V, 4610V ALL 82/)

A-C5NN3127B Pin, Front Axle 1.46 Lbs.

Replaces: C5NN3127A



Dim/Info:
1.750" O.D.
4.250" Long

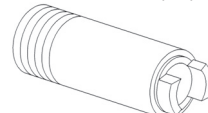
For Models: 4110, 4140, (2000, 3000 ALL W/MANUAL OR PS 65-7/70)

A-C5NN3128B Locking Flange 0.36 Lbs.



For Models: (2000, 3000 ALL 65->)

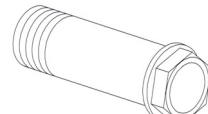
A-NCA3127A Pin, Threaded Front Axle 1.42 Lbs.
For models w/ all purpose and LCG front axles 1953 thru 1964.



Dim/Info:
1.750" O.D.
4.500" Long

For Models: NAA(JUBILEE), 600, 800, (2000, 4000 ALL <1965)

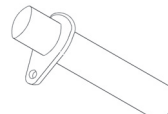
A-312659 Pin, Threaded Heavy Duty Front Axle 1.39 Lbs.



Dim/Info:
1.750" O.D.
4.71" Long

For Models: NAA(JUBILEE), 2100, 2600, 2610, 2810, 2910, 3100, 3600, 3610, 3910, 4100, 4110, 4600, 4610, 5100, 5600, 5610, 6600, 6610, 7100, 7600, 7610

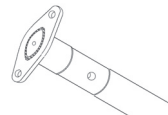
A-C5NN3N160A Pin, Front Axle (Rear) 1.84 Lbs.



Dim/Info:
1.250" O.D.
5.150" Long

For Models: 5000, 5100, 5110, 5200, 5600, 5610, 6410, 6600, 6610, 6710, 7000, 7100, 7200, 7600, 7610, 7710

A-C5NN3N159A Pin, Front Axle (Front) 7.34 Lbs.



Dim/Info:
1.875" O.D.
9.000" Long

For Models: 5000, 5100, 5600, 6600, 6610, 7000, 7100, 7600, 7610

AGCO
ALLIS
CHALMERS
DEUTZ
MASSEY
FERGUSON
WHITE/
OLIVER

CNH

CASE-IH

FORD / NEW
HOLLAND

FIAT

BELARUS

BOBCAT

JCB

JOHN
DEERE

KUBOTA

LANDINI

LEYLAND

LONG

MCCORMICK

OTHER

RENAULT

SAME

VALTRA

VERSATILE

YANMAR

ZETOR

SCHWARTZ
SPEECO

*** Truck icon indicates the item is shipped via truck freight.***

Front Axle/Steering Parts

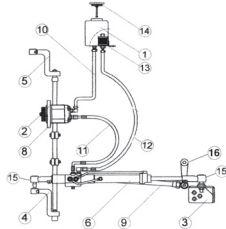
A-C7NN3127D Pin, Front Axle 3.42 Lbs.



Dim/Info:
2" O.D.
5.5" Long

For Models: 231, 233, 333, 531, 2100, 2310, 2600, 3055, 3100, 3120, 3310, 3600, 4100, 4110, 4140, 4600

A-FD105 Power Steering Kit 91 Lbs.
This kit contains all parts needed to convert manual steering FORD tractors to power steering



- A-AHS2002** Reservoir, Oil (1) 2.78 Lbs.
- A-AHS2024** Pump (2) 8 Lbs.
- A-AHS2001** Bracket, Cylinder (3) 5.04 Lbs.
- A-AHS2005** LH Steering Arm, Double (4) 7.46 Lbs.
- A-AHS2004** RH Steering Arm, (5) 5.28 Lbs.
- A-FD105CC** Complete Cylinder (6) 24.86 Lbs.
- A-FD105CCRK** Cylinder Repair Kit (7) 0.1 Lbs.
- A-AHS2099** Center Tie Rod, Complete (8) 14.9 Lbs.
- A-AHS2019SH** Shaft (8a) 3.34 Lbs.
- A-AHS2019LTRH** Tube, Long RH (8a) 2.98 Lbs.
- A-AHS2019LTLH** Tube, Long LH (8b) 2.98 Lbs.
- A-AHS2018** Drag Link, Side (9) 4.4 Lbs.
- A-AHS2017** 16" Hose, No-Fittings (10) 0.3 Lbs.
- A-AHS2015** 27" Hose, 2 Fittings (11) 0.84 Lbs.
- A-AHS2016** 34" Hose, 1 Fitting (12) 0.46 Lbs.
- A-AHS2019** Tie Rod End (15) 1.96 Lbs.
- A-AHS2006** Arm (16) 4.04 Lbs.
- A-AHS2011** Pin, Cylinder (Not Shown) 0.76 Lbs.

For Models: 2000, 3000, 3600, 3610, 4100

A-8N3575A Steering Shaft 4.3 Lbs.



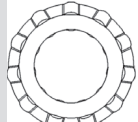
For Models: 8N SN <216989 / 1948-1949

A-B3552 Bearing Cup, Steering Shaft 0.1 Lbs.



For Models: 2N, 700, 9N, 900

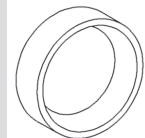
A-683571A Bearing, Steering Shaft Worm Gear Thrust 0.1 Lbs.



For Models: 2N, 700, 9N, 900, (2000, 4000 ALL 4 CYL. <1964), 2111, 501, 701, 740, 741, 771, 901, 941, 950, 951, 960, 961, 971, 981

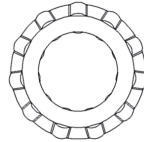
A-8N3552 Bearing Cup, Steering Gear Thrust 0.01 Lbs.

Dim/Info:
1.751" O.D.
.390" Wide



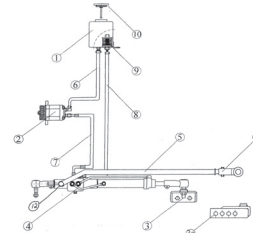
For Models: NAA(JUBILEE), 600, 8N, 800, (2000, 4000 ALL <1964)

A-8N3571 Bearing, Steering Gear Thrust 0.01 Lbs.



For Models: NAA(JUBILEE), 600, 8N, 800, (2000, 4000 ALL <1964)

A-FD100 Power Steering Kit 57.98 Lbs.
This kit contains all parts needed to convert manual steering FORD tractors to power steering.



- A-AHS2022** Oil Reservoir (1) 2.79 Lbs.
- A-AHS2024** Pump (2) 8 Lbs.
- A-AHS2020** Bracket, 5000 Cylinder (3) 2.86 Lbs.
- A-AHS2021** Bracket, 4000 Cylinder (3A) 2.94 Lbs.
- A-FD100CC** Cylinder (4) 25 Lbs.
- A-FD100CCRK** Cylinder Repair Kit (Not Shown) 0.1 Lbs.
- A-AHS2023** Drag Link (5) 14.86 Lbs.
- A-AHS2017** 16" Hose, No-Fittings (6) 0.3 Lbs.
- A-AHS2015** 27" Hose, 2 Fittings (7) 0.84 Lbs.
- A-AHS2016** 34" Hose, 1 Fitting (8) 0.46 Lbs.
- A-AHS2019** Tie Rod End (11) 1.96 Lbs.
- A-AHS2011** Pin, Cylinder (12) 0.76 Lbs.

For Models: 4000, 4600

A-C5NN3552A Bearing & Race, Upper Steering Shaft 0.16 Lbs.



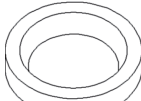
For Models: SUPER MAJOR, 2600, 2610, 3600, 3610, 3910, 4100, 4110

A-E1ADKN3556 Bearing & Race, Lower Steering Shaft 0.26 Lbs.



For Models: 4000, 5000, 7000

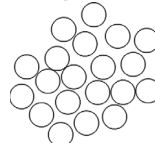
A-C7NN3552A Steering Gear Bearing & Cup 0.1 Lbs.



For Models: (2600, 3600, 4100 ALL 4/1976> W/ MANUAL STEERING), (3000, 4000 ALL 9/1968> W/ MANUAL STEERING), 2000 9/1968> W/ MANUAL SYSTEM

A-83424343 Ball Bearing, Steering Gear (Pack/20) 0.01 Lbs.
Used w/ A-E1ADKN3556 Ball Race

Replaces: 353075S




Dim/Info:
14 Used for Main Nut
10 Used Upper Shaft Brg.
10 Used Lower Shaft Brg.
sold in multiples of 20

For Models: MAJOR, SUPER MAJOR, 2600, 2610, 3600, 3610, 4000, 4100, 4110, 4600, 4610, 5000, 5600, 5610, 6600, 6610, 7000, 7600, (3900, 5110, 5900, 6410, 7610 ALL W/ MANUAL STEERING)

*** Truck icon indicates the item is shipped via truck freight. ***

Front Axle/Steering Parts

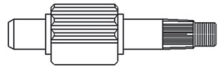
A-F1NN3575AA Steering Rocker Shaft 6.46 Lbs.



Dim/Info:
1.495" O.D.
10.625" Long

For Models: 5000, 5600, 5610, 6610, 7600, 7610

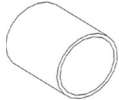
A-FP559 Steering Rocker Shaft 4.16 Lbs.



Dim/Info:
4 Teeth
8.000" Long

For Models: (5110, 5610, 5900, 6410, 6610 ALL 1/81 - 2/85)


A-C5NN3N654B Bushing, Steering Rocker Shaft 0.21 Lbs.
Replaces: C5NN3N652A



Dim/Info:
1.625" O.D.
1.498" I.D.
2.0" Long

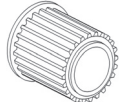
For Models: 2000, 2600, 3000, 3600, 5100, 5110, 5600, 5610, 5900, 6410, 6610, 7100

A-C5NN3575A Shaft, Rocker 6.36 Lbs.




For Models: (5000, 5340, 7000 ALL W/ Manual Steering), (5100, 7100 ALL W/ Power Steering)

A-C5NN3517A Bushing, Steering Shaft 0.11 Lbs.



For Models: 2000, 2300, 2600, 3000, 3400, 3500, 3600, 4000, 4100, 4410, 4600, 4610, 5000, 5100, 5110, 550, 5600, 5610, 5900, 6410, 6600, 7000, 7100, 7600


A-E1ADDN3524 Steering Shaft w/ Nut 7 Lbs.



Dim/Info:
25.875" Long

For Models: MAJOR 8/58-12/64, SUPER MAJOR 8/58-12/65


A-9N3525 Steering Shaft Assembly 1.92 Lbs.



Dim/Info:
6 Teeth
13.350" Long

For Models: 2N, 9N

A-NCA3575A Steering Shaft Assembly 5.78 Lbs.



Dim/Info:
23.250" Long
35 Spline

For Models: 600, 800, (2000, 4000 ALL <1964)


A-D2NN3A710B Manual Steering Shaft w/ Nut 6.04 Lbs.



Dim/Info:
26.250" Long


For Models: 2000, 2600, 3000, 3600, 3900, 4100

A-C7NN3N575A Steering Shaft, Single Pitman 3.36 Lbs.
Replaces: C5NN3N575A



For Models: 230A, 231, 233, 234, 334, 530A, 531, 532, 2000, 2100, 2150, 2300, 2310, 2600, 2610, 2910, 3000, 3055, 3100, 3110, 3120, 3150, 3300, 3310, 3330, 3400, 3500, 3600, 3610, 3900, 3910, 4000, 4100, 4110, 4140, 4400, 4600SU, 4610SU

A-C7NN3N576A Steering Shaft, Double Pitman 3.06 Lbs.
Replaces: C5NN3N576A



Dim/Info:
8 Teeth
36 Spline
9.125" Long

For Models: 230A, 231, 233, 234, 334, 530A, 531, 532, 2000, 2100, 2150, 2300, 2310, 2600, 2610, 2910, 3000, 3055, 3100, 3110, 3120, 3150, 3300, 3310, 3330, 3400, 3500, 3600, 3610, 3900, 3910, 4000, 4100, 4110, 4140, 4400, 4600SU, 4610SU

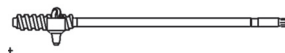
A-D4NN3A710D Steering Shaft & Nut 7.3 Lbs.



Dim/Info:
33.500" Long

For Models: (2600, 2610, 3600, 3610, 4100, 4110, 4600, 4610 ALL W/ MAN STRG / CAB)

A-D2NN3A710D Steering Shaft & Nut 6.2 Lbs.
Replaces: C5NN3A710E




Dim/Info:
26.125" Long
36 Spline

For Models: (3500, 3550, 4100 ALL W/ MAN STRG), 4600 W/ MAN STRG / W/O CAB

A-D2NN3A710A Steering Shaft w/ Nut 6.64 Lbs.
(Reverse Worm) Turning the steering wheel clockwise causes the worm nut to travel down the shaft. STD Worm Shaft PN C5NN3A710A not currently offered from A & I.

Replaces: C5NN3A710B



Dim/Info:
28.750" Long

For Models: (5000, 5100 ALL 1965> W/ Manual Steering), 5600 1975> L/ Cab W/ Manual Steering, 5610 1/1981>, (6600, 6600C ALL 1975> L/ Cab W/ Manual Steering), 6610 1/1981>, 7000 1965> W/ Manual Steering, 7600 1975> L/ Cab W/ Manual Steering

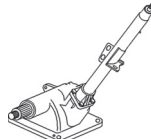
A-E1ADKN3524B Steering Shaft w/ Nut 7.04 Lbs.



Dim/Info:
24.031" Long

For Models: (MAJOR, SUPER MAJOR ALL 1/52-8/58)

A-E0NN3503CA Steering Gear Assembly 28 Lbs.



Dim/Info:
18.000" Shaft Length
Single Arm

For Models: (3430, 3500, 3550, 3930, 4130, 4630, 4830, 5030, 4100 ALL W/ MANUAL STEERING), 4610 W/ MANUAL STEERING & W/O CAB

A-9N3573 Steering Column Cone 0.09 Lbs.



For Models: 2N, 9N

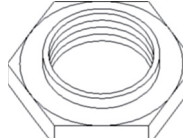
A-8N33581 Retainer 0.01 Lbs.
Manual Steering



Dim/Info:
sold in multiples of 2

For Models: 1801, 2000, 2031, 2100, 2111, 2130, 2131, 2150, 2300, 230A, 231, 2310, 233, 2600, 2610, 3000 1/65-12/74, 3055, 3100, 3110, 3120, 3150, 3300, 3310, 333, 3330, 335, 3400, 3500, 3600, 3610, 3900, 3910, 4000, 4031, 4100, 4110, 4120, 4121, 4130, 4140, 501, 530A, 531, 541, 600, 601, 611, 620, 621, 630, 631, 640, 641, 650, 651, 660, 661, 671, 681, 800, 801, 811, 820, 821, 840, 841, 850, 851, 860, 861, 871, 881, 8N, NAA (JUBILEE), NAB

A-C5NN3707A Nut, Lock, Steering Gear Worm Bearing 0.1 Lbs.



Dim/Info:
1"-16

For Models: 2000 1/65-12/74, 2100, 2150, 230A, 231, 2310, 234, 2600, 2610, 2910, 3000 1/65-12/74, 3055, 3100, 3110, 3120, 3150, 3330, 334, 335, 3400, 3600, 3610, 3900, 3910, 4000 1/65-12/74, 4100, 4110, 4140, 4400, 4410, 4600SU, 4610SU, 4610V, 530A, 531, 532

AGCO

ALLIS
CHALMERS

DEUTZ

MASSEY
FERGUSON

WHITE/
OLIVER

CNH

CASE-IH

FORD / NEW
HOLLAND

FIAT

BELARUS

BOBCAT

JCB

JOHN
DEERE

KUBOTA

LANDINI

LEYLAND

LONG

McCORMICK

OTHER

RENAULT

SAME

VALTRA

VERSATILE

YANMAR

ZETOR

SCHWARTZ
SPEECO

*** Truck icon indicates the item is shipped via truck freight.***

Front Axle/Steering Parts

A-E4NN3A526BA Steering Column Shaft, Upper 4.5 Lbs.



Dim/Info:
23.187" Long

For Models: (2310, 2610, 2810, 2910, 3610, 3910, 4110, 4610 ALL W/LOW PROFILE CAB / PS)

AGCO
ALLIS
CHALMERS

A-D8NN3A526BC Steering Column Shaft 3.56 Lbs.



Dim/Info:
18.375" Long

For Models: (2810, 2910, 3910, 4110, 4610 ALL W/PS / CAB)

DEUTZ
MASSEY
FERGUSON

A-E1NN3C516AA Hydraulic Control Valve Housing, Steering 4.5 Lbs.



For Models: (2610, 3610, 4110, 4610 ALL MADE IN BRAZIL, W/ P. STRG.)

WHITE/
OLIVER

A-E0NN3C516BB Hydraulic Control Valve Housing, Steering 4.22 Lbs.
Replaces: CONN3C516BA



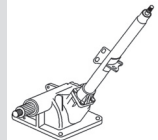
CNH

CASE-IH

FORD / NEW
HOLLAND

For Models: (5610, 6610, 7610 ALL W/ P. STRG.)

A-D7NN3503A Steering Gear Assembly w/ Reverse Worm Gear 29.58 Lbs.



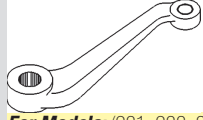
FIAT

BELARUS

For Models: (5100, 5110, 5600, 5610, 5900, 6410, 6600, 6610, 7100, 7600 ALL MAN STRG)

BOBCAT

A-E4NN3590AA Steering Box Drop Arm 2.6 Lbs.



JCB

JOHN
DEERE

For Models: (231, 233, 333, 531, 2600, 3600, 3900, 4100 ALL 1975-1981 W/ MANUAL STEERING, W/O CAB), (2810, 2910, 4110 ALL 10/1984-2/1990 W/ MANUAL OR POWER STEERING)

KUBOTA

LANDINI

A-86542743 Steering Gear Pitman Arm (RH/LH) 2.46 Lbs.
Replaces: NCA3590A



LEYLAND

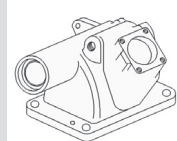
LONG

McCORMICK

For Models: NAA(JUBILEE), 600, 700, 800, 900, 8N SN 216989> (1/1949-1952), (2000, 4000 ALL 4 CYL. <1964)

OTHER

A-C5NN3548E Steering Gear Housing 7.5 Lbs.



RENAULT


SAME

VALTRA

For Models: (3500, 3550, 4100 ALL 1965> W/ MAN STRG), 4600 75-3/76 W/ MAN STRG

VERSATILE

A-C5NN3548F Steering Gear Housing 7.5 Lbs.
Replaces: C5NN3548A



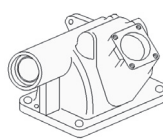
YANMAR

ZETOR

For Models: (5100, 5600, 7100 ALL W/ MAN STRG), (6600, 7600 ALL 75-3/76 W/ MAN STRG)

SCHWARTZ
SPEECO

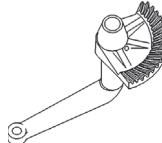
A-D5NN3548A Steering Housing Assembly 7.5 Lbs.



For Models: (5600, 6600, 7600 ALL 4/76> W/ MAN STRG), (5110, 5610, 5900, 6410, 6610 ALL 81> W/ MAN STRG)

A-9N3526 Steering Sector Gear (RH) 7.69 Lbs.

A-9N3527 Steering Sector Gear (LH) 7.8 Lbs.



For Models: 2N, 9N

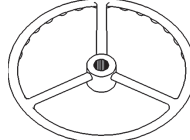
A-9N3517 Steering Sector Gear Bushing 0.14 Lbs.



For Models: 2N, 9N

A-2N3600 Steering Wheel 4.35 Lbs.

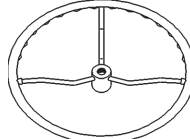
Dim/Info:
Keyed Hub



For Models: (2N, 9N ALL 1939-47)

A-8N3600 Steering Wheel 3.99 Lbs.

Dim/Info:
Steel Spoke
17.500" Diameter
36 Splines



For Models: NAA(JUBILEE), 600, 700, 800, 900, (2000, 4000 ALL <1964), 8N 1948-1952

A-E1ADKN3600A Steering Wheel 4.52 Lbs.



For Models: MAJOR, POWER MAJOR

A-D6NN3600B Steering Wheel 5.04 Lbs.

Replaces: D2NN3600B

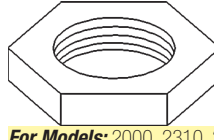
Dim/Info:
18" O.D.
36 Spline
0.785" Shaft Dia.



For Models: 2000, 2600, 2610, 2910, 3000, 3600, 3610, 3910, 4000, 4100, 4110, 4600, 4610, 5000, 5110, 5600, 5610, 6410, 6600, 6610, 7000, 7600, 7610

A-D5NN3N602A Steering Wheel Nut 0.1 Lbs.

Replaces: 83906211, 81803186, C5NN3N602A

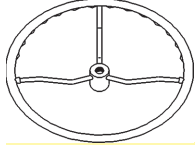


For Models: 2000, 2310, 2600, 2610, 2810, 2910, 3000, 3230, 3430, 3600, 3610, 3910, 3930, 4000, 4100, 4110, 4130, 4600, 4630, 4830, 5000, 5030, 5110, 5600, 5610, 5900, 6410, 6600, 6610, 6810, 7000, 7600, 7610

*** Truck icon indicates the item is shipped via truck freight. ***

Front Axle/Steering Parts

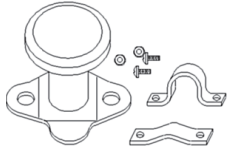
A-D7NN3600A Steering Wheel, 15" 2.5 Lbs.
Replaces: D2NN3600A



Dim/Info:
 15" Diameter

For Models: 2310, 2600, 2610, 2810, 2910, 3230, 3430, 3600, 3610, 3900, 3910, 3930, 4100, 4110, 4130, 4600, 4610, 4630, 4830, 5030, 5110, 5610, 5900, 6410, 6600, 6610, 6810, 7010, 7610, 8010

A-5A6 Aluminum Steering Wheel Spinner (Polished Aluminum Knob) 0.6 Lbs.



A-5A612 Spinner Display 8 Lbs.

Dim/Info:
 12 Weather Proof Aluminum
 Steel Ball Bearing Spinners w/
 Display

A-5A6BL Aluminum Steering Wheel Spinner (Plastic Coated Knob / Black) 0.42 Lbs.

A-5A6YL Aluminum Steering Wheel Spinner (Plastic Coated Knob / Yellow) 0.42 Lbs.

A-5A6G Aluminum Steering Wheel Spinner (Plastic Coated Knob / Green) 0.42 Lbs.

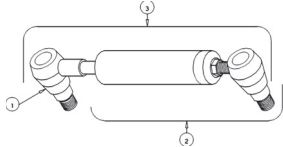
A-5A6BU Aluminum Steering Wheel Spinner (Plastic Coated Knob / Blue) 0.42 Lbs.

A-5A6R Aluminum Steering Wheel Spinner (Plastic Coated Knob / Red) 0.42 Lbs.

For Models:

A-E2NN3A540BA Universal PS Cylinder w/ Both Ends, RH/LH (Ref. 3 x1) 10.92 Lbs.

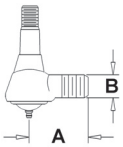
A-E2NN3A540SK - power steering cylinder repair kit available.



Dim/Info:
 Cyl. has .500" Dia. Rod
 w/ .437" Dia. Male Thrd

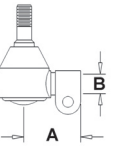
A-E2NN3A540BJ Base End Ball Joint, Male Thread 1.06 Lbs.
 Fits A & I cylinders A-E2NN3A540BA, A-D4NN3A540A & A-C5NN3A739G
 -- Not used on OEM cylinders.

Dim/Info:
 A - 2.125"
 B - 0.687"
 18 Thread



A-C5NN3A302B Rod End Ball Joint (Ref. 1 x1) 1.04 Lbs.
 Ball joint end includes: boot, clamp, nut, & zerc.
Replaces: 81802877

Dim/Info:
 A - 1.875"
 B - 0.437"
 20 F. Thread



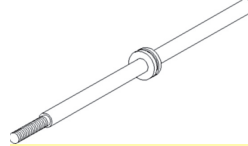
A-E2NN3A540SK Kit, CTD Cylinders 0.02 Lbs.
 Kits are for repairing only A & I Products power steering cylinders- consists of: rod seal, wiper, piston seal, head assy., & heavy duty snap ring.

A-E2NN3A540SKT Hydraulic Cyl it for A-E2NN3A540BA 0.05 Lbs.
For Models: 2000, 230A AGR, 231, 234, 3000, 335, 3600, 4600 AG, 531 IND

A-E2NN3A540RCDT Rod, Cylinder 0.79 Lbs.

For Models: 2000, 230A, 231, 234, 3000, 335, 3600, 4600, 531, 601, 801

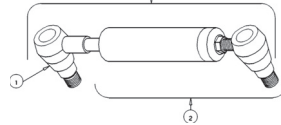
A-E3NN3A747AA Rod, Cylinder 6.1 Lbs.



For Models: 5610, 5610S, 5900, 6610, 6610S, 7610, 7610S, 7810, 7810S

A-D4NN3A540KIT Universal PS Cylinder Kit, RH/LH (Ref. 3) 11.06 Lbs.
 Cyl comes w/ both ball joint ends.

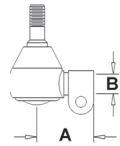
Dim/Info:
 Cyl has .625" Dia. Rod
 w/ .437" Dia. Male Thrd.



A-D4NN3A540A Cylinder w/ Base Ball Joint End (Ref. 2 x1) 10.1 Lbs.
 A-D4NN3A540SK - Power steering cylinder repair kit available.

A-C5NN3A302B Rod End Ball Joint (Ref. 1 x1) 1.04 Lbs.
 Ball joint end includes: boot, clamp, nut, & zerc.
Replaces: 81802877

Dim/Info:
 A - 1.875"
 B - 0.437"
 20 F. Thread

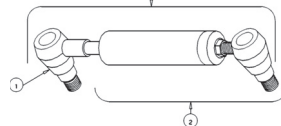


A-D4NN3A540SKCTD Seal Kit for A-D4NN3A540SK 0.02 Lbs.
 Kits are for repairing only A&I PS Cylinders, consist of: Rod seal, wiper, piston seal, head assy., & heavy duty snap ring.

For Models: 2000, 231, 234, 3000, 335, 3600, 4600 AG, 230A AGR, 531 IND

A-C5NN3A739KIT Universal PS Cylinder Kit, RH/LH (Ref. 3) 10.06 Lbs.
 Cyl comes w/ both ball joint ends.
Replaces: C5NN3C578B

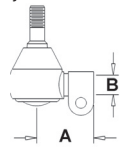
Dim/Info:
 Cyl has .625" Dia. Rod
 w/ .500" Dia. Male Thrd.



A-C5NN3A739G Cylinder w/ Base Ball Joint End (Ref. 2 x1) 10.16 Lbs.
 A-C5NN3A739SK - Power steering cylinder repair kit available.

A-CAPN3300A Rod End Ball Joint (Ref. 1 x1) 1 Lbs.
 Ball joint end includes: boot, clamp, nut, & zerc.

Dim/Info:
 A - 1.875"
 B - 0.500"
 20 F. Thread



A-C5NN3A739SK Power Steering Cyl. Repair Kit 0.02 Lbs.
 Kits are for repairing only A&I PS Cylinders, consist of: Rod seal, wiper, piston seal, head assy., & heavy duty snap ring.

For Models: (335, 3400, 532 ALL AND OTHER LATER SERIES W/DUAL DRAG LINK STEERING), 4410 IND, AND OTHER LATER SERIES W/DUAL DRAG LINK STEERING

AGCO
 ALLIS
 CHALMERS
 DEUTZ
 MASSEY
 FERGUSON
 WHITE/
 OLIVER

CNH

CASE-IH

FORD / NEW
 HOLLAND

FIAT

BELARUS

BOBCAT

JCB

JOHN
 DEERE

KUBOTA

LANDINI

LEYLAND

LONG

McCORMICK

OTHER

RENAULT

SAME

VALTRA

VERSATILE

YANMAR

ZETOR

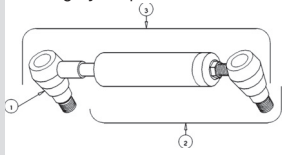
SCHWARTZ
 SPEECO

*** Truck icon indicates the item is shipped via truck freight.***

Front Axle/Steering Parts

AGCO
ALLIS
CHALMERS
DEUTZ
MASSEY
FERGUSON
WHITE/
OLIVER

A-D8NN3A540AB HD Universal Cylinder (RH/LH), Ref. 3 8.64 Lbs.
Cyl. comes w/ .750" rod & base ball joint ends. D8NN3A540SD...Power steering cyl. repair kit available.

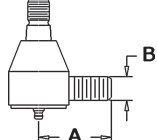


Dim/Info:
Cyl. has .750" Dia. Rod

A-D8NN3A540BJF Rod End Ball Joint, Ref. 1 (1) 1.02 Lbs.

A-D8NN3A540SKCTD Seal Kit for A-D8NN3A540AB 0.02 Lbs.
Kits are for repairing only A&I PS Cylinders, consist of: Rod seal, wiper, piston seal, head assy., & heavy duty snap ring.

A-D8NN3A540BJM Male Ball Joint 1.08 Lbs.



Dim/Info:
A - 2.375"
B - 0.625"
18 RH Thrd.

CNH

For Models: 555 EARLY, FOR HD TRACTOR LOADERS BACKHOE, (4500, 535, 545 ALL FOR HD TRACTOR LOADERS BACKHOE)

CASE-IH

A-85999337 Power Steering Cylinder 9.25 Lbs.
RH On 4WD & LH On 2WD



FORD / NEW
HOLLAND

FIAT

For Models: 250C, 260C, 340A, 340B, 345C, 345D, 445, 445A, 445C, 445D, 450, 540A, 540B, 545A, 545C, 545D, 555C, 555D, 575D, 655C, 655D, 675D

A-85999338 Power Steering Cylinder 7.3 Lbs.
LH on 4WD & RH on 2WD. For steering systems that use 2 cylinders.

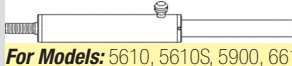


BELARUS

For Models: 250C, 260C, 340A, 340B, 345C, 345D, 445, 445A, 445C, 445D, 450, 540A, 540B, 545A, 545C, 545D, 555C, 555D, 575D, 655C, 655D, 675D

BOBCAT

A-E3NN3A540BA Cylinder Assembly, Power Steering 16.5 Lbs.



JCB

For Models: 5610, 5610S, 5900, 6610, 6610S, 7610, 7610S, 7810, 7810S, 555B

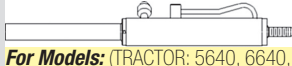
JOHN
DEERE

A-81869701 Cylinder Assembly, Power Steering 16.4 Lbs.
used with 2wd

KUBOTA

Replaces: E9NN3A540BC, E9NN3A540BB, E9NN3A540BA, 81864108, 8865697

LANDINI

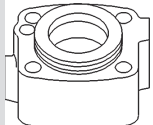


LEYLAND

For Models: (TRACTOR: 5640, 6640, 66400, 7740, 77400, 7840, 78400, TS100, TS100A, TS110, TS115A, TS90)

LONG

A-C9NN3C516B Hyd Control Valve Housing, Power Steering 3.83 Lbs.



McCORMICK

For Models: 5100, 5600, 6600, 7100, 7600

OTHER

RENAULT

A-45A1 Hose, Power Steering 0.53 Lbs.
Replaces steel line that runs from pressure control valve to cylinder outlet.

SAME

Dim/Info:
Length - 30"

VALTRA



VERSATILE

For Models: 2000, 4000, 600, 700, 800, 900

YANMAR

A-VPJ4034 Hose, Power Steering 0.57 Lbs.
Fittings 180 ° Offset Ends

ZETOR

Dim/Info:
0.750" 1-Wire Braid
34.250" Long



SCHWARTZ
SPEECO

For Models: (600, 800, NAA(JUBILEE) ALL 1957>)

*** Truck icon indicates the item is shipped via truck freight. ***