

PAJERO



MITSUBISHI
MOTORS

Drive your Ambition



PAJERO

BUILT FOR ADVENTURE

Mitsubishi Pajero's high quality features, ultimate performance and revolutionary technology have made it a legend since 1983. With all the elegance and luxury you desire, its unstoppable nature has been tested to triumph over and over in the most gruelling conditions in the Dakar Rally. Whatever you put in front of Pajero, it will prevail. Comfortable and inviting, tough and reliable, Pajero will give you the confidence to go anywhere your heart and spirit desires. This is not just an SUV, it's a way of life.

PAJERO, BUILT FOR THE TIME OF YOUR LIFE

Since 1917 Mitsubishi Motors has been at the forefront of technological innovation, having launched the innovative Super-Select 4WD system and the world's first Plug-in hybrid electric SUV our vehicles have been tested and triumphed in some of the most gruelling and toughest terrain on earth including the Dakar rally. These engineering milestones and our commitment to reliability and ingenuity set us apart from the competition. As we continue to move forward, pushing the boundaries of innovation, you can rest assured your Mitsubishi has been built for the time of your life.

Pajero, is part of the all-thrilling, ever reliable Mitsubishi SUV range.



ASX

Eclipse Cross

Outlander

Pajero Sport

Pajero

Triton



PAJERO



**TO BE ACTIVE, YOU NEED
PLENTY OF ROOM**



- + Smartphone Link Display Audio (SDA)[#] – Pajero's Smartphone Link Display Audio (SDA) technology is a true extension of your smartphone via Android Auto^{™1} or Apple CarPlay². Connected to Pajero's 7" touchscreen, you can access your phone's compatible apps and get directions, make calls, send and receive messages and listen to music. To ensure safety while you drive, the primary call and music streaming functions can be controlled by voice command or by steering wheel controls, so your eyes stay focused on the road ahead.
- + Pajero GLS's Rockford Acoustic Design[™] premium sound system* will turn your cabin into a concert hall. This system delivers an impressive 860 watts, with 12 surround-sound speakers and an integrated 10-inch subwoofer. It has HDMI and two USB inputs along with AM/FM/DAB radio to really amplify your driving experience.
- + Pajero offers generous head and leg room for up to seven occupants with versatile seating arrangements to match your carrying needs. Third row seats are easily stowed under the

cargo floor to create a wide, flat storage space or removed completely to give you a convenient underfloor compartment. Second row seats can also be folded to provide space for nearly anything you want to bring along for the ride.

- + The silver and leather gearshift knob, meter detailing, soft dash panel, door trims and rich materials add elements of prestige.
- + The leather four-spoke steering wheel with cruise control, phone and audio controls provide effortless freedom for smoother driving.
- + The Multi-Information Display keeps you in touch with essential information including outside temperature, trip computer, average fuel consumption, altimeter, barometer, date and time.
- + Automatic climate control with rear seat controls allow passengers from the second row seats to set both air flow speed and temperature for the rear section, providing a more comfortable ride for everyone.



[#]Smartphone Link Display Audio (SDA) supports Android 5.0 or higher/iOS 8.0 or higher for use with Android Auto / Apple CarPlay. Smartphone Link Display Audio will not operate in areas with no service signal and may not operate in supported areas where the signal is weak. Users are responsible for all charges incurred using smartphones and iPhones to connect to Android Auto and CarPlay respectively. Some functions may not be available for use depending on the user's location. Only compatible Apps can be used. Exceed model shown
1. Android and Android Auto are trademarks of Google Inc. 2. Apple CarPlay and iPhone, are trademarks of Apple Inc., registered in the U.S. and other countries.

STYLE, PERFORMANCE AND ATTITUDE





Pajero is king of the road with its striking exterior featuring a chrome radiator grille, 18" alloy wheels[#], side steps, a bold bumper, while integrated fog lamps and LED Daytime Running Lamps are intelligent companions in the most difficult terrain. This is a vehicle that looks as tough as the environment it rules, with style of its own that is at home anywhere.

- + LED Daytime Running Lamps, two front fog lamps, a rear fog lamp and HID headlamps with auto levelling help keep you visible and light the way ahead.
- + 18" alloy wheels[#] add to the appeal of Pajero's bold exterior.
- + Stylish and practical, side steps give you a welcome lift.
- + Chrome[#] heated door mirrors will clear fog, and approach lights and side turn-indicators clearly highlight your every move.
- + Pajero's keyless entry system makes it easier to lock and unlock the doors and tailgate and can even fold and unfold the door mirrors.

POWER TO MEET ANY CHALLENGE ANYWHERE



45°

Incline Angle (Degrees)

Fording Depth (mm)



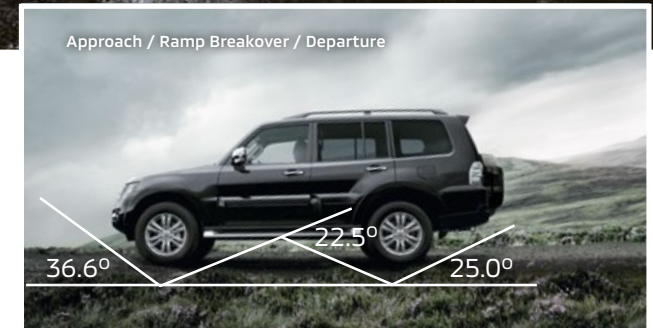
700mm

Climbing Angle (Degrees)



35°

Approach / Ramp Breakover / Departure



36.6°

22.5°

25.0°

Powerful fuel efficient common rail turbo diesel engine

As a Pajero driver you expect a responsive, reliable engine with enough strength and muscle to conquer the most punishing terrain. The advanced 3.2 litre Common Rail Direct Injection Diesel (DiD) engine gives you the power, in the most fuel-efficient way, to go anywhere quickly, smoothly and quietly delivering 141kW of power and 441Nm of torque.

Monocoque body with built-in ladder frame

There are many benefits of owning a Pajero, not least the unprecedented combination of all-terrain control and luxury sedan comfort that the intelligent combination of a lightweight and highly rigid monocoque body with built in ladder frame delivers.

INVECS II with Sports Mode

The intelligent and Innovative Vehicle Electronic Control System (INVECS II) is Pajero's smooth, smart-thinking five speed automatic gearbox. When Sports Mode is engaged the transmission delivers the excitement of a manual shift with responsive, sporty and dynamic performance offering superior acceleration and overtaking with the touch of the shifter.



GLS model shown.

Independent rear suspension

Pajero's rally-proven front double wishbone and multi-link rear suspensions use coil springs and stabiliser bars to ensure each wheel moves independently of its pair on the opposite side of the axle. The result is impressive road handling and great stability even over the toughest off-road conditions.

3 tonne towing

Towing your boat, caravan or trailer is a breeze with Pajero's impressive power and torque providing a comfortable 3,000kg[^] towing capacity.

4WD CAPABILITY



2H (2WD High Range)

For normal road conditions.*



4H (Full Time 4WD)

For rough roads and hazardous conditions.*



4HLC (4WD High Range with locked centre differential)

For rugged terrain with low-grip surfaces.*



4LLC (4WD Low Range with locked centre differential)

For steep hills, sand, deep snow, etc.

SUPER SELECT II 4WD



With its Super Select II 4WD system, staying in control is second nature to Pajero. Delivering performance under the most challenging driving conditions and rugged terrains, this advanced

technology provides the option of four driving modes: 2WD High Range, Full Time 4WD and High and Low Range 4WD with locked centre differential.

Rear differential lock

For extreme and low traction surfaces including sand, thick mud, snow-covered or rocky ground, Pajero's rear differential lock delivers the traction and handling needed to prevent wheel slip and navigate treacherous situations.

[^]Subject to state regulations and towbar designs. A Weight Distribution Hitch (WDH) is recommended for towball downloads exceeding 135kg. For further information please refer to the Pajero Owner's manual.

*Pajero's advanced SS4 II lets you shift between 2H, 4H and 4HLC modes at speeds of up to 100kph. 4WD operation requires special driving skills. Please read the owner's manual and drive safely.


GUIDE. PROTECT. CONNECT.

MiTEC

Mitsubishi Motors Intuitive Technology or MiTEC, is an integrated system[^] of brilliant innovations in action, working in unison to guide and protect, alert and connect, even entertain. It thinks like you, reacts like you, before you even know it. MiTEC delivers unsurpassed safety and next generation features to the modern-day driver.

These significant safety features coupled with Mitsubishi's Reinforced Impact Safety Evolution (RISE) body have earned Pajero the maximum ANCAP safety rating of 5 stars so you can rest assured you're driving one of the safest cars on the road.





Active Stability Control

Mitsubishi's Active Stability Control intuitively recognises when you over-steer or under-steer and applies brake force to appropriate wheels to keep you stable through corners.



Active Traction Control

Mitsubishi's Active Traction Control helps maintain traction on most slippery or rugged surfaces. Active Traction Control automatically controls the engine output – so driving wheels are prevented from spinning. Sensing loss of traction in independent wheels it then applies braking force to that particular wheel and sends extra power and torque to other wheels with traction, to keep the vehicle moving and in control.



Auto High Beam

Mitsubishi's Auto High Beam detects both the headlights of oncoming vehicles and the tail lights of vehicles ahead, automatically switching between high or low beams.




Auto Dusk Sensing Headlamps*

Mitsubishi's Dusk Sensing Headlamps automatically illuminate in fading light or when travelling through a tunnel, allowing you to keep your hands on the wheel and your focus on the road ahead.



Auto Rain Sensing Wipers*

Mitsubishi's Rain Sensing Wipers activate automatically when moisture is detected on the windscreen, allowing you to keep your hands on the wheel and your focus on the road ahead.



Multi-mode ABS with EBD and EBA

Pajero's Anti-lock Braking System is fitted with Electronic Brakeforce Distribution and Emergency Brake Assist ensuring even, efficient distribution of braking power to each wheel, regardless of cargo or passenger load and road surface. It's all about maximising braking power and driving stability for your care.



Reverse Camera & Sensors*

Mitsubishi's Reverse Camera and Parking sensors assist when parking in tight spots. Sensors detect and warn you if you're getting too close to objects behind you when reversing into a parking space.



*GLS model only.

KEY SPECIFICATIONS AND FEATURES

KEY	■	Standard
	–	Not available

	GLX	GLS
	4WD AUTO	4WD AUTO
Engine		
Type	3.2L 4M41 DID Turbo Diesel	
Size (L)	3.2	
Compression ratio	16.0:1	
Displacement (cc)	3200	
Bore x Stroke (mm)	98.5 x 105.0	
Maximum Power (kW@rpm)	141 @ 3800	
Maximum Torque (Nm@rpm)	441 @ 2000	
Fuel Type	Diesel	
Fuel consumption (ADR 81/02per 100km)*	9.1	
CO2 - g/km	240	
Fuel tank capacity (L)	88	
Transmission		
Type	Auto	
Number of speeds	5	
Manual shift mode	■	
Gear ratio 1st	3.520	
2nd	2.042	
3rd	1.400	
4th	1.000	
5th	0.716	
Reverse	3.224	
Final drive ratio	3.692	
4WD transfer box - High / Low ratio	1.000 / 1.900	
Super Select II 4WD	■	■
Rear differential lock	■	■
Chassis		
Front brakes	Ventilated disc	
Rear brakes	Ventilated disc	
Front suspension	Double wishbone, coil spring & stabiliser bar	
Rear suspension	Multi-link, coil spring & stabiliser bar	
Wheels and Tyres		
Wheel type	Alloy	Alloy
Wheel size (inches)	17 x 75J	18 x 75J
Tyre size	265/65R17 112H	265/60R18 110H
Spare wheel type	Full size - Alloy	

	GLX	GLS
	4WD AUTO	4WD AUTO

DIMENSIONS AND WEIGHTS	Exterior Dimensions		
	Overall length (mm)	4900	
	Overall width (mm)	1875	
	Overall height (mm)	1900	
	Wheelbase (mm)	2780	
	Turning circle, kerb to kerb (m)	11.4	
	Approach angle (degrees)	36.6	
	Departure angle (degrees)	25.0	
	Ramp breakover angle (degrees)	22.5	
	Ground clearance (mm) - minimum, unladen	225	
	Fording depth (mm)	700	
	Interior Dimensions		
	Front head room (mm)	1056	
	Front leg room (mm)	1049	
	Front shoulder room (mm)	1482	
	2nd row head room (mm)	1017	
	2nd row leg room (mm)	907	
	2nd row shoulder room (mm)	1451	
	3rd row head room (mm)	961	
	3rd row leg room (mm)	615	
	3rd row shoulder room (mm)	1372	
	Weights and Capacities		
	Kerb mass (kg)	2302	2319
	Gross vehicle mass (GVM) - (kg)	3030	
	Gross combination mass (GCM) - (kg)	6030	
	Maximum payload (kg)	728	711
Maximum front axle load (kg)	1330		
Maximum rear axle load (kg)	1780		
Towing capacity - braked (kg)	3000		
Towing capacity - unbraked (kg)	750		
Towing capacity - maximum towball load (kg)	250/180		
Maximum roof load (kg)	100		
Cargo			
Capacity (L) - VDA (to top of 2nd row seat back)	1069		
Capacity (L) - VDA (max. capacity to roof - 2nd & 3rd row seats folded)	1789		
Cargo room length (mm) - all seats up	170		
Cargo room length (mm) - with 2nd row seats folded	-		
Cargo room length (mm) - with 2nd & 3rd row seats folded	1429		
Cargo room length (mm) - with 3rd row seats folded	846		
Cargo room width (mm)	1396		
Cargo room height (mm)	1111		
Width between wheel arches (mm)	1028		
Active Safety			
Emergency Brake Assist system (EBA)	■	■	
Active Stability Control (ASC)	■	■	
Active Traction Control (ATC)	■	■	
Anti-lock Braking System (ABS)	■	■	
Electronic Brakeforce Distribution (EBD)	■	■	
Brake Override System (BOS)	■	■	

SAFETY, SECURITY AND DRIVER ASSISTANCE

	GLX	GLS
	4WD AUTO	4WD AUTO
Airbags		
Driver & front passenger SRS airbags	■	■
Driver & front passenger side SRS airbags	■	■
Curtain SRS airbags	■	■
Seat Belts		
Front seat belt pretensioners	■	■
Auto Locking Retractor (ALR) seatbelts on outboard 2nd row seats	■	■
Child Safety		
ISO-Fix child seat anchorage		2
Child restraint top tether		3
Child proof rear door locks	■	■
Power window lock driver control - passenger windows	■	■
Driver Assistance		
Cruise control	■	■
Electrochromatic rear view mirror	■	■
Automatic dusk sensing headlights	-	■
Speed sensitive intermittent windscreen wipers	■	■
Automatic rain sensing wipers	-	■
Intermittent rear wiper and washer	■	■
Parking Assistance		
Rear view camera	■	■
Rear parking sensors	-	■
Security		
Theft protection alarm	■	■
Encrypted engine immobiliser	■	■
Smartphone link Display Audio (SDA) with touch screen	■	■
Touch screen size (inches)		7.0
Android Auto	■	■
Apple CarPlay	■	■
Premium audio	-	■
Speakers	6	12
Subwoofer	-	■
Bluetooth connectivity with voice control & audio streaming	■	■
Digital Audio Broadcast (DAB) radio	■	■
AM/FM radio	■	■
USB input		2
HDMI input	■	■
Keyless entry with central door locking	■	■
Multifunction steering wheel controls	■	■
Tilt adjustable steering column	■	■
Auto up/down driver control - driver side window	■	■
Side and rear window demisters	■	■
Accessory socket (12V)		3
Climate control (No of zones)		1
Rear zone air conditioning control	■	■
Rear air conditioner	■	■
Rear air conditioning vents	■	■
Dust and pollen filter	■	■

	GLX	GLS
	4WD AUTO	4WD AUTO
Door handles	Body Colour	Chrome
Privacy glass	-	■
Roof rails	■	■
Rear spoiler		Body Colour
Side steps	■	■
Wheel arch moulding		Body Colour
Headlights low beam		HID
Headlights high beam		HID
Headlight levelling function		Auto
Headlight washers	■	■
Daytime Running Lights (DRL)		LED
Fog lights (front)		Halogen
Fog lights (rear)		Halogen
Brake lights		Incandescent
Electric adjustment mirrors	■	■
Electric fold control mirrors	■	■
Heating function	■	■
Integrated turn indicator	■	■
Finish	Body Colour	Chrome
Leather bound steering wheel	■	■
Leather bound gearshift	■	■
Leather bound park brake	■	■
Carpet floor covering	■	■
Fabric seat trim with synthetic leather bolster	-	■
Fabric seat trim	■	-
Heated front seats	-	■
Driver's seat power adjustment	-	■
Driver's seat manual adjustment	■	-
Driver's seat lumbar adjustment	-	■
Front passenger's seat power adjustment	-	■
Front passenger's seat manual adjustment	■	-
2nd row centre armrest with cupholders	■	■
2nd row split folding function		60:40
2nd row recline adjustment	■	■
3rd row recline adjustment	■	■
3rd row removable from vehicle	■	■
Centre console with storage box and lid	■	■
Cup holders		4
Door pockets - front and rear	■	■
Seat back pocket - driver and passenger	■	■

PERSONALISE YOUR PAJERO FOR GREAT ADVENTURES

Maximise the value of your investment with Genuine Mitsubishi Accessories

Thule Luggage Pod

Roof Rack Cross Bars

Bonnet Protector

Headlamp Protectors

Driving Lights

Alloy Nudge Bar



**MITSUBISHI
DIAMOND
ADVANTAGE**
GENUINE ACCESSORIES

**NOT GENUINE?
DON'T RISK IT.**



Nudge Bar



Front Protection Bar
(Alloy or Steel)



Towball - Chrome Towball Cover
sold separately



Towball



Driving lights



Rear Spare Wheel Lifter



Bonnet Protector



Headlamp Protector



Weathershield



Vinyl Spare Wheel Cover



Thule Bike Carrier



Thule Luggage Carrier



Thule Ski Carrier



Cargo Barrier



Cargo Liner
(Hard Plastic)



Cargo Carpet Mat



Neoprene Seat Covers -
Front, Rear and Third Row Seats



Rubber Mats



Carpet Mats

Mitsubishi genuine accessories have been designed to maintain the integrity of your vehicle and work with all driving systems. Please ensure if fitting non-genuine accessories that they do not interfere with any of the vehicle safety sensors as this may lead to system malfunction and/or false activation. Some accessories are not offered by Mitsubishi on certain models as they interfere with vehicle safety sensors. GENUINE ACCESSORY WARRANTY Mitsubishi Motors Australia Limited warrants that Genuine Accessories will be free from defects in material under conditions of normal use and service within Australia. When Genuine Accessories are fitted prior to the owner taking delivery of the vehicle, Genuine Accessories are covered by a 36 months or 100,000km Warranty. When Genuine Accessories are fitted after the owner has taken delivery of the new Vehicle, Genuine Accessories are warranted for whichever is the greater of the following - The balance of 36 months or 100,000km (whichever occurs first) from date of vehicle delivery; or - 12 months or 20,000km (whichever occurs first) from date of fitment. Pictures shown for illustration purpose and may not be product specific. Please check with your Mitsubishi dealer for specific model application.

COLOUR



White (S)



Warm White (P)



Terra Rossa (P)



Deep Bronze (M)



Sterling Silver (M)



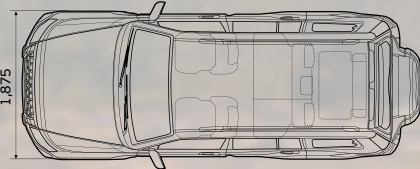
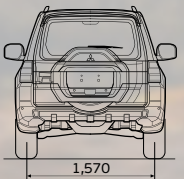
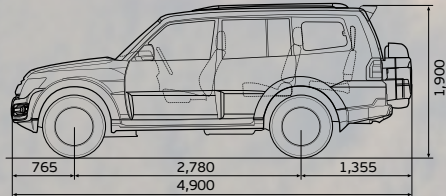
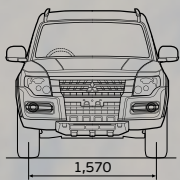
Graphite (M)



Pitch Black (P)

(M) Metallic
(P) Pearlescent
Optional extras

EXTERIOR DIMENSIONS (MM)




Book a
test drive




Build
& Price

UPHOLSTERY



GLX - Fabric



GLS - Sports cloth with
leather look bolster

**MITSUBISHI
DIAMOND
ADVANTAGE**

All Mitsubishi Motors vehicles come with the Mitsubishi Diamond Advantage[^] - Warranty, Capped Priced Servicing and Roadside Assistance so that no matter where the road takes you, we will be there with you. Ask your Dealer or visit mitsubishi-motors.com.au to find out more.

[^]Conditions apply. Excludes Government, Rental and National Fleet customers. See mitsubishi-motors.com.au for further information. Always consult your authorised Mitsubishi Dealer for the latest details on specifications, options, prices, availability and conditions on New Vehicle warranty. All product illustrations and specifications referred to herein are believed to be correct at the time of publication approval. Subject to any applicable Federal, State or Territory Laws or ordinances, which may apply from time to time, Mitsubishi Motors Australia Limited reserves the right, without notice, or obligation, to discontinue or make changes to designs, specifications, colours and materials of the options and products referred to herein at any time without incurring any liability to any purchaser thereof. © Mitsubishi Motors Australia Limited. ABN 53 007 870 395 PAJ1118 MY20 MMA1281