

Fun Activities Using Technology to Develop and Conduct a Safety Fair

Ablenet Webinar – Aug. 18, 2020

Mary Hager MA, OTR/L, FAOTA

Project Goals

Conduct a Safety Fair for Students with Disabilities to help them:

- Plan an Event
- Learn about Safety
- Learn how to put a Poster together
- Use Technology
- Develop Presentation Skills
- Interact with the Community
- Get Parents involved

Getting Started

- Explain Safety Fair to Students
- Choose Topics
 - Provide List
 - Help from Home, Staff and Self
- Obtain Materials and Supplies
 - Tri-Fold Poster Boards
 - Trim
 - Colored Paper, Scissors, Glue or Glue Sticks, Tape

Student Safety Fair – Chosen Topics

Food Safety

Tornado Safety

Video Game Safety

Medication Safety

Lawnmower Safety

Heat Stress

Holiday Safety

Fire Safety

Internet Safety

Shark Safety

Sports Injuries

Sunburn & Tanning Safety

Halloween Safety

Driver Safety

Swimming & Boating Safety

Kid's Safety

Drug Safety

Initial Board Preparation

Skills employed:

- Fine Motor
- Organization / Spatial Orientation
- Decision Making
- Collaboration (Students)

Poster Preparation



Poster Preparation




Poster Preparation




Technology Skills to gather Information

- Searching Topic with Computers
 - Employing assistive Devices
- Group Sessions researching Subjects with Chromebooks
- Typing and Printing Pictures, Titles and Lists to put on Poster Boards

Information Gathering




Student Collaboration



Assisting Student with Topic



Learning to Use Chromebooks



Class Searching Topics




Employing Assistive Devices




Big Letter / Number Keyboard

Using Big Letter / High Contrast Keyboard



Communication Device



Community Interaction

- Improve Verbal and Social Skills
- Invited Safety Speakers
 - Public Safety
 - Fire Safety
 - Financial
 - Red Cross
 - Water Safety (Beach Patrol)
 - Weatherman (Hurricanes, Tornados)

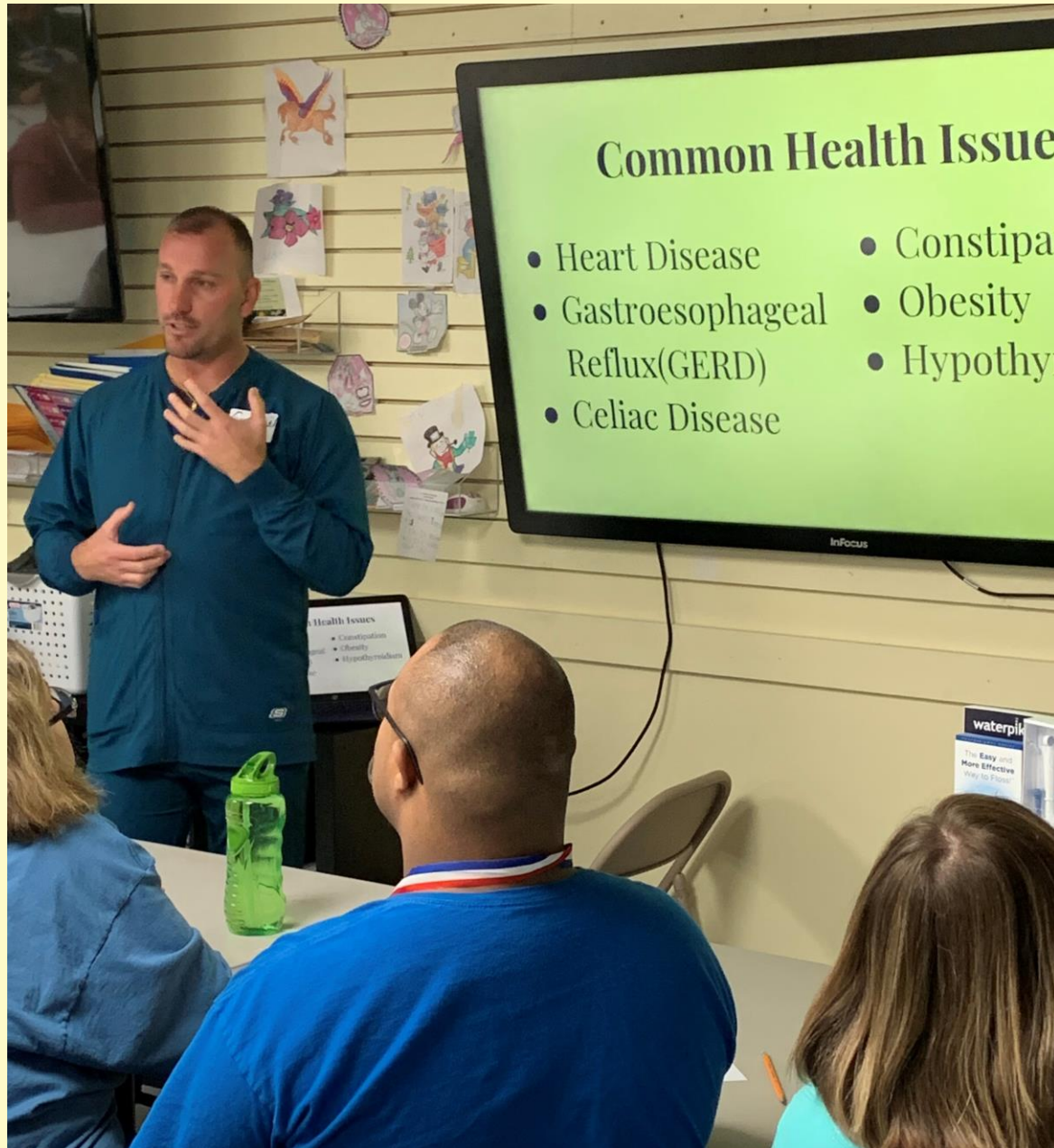
Invited Safety Speakers



Invited Safety Speakers




Invited Safety Speakers




Practicing in Front of Class

- Organizing Thoughts
- Practicing Presentation
 - Verbal Skills
 - Fine Motor
 - Directionality
 - Standing in front of Group
 - Eye Contact
- Students learned about the various Safety Topics listening to Presentations

Practice



Practice




Practice



The Big Night

- Who do we invite?
 - Parents and Friends
 - Special Guests

The Big Night



The Big Night



The Big Night



The Big Night



Certificate of Achievement

Is hereby awarded to:



for outstanding performance and dedicated effort to the
Safety Fair Project



January 29, 2020

What Students learned from the Safety Fair

- Safety
- Planning
- Using Computers and Assistive Devices
- Presentation Skills
- Social Skills: Communicating and Working together
- Fine Motor Skills

Parent Involvement

- Provided regular Notices of Project
- Helped with Topic Selection
- Helped find and print Pictures
- Helped Practice at Home
- Attended Safety Fair
- Learned about Safety also

Conclusions

- Project was successful
- Students found it Fun and Educational
- Students learned about Safety and became more Safety Conscious
- Technology Skills were improved
- Gained Community Recognition and Involvement
- Good Support from Parents
- Increased Collaboration between Students
- Increase Collaboration between Staff

Thank You

- Questions?

Large Letter Keyboards

- Can be purchased online from several companies.
 - AbleNet
 - Ergoguys
 - Type Easy
 - Walmart, Staples, Office Max, etc.