

FURNITURE REQUEST FOR PROPOSALS

INQUIRIES AND PROPOSALS SHOULD BE DIRECTED TO:

Norie Pride
Chief Operating Officer
Mailing Address: 2647 Ohio Ave, St. Louis, MO 63118
E-mail Address: npride@kippstl.org

KIPP St. Louis

School Furniture Request for Proposals

About KIPP St. Louis

KIPP St. Louis is charter school network within the City of St. Louis which currently operates Inspire Academy Middle (5-8) and Victory Academy Elementary (K-1). In July 2015, we will add 2nd grade to Victory Academy Elementary, and open Triumph Academy Middle (5) and Wisdom Academy Elementary (K-1). It is anticipated that in 2015-16 KIPP St. Louis will serve nearly 960 students in 2015-16 (500 K-2 and 460 middle school), and 1,430 student in 2016-17 (900 K-3 and 530 middle school). KIPP St. Louis expects to continue to grow over five years to an approximate of 2,300 total students.

Vendor Qualifications

- 1) The vendor who will be chosen is expected to have experience in successful design, sourcing, delivery and installation of furniture in a PK-12 education setting.
- 2) The chosen vendor must be able to effectively execute all four steps of the furniture procurement process from design to installation.
- 3) Additionally, the vendor must have the ability to source product from a variety of manufacturers and sources.
- 4) The vendor must be able to accommodate a July 1, 2015 delivery deadline.

Specifications for KIPP St. Louis

KSL requests price schedules and specifications for five categories of products: student chairs, student desks, office chairs, U-shaped/horseshoe tables and teacher desks. Please note quantities below are estimates. If alternative manufacturers are quoted, please provide additional detail on comparability.

	Specifications	Manufacturer	Model #	Quantity
Student chairs	<ul style="list-style-type: none"> • 16" • Stackable, at least 5 high 	Smith Systems	11848	510
	<ul style="list-style-type: none"> • 18 inch 	Smith Systems		120
Student desks	<ul style="list-style-type: none"> • 18" x 24" x 22" – 30" • Single desk • Steel book box – 15" x 20" x 4" 	Smith Systems	01600	392
	<ul style="list-style-type: none"> • 20" x 27" x 22"-30 • Single desk 	Smith Systems	01650	66
	<ul style="list-style-type: none"> • 20" x 48" x 22"- 30" • Double desk 	Smith Systems	01660	28

KIPP St. Louis School Furniture Request for Proposals

Horseshoe table	<ul style="list-style-type: none"> • 21" – 30" 	Smith Systems	01934	15
Teacher chair	<ul style="list-style-type: none"> • 31.25"D x 26.0"W x 38.5"H • Mesh back • Pneumatic seat height adjustment • 360 degree swivel • Tilt lock and tension 	Hon	H5713	45
Teacher desk	<ul style="list-style-type: none"> • 24"D x 60" W rectangle worksurface • LAM: Brilliant white • EDGE: brilliant white, grommets • CLR: white • 24"D x 28"H O-Leg Support for worksurface 	Hon	HLSLR2460W	20

Note that additional items will be required based on school specifications. These items will be determined during the design phase of the project.

Delivery

Furniture will be delivered and installed across three campuses:

- 1) KIPP Victory Academy Elementary School/KIPP Triumph Academy Middle School – 955 Arcade Avenue, St. Louis, MO 63112
- 2) KIPP Wisdom Academy Elementary School – 2647 Ohio Avenue, St. Louis, MO 63118
- 3) KIPP Inspire Academy Middle School – 1212 North 22nd Street, St. Louis, MO 63106

Samples

On request, and without cost to KSL, any bidder shall submit such full size samples of furniture/equipment which in the opinion of KSL are necessary to judge adequately the character, quality and construction of the product. Failure to comply within the time prescribed shall be deemed sufficient grounds for rejection of the bid.

KIPP St. Louis
School Furniture Request for Proposals

Responses must include

- A. Itemized price schedule for each furniture specification above, including manufacturer and basic specifications. Pricing not to include Sales Tax; KIPP St. Louis is tax exempt. Please utilize negotiated pricing for any applicable associations (educationplus, Missouri Charter Public School Association) where advantageous.
- B. Detailed services price schedule that breaks out fees for each step of process – design, sourcing, delivery and installation. Please utilize negotiated pricing for any applicable associations (educationplus, Missouri Charter Public School Association) where advantageous.
- C. Delivery/installation options and capabilities, including warehousing abilities and on-site support.
- D. Clearly indicate in your proposal any value added proposal, incentives and/or enhancements and additional costs relating to such.
- E. Your company overview.
- F. Team Information relative to who would be assigned to our account, and in what capacity.
- G. What do you consider to be your firm's specialties and strengths?
- H. What other services, in addition to furniture sourcing, delivery and installation, can your firm offer to our schools?
- I. What makes your firm different from others who may submit proposals?
- J. Examples of innovative solutions your firm has implemented at other schools.
- K. Three references of other education institutions for which you provide furniture? If so, include the length of time you have worked with the client, the current contact name, company name, title and phone number for each contact.
- L. What other services your firm provides that will be included in your fees; or if optional, what the cost is for those services.
- M. Are there are any existing or potential relationships between your firm or any employee or officer of KSL that could lessen your independence and objectivity because of a perceived or actual conflict of interest?

KIPP St. Louis

School Furniture Request for Proposals

Evaluation Criteria

The following criteria shall be employed in the evaluation of proposals and the concurrent decision to award this contract to the successful bidder. These criteria are, not necessarily in listed order of importance:

- 1) Overall ability to meet KSL's needs
- 2) Overall capacity to perform reliably and with integrity
- 3) Cost quoted in proposal
- 4) Ability to meet delivery and installation timetable
- 5) Meeting or exceeding functional specifications
- 6) Warranties and/or guarantees
- 7) Conformance of proposal to instruction for format and contents of proposal

Additional Comments

All information and material returned with proposals shall become part of any contract which results from this proposal. Any proprietary information submitted for review should be submitted in a separate sealed envelope plainly marked as proprietary information. KIPP St. Louis (KSL) will disclose this information only to the members of the evaluation committee. KSL reserves the right to reject any or all proposals as may be in the best interest of the KSL as determined by KSL. Interpretations, changes, modifications or additions to the Request for Proposal resulting from any inquiries, shall be published by addenda to all those receiving the original proposal package. All materials submitted become the property of the KSL and will not be returned.

Vendors requiring any interpretations or clarifications regarding the request for proposals shall direct such questions to Norie Pride at KIPP St. Louis, npride@kippstl.org.

**KIPP St. Louis
School Furniture Request for Proposals**

Proposal submission and presentation guidelines

Bids shall be plainly marked on the outside of ONE sealed envelope with:

Furniture Bid for KIPP St. Louis Public Schools – March 23, 2105

and delivered to Norie Pride at 955 Arcade Avenue, St. Louis, MO 63118 by 2:00 PM central standard time on Monday, March 23, 2015.

The name of the bidder shall be noted on the lower left corner of the sealed envelope. Electronic submissions may be accepted if requested. Any electronic submission requests should be made directly to Norie Pride, npride@kippstl.org.

Each bidder should submit a standard agreement along with the bid. KSL may or may not have suggested revisions. If mutually acceptable terms and contract language cannot be worked out with the bidder in question, KSL will consider a different bidder's proposal.

It should be understood that KSL reserves the right to reject any and all proposals submitted and/or to request additional information. Furthermore, the furniture purchased will be from the firm, which, in the opinion of KSL, is the best qualified. All bids must be delivered to KIPP St. Louis by bid close date and time. Late bids will be unopened and discarded. Failure to comply will result in disqualification.

Bidders Name	Official Title	Phone Number
--------------	----------------	--------------

Address

City	State	Zip Code
------	-------	----------

Bidders Signature	Date
-------------------	------



SINGLE STUDENT MODELS:

- MODEL 01600: 18" X 24"
- MODEL 01601: 18" X 24" (HARD PLASTIC)
- MODEL 01650: 20" X 27"
- MODEL 01651: 20" X 27" (HARD PLASTIC)

TWO STUDENT MODELS:

- MODEL 01660: 20" X 48"
- MODEL 01661: 20" X 54"

**2-Student Silhouette 20" x 54",
Model 01661** Shown in Asian
Night top with Fuchsia edge and
Platinum frame.

SILHOUETTE™ DESKS

OVERVIEW

The Silhouette Desk is a contemporary desk for traditional classrooms, combining elegant design, durability and functionality. It's stable and strong, and its leg design allows easy ingress and egress. A backpack peg is now standard, too. Choose from three Bookbox options.

- Cantilevered design allows easy ingress and egress.
- Adjustable leg height from 22"-30" in 1" increments. Only two (not four) legs to adjust.
- Choose from three durable desktops, 1 1/4" thick or 3/4" thick with high-pressure laminate surface, or hard plastic.
- Choose from several edge band treatments.
- Rugged powder coat surface on legs resists wear.
- Lockable endcap/glide combination that resists tampering.

COLOR OPTIONS

FRAME

- BLACK ● PLATINUM

EDGE CHOICES

- | | | |
|-------------|----------------|----------------|
| ● APPLE | ● CHOCOLATE | ● PERSIAN BLUE |
| ● BLACK | ● CLEMENTINE | ● PURPLE |
| ● BLUEBERRY | ● FOREST GREEN | ● RED |
| ● BURGUNDY | ● FUCHSIA | ○ WHITE |
| ● CERULEAN | ● MINT | ● YELLOW |
| ● CHAMPAGNE | ● MOCHA | ● PLATINUM |
| ● CHARCOAL | ● NAVY | |

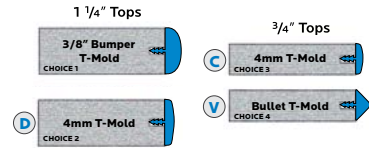
LAMINATE CHOICES

- | | | |
|----------------|---------------|---------------|
| ● AMBER CHERRY | ● GOLDEN OAK | ● PEWTER MESH |
| ● ASIAN NIGHT | ● GREY MESH | ● TAN ECHO |
| ● BLOND ECHO | ● GREY NEBULA | ● WILD CHERRY |
| ● FUSION MAPLE | ● NEW AGE OAK | |



Model 01650. Shown in Blond Echo top with Platinum edge and Platinum frame. Optional SW tote tray, Model 30925 and optional 18" Flavors™ Stack Chair, Model 11849.

**Silhouette Single-Student Desks
Have Top and Edge Choices**



MODEL	DESCRIPTION		D"	W"	H"	F.C.	CUBE	WT.	UPS
01600	Silhouette Desk	Single Student	18	24	22-30	70	1.2	36	*
01650	Silhouette Desk	Single Student	20	27	22-30	70	1.3	40	*



HARD PLASTIC DESK TOP COLOR CHOICE

- CHERRY
- GREY
- MAPLE
- SAND
- OAK

Hard plastic is not on our Quick Ship program.

Model 01650. Shown in Golden Oak hard plastic top, with Platinum frame.

MODEL	DESCRIPTION		D"	W"	H"	F.C.	CUBE	WT.	UPS
01601	Silhouette Desk	Hard Plastic top	18	24	22-30	70	1.3	36	*
01651	Silhouette Desk	Hard Plastic top	20	27	22-30	70	1.3	40	*



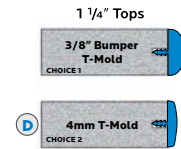
FOR MORE INFORMATION CALL 1-800-328-1061
OR VISIT WWW.SMITHSYSTEM.COM





2-Student Silhouette 20" x 54", Model 01661 Shown in Asian Night top with Fuchsia edge and Platinum frame.

Silhouette Two-Student Desks Have Top and Edge Choices



MODEL	DESCRIPTION		D"	W"	H"	F.C.	CUBE	WT.	UPS
01660	Silhouette Desk	Two Student*	20	48	22-30	70			*
01661	Silhouette Desk	Two Student*	20	54	22-30	70			

**Available in 1 1/4" top only.*

OPTIONAL ACCESSORIES:



Steel Bookbox
Durable Steel Bookbox in rugged Black or Platinum powder coat finish. Special order Champagne.



Wire Bookbox
Wire Bookbox in rugged Black powder coat finish.



Extra Wide Tote Tray
Translucent EW tote tray interfaces with Cascade™ Storage Units that hold EW Trays.

MODEL	DESCRIPTION	D"	W"	H"	F.C.	CUBE	WT.	UPS	
<i>Silhouette Desk Accessories</i>									
17190	Steel Bookbox - for 18 x 24 & 20 x 27 desk	15	20	4	70	3.0	8	*	
17192	Steel Bookbox - for 18 x 24 & 20 x 27 desk	15	17	4	70	3.0	8	*	
17200	Wire book basket	15	18	3.5	70	3.0	5	*	
30925	SW (Standard Width) tote tray with housing	16.8	13.5	3	70	1.13	8	*	
30926	EW (Extra Wide) tote tray with housing	16.8	19.6	3	70	1.13	10	*	
17573	2.5" Dual-Wheel Caster Pack - Set of 4, 4 Locking	4	4	2	70	0.5	2	*	



FOR MORE INFORMATION CALL 1-800-328-1061
OR VISIT WWW.SMITHSYSTEM.COM



activity table - horseshoe

model #: 01933, 01934, 01935

horseshoe activity table 60" x 66"

DIMENSIONS + FREIGHT:

MODEL #	D"	W"	H"	F.C.	CUBE	WEIGHT
01933	60"	66"	21"-30"	70	4.2	130 lbs.
01934	60"	66"	15"-24"	70	4.1	130 lbs.
01935	60"	66"	11"-16"	70	4.1	129 lbs.
carton	60"	67"	1.5"	70		

OVERVIEW:

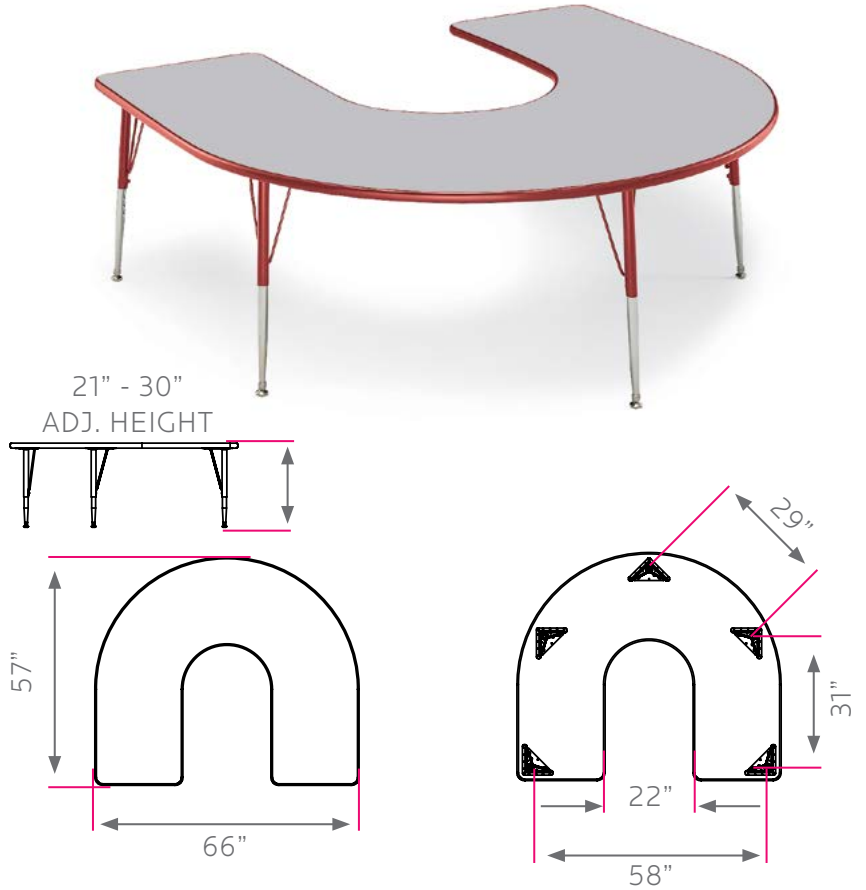
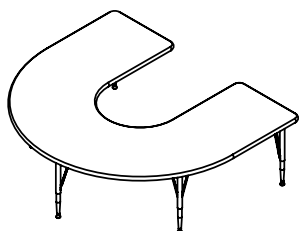
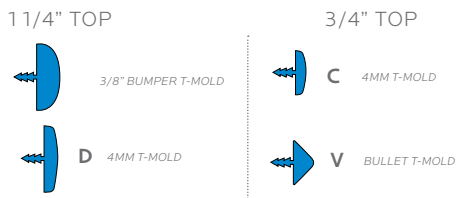
This classroom standby is perfect for small group instruction. Sturdy and stable with gracefully strong legs. The line's height ranges are adequate for students from pre-K through adult. Legs available in a choice of three height ranges (21"-30", 15"-24" or 11"-16").

MATERIALS:

The 1 1/4" thick **WORK SURFACE** consists of a 45 lb. density particle board core with a .030" high-pressure laminated surface and a .020" melamine backer sheet. The edge of the work surface features 3/8" bumper edge molding that is mechanically fastened every 6 to 8 inches to assure a long lasting fit.

The **UPPER LEG** is made of an 18-gauge 1" diameter steel tube that is protected by a durable powder coat finish (available in 8 different colors) and a 16-gauge mounting plate which adds stability and strength. Legs attach to an easy-on bracket that is already mounted to the desktop, requiring only one screw per leg for secure assembly. The 12-gauge **LOWER LEG** is a chrome-plated tube to resist scuffing. The telescoping leg adjusts in 1" increments, and is swedged to accept our outside hold design which stays longer and lasts longer as well as features a chrome-plated swivel base & nylon contact pad.

ACTIVITY TABLE TOP & EDGE PROFILE



LAMINATE CHOICES

- AMBER CHERRY
- ASIAN NIGHT
- BLOND ECHO
- FUSION MAPLE
- GOLDEN OAK
- GREY MESH
- GREY NEBULA
- NEW AGE OAK
- PEWTER MESH
- TAN ECHO
- WILD CHERRY

ACTIVITY LEG COLOR CHOICE

- BLACK
- CHAMPAGNE
- FOREST GREEN
- NAVY
- PERSIAN BLUE
- PLATINUM
- PURPLE
- RED
- YELLOW

ACTIVITY EDGE COLOR CHOICE

- APPLE
- BLACK
- BLUEBERRY
- BURGUNDY
- CERULEAN
- CHAMPAGNE
- CHARCOAL
- CHOCOLATE
- CLEMENTINE
- FOREST GREEN
- FUCHSIA
- MINT
- MOCHA
- NAVY
- PERSIAN BLUE
- PURPLE
- RED
- WHITE
- YELLOW
- PLATINUM

flavors stack chair

model #: 11845, 11846, 11847, 11848, 11849

OVERVIEW:

*BIFMA compliant.

Comfortable seat helps students keep proper posture and provides support for back and legs. Flat seat pan with waterfall front edge. Available in 6 sizes, 8", 10", 12", 14", 16" and 18". Chair shell comes in 18 colors and frame in Chrome or Platinum.

MATERIALS:

The **SHELL** is 100% virgin polypropylene material with a shallow seat pan allowing four-position seating for infinite seating styles. The back supplies rigid support while being specifically designed with added flexibility that adapts to individual requirements and supplies long lasting comfort. The shell includes an integrated handle molded in for easy movement of the chair.

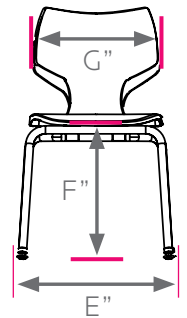
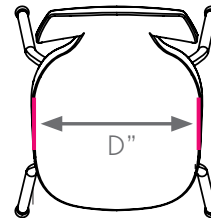
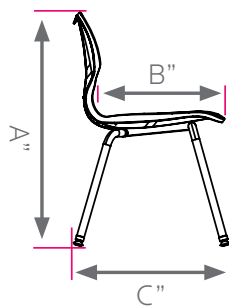
The **FRAME** is constructed of strong 1" x 18-gauge tubing that is chrome plated for long lasting, durable finish is capped off with our durable nylon base swivel glides (steel and felt also available). The shell is attached to 16-gauge brackets via a metal to metal steel riveted connection and includes an integrated handle molded in for easy pick-up and moving of the chair.

OPTIONS:

Nylon glide is standard.

Felt glide option : Add 'F' to follow Model No.
Steel glide option : Add 'S' to follow Model No.

(set of 4 installed - upcharge for felt or steel glide).



DIMENSIONS + FREIGHT:

*product is UPSable.

MODEL #	SHELL (H")	A	B	C	D	E	F	G	F.C.	CUBE	WEIGHT
11844	C (8")	18"	12"	13.5"	12"	15"	8"	11"	125	1.2	6 lbs.
11845	C (10")	20"	12"	13.5"	12"	15"	10"	11"	125	1.2	7 lbs.
11846	C (12")	22"	12"	14.5"	12"	15"	12"	11"	125	1.2	7 lbs.
11847	B (14")	26"	14.5"	17"	14.5"	17.5"	14"	13.75"	125	2.0	9 lbs.
11848	B (16")	29"	14.5"	18"	14.5"	17.5"	16"	13.75"	125	2.0	9 lbs.
11849	A (18")	31"	16"	20.5"	16"	19.5"	18"	15"	125	2.7	10 lbs.



FRAME

- CHROME
- PLATINUM

SHELL

- APPLE
- CHARCOAL
- MINT
- RED
- BLACK
- CHOCOLATE
- MOCHA
- WHITE
- BLUEBERRY
- CLEMENTINE
- NAVY
- YELLOW
- BURGUNDY
- FOREST GREEN
- PERSIAN BLUE
- CERULEAN
- FUCHSIA
- PURPLE

HON

VOLT[®]
Seating



ACCOMPLISH MORE. RELAX MORE. SPEND LESS.

With a wide range of adjustments for personal comfort, distinctive styling, and a complete family of task seating that works wherever you do, Volt is an affordable solution that offers more for less. The stylish V-shaped back design is paired with a choice of fabric, leather or breathable mesh, allowing users to achieve any desired aesthetic. The personalized controls and generously proportioned seat and back deliver greater comfort, and are designed support to a wider variety of users. Volt delivers the look you desire, the comfort you demand, and the quality you expect. All at an unexpected price.

VOLT 5700 SERIES



H5701 TASK CHAIR | CENTER-TILT
1|2|3|5|6|7



H5703 TASK CHAIR | SYNCHRO-TILT
1|2|4|5|6|7



H5705 TASK STOOL
1|2|7|8

VOLT MESH SERIES



H5711 MESH BACK TASK CHAIR
CENTER-TILT
1|2|3|5|6|7



H5713 MESH BACK TASK CHAIR
SYNCHRO-TILT
1|2|4|5|6|7



H5715 MESH BACK TASK STOOL
1|2|7|8

VOLT 5720 SERIES*



H5721 TASK CHAIR | CENTER-TILT
1|2|3|5|6|7



H5723 TASK CHAIR | SYNCHRO-TILT
1|2|4|5|6|7



H5725 TASK STOOL
1|2|7|8

*Available in hundreds of HON fabrics.

UPHOLSTERED OPTIONS

Customize Volt with an optional breathable mesh back for all-day comfort. The 5700 Series features four high-quality fabrics, including upscale Black leather. The 5720 Series is available in an array of versatile textiles, from vibrant primaries to sophisticated neutrals.



MESH

UPHOLSTERED

LEATHER

COMFORT AT YOUR FINGERTIPS

- 1. Pneumatic lift.** Allows the user to easily move the seat up and down to reduce pressure on the legs and improve circulation.
- 2. 360-swivel.** Provides freedom of movement in any direction, and promotes adjustment and comfort throughout the day.
- 3. Center-tilt.** Reclines the chair from a point at the center of the seat, allowing the user to comfortably recline.
- 4. Synchro-tilt.** Reclines the back at a higher ratio than the seat, encouraging proper back alignment and increased circulation for greater comfort.
- 5. Tilt tension.** Adjusts the resistance when reclining to accommodate individual's weight and work styles.
- 6. Tilt lock.** Locks the chair in an upright position for constant back support when not reclining.
- 7. Optional height-adjustable arms.** Easily move the arms up and down to reduce stress on neck and shoulders.
- 8. Extended height/Adjustable footring.** Provides access to standing-height workstations and high tables, and footring supports the feet and lower body.