

OPEN & CLOSED

TWO-SYLLABLE WORDS

Games & Activities



Teacher Notes

Hello friends,

Teaching students to read is challenging. Students need so much practice reading different types of words in a variety of contexts to develop fluency.

This unit focuses on helping students read two-syllable words, specifically open and closed syllables with vccv, vcv, and vcccv patterns. The syllables have short vowels, one letter long vowels (i.e.: no vowel teams), and some vce vowels. The syllables do have consonant blends and digraphs. I have included -er, although no other r-controlled vowels are included.

This unit is perfect for students who know how to read cvc and vce words and who are starting to read two-syllable words, but struggle.

On page five is Word List. I have chosen words for this unit that students will both encounter in their wide reading of text, but also words that will be familiar to early elementary students.

Each of the activities approaches the word reading and syllabication slightly differently so that students have plenty of practice in a variety of activities and games. Most the games and activities are independent activities; some games can be played with a partner.

If you would like additional words or activities added to this unit, please let me know via email.

All my best,

Jessica

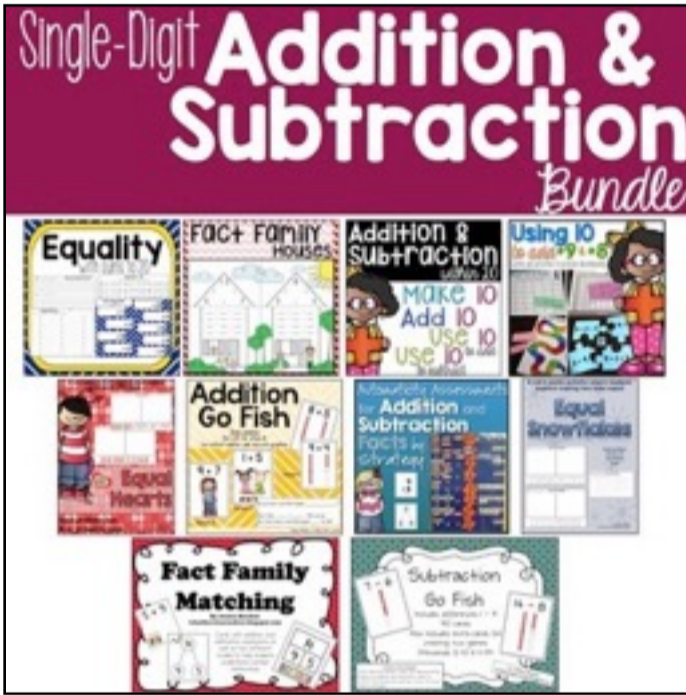

What I Have Learned

WHAT I have LEARNED



Do you like what you see?

Check out my other products:



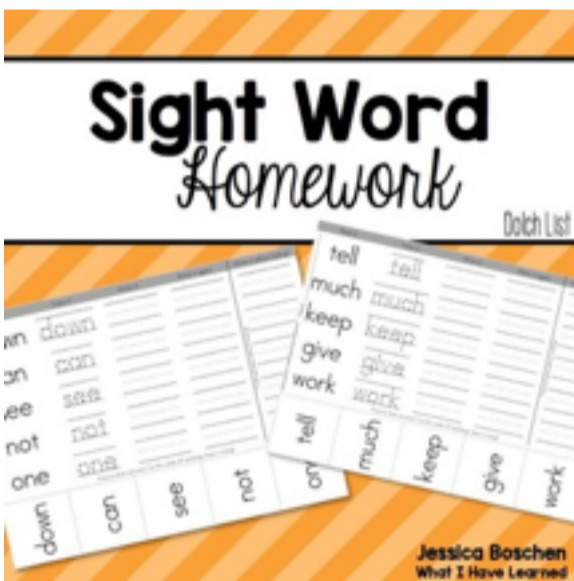
WANT MORE?

Sign up to receive updates, blog posts, resources, and exclusive freebies. Plus, receive a full product for FREE just for signing up!

First Name

E-Mail Address

SIGN ME UP!



Don't forget to earn credits by providing feedback.

If you have any questions, please email jessica@whathavelearnedteaching.com. I'm happy to help.

All rights reserved. For use in one classroom only.. This document cannot be redistributed without permission.

Thank you to . . .

KPM Doodles Lovin' Lit

David's Simple Teaching

Bubbly Borders & More



Holiday

Math

Social Studies

Science

English Language Arts

Table of Contents

| Activity / Resource | Objective | Page |
|--|---|------|
| Anchor Charts | Understand the new vocabulary and use the charts as a reference. | 6 |
| Syllable & Word Cards | Use the syllable cards for a variety of matching activities, including pocket chart sorts and Go Fish. | 13 |
| Sorts | Sort syllables, words and pictures into a variety of groups. | 38 |
| Read Words by Syllables & Fluency Strips | Read the word cards by syllables by pointing to the syllable parts. Includes picture cues. Fluency Strips have similar syllabic patterns on each strip. | 50 |
| Break Apart into Syllables | Break apart the words into syllables using a diagonal line and write the syllables separately. | 73 |
| Puzzles | Match two syllable word parts in a variety of puzzle games. Includes recording sheets. | 79 |
| Cut & Paste | Match syllable word parts to create the word. Sort open / closed syllables. | 138 |
| Roll & Spin Syllables | Roll or spin to make a word. Identify if it is a real word or a nonsense word. | 147 |
| Match Missing Syllable | Match the missing syllable to make the word in the picture. | 191 |
| Flip Book | Cut apart the syllable parts and make a flip book. Make real and nonsense word combinations. | 202 |
| Board Game | Identify if a syllable is a closed or open syllable and move along the game board. | 215 |
| Coloring | Identify if a word has open or closed syllables. Identify the syllable pattern in a word. | 222 |

Words in This Unit

Two-Syllable Words


| Closed (VC/CV) | Double Consonant (VC/CV) | Open (V/CV) | Closed (VC/V) | Closed (VC/CCV) |
|---|---|--|---|---|
| absent contact contest dentist fabric insect napkin pencil subject until cactus chapter magnet often number | funny pretty happen sudden kitten mirror rabbit dinner mitten follow | apron basic began begin bonus depend even hotel locate moment music result robot student lazy open over bacon tulip human diner silent secret pilot tiger photo humor chosen paper | robin never limit level vanish river rapid magic comet planet petal punish wagon lemon second melon present oven | monster address hundred dolphin subtract complete instant kitchen control distract |

Anchor Charts

The following anchor charts can be used as whole class reference / anchor charts or as individual reminders. Print the charts full-page or print them four-to-a-page for individual student use.

Open Syllable


An open syllable ends in a vowel sound.
Most often the vowel sound is long.



ro/bot
mu/sic
pi/lot
stu/dent

Closed Syllable

A closed syllable ends in a consonant sound.
Most often the vowel sound is short.



of/ten
fol/low
wag/on
mon/ster

Syllable Cards

The following syllable cards can be used for matching activities in pocket carts, memory games, go fish games, and much more. Any game that has a student match two parts can be played with these cards.

Printing the syllables sets on different colored paper will help students see the difference between the first and second syllable and make game playing easier. Print the cards on the same colored paper to make the games more challenging.

| | | |
|-----|-----|------|
| ab | con | con |
| den | fab | in |
| nap | pen | sub |
| un | cac | chap |
| mag | of | num |

| | | |
|------|------|------|
| sent | tact | test |
| tist | bric | sect |
| kin | cil | ject |
| til | tus | ter |
| net | ten | ber |

Word Cards

The following word cards can be use for the activities in this packet, including some of the worksheets that are open ended. The words are grouped by type of syllable pattern as listed on the Words in This Unit page.

Print the words on different colored paper to distinguish between the type of syllable division or number of syllables. Or print the word cards all on the same colored paper to make students work a little bit harder.

| | |
|---------------|---------------|
| bacon | tulip |
| human | diner |
| silent | secret |
| pilot | tiger |
| photo | humor |

| | |
|---------------|---------------|
| funny | pretty |
| happen | sudden |
| kitten | mirror |
| dinner | rabbit |
| mitten | |















Sorts

The following sorting activities allow students to approach syllabication in various ways, Syllable / Not Syllable, Open / Closed, and by Syllable Pattern.

Students sort the cards onto a sorting mat or into a pocket chart. Included on the following pages are syllables and picture cards. The Word Cards at the beginning of the unit can also be used for this sorting activities.

| Syllable / Not Syllable Sort | |
|------------------------------|--------------|
| Syllable | NOT Syllable |

| Open / Closed Syllable | |
|------------------------|-----------------|
| Open Syllable | Closed Syllable |

| | | | | |
|-----|-----|---|---|---|
| tl | sen | nt | | |
| mon | bo |  |  |  |
| ber | py |  |  |  |
| er | ph |  |  |  |
| ft | lov |  |  | 2, 4, 6, 8, 10 |
| | |  |  |  |

Read Words

The following cards have a picture with the word below it divided into syllables. With these cards, students practice reading two-syllable word by reading a part at a time.

Also included are word cards with dots under them for each syllable part.

| | |
|---|---|
|  | 2, 4, 6, 8, 10 |
| <u>a</u> <u>pron</u> | <u>e</u> <u>ven</u> |
|  |  |
| <u>ho</u> <u>tel</u> | <u>mu</u> <u>sic</u> |

| | |
|----------------|----------------|
| ba con ● ● | tu lip ● ● |
| hu man ● ● | di ner ● ● |
| si lent ● ● | se cret ● ● |
| pi lot ● ● | ti ger ● ● |
| pho to ● ● | hu mor ● ● |

Fluency Strips

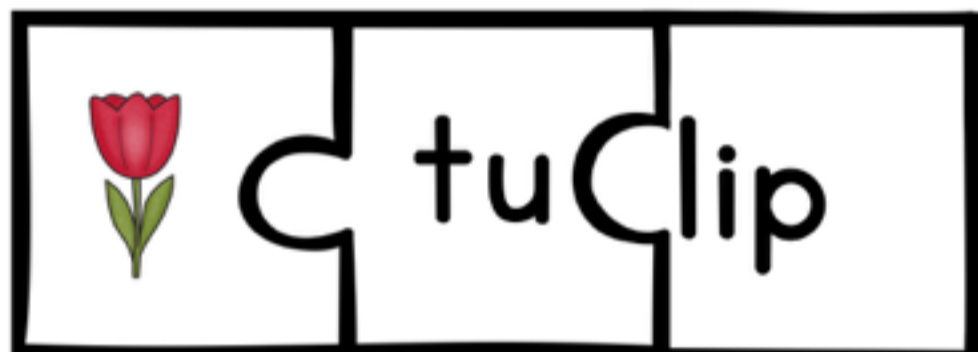
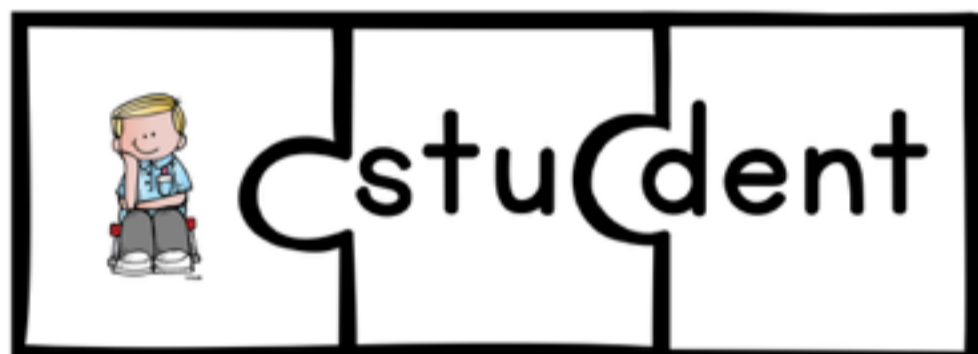
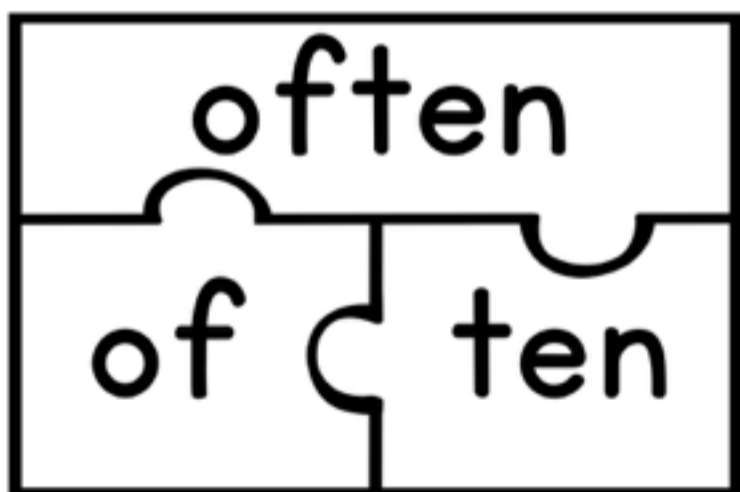
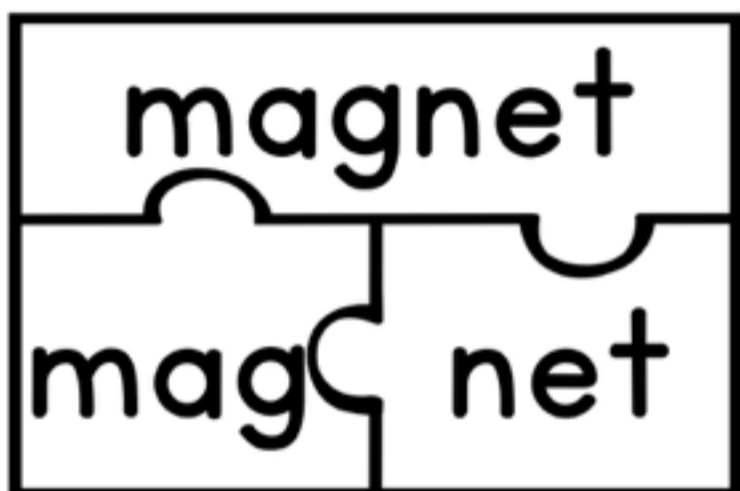
The following fluency strips have similar syllabic patterns and can be used as a quick read during guided reading groups.

| | | |
|---------|---------|--------|
| absent | funny | apron |
| contact | pretty | basic |
| contest | happen | began |
| dentist | sudden | begin |
| insect | kitten | beyond |
| napkin | mirror | bonus |
| pencil | tissue | depend |
| subject | raccoon | even |
| cactus | address | hotel |
| chapter | rabbit | locate |
| magnet | | |

| | | |
|---------|--------|---------|
| moment | human | robin |
| music | diner | never |
| result | silent | limit |
| robot | moment | level |
| student | secret | vanish |
| between | pilot | natural |
| lazy | tiger | river |
| open | photo | rapid |
| bacon | humor | magic |
| tulip | | comet |
| | | planet |

Puzzles

My students love puzzles! The following syllable puzzles have students approach building syllables in two different ways, one with picture cues and one without.



Cut & Paste

These cut and paste worksheets are another way to approach syllabication. Includes are worksheets for syllable / not syllable, syllable matching as well as sorting open and closed syllables.

Match the Syllables Name _____

Match the missing syllable to make the word. Write the whole word on the blank.

| | | | |
|-----|-------|-----|------|
| mon | | | phin |
| | ber | kit | |
| de | | | dred |
| | plete | se | |
| sub | | | et |

| | | | | |
|------|-----|------|-------|------|
| ster | com | num | tract | pend |
| hun | dol | cret | chen | plan |

Open / Closed Syllable Name _____

| Open Syllable | Closed Syllable |
|---------------|-----------------|
| | |
| sudden | apron |
| lemon | even |
| basic | vanish |
| result | address |
| rapid | tulip |
| level | moment |
| pilot | limit |
| diner | second |

Roll & Spin

These are several activities where students match the first and second syllables of a word to create either a real word or a nonsense word.

Students can either roll two dice or spin two spinners or some combination. Print the dice and spinners on separate colors of paper to help students differentiate between the first and second syllables or keep it on the same colored paper to challenge students.

On the recording sheet, students write the first syllable, the second syllable, the word and then identify if it is a real or nonsense word.

Also included are individual worksheets for rolling dice and spinning that isolate the syllable patterns.

Roll (vcv mix) Name _____

Directions

- Roll the dice once. Record the First Syllable.
- Roll the dice again. Record the second syllable.
- Write down the whole word with the syllables put together.
- Mark if the word is a real or nonsense word.

| First Syllable | Second Syllable | Whole Word | Real or Nonsense |
|----------------|-----------------|------------|--|
| 1 dot: mu | 1 dot: ish | | <input type="checkbox"/> Real Word <input type="checkbox"/> Nonsense Word |
| 2 dots: nev | 2 dots: et | | <input type="checkbox"/> Real Word <input type="checkbox"/> Nonsense Word |
| 3 dots: o | 3 dots: tel | | <input type="checkbox"/> Real Word <input type="checkbox"/> Nonsense Word |
| 4 dots: ho | 4 dots: pen | | <input type="checkbox"/> Real Word <input type="checkbox"/> Nonsense Word |
| 5 dots: plan | 5 dots: er | | <input type="checkbox"/> Real Word <input type="checkbox"/> Nonsense Word |
| 6 dots: pun | 6 dots: sic | | <input type="checkbox"/> Real Word <input type="checkbox"/> Nonsense Word |

Spin (vc/v) Name _____


Directions

- Spin the spinner. Record the First Syllable.
- Spin the second spinner. Record the second syllable.
- Write down the whole word with the syllables put together.
- Mark if the word is a real or nonsense word.


| First Syllable | Second Syllable | Whole Word | Real or Nonsense |
|----------------|-----------------|------------|--|
| rob | on | | <input type="checkbox"/> Real Word <input type="checkbox"/> Nonsense Word |
| mel | id | | <input type="checkbox"/> Real Word <input type="checkbox"/> Nonsense Word |
| lim | ic | | <input type="checkbox"/> Real Word <input type="checkbox"/> Nonsense Word |
| lev | et | | <input type="checkbox"/> Real Word <input type="checkbox"/> Nonsense Word |
| van | er | | <input type="checkbox"/> Real Word <input type="checkbox"/> Nonsense Word |
| rap | in | | <input type="checkbox"/> Real Word <input type="checkbox"/> Nonsense Word |
| riv | ish | | <input type="checkbox"/> Real Word <input type="checkbox"/> Nonsense Word |
| com | el | | <input type="checkbox"/> Real Word <input type="checkbox"/> Nonsense Word |
| mag | it | | <input type="checkbox"/> Real Word <input type="checkbox"/> Nonsense Word |

Missing Syllables


The following pictures are similar to the Read Words pictures, but one part of the word is missing. Students will match the missing part. To make it more challenging, have students write in the missing part, rather than just matching.



ro



dent



tu



man

| | | | |
|-----|-----|-----|-----|
| ped | sub | ad | hun |
| in | rab | sec | mon |
| on | a | to | din |
| tus | ven | ic | ent |
| net | sic | et | pet |
| pen | ho | lot | mel |
| ter | bot | si | riv |
| ny | stu | lip | ner |
| kit | hu | con | ror |

Syllable Cards

Flip Book

Cut out the pieces and base. Staple all of the first syllables together and staple all of the second syllables together to create a flip book. Make real and nonsense words.

Flip Book (vc/cv)

Cut out the cards.
Arrange the first syllable cards together.
Arrange the second syllable cards together.
Staple each set to the base.

| First Syllable | Second Syllable | |
|----------------|-----------------|------|
| | | nap |
| con | tact | kin |
| fab | ric | chap |
| pen | cil | ter |

Flip Book (v/cv)

Cut out the cards.
Arrange the first syllable cards together.
Arrange the second syllable cards together.
Staple each set to the base.

| First Syllable | Second Syllable | |
|----------------|-----------------|------|
| | | bo |
| be | gin | nus |
| ti | ger | de |
| pi | lot | pend |

Board Game

Version 1: Identify Open or Closed Syllable

To play this board game, students will need the word cards at the beginning of the unit. Students draw a word card and identify if it has an open or a closed syllable in the first syllable. Students move their marker to the next available space.

Version 2: Find a Word with an Open or Closed Syllable

Students draw a card that either says open or closed syllable and must move their marker to the next word with an open or closed syllable.

Version 3: Identify a Syllable Pattern

Students draw a word card and must identify the syllable pattern of the word as well as where to divide it.

Coloring

Students identify whether the syllable is open or closed and what type of syllable pattern the word has in a variety of worksheets. Students can color the circles and squares, use stamps, or dots.

| Coloring | | Name _____ | |
|--|-----------------|------------|-----------------|
| Divide the word into two syllables using a diagonal line (/). Color either open or closed. | | | |
| Word | Open or Closed? | Word | Open or Closed? |
| monster | open closed | instant | open closed |
| moment | open closed | subtract | open closed |
| punish | open closed | music | open closed |
| planet | open closed | bacon | open closed |
| kitchen | open closed | subject | open closed |
| secret | open closed | contest | open closed |
| happen | open closed | mirror | open closed |
| dentist | open closed | locate | open closed |
| number | open closed | distract | open closed |
| chosen | open closed | control | open closed |

| Coloring | | Name _____ | |
|---|-----------------|------------|-----------------|
| Divide the word into two syllables using a diagonal line (/). Color the syllable pattern. | | | |
| Word | Open or Closed? | Word | Open or Closed? |
| absent | vc/cv | comet | vc/cv |
| | vc/v | | vc/cov |
| pretty | vc/cv | second | vc/cv |
| | vc/v | | vc/cov |
| began | vc/cv | lazy | vc/cv |
| | vc/v | | vc/cov |
| robot | vc/cv | mitten | vc/cv |
| | vc/v | | vc/cov |
| rapid | vc/cv | magnet | vc/cv |
| | vc/v | | vc/cov |
| magic | vc/cv | lemon | vc/cv |
| | vc/v | | vc/cov |
| tulip | vc/cv | locate | vc/cv |
| | vc/v | | vc/cov |
| bacon | vc/cv | open | vc/cv |
| | vc/v | | vc/cov |
| secret | vc/cv | napkin | vc/cv |
| | vc/v | | vc/cov |
| human | vc/cv | river | vc/cv |
| | vc/v | | vc/cov |

Answer Keys

The following pages are answer keys for the cut and paste, coloring, break apart words, and matching worksheets where there is one right answer.