

Gas Management Supplies for GC Labs

- Gas Generators
- Pressure Regulators
- Tubing and Fittings
- Gas Purifiers



Gas Management for Your Lab

A clean gas stream is critical to the quality of your GC analysis and the reliability of your analytical results. Carrier gas must contain less than 1 ppm of oxygen, water vapor, and other trace contaminants for stable baselines on all detectors and to prevent column degradation, shortened column lifetime, and increased stationary phase bleed. Clean fuel gases and make-up gases are also essential for stable detector baselines. Your gas management system must deliver a high-purity gas stream from your source to your instrumentation without introducing contaminants. Restek offers the products you need to assure a clean, leak-free gas management system. If you need assistance in configuring your system, contact your Restek representative to discuss your application requirements.

Questions to consider when building your gas management system:

1. What gases do you require and at what purity?
2. What flow rates and/or pressures are required?
3. Are you using gas generators or high-pressure cylinders?
4. What type of tubing and fittings are needed to build your system?
5. What type of gas purifiers should you install in your system?

Once the components needed for your system are established, you will need to determine the most appropriate way to configure your gas management system. Figures 1 and 2 are typical configurations: Figure 1 illustrates a system that uses gas generators and Figure 2 shows a system configured for use with high-pressure cylinders.

Figure 1: Gas management system configuration using gas generators.

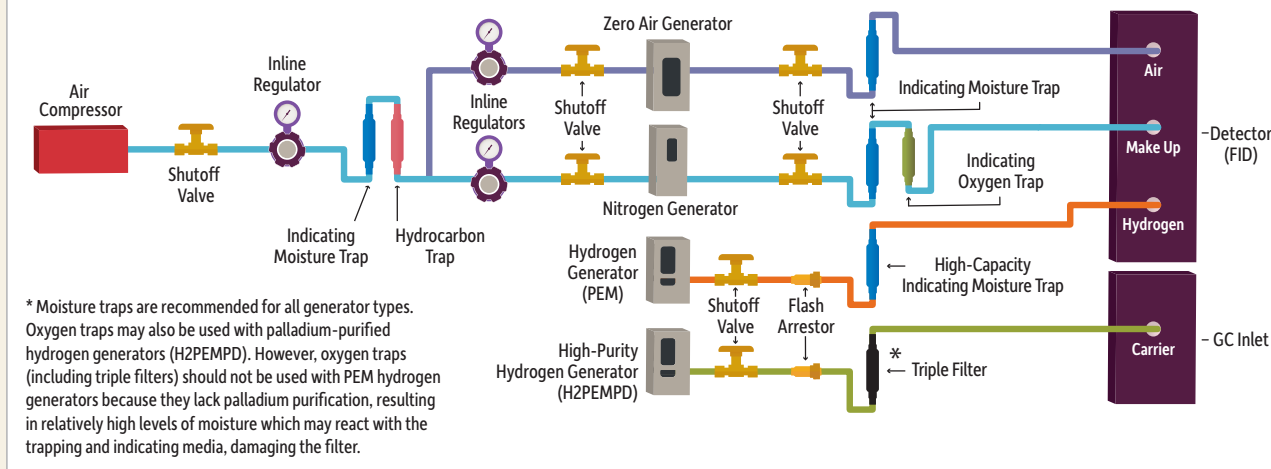
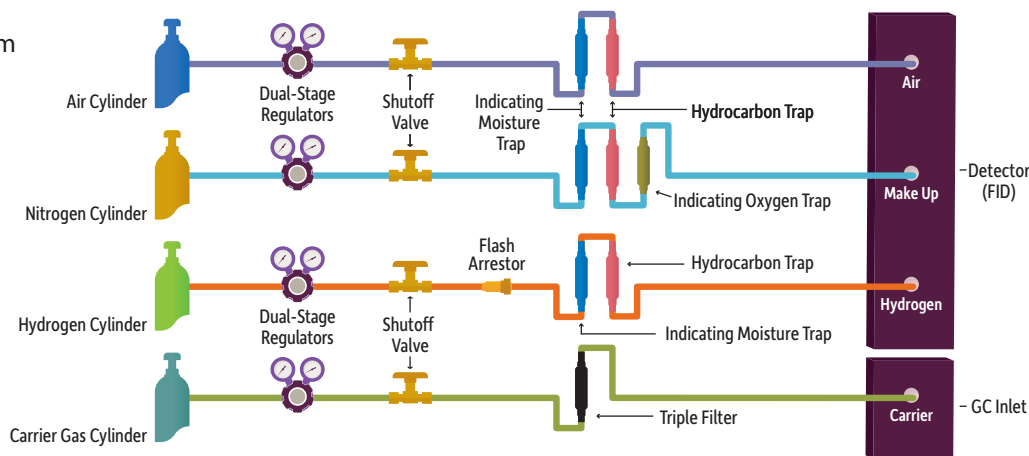


Figure 2: Gas management system configuration using gas cylinders.



Gas Generators

Dependable gas supply • Consistent gas purity • Safe and economical

Gas generators eliminate the downtime, constant monitoring, and routine maintenance associated with using cylinders. Gas generators produce gas continuously and reliably, without the interruptions that can be experienced during cylinder changes or delays in delivery when using gas cylinders.

A pure and consistent gas supply is needed for reproducible analytical results, but gas purity can vary from cylinder to cylinder in a way that is difficult to control. Dirty or rusted cylinders can also introduce contaminants and particulates into your gas stream. Gas generators eliminate these problems by continuously generating clean and pure gas.

Gas generators are a safe, compact, and virtually maintenance-free source of high-purity gas. Routine maintenance is minimal and since generators don't store gas at high pressures, they are not as hazardous as gas cylinders. Gas generators can be placed in your lab in close proximity to your instruments, eliminating the need for a remote, isolated storage area. Depending on your specific analytical flow requirements, most gas generators can supply gas to multiple GCs in your lab.

Gas generators are typically less expensive than gas cylinders in the long term. Gas generators offer an unlimited source of high-purity gas, which is available on demand. Cylinders appear to be less expensive initially but, if used continuously, have a significant replacement and resupply cost.

Hydrogen Gas Generators

Hydrogen gas generators produce hydrogen through the electrolysis of water. For operation, these generators require an electrical outlet and a source of deionized water. Restek offers a number of Parker Balston hydrogen generators that can produce flow rates from 100 mL/minute up to 1300 mL/minute at maximum pressures of 175 psig.

Zero Air Gas Generators

High-purity air is essential as a fuel gas for flame ionization detectors (FID) in order to produce stable, low-level baselines. Zero air gas generators from Parker Balston can turn in-house compressed air into ultra-pure air with less than 0.1 ppm hydrocarbon levels. Varying models are available with flow rates from 1000 mL/minute up to 30000 mL/minute at pressures ranging from 40 to 125 psig.

FID Gas Stations

FID gas stations combine a hydrogen generator and zero air generator into one unit. Parker Balston FID gas stations provide both ultra-high purity grade hydrogen gas and zero air for flame ionization detectors. Different models are available and can supply fuel gases for up to six FIDs.

Nitrogen Gas Generators

Nitrogen gas generators produce pure nitrogen from compressed air. Parker Balston nitrogen gas generators produce ultra-pure nitrogen for use as GC carrier gases, make-up gases, and low-flow sample concentrators. Models are available to supply nitrogen at flows from 1 to 75 liters per minute.

Need help selecting
a gas generator?

Contact your local Restek representative or our
Technical Service group at support@restek.com
or 1-814-353-1300, ext. 4.



HYDROGEN GAS GENERATORS



Safer alternative to high-pressure gas cylinders!

Parker PEM Hydrogen Generators


- Proton exchange membrane (PEM) cell eliminates the need for liquid electrolytes.
- Reliably generate 99.9995% pure hydrogen—for better chromatography.
- Eliminates high-pressure cylinders—greater convenience and improved lab safety.
- Compact unit, requiring only one square foot of bench space.
- Quick and easy to service and maintain; unique display lighting changes color for easy status checks and water level indication.
- Comes with a set of universal power adapters for U.S., European, and Asian plug types.
- Automatic safety feature shuts the generator down if a hydrogen leak is detected.
- Warranty: one year from date of purchase on system and two years from date of purchase on cell life.

Specifications

Purity: 99.9995% pure hydrogen
 Delivery Pressure: 5-100 psig \pm 0.5 psig (69-689 kPa \pm 7kPa)
 Outlet Port: 1/8" compression

Electrical Requirements: 100-230 VAC/50-60 Hz
 Physical Dimensions: 17.12" h x 13.46" w x 17.95" d (43.48 x 34.19 x 45.6 cm)
 Shipping Weight: 59 lb (27 kg) dry

Model #	Capacity	Certification/Compliance	qty.	cat.#
H2PEM-100	100 cc/min	CE, CSA, UL, cUL	ea.	23065
H2PEM-165	165 cc/min	CE, CSA, UL, cUL	ea.	23066
H2PEM-260	260 cc/min	CE, CSA, UL, cUL	ea.	23067
H2PEM-510	510 cc/min	CE, CSA, UL, cUL	ea.	23068



Parker H2PEMPD Hydrogen Generators

- Proton exchange membrane (PEM) cell eliminates the need for liquid electrolytes.
- Maintenance-free palladium purifier removes oxygen to <0.01 ppm and moisture to <1.0 ppm.
- Produces continuous supply of 99.99999+% pure hydrogen gas.
- Does not require downstream gas filters.
- Maximum outlet pressures of 100 or 175 psig (690 or 1,200 kPa).
- Automatic safety feature shuts the generator down if a hydrogen leak is detected.
- Compact unit, requires only one square foot of bench space.
- Warranty: one year from date of purchase on system and three years from date of purchase on cell life.

Specifications

Purity: 99.99999+% pure hydrogen
 Outlet Port: 1/4" compression
 Electrical Requirements: 100 to 230 VAC, 50/60Hz

Physical Dimensions: 17.1" h x 13.5" w x 21" d
 Shipping Weight: 60 lb

Model #	Capacity	Delivery Pressure	qty.	cat.#
H2PEMPD-510	510 cc/min	100 psig	ea.	22144
H2PEMPD-510	510 cc/min	175 psig	ea.	22145
H2PEMPD-650	650 cc/min	100 psig	ea.	22146
H2PEMPD-650	650 cc/min	175 psig	ea.	22147
H2PEMPD-850	850 cc/min	100 psig	ea.	22148
H2PEMPD-850	850 cc/min	175 psig	ea.	22149
H2PEMPD-1100	1,100 cc/min	100 psig	ea.	22150
H2PEMPD-1100	1,100 cc/min	175 psig	ea.	22151
H2PEMPD-1300	1,300 cc/min	100 psig	ea.	22152
H2PEMPD-1300	1,300 cc/min	175 psig	ea.	22153

ZERO AIR GAS GENERATORS

Parker Zero Air Generators

- Turn in-house compressed air into ultra-pure air (<0.1 ppm total hydrocarbons).
- Remove hydrocarbons to less than 0.1 ppm by catalytic oxidation.
- Operate at 40–125 psi (276–862 kPa).
- Typical payback is less than one year, based on cylinder costs.
- Install easily and take up little bench space.*
- Maintenance kits include a one-year supply of prefilters and final filter.

Model #	Capacity	Certification/Compliance	qty.	cat.#
75-83NA	1,000 cc/min	CE	ea.	20684
HPZA-3500	3,500 cc/min	CE	ea.	20680
HPZA-7000	7,000 cc/min	CE	ea.	20681
HPZA-18000	18,000 cc/min	CE	ea.	20682
HPZA-30000	30,000 cc/min	CE	ea.	20683

*Parker Model 75-83NA (Restek cat.# 20684) is a wall-mount model.



International power cords are available.
Contact Customer Service to order.

FID GAS STATIONS

Parker Model FID-1000 and FID-2500 Gas Stations

- Single unit produces UHP zero air from house compressed air and 99.9995% pure hydrogen from deionized water.
- Ideal for supplying up to 5-6 FIDs.
- Eliminates inconvenient and dangerous gas cylinders.
- Silent operation, minimal operator attention required.
- 12-month warranty from date of purchase.

Specifications

Hydrogen Purity: 99.9995%

Zero Air Purity: < 0.1 ppm total hydrocarbons as methane

Max. Hydrogen Flow Rate: FID-1000: 90 cc/min, FID-2500:
250 cc/min

Max. Zero Air Flow Rate: FID-1000: 1000 cc/min, FID-2500:
2500 cc/min

Power: 120 VAC/amp, 60 Hz, 480 watts

Hydrogen Outlet Pressure: 60 psig (4.14 kPa)

Zero Air Outlet Pressure: 40-125 psig* (276-862 kPa)

Inlet Connection: 1/4" NPT (female)

Outlet: 1/8" compression


Dimensions: 16.5" h x 10.5" w x 17" d (42 cm x 27 cm x 43 cm)

Weight: 53 lb (24 kg)

Model #	Certification/Compliance	qty.	cat.#
Model FID-1000 (ideal for 1-2 FIDs)	CE	ea.	20177
Model FID-2500 (ideal for 5-6 FIDs)	CE	ea.	24913

*Zero air inlet requires minimum of 40 psig (276 kPa) compressed air pressure.

Filters should be changed every year; resin and desiccant cartridges can be replaced every 2 years.



Produce zero air and pure hydrogen from one unit!

NITROGEN GAS GENERATORS

Parker Nitrogen Gas Generators

- Produces ultra-pure nitrogen (up to 99.9999%).
- Requires only a compressed air source and 110 volt AC power.
- Typical applications include GC carrier gas, make-up gas, and low-flow sample concentrators.
- Maintenance kits include replacement filters.
- 12-month warranty from date of purchase.

Model #	Certification/Compliance	qty.	cat.#
UHPN2-1100 (ultra-high purity zero grade)	CE	ea.	20697



Gas Cylinder Accessories

When using high-pressure gas cylinders, there are a number of accessories that should be used in order to safely handle and install cylinders in your gas management system.



21333



21321



21334



21347

Handling Gas Cylinders

When using high-pressure gas cylinders, there are a number of accessories that should be used in order to safely handle and install cylinders in your gas management system. Dropped gas cylinders are very dangerous and can become flying projectiles if the cylinder valve is damaged. A cylinder holder will safely secure your cylinder to a wall in your lab, preventing it from accidentally toppling over and discharging its contents. Restek also offers protocol wall mounts for gas regulators, tools, and flame arrestors.

Manifolds and Switchover Systems

High-purity automatic switchover systems provide a continuous supply of high-purity gas to your gas management system. Continuous gas supply is achieved by setting the two regulators at slightly different pressures and discharging one side of the system at a time. This allows for the replacement of a depleted gas cylinder without interrupting the gas supply.

Description	qty.	cat.#
Wall Mounted Cylinder Holders		
Cylinder Holder, Wall Mounted, Single	ea.	21333
Cylinder Holder, Wall Mounted, Double	ea.	23400
Cylinder Holder, Wall Mounted, Triple	ea.	23401
Cylinder Holder, Wall Mounted, Quadruple	ea.	23402
Tools		
Cylinder Valve Wrench	ea.	21321
Universal Cylinder Wrench	ea.	21322
Flexible Stainless Steel Hose, 1/4" Female NPT, 36"	ea.	21339
Flexible Stainless Steel Hose, 1/4" Female NPT, 18"	ea.	21340
Flash Arrestors		
Hydrogen Flashback Arrestor, Brass Body, 1/4" Female NPT	ea.	21334
Protocol Wall Mounts for Gas Regulators*		
Chrome-Plated Brass, CGA 580 (N ₂ , He, Ar)	ea.	21347
Chrome-Plated Brass, CGA 350 (H ₂ , P ₂)	ea.	21348
Chrome-Plated Brass, CGA 590 (Air)	ea.	21349
Stainless Steel, CGA 580 (N ₂ , He, Ar)	ea.	21327

*Pressure regulator not included. Order separately.

Pressure Regulators

The job of a pressure regulator is simple: it reduces the pressure of a gas source to a safe working pressure. However, there are many variables that need to be considered when choosing a pressure regulator. Does your application require a stainless steel or brass regulator? Do you need a single or dual stage regulator? What type of gas are you regulating and what is the desired delivery pressure? Your choice in a pressure regulator will depend on your application and where the regulator will be placed in your gas management system.

Ultra-High Purity Regulators

Restek offers ultra-high purity (UHP) pressure regulators in chrome-plated brass and stainless steel bodies. Both are ideal for applications requiring gas purities of 99.995% or greater, such as those used in carrier and fuel gas supplies. These pressure regulators are made from cold drawn bar stock, which results in smooth, reduced internal dead-volumes, making them ideal for high-purity applications. In situations where corrosive gases are used or where the regulator is in a corrosive environment, stainless steel bodies are required.

Dual-Stage Pressure Regulators

A dual-stage pressure regulator provides more precise pressure control by reducing the gas source pressure to the desired delivery pressure in two steps. They are recommended for supplying gas where constant delivery pressure is critical, especially if your gas source is a high-pressure cylinder. As the cylinder gas is used, the inlet pressure to the regulator from the cylinder decreases. A dual-stage regulator compensates for the decrease and maintains a constant delivery pressure; whereas, a single-stage regulator does not.

Single-Stage Pressure Regulators

A single-stage pressure regulator reduces the pressure of the gas source to the desired delivery pressure in one step. It does not provide the precise control of delivery pressure that can be achieved with a dual-stage pressure regulator. Single-stage pressure regulators should be used for applications where you can monitor and regulate the pressure downstream.

In-Line Regulators

Line regulators are single-stage pressure regulators that are used to provide point-of-use pressure monitoring and control. These pressure regulators are installed directly into gas lines, immediately before your instrumentation, to ensure the appropriate gas pressure is being delivered to your instrument. A dual-stage or single-stage pressure regulator should always be installed upstream of the inline regulator to ensure adequate pressure control.

Pressure Regulator Connections

Restek ultra-high purity pressure regulators come with a variety of different connection fittings for attachment to different high-pressure gas cylinders. In the United States, Compressed Gas Association (CGA) fittings are used and designed for different gas service. In the European Union, German Institute for Standardization (DIN) fittings are used to make these connections, and British Standard (BS) fittings are used in the United Kingdom. Table I indicates the appropriate fitting for each type of gas typically used in setting up your gas management system. We recommend you confirm the fitting needed with your gas cylinder provider prior to ordering fittings.

Table I: Choose fittings for your pressure regulator based on gas type.

	CGA	DIN 477	BS341
Helium	580	#6	#3
Hydrogen	350	#1	#4
Nitrogen	580	#10	#3
Air	590	#9	#3
Argon	580	#6	#3
P5 (Argon:Methane)	350	#1	#4

Need help selecting a pressure regulator?

Contact your local Restek representative or our Technical Service group at support@restek.com or 1-814-353-1300, ext. 4.



ULTRA-HIGH PURITY (UHP) BRASS BODY GAS REGULATORS



21667

All regulators are rated to 3,000 psig (20,684 kPa) maximum inlet pressure.

Inlet gauge: 0 to 4,000 psig (0–27,579 kPa)

Outlet assembly: 316L stainless steel diaphragm valve, 1/4" tube fitting

Dual-Stage Ultra-High Purity Chrome-Plated Brass Gas Regulators

with CGA and International Fittings

- Oxidation resistant, chrome plated.
- Secondary pressure regulation not needed.
- Most stable outlet pressure control.
- Most widely used regulator.

Custom gas regulators, including regulators with an 1/8" tube fitting, are also available. Request yours today. Also available with international fittings.

Fittings	Outlet Gauge	Outlet Pressure	qty.	cat.#
CGA 580 (N ₂ , He, Ar)	30", 0 to 200 psig (0–1,379 kPa)	0 to 150 psig (0–1,034 kPa)	ea.	21667
CGA 350 (H ₂ , P ₂)	30", 0 to 200 psig (0–1,379 kPa)	0 to 150 psig (0–1,034 kPa)	ea.	21668
CGA 590 (Air)	30", 0 to 200 psig (0–1,379 kPa)	0 to 150 psig (0–1,034 kPa)	ea.	21669
DIN 477 #1 (H ₂)	30", 0 to 14 bar (0–200 psig)	0 to 10 bar (0–150 psig)	ea.	22369
DIN 477 #6 (He, Ar)	30", 0 to 14 bar (0–200 psig)	0 to 10 bar (0–150 psig)	ea.	22368
DIN 477 #9 (Air)	30", 0 to 14 bar (0–200 psig)	0 to 10 bar (0–150 psig)	ea.	22370
DIN 477 #10 (N ₂)	30", 0 to 14 bar (0–200 psig)	0 to 10 bar (0–150 psig)	ea.	22371
BS 341 #3 (He, Ar, Air, N ₂)	30", 0 to 14 bar (0–200 psig)	0 to 10 bar (0–150 psig)	ea.	22136
BS 341 #4 (H ₂)	30", 0 to 14 bar (0–200 psig)	0 to 10 bar (0–150 psig)	ea.	22137

Note: CGA fittings are for U.S. use; DIN fittings are for European use; BS fittings are for use in the UK.



20647

Single-Stage Ultra-High Purity Chrome-Plated Brass Gas Regulators

with CGA and International Fittings

- Oxidation resistant, chrome plated.
- Identical gas purity protection as with dual-stage gas regulators.
- Use when there is secondary pressure regulation downstream.

Custom gas regulators, including regulators with an 1/8" tube fitting, are also available. Request yours today. Also available with international fittings.

Fittings	Outlet Gauge	Outlet Pressure	qty.	cat.#
CGA 580 (N ₂ , He, Ar)	30", 0 to 200 psig (0–1,379 kPa)	0 to 150 psig (0–1,034 kPa)	ea.	20646
CGA 350 (H ₂ , P ₂)	30", 0 to 200 psig (0–1,379 kPa)	0 to 150 psig (0–1,034 kPa)	ea.	20647
CGA 590 (Air)	30", 0 to 200 psig (0–1,379 kPa)	0 to 150 psig (0–1,034 kPa)	ea.	20648
DIN 477 #1 (H ₂)	30", 0 to 14 bar (0–200 psig)	0 to 10 bar (0–150 psig)	ea.	22373
DIN 477 #6 (He, Ar)	30", 0 to 14 bar (0–200 psig)	0 to 10 bar (0–150 psig)	ea.	22372
DIN 477 #9 (Air)	30", 0 to 14 bar (0–200 psig)	0 to 10 bar (0–150 psig)	ea.	22374
DIN 477 #10 (N ₂)	30", 0 to 14 bar (0–200 psig)	0 to 10 bar (0–150 psig)	ea.	22375
BS 341 #3 (He, Ar, Air, N ₂)	30", 0 to 14 bar (0–200 psig)	0 to 10 bar (0–150 psig)	ea.	22138
BS 341 #4 (H ₂)	30", 0 to 14 bar (0–200 psig)	0 to 10 bar (0–150 psig)	ea.	22139

Note: CGA fittings are for U.S. use; DIN fittings are for European use; BS fittings are for use in the UK.

PRESSURE REGULATOR CONNECTIONS

Automatic Switchover System for Noncorrosive Gases

High-purity automatic switchover systems provide a continuous supply of high-purity gas to the laboratory, process, or instrument to allow you to replace a depleted gas source without interruption in the gas supply. Continuous gas supply is achieved by setting the two regulators at slightly different pressures and discharging one side of the system at a time. These models include flexible, all-stainless-steel pigtails with armor casing. The CGA connection on each pigtail has a check valve in the gland to prevent contamination and minimize purging requirements.



20668580

Switching pressure: 200 psig/170 psig (1,379/1,172 kPa)

Inlet connections: flexible SS pigtails (36")

Line regulator: 0 to 150 psig (0–1,034 kPa)

Fittings	Material	qty.	cat.#
CGA 580 (N ₂ , He, Ar)	Brass	ea.	20668580
CGA 580 (N ₂ , He, Ar)	Stainless Steel	ea.	21593580
CGA 350 (H ₂ , P ₂)	Brass	ea.	20668350
CGA 590 (Air)	Brass	ea.	20668590

ULTRA-HIGH PURITY (UHP) STAINLESS STEEL BODY GAS REGULATORS

Dual-Stage Ultra-High Purity Stainless Steel Gas Regulators

with CGA and International Fittings

- Most stable outlet pressure control.
- Sulfur surface treatment options available.
- Secondary pressure regulation not needed.

Custom gas regulators, including regulators with an 1/8" tube fitting, are also available. Request yours today. Also available with international fittings.

Fittings	Outlet Gauge	Outlet Pressure	qty.	cat.#
CGA 580 (N ₂ , He, Ar)	30", 0 to 200 psig (0–1,379 kPa)	0 to 150 psig (0–1,034 kPa)	ea.	20662
CGA 350 (H ₂ , P ₂)	30", 0 to 200 psig (0–1,379 kPa)	0 to 150 psig (0–1,034 kPa)	ea.	20663
CGA 590 (Air)	30", 0 to 200 psig (0–1,379 kPa)	0 to 150 psig (0–1,034 kPa)	ea.	20664
DIN 477 #1 (H ₂)	30", 0 to 14 bar (0–200 psig)	0 to 10 bar (0–150 psig)	ea.	22377
DIN 477 #6 (He, Ar)	30", 0 to 14 bar (0–200 psig)	0 to 10 bar (0–150 psig)	ea.	22376
DIN 477 #9 (Air)	30", 0 to 14 bar (0–200 psig)	0 to 10 bar (0–150 psig)	ea.	22378
DIN 477 #10 (N ₂)	30", 0 to 14 bar (0–200 psig)	0 to 10 bar (0–150 psig)	ea.	22379
BS 341 #3 (He, Ar, Air, N ₂)	30", 0 to 14 bar (0–200 psig)	0 to 10 bar (0–150 psig)	ea.	22140
BS 341 #4 (H ₂)	30", 0 to 14 bar (0–200 psig)	0 to 10 bar (0–150 psig)	ea.	22141

Note: CGA fittings are for U.S. use; DIN fittings are for European use; BS fittings are for use in the UK.



All regulators are rated to 3,000 psig (20,684 kPa) maximum inlet pressure.
Inlet gauge: 0 to 4,000 psig (0–27,579 kPa)
Outlet assembly: 316L stainless steel diaphragm valve, 1/4" tube fitting

Single-Stage Ultra-High Purity Stainless Steel Gas Regulators

with CGA and International Fittings

- Use when there is secondary pressure regulation downstream.
- Sulfur surface treatment options available.
- Identical gas purity protection as with dual-stage gas regulators.

Custom gas regulators, including regulators with an 1/8" tube fitting, are also available. Request yours today. Also available with international fittings.

Fittings	Outlet Gauge	Outlet Pressure	qty.	cat.#
CGA 580 (N ₂ , He, Ar)	30", 0 to 200 psig (0–1,379 kPa)	0 to 150 psig (0–1,034 kPa)	ea.	20665
CGA 350 (H ₂ , P ₂)	30", 0 to 200 psig (0–1,379 kPa)	0 to 150 psig (0–1,034 kPa)	ea.	20666
CGA 590 (Air)	30", 0 to 200 psig (0–1,379 kPa)	0 to 150 psig (0–1,034 kPa)	ea.	20667
DIN 477 #1 (H ₂)	30", 0 to 14 bar (0–200 psig)	0 to 10 bar (0–150 psig)	ea.	22445
DIN 477 #6 (He, Ar)	30", 0 to 14 bar (0–200 psig)	0 to 10 bar (0–150 psig)	ea.	22380
DIN 477 #9 (Air)	30", 0 to 14 bar (0–200 psig)	0 to 10 bar (0–150 psig)	ea.	22446
DIN 477 #10 (N ₂)	30", 0 to 14 bar (0–200 psig)	0 to 10 bar (0–150 psig)	ea.	22447
BS 341 #3 (He, Ar, Air, N ₂)	30", 0 to 14 bar (0–200 psig)	0 to 10 bar (0–150 psig)	ea.	22142
BS 341 #4 (H ₂)	30", 0 to 14 bar (0–200 psig)	0 to 10 bar (0–150 psig)	ea.	22143

Note: CGA fittings are for U.S. use; DIN fittings are for European use; BS fittings are for use in the UK.



IN-LINE GAS REGULATORS

Ultra-High Purity Chrome-Plated Brass Line Gas Regulator

- Oxidation-resistant, chrome plated.
- Use where you need to reduce the line pressure by 20 psig (138 kPa) or more.
- Same purity protection as high-pressure cylinder regulators.
- Rated to 3,000 psig (20,684 kPa) maximum inlet pressure.

Custom gas regulators are also available. Request yours today.

Note: Inline regulators are not sold with end fittings. We recommend you order the appropriate NPT Male Connectors to connect the regulator to your gas line.

Fittings	Outlet Gauge	Outlet Pressure	qty.	cat.#
1/4" female NPT ports	30", 0 to 100 psig (0–689 kPa)	0 to 50 psig (0–345 kPa)	ea.	21666
1/4" female NPT ports	30", 0 to 200 psig (0–1,379 kPa)	0 to 150 psig (0–1,034 kPa)	ea.	22452



21666

Inlet connections: 1/4" FPT
Outlet assembly: 1/4" FPT port

Tubing and Fittings

Precleaned Tubing from Restek

The integrity of a gas management system can be compromised by using tubing that has not been precleaned. Residual dirt, machine oil, and polycyclic aromatic hydrocarbons from the manufacturing process often found in different types of tubing will lead to problems later on. Restek uses proprietary cleaning methods to preclean copper and stainless steel tubing for plumbing your gas management system.

Tubing

Restek offers both stainless steel and copper tubing precleaned and ready to use. The best choice for plumbing your gas management system is stainless steel tubing, which should always be used for hydrogen gas lines. Type 304 stainless steel tubing is the most commonly used variety. Copper tubing is also available and is the most economical choice for plumbing your gas management system.

Fittings

When assembling your gas management system, all of your connections should be metal-to-metal connections. This ensures a leak-free connection, which is important for preventing contaminants from entering the gas stream. O-rings, gaskets, and sealing reagents should be avoided when plumbing your system to avoid contamination of the tubing and gas chromatograph. Swagelok compression fittings are ideal for making your connections, and both stainless steel and brass fittings are offered in $\frac{1}{4}$ ", $\frac{1}{8}$ ", and $\frac{1}{16}$ " sizes.

Setting Gas Flows and Checking for Leaks

Once your gas management system is assembled, it should be checked for leaks. Leaks allow moisture, oxygen, and other airborne contaminants to enter your system, as well as accelerating the consumption your gas supply. Detecting leaks with soap-based liquids should be avoided as they can contaminate your gas stream and gas chromatograph. The Restek electronic leak detector is the ideal accessory for inspecting your gas management system for leaks. The Restek leak detector can be used to determine if your system is leaking helium, hydrogen, argon, nitrogen, and carbon dioxide.

Once you have determined that your system is leak-free, you can set your gas flows with the Restek ProFLOW 6000 electronic flowmeter. This flowmeter measures flow from 0.5 mL/min up to 500 mL/min with an accuracy of $\pm 2\%$ or ± 0.2 mL/min, whichever is greater. The ProFLOW 6000 flowmeter is even Ex rated so that it can be used to measure flow rates of flammable gases, such as hydrogen.

Need help selecting tubing and fittings?

Contact your local Restek representative or our Technical Service group at support@restek.com or 1-814-353-1300, ext. 4.



PRE-CLEANED TUBING FROM RESTEK

Rinsed and Cleaned 304 Stainless Steel Tubing

- Use for providing carrier, fuel, make-up, or auxiliary gases to laboratory instruments.
- Proprietary cleaning process used to remove residual organics.

ID	OD	Min Qty	qty.	cat.#
0.01"	1/16"	1	6-ft Roll	29000
	1/16"	1	10-ft Roll	29001
	1/16"	1	15-ft Roll	29002
	1/16"	1	20-ft Roll	29003
	1/16"	1	25-ft Roll	21500
	1/16"	1	50-ft Roll	29004
	1/16"	1	100-ft Roll	29005
	1/16"	101	>100 ft/price per ft	21502
0.02"	1/16"	1	6-ft Roll	29006
	1/16"	1	10-ft Roll	29007
	1/16"	1	15-ft Roll	29008
	1/16"	1	20-ft Roll	29009
	1/16"	1	25-ft Roll	21503
	1/16"	1	50-ft Roll	29010
	1/16"	1	100-ft Roll	29011
	1/16"	101	>100 ft/price per ft	21505
0.03"	1/16"	1	6-ft Roll	29012
	1/16"	1	10-ft Roll	29013
	1/16"	1	15-ft Roll	29014
	1/16"	1	20-ft Roll	29015
	1/16"	1	25-ft Roll	21506
	1/16"	1	50-ft Roll	29017
	1/16"	1	100-ft Roll	29018
	1/16"	101	>100 ft/price per ft	21508
0.04"	1/16"	1	6-ft Roll	29019
	1/16"	1	10-ft Roll	29020
	1/16"	1	15-ft Roll	29021
	1/16"	1	20-ft Roll	29022
	1/16"	1	25-ft Roll	21509
	1/16"	1	50-ft Roll	29023
	1/16"	1	100-ft Roll	29024
	1/16"	101	>100 ft/price per ft	21511
0.085"	1/8"	1	6-ft Roll	29025
	1/8"	1	10-ft Roll	29026
	1/8"	1	15-ft Roll	29027
	1/8"	1	20-ft Roll	29028
	1/8"	1	25-ft Roll	21512
	1/8"	1	50-ft Roll	29029
	1/8"	1	100-ft Roll	29030
	1/8"	101	>100 ft/price per ft	21514
0.21"	1/4"	1	6-ft Roll	29031
	1/4"	1	10-ft Roll	29032
	1/4"	1	15-ft Roll	29033
	1/4"	1	20-ft Roll	29034
	1/4"	1	25-ft Roll	21515
	1/4"	1	50-ft Roll	29035
	1/4"	1	100-ft Roll	29036
	1/4"	101	>100 ft/price per ft	21517



21512

ordering notes

Maximum continuous lengths are: 2,000 ft (1/16" OD), 1,500 ft (1/8" OD), and 750 ft (1/4" OD).

The availability of long lengths is subject to inventory constraints. Lead times may vary depending on the continuous length needed. Please inquire before ordering.

Tube cutting and straightening is available upon request.

Cleaned Copper Tubing


- Use for plumbing GC systems.
- Proprietary cleaning process used to remove residual organics.

ID	OD	Max Pressure	Wall Thickness	Min Qty	qty.	cat.#
0.065"	1/8"	2800 psig	0.030"	1	50 ft	22628
0.190"	1/4"	1000 psig	0.030"	1	50 ft	22629



22629


FITTINGS



22544

Swagelok Tee (Brass, Stainless Steel & Treated)

Size	Material	Vendor #	qty.	cat.#
1/16"	Brass	B-100-3	2-pk.	23121
1/16"	Stainless Steel	SS-100-3	ea.	23171
1/16"	Siltek/Sulfinert-Treated	SS-100-3	ea.	22543
1/16"	Silcosteel-CR Treated	SS-100-3	ea.	22578
1/4"	Brass	B-400-3	2-pk.	23123
1/4"	Stainless Steel	SS-400-3	ea.	23173
1/4"	Siltek/Sulfinert-Treated	SS-400-3	ea.	22545
1/4"	Silcosteel-CR Treated	SS-400-3	ea.	22580
1/8"	Brass	B-200-3	2-pk.	23122
1/8"	Stainless Steel	SS-200-3	ea.	23172
1/8"	Siltek/Sulfinert-Treated	SS-200-3	ea.	22544
1/8"	Silcosteel-CR Treated	SS-200-3	ea.	22579
3/8"	Siltek/Sulfinert-Treated	SS-600-3	ea.	22910
3/8"	Silcosteel-CR Treated	SS-600-3	ea.	22905



22541

Swagelok Union (Brass, Stainless Steel & Treated)

Size	Material	Vendor #	qty.	cat.#
1/16"	Brass	B-100-6	3-pk.	23115
1/16"	Stainless Steel	SS-100-6	ea.	23165
1/16"	Siltek/Sulfinert-Treated	SS-100-6	ea.	22540
1/16"	Silcosteel-CR Treated	SS-100-6	ea.	22575
1/4"	Brass	B-400-6	5-pk.	23117
1/4"	Stainless Steel	SS-400-6	2-pk.	23167
1/4"	Siltek/Sulfinert-Treated	SS-400-6	ea.	22542
1/4"	Silcosteel-CR Treated	SS-400-6	ea.	22577
1/8"	Brass	B-200-6	5-pk.	23116
1/8"	Stainless Steel	SS-200-6	2-pk.	23166
1/8"	Siltek/Sulfinert-Treated	SS-200-6	ea.	22541
1/8"	Silcosteel-CR Treated	SS-200-6	ea.	22576
3/8"	Siltek/Sulfinert-Treated	SS-600-6	ea.	22909
3/8"	Silcosteel-CR Treated	SS-600-6	ea.	22904



23159

Swagelok Nut & Ferrule Set (Brass & Stainless Steel)

Size	Material	Vendor #	qty.	cat.#
1/16"	Brass	B-102-1 (nut) + B-100-SET (ferrule set)	10-pk.	23109
1/16"	Stainless Steel	SS-100-NFSET (nut and ferrule set)	2-pk.	23159
1/4"	Brass	B-400-NFSET (nut and ferrule set)	20-pk.	23111
1/4"	Stainless Steel	SS-400-NFSET (nut and ferrule set)	5-pk.	23161
1/8"	Brass	B-202-1 (nut) + B-200-SET (ferrule set)	20-pk.	23110
1/8"	Stainless Steel	SS-200-NFSET (nut and ferrule set)	5-pk.	23160

Note: Nuts and ferrules are not treated unless requested (custom parts). Nuts and ferrules normally are not in contact with sample pathway, and thus do not require coating.

Swagelok Toggle Valve

Shutoff Gas Valve

Note: Restek strongly recommends using a filter between these valves and the instrument. The filter will capture any potential volatile components released from the lubricant used in the valve.

Size	Material	Vendor cat.#	qty.	cat.#
1/8"	Brass	B-OGS2	ea.	23142
1/8"	Stainless Steel	SS-OGS2	ea.	23198
1/4"	Brass	B-1GS4	ea.	23143
1/4"	Stainless Steel	SS-1GS4	ea.	23199



23143

Swagelok Ball Valve

Shutoff Gas Valve

Note: Restek strongly recommends using a filter between these valves and the instrument. The filter will capture any potential volatile components released from the lubricant used in the valve.

Size	Material	Vendor cat.#	qty.	cat.#
1/8"	Brass	B-41S2	ea.	23144
1/8"	Stainless Steel	SS-41GS2	ea.	23200
1/4"	Brass	B-42S4	ea.	23145
1/4"	Stainless Steel	SS-42GS4	ea.	23201



23145

Swagelok 3-Way Ball Valve

Shutoff Gas Valve

Note: Restek strongly recommends using a filter between these valves and the instrument. The filter will capture any potential volatile components released from the lubricant used in the valve.

Size	Material	Vendor cat.#	qty.	cat.#
1/8"	Brass	B-41XS2	ea.	23219
1/8"	Stainless Steel	SS-41GXS2	ea.	23217
1/4"	Brass	B-42XS4	ea.	23220
1/4"	Stainless Steel	SS-42GXS4	ea.	23218




23217

Swagelok Plug Valve

Shutoff Gas Valve

Note: Restek strongly recommends using a filter between these valves and the instrument. The filter will capture any potential volatile components released from the lubricant used in the valve.

Size	Material	Vendor cat.#	qty.	cat.#
1/8"	Brass	B-2P4T	ea.	23146
1/8"	Stainless Steel	SS-2P4T	ea.	23202
1/4"	Brass	B-4P4T	ea.	23147
1/4"	Stainless Steel	SS-4P4T	ea.	23203



23147

CHECKING FOR LEAKS

Restek Electronic Leak Detector

New and improved! Prevent small leaks from causing big problems with a Restek leak detector.



Leak Detector Specifications

Detectable Gases: Helium, nitrogen, argon, carbon dioxide, hydrogen*

Battery: Rechargeable nickel-metal hydride (NiMH) internal battery pack (12 hours normal operation)

Ambient Temperature: 50–98.6 °F (10–37 °C)

Humidity Range: 0–97%

Warranty: One year

Certification/Compliance: CE (EU, Korea, Japan, Australia); CSA/UL tested, not listed; WEEE; CEC; China RoHS 2; UKCA Indoor Use Only

Limits of Detection

These gases can be detected with the Restek electronic leak detector at the following leak rates:

Minimum Detectable Gas Limits and Indicating LED Color:

Helium, 1.0×10^{-5} , red LED

Hydrogen*, 1.0×10^{-5} , red LED

Nitrogen, 1.4×10^{-3} , yellow LED

Argon, 1.0×10^{-4} , yellow LED

Carbon dioxide, 1.0×10^{-4} , yellow LED

Gas detection limits measured in atm cc/sec.

Features & benefits include:

- Detects a broad range of gases.
- Audible tone and LED display indicate the severity of a leak.
- Can be operated during charging or used up to 12 hours between charges.
- Ergonomic, handheld design.
- Rugged side grips for added durability.
- Handy probe storage for cleanliness and convenience.

- Automatic shutoff.
- A convenient carrying and storage case.
- Easy-to-clean probe assembly.
- A universal AC power adaptor (U.S., UK, Europe, Australia, Japan).
- USB charging cable.

Backed by a one-year warranty, the Restek leak detector is the industry standard for performance and affordability in handheld leak detectors.

Description	Certification/Compliance	Includes	qty.	cat.#
Restek Electronic Leak Detector	CE (EU, Korea, Japan, Australia), CSA/UL tested, not listed., WEEE, CEC, China RoHS 2, UKCA	carrying case, universal AC power adaptor [U.S., UK, Europe, Australia, Japan], 6-ft USB charging cable	ea.	28500
Small Probe Adaptor for Leak Detector			ea.	22658
Dynamic Duo Combo Pack (Restek Leak Detector and ProFLOW 6000 Flowmeter)		Restek Electronic Leak Detector (cat.# 28500) & ProFLOW 6000 Flowmeter (cat.# 22656)	kit	22654
Soft-Sided Storage Case for Restek Leak Detector or ProFLOW 6000 Flowmeter			ea.	22657

Avoid using liquid leak detectors on a GC! Liquids can be drawn into the system and/or into the leak detector.

*Caution: The Restek electronic leak detector should only be used to detect trace amounts of hydrogen in a noncombustible environment. It is NOT designed for determining leaks in a combustible environment. A combustible gas detector should be used for determining combustible gas leaks under any condition. When using it to detect hydrogen, the Restek electronic leak detector may only be used for determining trace amounts in a GC environment.

SETTING GAS FLOWS

Restek ProFLOW 6000 Electronic Flowmeter

State-of-the-art features include:

- Measures volumetric flow for gases across a range of 0.5–500 mL/min.
- NIST traceable calibration.
- Ex rating (electrical apparatus for explosive gas atmospheres) for hydrogen and related gas types.
- Accuracy of $\pm 2.00\%$ of flow reading or ± 0.200 mL/min, whichever is greater.
- Over-range warning indicator.
- Auto shutoff feature.

- Use as a benchtop or handheld unit.
- Ergonomic design and side grips for comfort.
- Measures most gas types.*
- Convenient carrying/storage case included.
- Uses two AA batteries (included).
- Data output via USB port.
- One-year warranty (excludes recalibration).
- Recalibration service available.



Flowmeter Specifications

Type of Flowmeter: Volumetric

Battery: 2-AA

Operating Temp. Range: 32–120 °F (0–48 °C)

Warranty: One-year warranty (excludes recalibration)

Certification/Compliance: CE; Ex; Canadian ICES-003; WEEE; RoHS 2; China RoHS 2; UKCA

Description	Certification/Compliance	qty.	cat.#
Restek ProFLOW 6000 Electronic Flowmeter with Hard-Sided Carrying Case	CE, Ex, Canadian ICES-003, WEEE, RoHS 2, China RoHS 2, UKCA	ea.	22656
Soft-Sided Storage Case for Restek Leak Detector or ProFLOW 6000 Flowmeter		ea.	22657

*The flowmeter is designed to measure clean, dry, noncorrosive gases. Patented

Gas Purifiers

Gas purification is essential in your gas management system. Carrier gases must contain less than 1 ppm of oxygen, water vapor, or any other trace contaminant to prevent column degradation, shortened column lifetime, and increased stationary phase bleed. Contaminants cause ghost peaks to appear during temperature programming and degrade the quality of analytical data. The expense of using high-purity gases in combination with carrier gas purifiers will be offset by longer column lifetime and less instrument maintenance along with better instrument sensitivity. Gas purifiers are available for specific types of contamination (moisture, hydrocarbon, or oxygen) or as a combination of filters that provides broader protection. These purifiers can be installed in-line or using a quick-install baseplate system.

Moisture Removal

Moisture in carrier gas lines will prematurely degrade oxygen and hydrocarbon traps and increase detector noise (particularly with ECDs). As a precaution, you should install a moisture trap before the hydrocarbon and oxygen traps on all carrier gas lines. Moisture traps should also be installed on fuel gas lines, especially if using a gas generator.

Hydrocarbon Removal

Use a hydrocarbon trap if your gas has a potential source of hydrocarbon contaminants (e.g., an oil pump in an air compressor) or if you suspect you are observing carrier gas ghost peaks. Install the hydrocarbon trap after the moisture trap to prevent moisture from degrading the hydrocarbon-trapping ability of the activated carbon in the hydrocarbon trap.

Oxygen Removal

Oxygen is a GC column killer and it can enter the system at any connection that is leaking. Because oxygen can enter a gas line at any fitting, the oxygen trap should be the last connection before the gas line enters the chromatograph. Oxygen traps should only be used to clean fuel and carrier gas streams with very low moisture content because water can react with the oxygen trapping and indicating media. They are recommended for use with high-purity gas cylinders and palladium-purified hydrogen generators (H₂PEMPD). Palladium purification lowers oxygen and moisture concentrations in the hydrogen gas to levels compatible with oxygen traps. Oxygen traps should not be used with PEM hydrogen generators because they lack palladium purification and, thus, the hydrogen gas they produce through the electrolysis of water can contain a high concentration (percent levels) of water. Oxygen traps (including triple filters) are not suitable for gas streams with moisture concentrations greater than part-per-million levels and damage can result if they are used under high moisture conditions. In addition, oxygen traps should never be used on air gas lines.

Leak Checking

To prevent column degradation, increase column lifetime, and decrease stationary phase bleed, carrier gas supply lines need to be leak-free to prevent the introduction of oxygen. This can be monitored by frequently leak checking all carrier gas system connections using the Restek electronic leak detector.

Rely on Restek for Gas Management

An effective gas management system is essential to obtaining accurate, reliable GC results. Restek offers the products and expertise to help you set up and maintain the right system for your lab. Whether you use gas generators or freestanding cylinders, we have the equipment you need to ensure a reliable, high-purity gas stream to your GC instruments.

Need help
selecting a gas purifier?

Contact your local Restek representative or our Technical Service group at support@restek.com or 1-814-353-1300, ext. 4.



SUPER-CLEAN BASEPLATE GAS FILTERS

Restek Super Clean Gas Filter Kits

- High-purity output ensures 99.9999% pure gas (at max. flow of 2 L/min).
- Designed for easy, hassle-free cartridge changes.
- Glass inside to prevent diffusion, polycarbonate housing outside for safety.
- The indicator code is shown on every trap so there is no confusion determining when a trap needs to be replaced.



22021

Each baseplate unit measures: 4" x 4" x 1 7/8" (10.2 x 10.2 x 4.8 cm). Standard baseplate inlet/outlet fittings accept 1/8" tubing. To adapt to 1/4" tubing, order 1/8" to 1/4" tube end reducers.

Description	Includes	Fittings	Similar to Part #	cat.#
Carrier Gas Cleaning Kit	Mounting Baseplate; 1/8" Inlet/Outlet Fittings; and Oxygen/Moisture/Hydrocarbon Triple Gas Filter		Agilent 5182-9704	22019
Fuel Gas Purification Kit	Mounting Baseplate; 1/8" Inlet/Outlet Fittings, and Hydrocarbon/Moisture Fuel Gas Filter			22021
Gas Filter Bundle Kit	Triple Gas Filter (1), (cat.# 22020); and Fuel Gas Filters (2), (cat.# 22022)		Agilent 5183-4769	22031
Helium-Specific Carrier Gas Cleaning Kit	Mounting Baseplate; 1/8" Inlet/Outlet Fittings; and Oxygen/Moisture/Hydrocarbon Helium-Specific Filter		Agilent 5188-6475	21983
Super Clean Combi (CO ₂ , Sulfur, Moisture) Filter Kit	Replacement CO ₂ , Sulfur, Moisture Filter, Baseplate with 1/4" Brass Fittings	1/4" Brass		23844
	Replacement CO ₂ , Sulfur, Moisture Filter, Baseplate with 1/8" Brass Fittings	1/8" Brass		23845
	Replacement CO ₂ , Sulfur, Moisture Filter, Baseplate with 1/4" SS Fittings	1/4" Stainless Steel		23846
	Replacement CO ₂ , Sulfur, Moisture Filter, Baseplate with 1/8" SS Fittings	1/8" Stainless Steel		23847

Restek Super Clean Ultra-High Capacity Hydrocarbon Filter

Description	qty.	Similar to Part #	cat.#
Ultra-High Capacity Hydrocarbon Filter	ea.	Agilent 5182-0820, CP17972; Scion/Bruker/Varian BRS0103	22030



22030



22028

Restek Super Clean Ultra-High Capacity Moisture Filter

Restek Super Clean ultra-high capacity moisture filter cartridges feature easy-to-read indicators.

The indicator code is shown on every trap so there is no confusion determining when a trap needs to be replaced.

Description	qty.	Similar to Part #	cat.#
Ultra-High Capacity Moisture Filter	ea.	Agilent 5182-0817, CP17971; Scion/Bruker/Varian BRS0101	22028

Restek Super Clean Ultra-High Capacity Oxygen Filter

Restek Super Clean ultra-high capacity oxygen filter cartridges feature easy-to-read indicators.

The indicator code is shown on every trap so there is no confusion determining when a trap needs to be replaced.

Description	qty.	Similar to Part #	cat.#
Ultra-High Capacity Oxygen Filter	ea.	Agilent 5182-0818, CP17970; Scion/Bruker/Varian BRS0102	22029



22029

Replacement Gas Filters for Restek Super Clean Gas Filter Kits

- High-purity output ensures 99.9999% pure gas (at max. flow of 2 L/min).
- Designed for easy, hassle-free cartridge changes.
- Glass inside to prevent diffusion, polycarbonate housing outside for safety.
- The indicator code is shown on every trap so there is no confusion determining when a trap needs to be replaced.

Description	Used with	qty.	Similar to Part #	cat.#
Replacement CO ₂ , Sulfur, Moisture Filter	Ideal for TOC analyzers and zero air generators.	ea.		23843
Replacement Fuel Gas Filter (removes moisture and hydrocarbons)		ea.	Agilent 5183-4771	22022
Replacement Helium-Specific Gas Filter (removes oxygen, moisture, and hydrocarbons)		ea.	Agilent 5188-6474, CP17973	21982
Replacement Triple Gas Filter (removes oxygen, moisture, and hydrocarbons)		ea.	Agilent 5182-9705, CP17973	22020



22020

Restek Filter Baseplates

- End fittings available in brass or stainless steel.
- Baseplates fit all stand-alone Super Clean gas filters offered.

Material	Dimensions	Type	qty.	Similar to Part #	cat.#
Brass	4" x 4" x 1 7/8" (10.2 x 10.2 x 4.8 cm)	Single-Position	ea.	Agilent CP7988	22025
Stainless Steel	4" x 4" x 1 7/8" (10.2 x 10.2 x 4.8 cm)	Single-Position	ea.	Agilent 5182-0815	22344
Brass	8" x 4" x 1 7/8" (20.3 x 10.2 x 4.8 cm)	2-Position	ea.	Agilent CP738407	22026
Stainless Steel	8" x 4" x 1 7/8" (20.3 x 10.2 x 4.8 cm)	2-Position	ea.	Agilent 5182-9706	22345
Brass	12" x 4" x 1 7/8" (30.5 x 10.2 x 4.8 cm)	3-Position	ea.		22027
Stainless Steel	12" x 4" x 1 7/8" (30.5 x 10.2 x 4.8 cm)	3-Position	ea.	Agilent 5182-9707	22346



22026



22025

IN-LINE SUPER-CLEAN PURIFICATION GAS TRAPS

Restek Click-On In-Line Super Clean Gas Traps and Connector Kits

- High-purity output ensures 99.9999% pure gas.
- Click-On fittings for easy, leak-tight cartridge changes; brass or stainless steel, 1/4" or 1/8".
- Triple gas trap is ideal for purifying carrier gas—it contains oxygen, moisture, and hydrocarbon scrubbers in one cartridge.
- Fuel gas trap is ideal for purifying flame ionization detector (FID) fuel gases, removing both moisture and hydrocarbons.
- Helium-specific triple gas trap is ideal for GC-MS—it contains oxygen, moisture, and hydrocarbon scrubbers in one cartridge.



22456

Click-On traps measure:
8 1/2" x 1 1/4" (21.6 x 3.2 cm)

Description	Includes	Fittings	qty.	cat.#
Carrier Gas Purification Kit	1/8" SS connectors (2) and oxygen/moisture/hydrocarbon triple trap (1)	1/8" Stainless Steel	kit	22456
	1/8" brass connectors (2) and oxygen/moisture/hydrocarbon triple trap (1)	1/8" Brass	kit	22457
	1/4" SS connectors (2) and oxygen/moisture/hydrocarbon triple trap (1)	1/4" Stainless Steel	kit	22458
	1/4" brass connectors (2) and oxygen/moisture/hydrocarbon triple trap (1)	1/4" Brass	kit	22459
Fuel Gas Purification Kit	1/8" SS connectors (4) and hydrocarbon/moisture traps (2)	1/8" Stainless Steel	kit	22460
	1/8" brass connectors (4) and hydrocarbon/moisture traps (2)	1/8" Brass	kit	22461
	1/4" SS connectors (4) and hydrocarbon/moisture traps (2)	1/4" Stainless Steel	kit	22462
	1/4" brass connectors (4) and hydrocarbon/moisture traps (2)	1/4" Brass	kit	22463

IN-LINE GAS TRAPS

Indicating Oxygen Trap



22010

- Removes oxygen to low ppb levels from He, Ar, N₂, or methane.
- Indicator changes from green to gray when adsorption capacity is depleted.
- Can be used with nonoxidizing gases such as He, Ar, N₂, H₂, or CH₄.
- Heavy-walled inner glass tube is protected by a sealed outer plastic tube to prevent oxygen and water infusion.
- Prepurged for fast stabilization.
- 160 psi (1103 kPa) maximum operating pressure.
- Reduces oxygen to 100 ppb.
- 10 µm frits at inlet and outlet.
- Optimal flow rate: < 150 mL/min.

Fittings	Dimensions	qty.	Similar to Part #	cat.#
1/8" Brass	10" x 1 1/4" (25.4 x 3.2 cm)	ea.		22010
1/4" Brass	10" x 1 1/4" (25.4 x 3.2 cm)	ea.		22011
1/8" Stainless Steel	13" x 1.5" (33 x 3.8 cm)	ea.	Agilent 5182-9202	23804
1/4" Stainless Steel	13" x 1.5" (33 x 3.8 cm)	ea.	Agilent 5182-9402	23805

Indicating Moisture Trap



22014

- Reduces water to less than 10 ppb. Indicator changes from yellowish green to blue at 5% relative humidity (suitable for general use).
- Pre-purged for fast stabilization.
- Reduces noise from high-sensitivity detectors.
- Heavy-walled glass body prevents oxygen and water infusion.
- 10 µm frit prevents microparticulate damage to needle valves and flow controllers.
- Maximum operating pressure: 160 psi (1103 kPa).

Moisture capacity: 6 g of water

Maximum flow: 1 L/min

Fittings	Dimensions	qty.	cat.#
1/8" Brass	13" x 2" (33 x 5.1 cm)	ea.	22014
1/4" Brass	13" x 2" (33 x 5.1 cm)	ea.	22015
1/8" Stainless Steel	13" x 1.5" (33 x 3.8 cm)	ea.	23806
1/4" Stainless Steel	13" x 1.5" (33 x 3.8 cm)	ea.	23807

Indicating Carrier Gas Purifier

- Removes multiple impurities such as O₂, H₂O, CO₂, CO, halogenated compounds, siloxanes, hydrocarbons (heavier than butane), sulfur-containing molecules, and ammonia from inert gases (He, Ar, N₂, and H₂).
- Can be used with other filters to provide endpoint detection.
- Contains highly sensitive visual indicators for oxygen and water contamination. The oxygen indicator signals breakthrough when the adsorbent changes from green to grey, and the moisture indicator signals breakthrough by changing from blue to brown.
- Heavy-walled inner glass tube is protected by a sealed outer plastic tube to further protect against leaks.



23808

Fittings	Dimensions	qty.	cat.#
1/8" Brass	13" x 1.5" (33 x 3.8 cm)	ea.	23809
1/4" Brass	13" x 1.5" (33 x 3.8 cm)	ea.	23808
1/8" Stainless Steel	13" x 1.5" (33 x 3.8 cm)	ea.	23811
1/4" Stainless Steel	13" x 1.5" (33 x 3.8 cm)	ea.	23810

Indicating Detector Gas Purifier

- Removes moisture and hydrocarbons (C5 and heavier) from dry air or inert gases.
- Indicator signals breakthrough by changing from yellowish green to blue at low relative humidity to warn of leaks in the gas stream.
- The inner glass tube contains activated carbon, moisture indicator, and molecular sieve.
- 10 µm frits at both ends of the filter.
- Heavy-walled inner glass tube is protected by a sealed outer plastic tube to further protect against leaks.



23812

Fittings	Dimensions	qty.	cat.#
1/8" Brass	13" x 1.5" (33 x 3.8 cm)	ea.	23813
1/4" Brass	13" x 1.5" (33 x 3.8 cm)	ea.	23812
1/8" Stainless Steel	13" x 1.5" (33 x 3.8 cm)	ea.	23815
1/4" Stainless Steel	13" x 1.5" (33 x 3.8 cm)	ea.	23814

Carbon Dioxide Trap

- Removes carbon dioxide from inert gases He, Ar, N₂, H₂, and clean dry air (CDA) to low ppb levels.
- Functions by consuming carbon dioxide in a reaction with highly dispersed NaOH on a silicate support (reaction produces water that remains adsorbed in the purifier).
- In highly critical applications, consider using an additional moisture trap after the CO₂ trap as a safety measure.



23816

Fittings	Dimensions	qty.	cat.#
1/8" Brass	13" x 1.5" (33 x 3.8 cm)	ea.	23816
1/4" Brass	13" x 1.5" (33 x 3.8 cm)	ea.	23817
1/8" Stainless Steel	13" x 1.5" (33 x 3.8 cm)	ea.	23818
1/4" Stainless Steel	13" x 1.5" (33 x 3.8 cm)	ea.	23819

High-Capacity Oxygen Trap

- Removes up to 135 ml of oxygen or 2 g of water.
- Long life—typically purifies more than 480 cu ft of inert gas.
- Reduces oxygen to 15 ppb.
- Maximum operating pressure: 250 psi (1,724 kPa).
- Flow: 3 L/min @ 32 psi (221 kPa).



20600

Fittings	Dimensions	qty.	cat.#
1/8" Nickel-Plated Brass	11" x 1 1/2" (27.9 x 3.8 cm)	ea.	20601
1/4" Nickel-Plated Brass	11" x 1 1/2" (27.9 x 3.8 cm)	ea.	20600

High-Capacity Moisture Trap

- Purged with ultra-high-purity helium; ready to use with any carrier gas including hydrogen.
- Reduces water to less than 15 ppb.
- Maximum operating pressure: 250 psi (1,724 kPa).
- Maximum flow: 1.25 L/min.




21997

Moisture capacity: 16 g of water

Fittings	Dimensions	qty.	Similar to Part #	cat.#
1/8" Nickel-Plated Brass	11" x 1 1/2" (27.9 x 3.8 cm)	ea.		21997
1/4" Nickel-Plated Brass	11" x 1 1/2" (27.9 x 3.8 cm)	ea.	Agilent MT200-4	20638

Capillary-Grade Hydrocarbon Trap

- Packed with an extremely high surface area, baked coconut shell-based activated carbon.
- Purged with ultra-high-purity helium; ready to use with any carrier gas including hydrogen.
- Reduces organics to 0.1 ppm (assuming 100 ppm input).
- Maximum operating pressure: 250 psi (1,724 kPa).



21991

Fittings	Dimensions	qty.	cat.#
1/8" Nickel-Plated Brass	11" x 1 1/2" (27.9 x 3.8 cm)	ea.	21991
1/4" Nickel-Plated Brass	11" x 1 1/2" (27.9 x 3.8 cm)	ea.	21992