



## GAS RESIDENTIAL WATER HEATERS

### PROLINE® ATMOSPHERIC VENT TALL RESIDENTIAL GAS WATER HEATER

- FLAMMABLE VAPOR IGNITION RESISTANT COMPLIANT DESIGN • SOLID STATE • INTELLIGENT CONTROL LOGIC • GREEN CHOICE® GAS BURNER
- DYNACLEAN DIFFUSER DIP TUBE • COREGARD ANODE ROD • PUSH-BUTTON PIEZO IGNITOR • HEAT TRAP NIPPLES • BLUE DIAMOND® GLASS COATING
- ENHANCED FLOW BRASS DRAIN VALVE • CSA CERTIFIED & ASME RATED T&P RELIEF VALVE • MAX HYDROSTATIC WORKING PRESSURE 150 PSI
- SOLID STATE • 6 YEAR TANK WARRANTY • 6 YEAR PARTS WARRANTY



GS6-30-OCTR

SSC No.	Model Number	Gas	Gal. Cap.	BTU Input/Hour	Output (Gallons) 1st Hr Rating Recov. 90° Rise		Draft Hood Outlet	Ship Wgt. Lbs	Price Each
---------	--------------	-----	-----------	----------------	--	--	-------------------	---------------	------------

#### PROLINE® NAECA III TALL MODEL WATER HEATERS

22A 4005	<b>GS6-30-OCTR</b>	<b>NG</b>	30	<b>32,000</b>	62	31	3/4"	132	\$ 1,076.68
22A 4030	<b>GS6-30-OCTR</b>	<b>LP</b>	30	<b>29,000</b>	62	31	3/4"	132	1,151.32

22A 4100	<b>GS6-40-BCT</b>	<b>NG</b>	40	<b>40,000</b>	80	42	3/4"	138	\$ 1,069.22
22A 4125	<b>GS6-40-BCT</b>	<b>LP</b>	40	<b>36,000</b>	80	42	3/4"	138	1,143.86

22A 4300	<b>GS6-50-BRT</b>	<b>NG</b>	50	<b>40,000</b>	81	41	3/4"	148	\$ 1,136.39
22A 4325	<b>GS6-50-BRT</b>	<b>LP</b>	50	<b>37,000</b>	81	41	3/4"	148	1,211.03

#### PROLINE® NAECA III TALL MODEL WATER HEATERS WITH BLANKET

22A 4055	<b>GS6-30-ORBTR</b>	<b>NG</b>	30	<b>32,000</b>	62	32	3/4"	123	\$ 1,123.33
22A 4080	<b>GS6-30-ORBTR</b>	<b>LP</b>	30	<b>29,000</b>	62	32	3/4"	123	1,197.97

22A 4150	<b>GS6-40-BRBT</b>	<b>NG</b>	40	<b>40,000</b>	78	42	3/4"	130	\$ 1,115.87
22A 4175	<b>GS6-40-BRBT</b>	<b>LP</b>	40	<b>36,000</b>	78	42	3/4"	130	1,190.51

#### PROLINE® NAECA HIGH CAPACITY WATER HEATER

22A 0260	<b>GS6-75-XRRS</b>	<b>NG</b>	74	<b>75,100</b>	125	81	4"	275	\$ 2,379.15
----------	--------------------	-----------	----	---------------	-----	----	----	-----	-------------

#### PROLINE® NAECA III SHORT MODEL WATER HEATERS

22A 4200	<b>GS6-40-BCS</b>	<b>NG</b>	40	<b>40,000</b>	67	41	3/4"	135	\$ 1,069.22
22A 4225	<b>GS6-40-BCS</b>	<b>LP</b>	40	<b>36,000</b>	67	41	3/4"	135	1,143.86

#### PROLINE® NAECA III SHORT MODEL WATER HEATERS WITH BLANKET

22A 4250	<b>GS6-40-BRBS</b>	<b>NG</b>	40	<b>40,000</b>	68	41	3/4"	134	\$ 1,115.87
22A 4275	<b>GS6-40-BRBS</b>	<b>LP</b>	40	<b>36,000</b>	68	41	3/4"	134	1,190.51



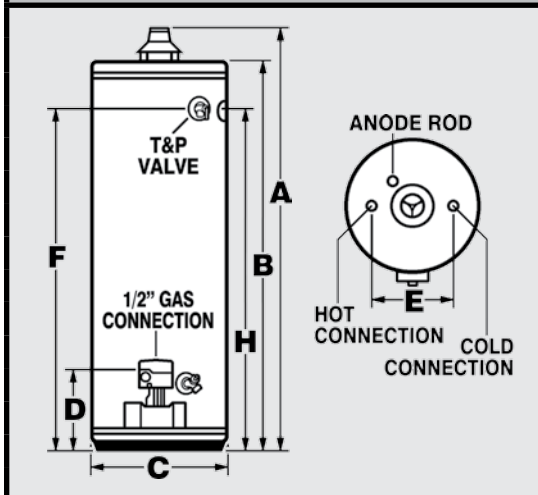
GS6-75-XRRS



GS6-40-BCS

### PROLINE® ATMOSPHERIC VENT RESIDENTIAL GAS WATER HEATERS DIMENSIONS

	A	B	C	D	E	F
<b>PROLINE® NAECA III TALL MODEL WATER HEATER</b>						
<b>GS6-30-OCTR</b>	60 1/2"	57"	18"	14"	8"	51"
<b>GS6-40-BCT</b>	61 3/4"	58 1/4"	20"	12 1/4"	8"	52"
<b>GS6-50-BRT</b>	60 3/4"	57 1/4"	21"	12 1/4"	8"	50 1/2"
<b>PROLINE® NAECA III TALL MODEL WATER HEATER WITH BLANKET</b>						
<b>GS6-30-ORBTR</b>	61 1/2"	58"	16"	12 1/4"	8"	51 3/4"
<b>GS6-30-ORBTR</b>	60 1/2"	57"	16"	14"	8"	51"
<b>GS6-40-BRBT</b>	61 3/4"	58 1/4"	18"	12 1/4"	8"	52"
<b>PROLINE® NAECA HIGH CAPACITY TALL MODEL WATER HEATER</b>						
<b>GS6-75-XRRS</b>	61"	57"	26 1/2"	14 3/4"	16"	50 1/4"
<b>PROLINE® NAECA III SHORT MODEL WATER HEATER</b>						
<b>GS6-40-BCS</b>	51 1/2"	48"	22"	12"	8"	41 1/4"
<b>PROLINE® NAECA III SHORT MODEL WATER HEATER WITH BLANKET</b>						
<b>GS6-40-BRBS</b>	51 1/2"	48"	20"	12"	8"	41 1/4"



continued on next page

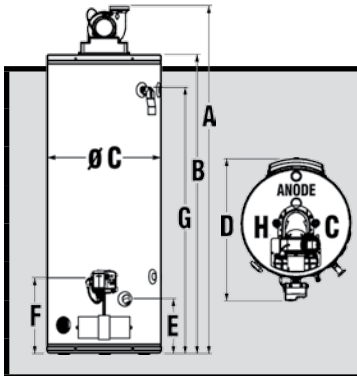


**state WATER HEATERS** GAS RESIDENTIAL WATER HEATERS

**PROLINE® XE RESIDENTIAL POWER VENT GAS WATER HEATER**  
 •COMMERCIAL-GRADE RESIDENTIAL •3-POSITION ROTATABLE BLOWER OUTLET •COREGARD ANODE ROD WITH STAINLESS STEEL CORE  
 •SOLID BRASS BALL TYPE DRAIN VALVE •3/4" MALE WATER CONNECTIONS •FACTORY INSTALLED T&P VALVE •150 PSI MAXIMUM W. P.  
 •C3 TECHNOLOGY™ GAS WATER HEATER DESIGN •.65 ENERGY FACTOR  
 •6 YEAR LIMITED TANK & PARTS WARRANTY



SSC No.	Model Number	Gas	Gal. Cap.	BTU Input/Hour	Output 1st Hr Rating	Recov. 90° Rise	Draft Hood Outlet	Ship Wgt. Lbs	Price Each
22A 1000	<b>GS6-40-YBVIS</b>	NG	40	<b>40000</b>	73	44.7	2-3-4"	174	\$ 2,235.47
22A 1100	<b>GS6-40-HBVIS</b>	LP	40	<b>40000</b>	73	44.7	2-3-4"	174	2,310.11
22A 1020	<b>GS6-50-YBVIS</b>	NG	50	<b>40000</b>	90	44.7	2-3-4"	198	\$ 2,448.19
22A 1025	<b>GS6-50-HBVIS</b>	LP	50	<b>40000</b>	90	44.7	2-3-4"	198	2,522.93



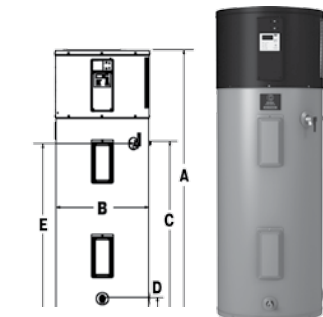
**PROLINE® XE RESIDENTIAL POWER VENT GAS WATER HEATER DIMENSIONS**

	A	B	C	D	E	F	G
<b>GS6-40-YBVIS/HBVIS</b>	59"	49 <sup>5</sup> / <sub>8</sub> "	22"	29 <sup>1</sup> / <sub>8</sub> "	11"	13 <sup>1</sup> / <sub>4</sub> "	42 <sup>1</sup> / <sub>2</sub> "
<b>GS6-50-YBVIS/HBVIS</b>	60 <sup>1</sup> / <sub>8</sub> "	50 <sup>3</sup> / <sub>4</sub> "	24"	31 <sup>1</sup> / <sub>8</sub> "	11"	13 <sup>1</sup> / <sub>4</sub> "	43 <sup>3</sup> / <sub>4</sub> "

**MAXIMUM VENT DISTANCE - TOTAL EQUIVALENT FEET**

	2" PIPE	3" PIPE	4" PIPE
<b>GS6-40-YBVIS/HBVIS</b>	50 FEET	125 FEET	180 FEET
<b>GS6-50-YBVIS/HBVIS</b>	50 FEET	125 FEET	180 FEET

**New State Products! Call For Prices...**



**PREMIER® HYBRID ELECTRIC HEAT PUMP WATER HEATER**  
 •INCREASED STORAGE •BACKUP ELECTRIC ELEMENTS •DRY FIRE PROTECTION •ENERGY - EFFICIENCY •DEHUMIDIFICATION  
 •ELECTRONIC USER INTERFACE •CHOICE OF OPERATING MODES •POWERED ANODE •6 YEAR LIMITED WARRANTY

Model	Gallon Capacity	Energy Factor By Mode			1st Hour Rating By Mode			Height (Inches)	Diameter (Inches)	Height To Water Outlet (Inches)	Height To Water Inlet (Inches)	Height To T&P (Inches)	Approx Shipping Wgt. (Lbs.)
		Efficiency*	Hybrid	Electric	Efficiency	Hybrid	Electric	A	B	C	D	E	
HP6 66 DHPT	66	2.40	2.33	0.88	51	68	66	61	27	38	4	38	289
HP6 80 DHPT	80	2.30	2.33	0.85	70	84	76	69	27	46	4	46	307

\*UP TO A 2.4 ENERGY FACTOR (EF) RATING IN EFFICIENCY MODE



**PREMIER® SOLAR WATER HEATING SYSTEM** •6 YEAR LIMITED WARRANTY  
 A COMPLETE, READY-TO-INSTALL PACKAGE THAT USED THE SUN FOR UP TO 70% OF THE ENERGY REQUIRED FOR WATER HEATING.  
 INCLUDES EVERYTHING YOU NEED: 80 OR 120 GALLON WATER TANK, 2 OR 3 SOLAR COLLECTORS, PUMP STATION & ALL MOUNTING HARDWARE.

Model	Heat Exchanger	Solar Booster Tank Model ☆(Included)	Storage Capacity (Gallons)	Number Of Solar Collectors	Tank Dimensions (Inches)		Solar Energy Factor*	Approx. Tank Wgt. (Lbs)	Total Parts Pkg. Sys. Wgt. (Lbs)
					Height	Diameter			
SSX 80 SOTACI-2	Internal Single Wall	SB6 80 SOTX	76	2	63 <sup>3</sup> / <sub>4</sub>	24	2.5	257	472.5
SSX 80 SOTACI-3		SB6 80 SOTX	76	3	63 <sup>3</sup> / <sub>4</sub>	24	3.0	257	563.5
SSX 120 SOTACI-2		SB6 120 SOTX	108	2	63 <sup>3</sup> / <sub>4</sub>	28	3.0	365	472.5
SSX 120 SOTACI-3	External Double Wall	SB6 120 SOTX	108	3	63 <sup>3</sup> / <sub>4</sub>	28	4.0	365	563.5
SSX 65 SOTACE-2		SBV 65 10TS	65	2	59 <sup>1</sup> / <sub>4</sub>	20 <sup>1</sup> / <sub>2</sub>		152	
SSX 65 SOTACE-3		SBV 65 10TS	65	3	59 <sup>1</sup> / <sub>4</sub>	20 <sup>1</sup> / <sub>2</sub>		152	
SSX 80 SOTACE-2		SBV 82 10TS	80	2	63 <sup>3</sup> / <sub>4</sub>	24	2.5	204	472.5
SSX 80 SOTACE-3		SBV 82 10TS	80	3	63 <sup>3</sup> / <sub>4</sub>	24	3.0	204	563.5
SSX 120 SOTACE-2		SBV 120 10TS	119	2	63 <sup>3</sup> / <sub>4</sub>	28	3.0	311	472.5
SSX 120 SOTACE-3		SBV 120 10TS	119	3	63 <sup>3</sup> / <sub>4</sub>	28	4.0	311	563.5

\*PROJECTED VALUE.  
 A SINGLE 4500 WATT/240 VOLT BACKUP ELEMENT IS INCLUDED WITH ALL MODELS. EACH SOLAR COLLECTOR IS 42.5" WIDE, 86.25" LONG, 3.5" DEEP & WEIGHS 90 LBS. SYSTEM WEIGHT INCLUDES PANELS. CONTACT YOUR LOCAL SALES REPRESENTATIVE FOR PREMIER® SOLAR SYSTEM ACCESSORIES.  
 ☆ALL SOLAR BOOSTER TANKS FEATURE 2" ENVIRONMENTALLY-FRIENDLY\* NON-CFC FOAM INSULATION (R16 VALUE) TO REDUCE STANDBY HEAT LOSS.

continued on next page



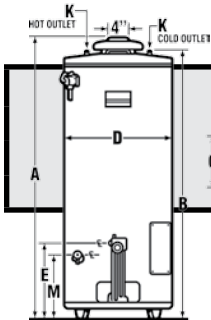
## GAS COMMERCIAL WATER HEATERS

### SANDBLASTER SBS GAS COMMERCIAL WATER HEATERS

- 3 YEAR TANK WARRANTY • FOAM INSULATION • MULTIPOINT BURNER • STANDING PILOT IGNITION SYSTEM
- FACTORY INSTALLED ENERGY CUT-OFF SWITCH • TANK INSPECTION PORT • ANODE ROD • 1/2" GAS CONNECTION
- MAXIMUM HYDROSTATIC WORKING PRESSURE 150 PSI • SELF CLEANING



SSC No.	Model Number	Gallon Capacity	BTU Input/Hour	Output (Gallons) 100° F Rise 1st Hr Recovery		Ship Wgt. Lbs	Price Each
22A 5050	<b>SBS75-76NE</b>	74	<b>75,100</b>	125	73	275	\$ 5,429.22
22A 5100	<b>SBS100-76NE</b>	98	<b>75,100</b>	142	73	367	6,743.18



### SANDBLASTER SBS GAS COMMERCIAL WATER HEATERS

	A	B	C	D	E	G	H	K	M
<b>SBS75-76NE</b>	61 <sup>1</sup> / <sub>8</sub> "	58 <sup>1</sup> / <sub>2</sub> "	29 <sup>11</sup> / <sub>16</sub> "	26 <sup>1</sup> / <sub>2</sub> "	15 <sup>3</sup> / <sub>16</sub> "	14 <sup>1</sup> / <sub>2</sub> "	16"	1"	11 <sup>5</sup> / <sub>16</sub> "
<b>SBS100-76NE</b>	68 <sup>5</sup> / <sub>8</sub> "	66 <sup>1</sup> / <sub>2</sub> "	30 <sup>15</sup> / <sub>16</sub> "	27 <sup>3</sup> / <sub>4</sub> "	15 <sup>3</sup> / <sub>16</sub> "	15 <sup>3</sup> / <sub>4</sub> "	16"	1 <sup>1</sup> / <sub>4</sub> "	11 <sup>5</sup> / <sub>16</sub> "

### SANDBLASTER SBD GAS COMMERCIAL WATER HEATERS

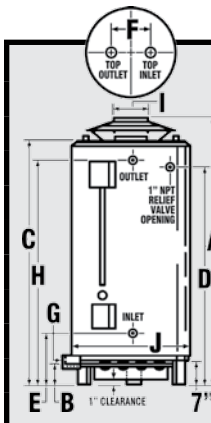
- 3 YEAR TANK WARRANTY • INTERMITTENT IGNITION DEVICE • FOAM INSULATION • TANK INSPECTION PORT
- ANODE RODS • HYDRO CANNON SELF CLEANING • FACTORY INSTALLED ENERGY CUT-OFF SWITCH
- FACTORY INSTALLED T&P VALVE • MAXIMUM HYDROSTATIC WORKING PRESSURE 160 PSI



SSC No.	Model Number	Gallon Capacity	BTU Input/Hour	Output (Gallons) 100° F Rise 1st Hr Recovery		Ship Wgt. Lbs	Price Each
22A 5175	<b>SBD81-180NE</b>	81	<b>180,000</b>	232	175	470	\$ 14,257.41
22A 5200	<b>SBD100-199NET</b>	100	<b>199,000</b>	263	198	603	\$ 11,045.50
22A 5250	<b>SBD81-199NE</b>	81	<b>199,000</b>	263	184	470	10,831.07

### SANDBLASTER SBD ASME MODELS NOTE: ALL WATER HEATERS 200,00 BTU & LARGER MUST BE ASME

22A 5300	<b>SBD100-250NE A</b>	100	<b>250,000</b>	289	254	725	\$ 19,714.00
22A 5325	<b>SBD100-275NE A</b>	100	<b>275,000</b>	337	267	725	20,398.36
22A 5350	<b>SBD85-365NE A</b>	85	<b>365,000</b>	414	354	725	\$ 22,693.23
22A 5400	<b>SBD85-500NE A</b>	85	<b>500,000</b>	545	479	812	29,570.24



### SANDBLASTER SBD GAS COMMERCIAL WATER HEATERS

	A	B	C	D	E	F	G	H	I	J
<b>SBD81-154NE</b>	73"	4 <sup>1</sup> / <sub>4</sub> "	66 <sup>1</sup> / <sub>2</sub> "	57 <sup>7</sup> / <sub>8</sub> "	19 <sup>11</sup> / <sub>16</sub> "	19"	1 <sup>1</sup> / <sub>2</sub> "	59"	6"	27 <sup>3</sup> / <sub>4</sub> "
<b>SBD81-180NE</b>	67 <sup>1</sup> / <sub>2</sub> "	4 <sup>1</sup> / <sub>2</sub> "	62"	53 <sup>1</sup> / <sub>2</sub> "	20 <sup>1</sup> / <sub>2</sub> "	21"	1 <sup>1</sup> / <sub>2</sub> "	54 <sup>5</sup> / <sub>8</sub> "	6"	27 <sup>3</sup> / <sub>4</sub> "
<b>SBD100-199NET</b>	75"	4 <sup>1</sup> / <sub>2</sub> "	70"	61 <sup>1</sup> / <sub>2</sub> "	20 <sup>1</sup> / <sub>2</sub> "	21"	1 <sup>1</sup> / <sub>2</sub> "	62 <sup>5</sup> / <sub>8</sub> "	6"	27 <sup>3</sup> / <sub>4</sub> "
<b>SBD81-199NE</b>	67 <sup>1</sup> / <sub>2</sub> "	4 <sup>1</sup> / <sub>2</sub> "	62"	53 <sup>1</sup> / <sub>2</sub> "	20 <sup>1</sup> / <sub>2</sub> "	21"	1 <sup>1</sup> / <sub>2</sub> "	54 <sup>1</sup> / <sub>8</sub> "	6"	27 <sup>3</sup> / <sub>4</sub> "

### SANDBLASTER SBD GAS COMMERCIAL ASME WATER HEATERS

<b>SBD100-250NE A</b>	72"	4 <sup>1</sup> / <sub>2</sub> "	65 <sup>1</sup> / <sub>8</sub> "	55 <sup>7</sup> / <sub>8</sub> "	19 <sup>3</sup> / <sub>4</sub> "	23"	1 <sup>1</sup> / <sub>2</sub> "	58 <sup>3</sup> / <sub>8</sub> "	8"	30 <sup>1</sup> / <sub>4</sub> "
<b>SBD100-275NE A</b>	72"	4 <sup>1</sup> / <sub>2</sub> "	65 <sup>1</sup> / <sub>8</sub> "	55 <sup>7</sup> / <sub>8</sub> "	19 <sup>3</sup> / <sub>4</sub> "	23"	1 <sup>1</sup> / <sub>2</sub> "	56 <sup>3</sup> / <sub>8</sub> "	8"	30 <sup>1</sup> / <sub>4</sub> "
<b>SBD85-365NE A</b>	79 <sup>1</sup> / <sub>2</sub> "	4 <sup>1</sup> / <sub>2</sub> "	70 <sup>1</sup> / <sub>4</sub> "	62 <sup>1</sup> / <sub>2</sub> "	22 <sup>1</sup> / <sub>2</sub> "	23"	3 <sup>4</sup> / <sub>4</sub> "	63"	8"	27 <sup>3</sup> / <sub>4</sub> "
<b>SBD85-500NE A</b>	81 <sup>1</sup> / <sub>2</sub> "	4 <sup>1</sup> / <sub>2</sub> "	77 <sup>1</sup> / <sub>4</sub> "	67 <sup>1</sup> / <sub>2</sub> "	27 <sup>1</sup> / <sub>8</sub> "	21"	1"	67 <sup>1</sup> / <sub>2</sub> "	8"	27 <sup>3</sup> / <sub>4</sub> "

continued on next page

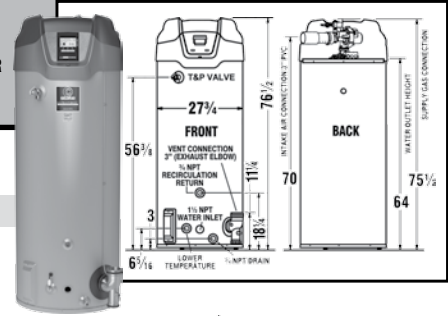


## GAS COMMERCIAL WATER HEATERS

### MODULATING ULTRA FORCE™ HIGH EFFICIENCY POWER VENT

- 3 YEAR TANK WARRANTY • 94% THERMAL EFFICIENCY • MEETS SCAQMD RULE 1146.2 FOR LOW NOX
- FLEXIBLE VENTING • SCALE FREE • FACTORY INSTALLED T&P VALVE GLASS LINED TANK & HEAT EXCHANGER
- ADVANCED ELECTRONIC CONTROLS • ZERO INCH CLEARANCE • SPIRAL WOUND FLUE TUBE
- HANDHOLE CLEANOUT • FOAM INSULATION • MAXIMUM W.P. 160 PSI

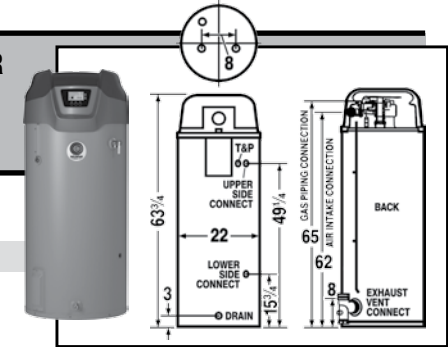
SSC No.	Model No.	Gal. Cap.	BTU Input/Hr	Output (Gallons) 100° F Rise 1st Hr	Recv	Maximum W.P. PSI	Gas Conn	Ship Wgt. Lbs	Price Each
22A 5500	<b>SUF100-199NE</b>	100	<b>199,000</b>	297	227	160 PSI	3/4"	438	\$ 15,279.38



### FORCE 90+ 96% EFFICIENT POWER DIRECT VENT WATER HEATER

- 3 YEAR TANK WARRANTY • 96% THERMAL EFFICIENCY • MEETS SCAQMD RULE 1146.2 FOR LOW NOX
- VERSATILE POWER DIRECT-VENT • GLASS LINED TANK WITH 2 MAGNESIUM ANODE RODS
- HOT & COLD SIDE TAPS • ELECTRONIC CONTROLS WITH LARGE LCD DISPLAY • PRECISE TEMP. CONTROL
- ADVANCED DIAGNOSTICS • FULLY SUBMERGED SPIRAL WOUND FLUE TUBE • MAX W.P. 150 PSI

SSC No.	Model No.	Gal. Cap.	BTU Input/Hr	Output (Gallons) 100° F Rise 1st Hr	Recv	Maximum W.P. PSI	Gas Conn	Ship Wgt. Lbs	Price Each
22A 5600	<b>SHE50-100NE</b>	50	<b>100,000</b>	116		150 PSI	3/4"	255	\$ 8,367.39



For More Information On These Products Or On Products Not Listed, Call *Salina Supply Company* At (785) 823-2221

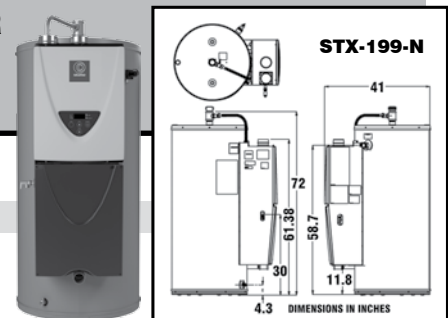


## GAS INTEGRATED COMMERCIAL TANK ON TANK WATER HEATER

### INTEGRATED COMMERCIAL TANKLESS ON TANK WATER HEATER

- 6 YEAR LIMITED HEAT EXCHANGER & TANK, 5 YEAR LIMITED PARTS WARRANTY
- 96% THERMAL EFFICIENCY • 150 PSI • MODULATING BURNER • INTEGRATED PUMP & CONTROLS
- ULTRA-LOW NOX • 119 GALLON STORAGE TANK • GLASS LINED TANK • MULTIPLE ANODES
- NATURAL GAS • AVAILABLE IN INDOOR ONLY

SSC No.	Model No	BTU Input/Hr	Recovery Gallons Per Hour 100° F Rise	Storage Capacity Gallons	Ship Wgt. Lbs	Price Each
22A 6002	<b>STX-199-N NG</b>	<b>199,000</b>	232	119	520	\$ 15,279.38





## ELECTRIC RESIDENTIAL WATER HEATERS

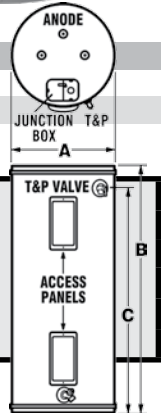
### PROLINE® EN6 RESIDENTIAL ELECTRIC WATER HEATERS

- 150 PSI MAXIMUM W.P. • ENHANCED HEATING ELEMENTS • SELF-CLEANING DIP TUBE • FOAM INSULATION • COREGARD™ ANODE ROD
- BLUE DIAMOND® GLASS COATING • ENHANCED FLOW BRASS DRAIN VALVE • CERTIFIED TO UL 174 FOR HOUSEHOLD WATER HEATERS
- MEETS UBC, CEC & HUD NATIONAL CODES • CSA CERTIFIED & ASME RATED FACTORY INSTALLED SAFETY VALVE (T&P VALVE)
- 6 YEAR TANK WARRANTY • 6 YEAR PARTS WARRANTY



SSC No.	Model No	Gal. Cap	Element Wattage 240 V.A.C. Standard Maximum		Output (Gal) 1st Hr Rating	Std Wattage Recovery 90° Rise	Water Conn.	Ship Wgt. Lbs	Price Each
<b>PROLINE® SHORT MODEL ELECTRIC WATER HEATER</b>									
22A 5055	<b>EN6-40-DORS</b>	40	4500	6000	55	20.7	3/4"	109	\$ 905.01
<b>PROLINE® LOWBOY MODEL ELECTRIC WATER HEATER</b>									
22A 5010	<b>EN6-30-DOLS</b>	28	4500	6000	41	20.7	3/4"	115	\$ 914.34
22A 5025	<b>EN6-30-DOLBS</b>	28	4500	6000	40	20.7	3/4"	96	\$ 934.87
22A 5075	<b>EN6-40-DOLBS</b>	38	4500	6000	46	20.7	3/4"	118	977.78

<b>PROLINE® TALL MODEL ELECTRIC WATER HEATERS</b>					<b>TALL MODEL WITH WITH BLANKET</b>				
22A 5110	<b>EN6-30-DORT</b>	30	4500	6000	48	21	3/4"	95	\$ 1,222.23
22A 5157	<b>EN6-40-DORT</b>	40	4500	6000	53	21	3/4"	118	905.01
22A 5211	<b>EN6-50-DORT</b>	50	4500	6000	62	21	3/4"	125	1,005.77



<b>PROLINE® EN6 RESIDENTIAL ELECTRIC WATER HEATERS</b>							
	SHORT	LOWBOY	LOWBOY WITH BLANKET		TALL MODEL WITH BLANKET		
	EN6-40-DORS	EN6-30-DOLS	EN6-30-DOLBS	EN6-40-DOLBS	EN6-30-DORT	EN6-40-DORT	EN6-50-DORT
<b>A</b>	22"	24"	22"	24"	19"	20"	20 1/2"
<b>B</b>	50"	31 1/4"	30"	31 3/4"	46"	60"	60 1/2"
<b>C</b>	40 3/4"	21 3/4"	21 3/4"	24"	39 1/2"	53 1/4"	51 1/4"

### PROLINE® JUNIOR ES6 ELECTRIC WATER HEATERS

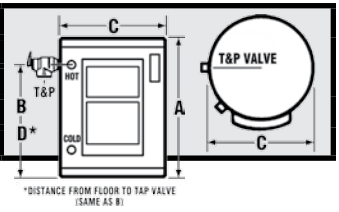
- 150 PSI MAXIMUM WORKING PRESSURE • U.L. LISTED ENERGY CUTOFF • EVERLAST PEXAN™ POLYMER DIP TUBE • FOAM INSULATION
- FOR UNDER COUNTER OR CRAWL SPACE • FACTORY INSTALLED SAFETY VALVE (TEMPERATURE & PRESSURE VALVE)
- ONE HEATING ELEMENT • SIDE INLET & OUTLET CONNECTIONS
- 6 YEAR TANK WARRANTY • 6 YEAR PARTS WARRANTY



SSC No.	Model No.	Gal. Cap	Element Wattage 120V 240V 120V 240V		Output (Gal) 1st Hr	Std Wattage Recov 90° Rise	Std Wattage Recov 60° Rise	Ship Wgt. Lbs	Price Each
22A 2000	<b>ES6-6-SOMS-K</b>	6	1650	3000	N/A	8	11	35	\$ 597.12
22A 2020	<b>ES6-10-SOMS-K</b>	10	1650	2000	N/A	8	11	53	821.04
22A 2060	<b>ES6-20-SOMS-K</b>	19.9	1650	2000	N/A	8	11	75	\$ 890.08
22A 2080	<b>ES6-20-SOMS-E</b>	19.9	4500	5500	N/A	8	11	75	890.08



<b>PROLINE® JUNIOR ES6 ELECTRIC WATER HEATERS</b>				
	ES6-6-SOMS-K	ES6-10-SOMS-K	ES6-20-SOMS-K	ES6-20-SOMS-E
<b>A</b>	15 1/4"	17 1/4"	21 3/4"	21 3/4"
<b>B</b>	10 3/4"	12 1/2"	16 1/2"	16 1/2"
<b>C</b>	14 1/4"	16"	18"	20"

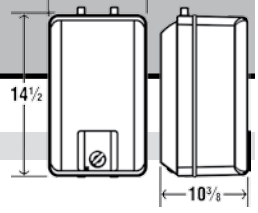


### PROLINE® ES6 POINT-OF-USE WATER HEATER

- POINT-OF-USE WATER HEATER WITH COMMERCIAL GRADE HEATING ELEMENT
- SINGLE 1,400 WATT 120VT ELEMENT FOR FAST RELIABLE RECOVERY • ASME RATED T&P RELIEF VALVE
- 1" FOAM INSULATION • GLASS LINED TANK • FOR AREAS WHERE THERE IS A LOW DEMAND FOR HOT WATER
- 6 YEAR TANK WARRANTY • 6 YEAR PARTS WARRANTY



SSC No.	Model No	Gal. Cap	Element Wattage 120V 240V		Output (Gal) 1st Hr Rating	Std Wattage Recovery 90° Rise	Water Conn.	Ship Wgt. Lbs	Price Each
22A 6217	<b>ES6-2-SMT</b>	2.5	1440 @ 120V		N/A	7	1/2"	17	\$ 418.12





## NORITZ TANKLESS WATER HEATERS



### NR981-SV TANKLESS WATER HEATER

- 12 YEAR WARRANTY • MEDIUM+ RESIDENTIAL USE • INDOOR • DIRECT IGNITION • POWER VENTED 4" FLUE • .5 GPM MIN. FLOW RATE
- 15-150 PSI OPERATING WATER PRESSURE • QUICK-CONN MULTI-SYSTEM COMPATIBLE • WITH REMOTE CONTROLLER
- TEMP. SETTINGS: DEFAULT 120°, 130°, 140° F (120° F ORIGINAL); WITH CONTROLLER 100°-140°F (5° INTERVALS) 160°, 170°, 180° F (14 OPTIONS)



SSC No.	Model	Water Holding Capacity Gal.	Gas Consumption BTUH Performance:		Hot Water Capacity Gallons Per Minute			Vent* Size	Water Inlet & Outlet	Gas Inlet	Ship Wgt. Lbs	Price Each
			Max.	Min.	@ 45° F. Rise	@ 77° F. Rise	Range					
22B 0300	<b>NR981-SV NG</b>	.2	199,000	12,000	7.5		.5 - 9.8	4"	3/4"	3/4"	47	\$ 1,882.42
22B 0355	<b>NR981-SV LP</b>	.2	199,000	12,000	7.5		.5 - 9.8	4"	3/4"	3/4"	47	1,957.72

Formerly N-0751M

\*Important Note:  
Requires Class III Stainless Steel Venting.  
See Page O-4.

### EZTR40 40 GALLON TANK REPLACEMENT TANKLESS HEATER

- WARRANTY • 12 YEAR HEAT EXCHANGER • 5 YEAR PARTS • 1 YEAR LABOR • POLYESTER COATED STEEL • WALL MOUNT INDOORS
- TOP MOUNTED CONNECTIONS • 15-150 PSI OPER. PRESS. • .5 GPM MIN. FLOW RATE • 1/2" CONDENSATE DRAIN • RESIDENTIAL ONLY
- TEMP. SETTINGS: DEFAULT OPTIONS 120°, 130°, 135°, 140°, (120° F ORIGINAL); CONTROLLER 100°-140°F (IN 5° INTERVALS) (6 OPTIONS)



SSC No.	Model	Water Holding Capacity Gal.	Gas Consumption BTUH Performance:		Hot Water Capacity Gallons Per Minute			Vent* Size	Water Inlet & Outlet	Gas Inlet	Ship Wgt. Lbs	Price Each
			Max.	Min.	@ 45° F. Rise	@ 77° F. Rise	Range					
22B 1300	<b>EZTR40 NG</b>	.2	120,000	15,000	2.8		.5 - 6.6	2"	3/4"	1/2"	50	\$ 1,913.68
22B 1350	<b>EZTR40 LP</b>	.2	120,000	15,000	2.8		.5 - 6.6	3" 4"	3/4"	1/2"	50	1,913.68

**NRC663-FSV (EXTR40)**

\*2" Flexible PP Vent - N-Flex Kit

### NRC66-DV 93% CONDENSING RESIDENTIAL TANKLESS HEATER

- 12 YEAR WARRANTY • POLYESTER COATED STEEL • OUTDOOR OR INDOOR • DIRECT IGNITION • DIRECT VENT • 15-150 PSI OPER. PRESS.
- .5 GPM MIN. FLOW RATE • 1/2" CONDENSATE DRAIN • QUICK-CONN 2-SYSTEM COMPATIBLE • REMOTE CONTROLLER • RESIDENTIAL ONLY
- TEMP. SETTINGS: DEFAULT OPTIONS 120°, 130°, 140°, (120° F ORIGINAL); CONTROLLER 100°-140°F (IN 5° INTERVALS) (9 OPTIONS)



SSC No.	Model	Water Holding Capacity Gal.	Gas Consumption BTUH Performance:		Hot Water Capacity Gallons Per Minute			Vent* Size	Water Inlet & Outlet	Gas Inlet	Ship Wgt. Lbs	Price Each
			Max.	Min.	@ 45° F. Rise	@ 77° F. Rise	Range					
22B 1000	<b>NRC661-DV NG</b>	.2	120,000	15,000	5.3	2.9	.5 - 6.6	3"	3/4"	1/2"	55	\$ 1,426.24
22B 1050	<b>NRC661-DV LP</b>	.2	120,000	15,000	5.3	2.9	.5 - 6.6	3"	3/4"	1/2"	55	1,426.24

\***NRC66-DV**  
Water Heater is PVC Venting Approved.

### NRC71-DV 93% RESIDENTIAL TANKLESS HEATER

- 12 YEAR WARRANTY • POLYESTER COATED STEEL • WALL MOUNT INDOORS • DIRECT IGNITION • DIRECT VENT • 15-150 PSI OPER. PRESS.
- .5 GPM MIN. FLOW RATE • 1/2" CONDENSATE DRAIN • QUICK-CONN 2-SYSTEM COMPATIBLE • REMOTE CONTROLLER • RESIDENTIAL ONLY
- TEMP. SETTINGS: DEFAULT OPTIONS 120°, 130°, 140°, (120° F ORIGINAL); CONTROLLER 100°-140°F (IN 5° INTERVALS) (9 OPTIONS)



SSC No.	Model	Water Holding Capacity Gal.	Gas Consumption BTUH Performance:		Hot Water Capacity Gallons Per Minute			Vent* Size	Water Inlet & Outlet	Gas Inlet	Ship Wgt. Lbs	Price Each
			Max.	Min.	@ 45° F. Rise	@ 77° F. Rise	Range					
22B 1100	<b>NRC711-DV NG</b>	.2	157,000	16,000	n/a		.5 - 8.3	3" 4"	3/4"	3/4"	58	\$ 1,687.86
22B 1150	<b>NRC711-DV LP</b>	.2	157,000	16,000	n/a		.5 - 8.3	3" 4"	3/4"	3/4"	58	1,755.37

\***NRC71-DV**  
Water Heater is PVC Venting Approved.

continued on next page

## NRC98-DV 93% CONDENSING RESIDENTIAL TANKLESS HEATER

•12 YEAR WARRANTY •POLYESTER COATED STEEL •WALL MOUNT INDOORS •DIRECT IGNITION •DIRECT VENT •15-150 PSI OPER. PRESS.  
 •.5 GPM MIN. FLOW RATE •1/2" CONDENSATE DRAIN •QUICK-CONN 2-SYSTEM COMPATIBLE •REMOTE CONTROLLER •RESIDENTIAL ONLY  
 •TEMP. SETTINGS: DEFAULT OPTIONS 120°, 130°, 140°, (120° F ORIGINAL); CONTROLLER 100°-140°F (IN 5° INTERVALS) (9 OPTIONS)



SSC No.	Model	Water Holding Capacity Gal.	Gas Consumption BTUH Performance: Max. Min.	Hot Water Capacity Gallons Per Minute @ 45° F. Rise @ 77° F. Rise Range	Vent* Size	Water Inlet & Outlet	Gas Inlet	Ship Wgt. Lbs	Price Each
22B 1200	<b>NRC98-DV NG</b>	.2	180,000 16,000	7.5 .5 - 9.8	3" 4"	3/4"	3/4"	61	\$ 2,099.87
22B 1250	<b>NRC98-DV LP</b>	.2	180,000 16,000	7.5 .5 - 9.8	3" 4"	3/4"	3/4"	61	2,099.87

**\*NRC98-DV**

Water Heater is PVC Venting Approved.

## NRC111-DV 93% CONDENSING TANKLESS HEATER

•12 YEAR WARRANTY •RESIDENTIAL ONLY •DIRECT IGNITION •DIRECT VENT •SEALED COMBUSTION •15-150 PSI OPER. WATER PRESS.  
 •.5 GPM MIN. •1/2" CONDENSATE DRAIN •QUICK-CONN MULTI-SYSTEM COMPATIBLE •REMOTE CONTROLLER •POLYESTER COATED STEEL  
 •TEMP. SETTINGS: DEFAULT 120°, 130°, 140°, 180° F (120° F ORIGINAL); W/CONTROLLER 100°-140°F (5° INTERVALS) 160°, 170°, 180° F (14 OPTIONS)



SSC No.	Model	Water Holding Capacity Gal.	Gas Consumption BTUH Performance: Max. Min.	Hot Water Capacity Gallons Per Minute @ 45° F. Rise @ 77° F. Rise Range	Vent* Size	Water Inlet & Outlet	Gas Inlet	Ship Wgt. Lbs	Price Each
22B 1400	<b>NRC111-DV NG</b>	.5	199,900 11,000	8.4 4.8 .5 - 11.1	4"	3/4"	3/4"	74	\$ 2,318.70
22B 1450	<b>NRC111-DV LP</b>	.5	199,900 11,000	8.4 4.8 .5 - 11.1	4"	3/4"	3/4"	74	2,318.70

Formerly N-0842MC-DV

**\*NRC111-DV**

Water Heater is PVC Venting Approved.

For More Information On These Products Or On Products Not Listed,  
 Call *Salina Supply Company* At (785) 823-2221

## NC380-SV-ASME TANKLESS STAINLESS STEEL WATER HEATER

•5 YEAR WARRANTY •COMMERCIAL ASME USE •DIRECT IGNITION •POWER VENTED 5" FLUE •.7 GPM MINIMUM FLOW RATE  
 •15-150 PSI OPERATING WATER PRESSURE •QUICK-CONN MULTI-SYSTEM COMPATIBLE •WITH REMOTE CONTROLLER  
 •TEMP. SETTINGS: DEFAULT 120°, 130°, 140°, 180° F (120° F ORIGINAL); W/CONTROLLER 100°-150°F (5° INTERVALS) 160°, 170°, 185° F (14 OPTIONS)



SSC No.	Model	Water Holding Capacity Gal.	Gas Consumption BTUH Performance: Max. Min.	Hot Water Capacity Gallons Per Minute @ 45° F. Rise @ 77° F. Rise Range	Vent* Size	Water Inlet & Outlet	Gas Inlet	Ship Wgt. Lbs	Price Each
22B 3200	<b>NC380-SV-ASME NG</b>	.6	380,000 21,000	13.2 8.1 .7 - 13.2	5"	1"	3/4"	105	\$ 5,883.72

**NC380-SV-ASME** Is A Non Stock Item  
 Formerly N-132M-ASME

**\*Important Note:**

Requires Class III Stainless Steel Venting.  
 See Page O-4.

## DIGITAL REMOTE CONTROLLER

- ALLOWS FOR EASY TEMPERATURE ADJUSTMENT
- ALLOWS FOR ACCESS TO MAINTENANCE & TROUBLE SHOOTING DATA
- DESIGNED FOR INDOOR USE ONLY
- WITH POWER ON/OFF
- FLOW METER ALARM SET
- UP/DOWN BUTTONS



SSC No.	Manuf. No.	Temperature Range	Price Each
22B 5000	<b>RC-7651M</b>	100°F Up To 180°F	\$ 160.26

## QC-2 QUICK CONNECT CABLE

- CONNECTS 2 IDENTICAL TANKLESS WATER HEATER MODELS TOGETHER TO GET TWICE THE OUTPUT OF HOT WATER
- EASY INSTALLATION
- UNITS WILL AUTOMATICALLY ALTERNATE SEQUENCING



SSC No.	Manuf. No.	Dimensions	Price Each
22D 5500	<b>QC-2</b>	11.1" x 5.6" x 11.1"	\$ 34.80

## LEAD FREE 150 PSI PRESSURE RELIEF VALVE

- FOR POTABLE WATER HEATING STORAGE VESSELS TO PROTECT AGAINST OVER-TEMPERATURE OR EXCESSIVE PRESSURE



SSC No.	Manuf. No.	Inlet & Outlet	Price Each
22D 3700	<b>P1000AXL-150C-LF</b>	3/4" Male NPT Inlet & 3/4" Female NPT Outlet	\$ 55.74

## IK-WV ISOLATION KITS WITH PRESSURE RELIEF VALVES

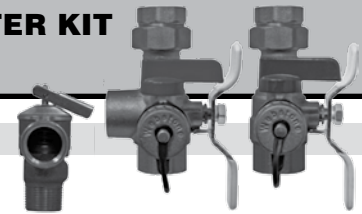
- FULL PORT, 1/4 TURN VALVES
- 600# RATING (NON-SHOCK)
- HOT OUTLET & COLD FEED INLET
- BLOW-OUT PROOF STEM
- INCLUDES PRESSURE RELIEF VALVE



SSC No.	Manuf. No.	Inlet & Outlet	Price Each
22B 6000 N	<b>IK-WV-200-1-TH-LF</b>	3/4" For NR66 To NCC199	Lead Free \$ 127.52
22B 6075	<b>IK-WV-300-1-TH-LF</b>	1" For NC380 & 1321	Lead Free 319.05

## Webstone ISOLATOR EXP E2 TANKLESS WATER HEATER KIT

- HOT & COLD SET
- ADJUSTABLE PACKING
- HI-FLOW HOSE DRAINS (500 WOG)
- INCLUDES PRESSURE RELIEF VALVE (150 PSI/200K BTU)



SSC No.	Manuf. No.	Inlet & Outlet	Price Each
22B 6000 W	<b>H-44443WPR</b>	3/4" IPS Hot & Cold Set	Lead Free \$ 141.62

For More Information On These Products Or On Products Not Listed,  
Call *Salina Supply Company* At (785) 823-2221

## FLOW-AIDE SYSTEM DESCALER KIT

- 3.5 GALLON BUCKET
- 350 GPH PUMP
- (2) 5' HOSES
- 1 QUART FLOW-AIDE



SSC No.	Price Each
50E 0400	Improves Tankless Water Heater Efficiency \$ 201.27
50E 0403	<b>FLOW32 FLOW-AIDE SYSTEM DESCALER</b> 1 Quart \$ 18.41





## TANKLESS GAS CONDENSING WATER HEATERS

### GTS-140 CONDENSING HI EFFICIENCY TANKLESS WATER HEATER

- RESIDENTIAL HI EFFICIENCY WATER HEATER
- ULTRA-LOW NOX CONDENSING TECHNOLOGY PROVIDES 0.95 ENERGY FACTOR (EF) • 3" PVC TO 70 FT • 4" PVC TO 100 FT
- DURABLE COPPER PRIMARY HEAT EXCHANGER • DURABLE STAINLESS STEEL SECONDARY HEAT EXCHANGER
- 15-YEAR LIMITED WARRANTY ON HEAT EXCHANGER IN RESIDENTIAL APPLICATIONS
- 5-YEAR IN COMMERCIAL APPLICATIONS • 5-YEAR LIMITED WARRANTY ON ALL PARTS

SSC No.	Model	Factor	Gas Consumption		Inlet Gas Pressure		Max GPM*	Hot/Cold Conn.	Gas Conn.	Ship Wgt. Lbs	Price Each	
			Energy Min.	Input Max. BTU/H	W.C. Min..	W.C. Max.						
22A 7200	<b>GTS-140-NIH NG</b>	100123493	0.93	15,000	120,000	5.0	10.5	6.6	3/4" NPT	1/2" NPT	44	\$ 1,339.79
22A 7250	<b>GTS-140-PIH LP</b>		0.93	15,000	120,000	8.0	14.0	6.6	3/4" NPT	1/2" NPT	44	\$ 1,339.79

\*15-150 PSI Water Pressure.  
40 PSI or above recommended for max flow.



### GTS-240 CONDENSING HI EFFICIENCY TANKLESS WATER HEATER

- RESIDENTIAL HI EFFICIENCY WATER HEATER
- ULTRA-LOW NOX CONDENSING TECHNOLOGY PROVIDES 0.95 ENERGY FACTOR (EF) • 3" PVC TO 70 FT • 4" PVC TO 100 FT
- DURABLE COPPER PRIMARY HEAT EXCHANGER • DURABLE STAINLESS STEEL SECONDARY HEAT EXCHANGER
- 15-YEAR LIMITED WARRANTY ON HEAT EXCHANGER IN RESIDENTIAL APPLICATIONS
- 5-YEAR IN COMMERCIAL APPLICATIONS • 5-YEAR LIMITED WARRANTY ON ALL PARTS

SSC No.	Model	Factor	Gas Consumption		Inlet Gas Pressure		Max GPM*	Hot/Cold Conn.	Gas Conn.	Ship Wgt. Lbs	Price Each	
			Energy Min.	Input Max. BTU/H	W.C. Min..	W.C. Max.						
22A 7300	<b>GTS-240-NIH NG</b>	100123467	0.95	15,000	160,000	5.0	10.5	6.6	3/4" NPT	3/4" NPT	58	\$ 1,621.55
22A 7350	<b>GTS-240-PIH LP</b>		0.95	13,000	160,000	8.0	14.0	6.6	3/4" NPT	3/4" NPT	58	1,621.55

\*15-150 PSI Water Pressure.



### GTS-340 CONDENSING HI EFFICIENCY TANKLESS WATER HEATER

- RESIDENTIAL HI EFFICIENCY WATER HEATER
- ULTRA-LOW NOX CONDENSING TECHNOLOGY PROVIDES 0.95 ENERGY FACTOR (EF) • 3" PVC TO 70 FT • 4" PVC TO 100 FT
- DURABLE COPPER PRIMARY HEAT EXCHANGER • DURABLE STAINLESS STEEL SECONDARY HEAT EXCHANGER
- 15-YEAR LIMITED WARRANTY ON HEAT EXCHANGER IN RESIDENTIAL APPLICATIONS
- 5-YEAR IN COMMERCIAL APPLICATIONS • 5-YEAR LIMITED WARRANTY ON ALL PARTS

SSC No.	Model	Factor	Gas Consumption		Inlet Gas Pressure		Max GPM*	Hot/Cold Conn.	Gas Conn.	Ship Wgt. Lbs	Price Each	
			Energy Min.	Input Max. BTU/H	W.C. Min..	W.C. Max.						
22A 7400	<b>GTS-340-NIH LP</b>		0.95	15,000	180,000	5.0	10.0	8.0	3/4" NPT	3/4" NPT	58	\$ 1,811.89
22A 7450	<b>GTS-340-PIH LP</b>	100123454	0.95	13,000	180,000	8.0	14.0	8.0	3/4" NPT	3/4" NPT	58	1,811.89

\*15-150 PSI Water Pressure.



### GTS-540 CONDENSING HI EFFICIENCY TANKLESS WATER HEATER

- RESIDENTIAL HI EFFICIENCY WATER HEATER
- ULTRA-LOW NOX CONDENSING TECHNOLOGY PROVIDES 0.95 ENERGY FACTOR (EF) • 3" PVC TO 70 FT • 4" PVC TO 100 FT
- DURABLE COPPER PRIMARY HEAT EXCHANGER • DURABLE STAINLESS STEEL SECONDARY HEAT EXCHANGER
- 15-YEAR LIMITED WARRANTY ON HEAT EXCHANGER IN RESIDENTIAL APPLICATIONS
- 5-YEAR IN COMMERCIAL APPLICATIONS • 5-YEAR LIMITED WARRANTY ON ALL PARTS

SSC No.	Model	Factor	Gas Consumption		Inlet Gas Pressure		Max GPM*	Hot/Cold Conn.	Gas Conn.	Ship Wgt. Lbs	Price Each	
			Energy Min.	Input Max. BTU/H	W.C. Min..	W.C. Max.						
22A 7500	<b>GTS-540-NIH NG</b>		0.95	15,000	199,000	5.0	10.5	10.0	3/4" NPT	3/4" NPT	59	\$ 2,013.41
22A 7550	<b>GTS-540-PIH LP</b>	100123441	0.95	13,000	199,000	8.0	14.0	10.0	3/4" NPT	3/4" NPT	59	2,013.41

\*15-150 PSI Water Pressure.



continued on next page



## TANKLESS GAS CONDENSING WATER HEATERS

### GTS-540X3 CONDENSING HI EFFICIENCY TANKLESS WATER HEATER

- RESIDENTIAL HI EFFICIENCY WATER HEATER WITH X3 SCALE PREVENTION
- ULTRA-LOW NOX CONDENSING TECHNOLOGY PROVIDES 0.95 ENERGY FACTOR (EF) • 3" PVC TO 70 FT • 4" PVC TO 100 FT
- DURABLE COPPER PRIMARY HEAT EXCHANGER • DURABLE STAINLESS STEEL SECONDARY HEAT EXCHANGER
- 15-YEAR LIMITED WARRANTY ON HEAT EXCHANGER IN RESIDENTIAL APPLICATIONS
- 5-YEAR IN COMMERCIAL APPLICATIONS • 5-YEAR LIMITED WARRANTY ON ALL PARTS



SSC No.	Model	Factor	Gas Consumption		Inlet Gas Pressure		Max GPM*	Hot/Cold Conn.	Gas Conn.	Ship Wgt. Lbs	Price Each	
			Energy Input Min.	BTU/H Max.	W.C. Min..	W.C. Max.						
22A 7505	<b>GTS-540X3-NIH NG</b>	100344732	0.95	15,000	199,000	4.0	10.5	10.0	3/4" NPT	3/4" NPT	73	\$ 2,339.96
22A 7555	<b>GTS-540X3-PIH LP</b>	100344733	0.95	13,000	199,000	8.0	14.0	10.0	3/4" NPT	3/4" NPT	73	2,339.96

\*15-150 PSI Water Pressure.

### GTS-540P CONDENSING TANKLESS WATER HEATER

- COMMERCIAL GRADE RESIDENTIAL WITH INTEGRATED RECIRCULATION PUMP
- ULTRA-LOW NOX CONDENSING TECHNOLOGY PROVIDES 0.95 ENERGY FACTOR (EF) • 3" PVC TO 70 FT • 4" PVC TO 100 FT
- DURABLE COPPER PRIMARY HEAT EXCHANGER • DURABLE STAINLESS STEEL SECONDARY HEAT EXCHANGER
- INTEGRATED TEMP. & PUMP CONTROLS WITH ADVANCED DIAGNOSTICS SIMPLIFY INSTALLATION & TROUBLESHOOTING
- 15-YEAR LIMITED WARRANTY ON HEAT EXCHANGER IN RESIDENTIAL APPLICATIONS
- 5-YEAR IN COMMERCIAL APPLICATIONS • 5-YEAR LIMITED WARRANTY ON ALL PARTS



SSC No.	Model	Factor	Gas Consumption		Inlet Gas Pressure		Max GPM*	Hot/Cold Conn.	Gas Conn.	Ship Wgt. Lbs	Price Each	
			Energy Input Min.	BTU/H Max.	W.C. Min..	W.C. Max.						
22A 7525	<b>GTS-540P-NIH NG</b>	100281162	0.95	15,000	199,000	4.0	10.5	10.0	3/4" NPT	3/4" NPT	71	\$ 2,381.02
22A 7575	<b>GTS-540P-PIH LP</b>	100281166	0.95	13,000	199,000	8.0	14.0	10.0	3/4" NPT	3/4" NPT	71	2,381.02

\*15-150 PSI Water Pressure.



For More Information On These Products Or On Products Not Listed,  
Call *Salina Supply Company* At (785) 823-2221

### GTS-540P COMMERCIAL CONDENSING TANKLESS WATER HEATER

- COMMERCIAL CONDENSING HIGH EFFICIENCY NATURAL GAS TANKLESS WATER HEATER
- ULTRA-LOW NOX CONDENSING TECHNOLOGY PROVIDES UP TO 0.93 ENERGY FACTOR (EF) • MULTI-LINK UP TO 20 UNITS
- DURABLE COPPER PRIMARY HEAT EXCHANGER • DURABLE STAINLESS STEEL SECONDARY HEAT EXCHANGER
- INTEGRATED TEMPERATURE CONTROLLER & ADVANCED DIAGNOSTICS TO SIMPLIFY TROUBLESHOOTING
- MAXIMUM 185° TEMPERATURE SET POINT • 3" PVC TO 70 FT • 4" PVC TO 100 FT • FACTORY-INSTALLED POWER CORD
- 6-YEAR IN COMMERCIAL APPLICATIONS • 5-YEAR LIMITED WARRANTY ON ALL PARTS



SSC No.	Model	Factor	Gas Consumption		Inlet Gas Pressure		Max GPM*	Hot/Cold Conn.	Gas Conn.	Ship Wgt. Lbs	Price Each	
			Energy Input Min.	BTU/H Max.	W.C. Min..	W.C. Max.						
22A 6005	<b>SCT-1991-N NG</b>	100282552	0.93	15,000	199,000	4.0	10.5	10.0	3/4" NPT	3/4" NPT	71	\$ 2,336.23

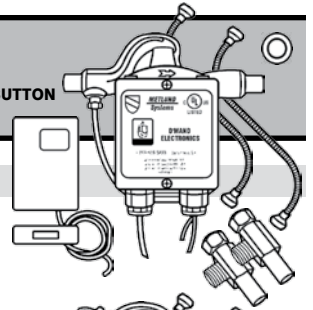
\*15-150 PSI Water Pressure.

## ACT Inc. METLUND D'MAND® Systems

### C3-100 METLUND D'MAND PUMP

• FOR HOT WATER RUNS UP TO 100' • ELECTRONIC CIRCUIT BOARD WITH THERMO SENSOR  
 • BRONZE HIGH PERFORMANCE POTABLE WATER CIRCULATION PUMP WITH INTEGRAL FLOW VALVE & ACTIVATION BUTTON  
 • 1/25 HP • .76 AMPS • 14 GALLONS PER MINUTE FLOW • 16 FEET OF HEAD • 5 YEAR WARRANTY

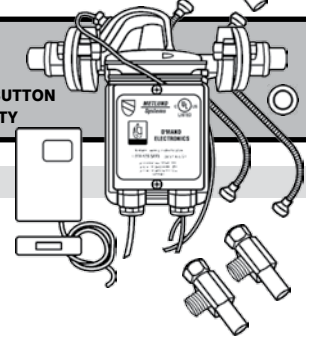
SSC No.	Manuf No.		Wgt. Lbs.	Price Each
30D 4000	<b>C3-100/S-70T</b>	Pump With Activation Button	7.0	\$ 626.47



### S3-100 METLUND D'MAND PUMP

• FOR HOT WATER RUNS OVER 100' • ELECTRONIC CIRCUIT BOARD WITH THERMO SENSOR  
 • BRONZE HIGH PERFORMANCE POTABLE WATER CIRCULATION PUMP WITH INTEGRAL FLOW VALVE & ACTIVATION BUTTON  
 • 1/12 HP • 1.70 AMPS • 26 GPM • 32 FEET OF HEAD • 300 PSI SYSTEM PRESSURE • 32° TO 250° F • 5 YEAR WARRANTY

SSC No.	Manuf No.		Wgt. Lbs.	Price Each
30D 4050	<b>C3-100/S-02T</b>	Pump With Activation Button	7.0	\$ 762.83
30D 4075	<b>S3-100-PF/S-02T-PF</b>	Pump With Button, 2 Adapters, 2 16" Flexlines		905.45



### HARD WIRED MOTION SENSOR

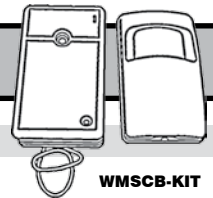
SSC No.	Manuf No.		Price Each
30D 4100	<b>V-1029</b>	For All S Series Pumps	\$ 87.80



HWMSRB-W

### WIRELESS MOTION SENSOR PACKAGE

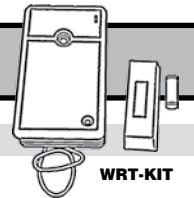
SSC No.	Manuf No.		Price Each
30D 4125	<b>WMSCB-KIT</b>	1 Receiver & 1 Transmitter	\$ 348.94



WMSCB-KIT

### SINGLE WIRELESS BUTTON PACKAGE

SSC No.	Manuf No.		Price Each
30D 4150	<b>WT</b>	Replacement Button Transmitter	\$ 24.80




WRT-KIT

## GRUNDFOS® RECIRCULATOR PUMP

### COMFORT SERIES RECIRCULATOR PUMP

INSTANT HOT WATER SYSTEM • SINGLE PHASE • 115 V • 150° MAXIMUM TEMPERATURE  
 145 PSI MAXIMUM WORKING PRESSURE • 0-6.5 U.S. GPM FLOW RANGE • 0-6' HEAD RANGE  
 BUILT-IN 24 HR TIMER, 3 POSITION, 15 MINUTE INTERVALS • INCLUDES ONE COMFORT VALVE

SSC No.	Manuf No.	HP		Wgt	Price Each
30D 7375	<b>UP15-10SU7P-TLC</b>	1/25	With 10' Cord	5.5 Lbs	\$ 522.85



30D 7382	<b>595926</b>		<b>COMFORT VALVE ONLY</b>	0.2 Lbs	\$ 120.39
----------	---------------	--	---------------------------	---------	-----------

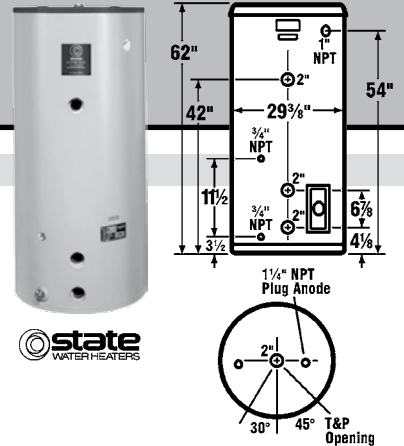


**state WATER HEATERS STORAGE TANKS**

### STANDARD JACKETED STORAGE TANK

- DESIGNED FOR COMMERCIAL WATER HEATING SYSTEMS OPERATING UP TO 180° F • NON ASME
- GLASS LINED • ANODE ROD • 150 PSI MAX. STANDARD WORKING PRESSURE • THICK FOAM INSULATION
- HEAVY GAUGE STEEL JACKET • THREADED OPENINGS • 5 YEAR LIMITED TANK WARRANTY

SSC No.	Manuf No.	Gal Capacity	Working Pressure		Wgt. Lbs.	Price Each
22A 5975	<b>PVG-0080-00VT</b>	80	150 PSI	100123627	236	\$ 2,287.27
22A 6000	<b>PVG-120-00VT</b>	119	150 PSI	100123633	368	2,530.60



For More Information On These Products Or On Products Not Listed,  
Call *Salina Supply Company* At (785) 823-2221

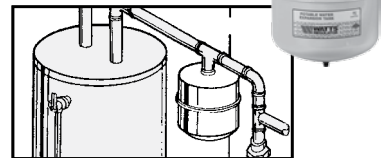
**WATTS REGULATOR EXPANSION TANKS**

### PLT-5 POTABLE WATER EXPANSION TANK

- RUGGED FLEXIBLE BUTYL DIAPHRAGM • STAINLESS STEEL INLET CONNECTION
- FIELD ADJUSTABLE PRE-CHARGE • TANK ACCEPTANCE 1.6 GAL • AIR PRE-CHARGE 20 PSI
- CAN BE USED WITH MOST STANDARD HOT WATER HEATERS & STORAGE TANKS
- 3/4" MALE CONNECTION • 8" DIAMETER X 11" LENGTH • LEAD FREE

SSC No.	Manuf No.	Gal Capacity	Working Pressure	Max Temp.	Wgt. Lbs.	Price Each
30D 2768	<b>PLT-5</b>	2.1	150 PSI	200° F.	5.5	\$ 75.16

Supply Pressure (PSIG)	Water Heater Gallons						
	20	30	40	50	80	100	120
40							
50							
55							
60							
70							
80							
90							
100							
110							
120							

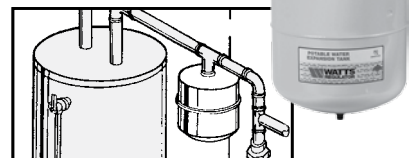


### PLT-12 POTABLE WATER EXPANSION TANK

- RUGGED FLEXIBLE BUTYL DIAPHRAGM • STAINLESS STEEL INLET CONNECTION
- FIELD ADJUSTABLE PRE-CHARGE • TANK ACCEPTANCE 2.8 GAL • AIR PRE-CHARGE 20 PSI
- CAN BE USED WITH MOST STANDARD HOT WATER HEATERS & STORAGE TANKS
- 3/4" MALE CONNECTION • 10 1/2" DIAMETER X 13 1/2" LENGTH • LEAD FREE

SSC No.	Manuf No.	Gal Capacity	Working Pressure	Max Temp.	Wgt. Lbs.	Price Each
30D 2770	<b>PLT-12</b>	4.5	150 PSI	200° F.	9.8	\$ 107.22

Supply Pressure (PSIG)	Water Heater Gallons						
	20	30	40	50	80	100	120
40							
50							
55							
60							
70							
80							
90							
100							
110							
120							






## GAS RESIDENTIAL WATER HEATER ELEMENTS & THERMOSTATS

### 1" OR 1<sup>3</sup>/<sub>8</sub>" SCREW-IN ELEMENTS

- GREATER SURFACE AREA • INCOLOY IRON BASE SUPERALLOY SHEATHING • CERAMIC TERMINAL BLOCK
- FINEST NICHROME WIRE & BEST MAGNESIUM OXIDE USED • EXTRA LONG COLD PINS

Manuf No.	Voltage	Wattage	Price Each
<b>1" CORROGARD SCREW-IN ELEMENTS</b>			
<b>100108358- 9000253-</b>	120 V	1650	\$ 26.13
<b>100108303- 9000130-</b>	120 V	2000	18.81
<b>100108309- 9000133-</b>	240 V	2000	20.90
<b>100108313- 9000134-</b>	240 V	2500	20.90
<b>100108290- 100108290-</b>	240 V	4500	28.22



100108303- 9000130-  
100108309- 9000133-  
100108358- 9000253-

### 1" PHOENIX SCREW-IN ELEMENT

<b>100110052- 9004740115-</b>	120 V	1500	\$ 40.76
-------------------------------	-------	------	----------

### 1" SANDHOG SCREW-IN ELEMENTS

<b>100108346- 9000225-</b>	240 V	3800	\$ 55.39
<b>100108406- 9000405-</b>	240 V	4500	49.12
<b>100108400- 9000396-</b>	240 V	5500	55.39



### 1<sup>3</sup>/<sub>8</sub>" SANDHOG SCREW-IN ELEMENTS

<b>100108793- 9002433-</b>	240 V	5500	\$ 99.28
----------------------------	-------	------	----------

For More Information On These Products Or On Products Not Listed,  
Call *Salina Supply Company* At (785) 823-2221

### WH9 LOWER THERMOSTAT

- ADJUSTABLE BETWEEN 110° TO 160° F. • WITH SAFETY ENERGY CUTOFF

Manuf Part No.	Voltage		Price Each
<b>100108421- 9000507-</b>	240 V	Adjustable	\$ 18.81



### WH-10 UPPER THERMOSTAT

- ADJUSTABLE BETWEEN 110° TO 170° F. • WITH SAFETY ENERGY CUTOFF • WITH HIGH LIMIT RESET BUTTON


Manuf Part No.	Voltage		Price Each
<b>100108683- 9001954-</b>	240 V	Adjustable	\$ 29.26



### GAS CONTROL VALVE & THERMOSTATS

- NATURAL GAS - THROUGH 55,000 BTU'S • PROPANE GAS - SHORT SHANK - RIGHT HANDED THREADS
- FOR FOAM INSULATED ENERGY EFFICIENT MODELS & STANDARD FIBERGLASS INSULATED MODELS

Manuf Part No.		Price Each
<b>100108348- 9000246-</b>	Natural Gas Only	\$ 240.35
<b>100108350- 9000247-</b>	L.P. Gas Only R.H. Thread	276.93





**WATTS® REGULATOR BACKFLOW PREVENTERS & AIR GAP DRAINS**

### RESIDENTIAL DUAL CHECK BACKFLOW PREVENTER

• HORIZONTAL OR VERTICAL • EFFICIENT WITH INTERMITTENT OR CONTINUOUS FLOW

SSC No.	Manuf No.	Size		Wgt. Lbs.	Price Each
22D 4210	<b>LF7</b>	3/8"	Horizontal Or Vertical Application	1.67	\$ 120.69



### BRASS BACK SIPHONAGE BACKFLOW PREVENTERS

• IN LINE CONTINUOUS PRESSURE • CHROME PLATIED BRASS • STAINLESS STEEL WORKING PARTS  
• HOT OR COLD WATER • DURABLE RUBBER DIAPHRAGM & DISC


SSC No.	Manuf No.	Size		Wgt. Lbs.	Price Each
22D 4250	<b>9D</b>	1/2" FPT	Brass	Horizontal or Vertical Installation	1.75 \$ 118.90
22D 4260	<b>9D</b>	3/4" FPT	Brass	Horizontal or Vertical Installation	1.75 118.90



### REDUCED PRESSURE ZONE BACKFLOW PREVENTER

• CONTINUOUS PRESSURE • HIGH CAPACITY RELIEF VALVE • CAPTURED SPRING ASSEMBLIES • BRONZE BODY  
• STAINLESS STEEL CHECK MODULES FOR HOT WATER & HARSH WATER • REPLACEABLE SEATS & DISCS


SSC No.	Manuf No.	Size	Max Pressure	Max Temp	Wgt. Lbs.	Price Each
22D 4290	<b>909QT-S</b>	1"	175 PSI	210° F	14	\$ 2,463.11



### LF009QT REDUCED PRESSURE ZONE BACKFLOW PREVENTER

• FEMALE NPT THREADED CONNECTIONS • REPLACEABLE SEATS & DISCS • WITH STRAINER  
• CAPTURED SPRING ASSEMBLIES • BRONZE BODY

SSC No.	Manuf No.	Size	Max Pressure	Temp Range	Wgt. Lbs.	Price Each
22D 6105	<b>LF009QT-S</b>	1/2"	175 PSI	33° TO 180° F	8.12	\$ 633.22
22D 6110	<b>LF009M3QT-S</b>	3/4"	175 PSI	33° TO 180° F	15.00	668.84
22D 6120	<b>LF009QT-S</b>	1"	175 PSI	33° TO 180° F	15.50	728.92
22D 6130	<b>LF009M2QT-S</b>	1 1/2"	175 PSI	33° TO 180° F	39.00	1,296.04
22D 6140	<b>LF009QT-S</b>	2"	175 PSI	33° TO 180° F	52.14	1,497.50



### DOUBLE CHECK VALVE BACKFLOW PREVENTER

• FEMALE NPT THREADED CONNECTIONS • REPLACEABLE SEATS & DISCS  
• CAPTURED SPRING ASSEMBLIES • BRONZE BODY

SSC No.	Manuf No.	Size	Max Pressure	Temp Range	Wgt. Lbs.	Price Each
22D 6200	<b>LF007QT</b>	1/2"	175 PSI	33° TO 180° F	3.0	\$ 420.34
22D 6210	<b>LF007QT</b>	3/4"	175 PSI	33° TO 180° F	8.5	383.18
22D 6220	<b>LF007QT</b>	1"	175 PSI	33° TO 180° F	10.0	406.68
22D 6230	<b>LF007QT</b>	1 1/2"	175 PSI	33° TO 180° F	27.0	1,010.94
22D 6240	<b>LF007QT</b>	2"	175 PSI	33° TO 180° F	32.0	1,147.32



### AIR GAP DRAINS

• FOR USE ON HORIZONTAL INSTALLATIONS OF BACKFLOW PREVENTERS

SSC No.	Manuf No.	Valve	Hgt x Diameter	Drain Outlet	Wgt. Lbs.	Price Each
22D 6060	<b>909-AG-A</b>	1/2" & 3/4"	3 1/8" x 2 3/8"	1/2"	0.6	\$ 69.27
22D 6080	<b>909-AG-C</b>	3/4" to 1 1/2"	4 7/8" x 3 1/4"	1"	1.5	75.24



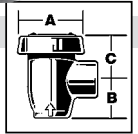
continued on next page



## VACUUM BREAKERS & BACKFLOW PREVENTERS

### ATMOSPHERIC ANTI-SIPHON VACUUM BREAKER


- FOR HIGH HAZARD CROSS CONNECTIONS •LIGHT WEIGHT DURABLE SILICONE DISC •FULL SIZE ORIFICE
- PLAIN BRASS OR POLISHED CHROME •HIGH HEAT RESISTANCE



SSC No.	Manuf No.	Size	Maximum Temperature	A	B	C	Wgt. Lbs.	Price Each
22D 3100	<b>288A</b>	3/8"	212° F at 125 PSI	1 11/16"	1 1/16"	1 3/16"	0.15	\$ 154.20
22D 3110	<b>288AC</b>	1/2"	212° F at 125 PSI	2"	1 3/16"	1 7/16"	0.50	258.80
22D 3210	<b>288A</b>	3/4"	212° F at 125 PSI	2 1/4"	1 1/2"	1 7/8"	1.15	199.60
22D 3310	<b>288A</b>	1"	212° F at 125 PSI	2 7/8"	1 11/16"	2 1/8"	1.75	319.30

### CONTINUOUS PRESSURE VACUUM BREAKERS

- BRONZE BODY •FEMALE NPT THREADED CONNECTIONS •QUARTER-TURN BALL SHUTOFFS •TEE HANDLES
- SHUTOFFS ALLOWED DOWNSTREAM •SILICONE RUBBER CHECK VALVE DISC •BRONZE CHECK VALVE SEAT



SSC No.	Manuf No.	Size	Maximum Temperature		Wgt. Lbs.	Price Each
22D 3314	<b>800M4QT</b>	1/2"	140° F	Compact Design & Anti Spill	7.3	\$ 366.98
22D 3317	<b>LF800M4QT</b>	3/4"	140° F	Compact Design	7.4	209.16
22D 3320	<b>LF800M4QT</b>	1"	140° F		7.4	243.62
22D 3330	<b>LF800M4QT</b>	1 1/4"				938.14

For More Information On These Products Or On Products Not Listed,  
Call *Salina Supply Company* At (785) 823-2221

### BRASS IN-LINE CONTINUOUS PRESSURE DUAL CHECK BACKFLOW PREVENTER



SSC No.	Manuf No.	Size		Wgt. Lbs.	Price Each
22D 4060	<b>N9</b>	3/8"	Female Inlet & Outlet Connections	0.5	\$ 278.37

### HOSE CONNECTION BACK SIPHONAGE VACUUM BREAKER

- FOR PORTABLE HOSES ATTACHED TO FAUCET •BRASS •EQUIPPED TO ALLOW SILL COCK TO BE DRAINED
- WITH "NON-REMOVABLE" FEATURE •SCREWS DIRECTLY TO SILL COCK •REQUIRES NO PLUMBING CHANGES



SSC No.	Manuf No.	Size		Wgt. Lbs.	Price Each
22D 4010	<b>8A</b>	3/4" F x 3/4" M	For Portable Hoses Attached To Faucet	0.5	\$ 80.88

### HOSE CONNECTION BACK SIPHONAGE VACUUM BREAKER

- FOR WALL & YARD HYDRANTS •LEAD FREE BRASS CONSTRUCTION •EQUIPPED TO ALLOW SILL COCK TO BE DRAINED
- WITH "NON-REMOVABLE" FEATURE •SCREWS DIRECTLY TO SILL COCK •REQUIRES NO PLUMBING CHANGES



SSC No.	Manuf No.	Size		Wgt. Lbs.	Price Each
22D 4020	<b>LF8</b>	3/4" F x 3/4" M	125 PSI Max 180° F Max	0.4	\$ 85.53

### SELF DRAINING BACKFLOW PREVENTER

- HOSE BIBB TYPE •SELF DRAINING •WITH BREAKAWAY SET SCREW



SSC No.	Manuf No.	Size		Wgt. Lbs.	Price Each
22D 4200	<b>VB-222</b>	3/4"	Female Hose x Male Hose	0.4	\$ 18.12

continued on next page

**WATTS® REGULATOR T&P VALVES • THERMOSTATIC VALVES • ACCESSORIES** 

**PRESSURE & TEMPERATURE RELIEF VALVES**

• LEAD FREE • SELF CLOSING • 150 PSI MAXIMUM PRESSURE • 210° MAXIMUM TEMPERATURE

SSC No.	Manuf No.	Size	Maximum Temp	Maximum Pressure	AGA Temperature Steam Rating-BTH/HR	Wgt. Lbs.	Price Each
22D 0200	<b>LFLL100XL</b>	3/4"	210°F	150 PSI	100,000 Long Pattern	1.0	\$ 55.62
22D 0210	<b>LF100XL</b>	3/4"	210°F	150 PSI	100,000	1.0	29.75




100XL

**PRESSURE & TEMPERATURE RELIEF VALVES**

• SELF CLOSING • 150 PSI MAXIMUM PRESSURE • 210° MAXIMUM TEMPERATURE

SSC No.	Manuf No.	Size	Maximum Temp	Maximum Pressure	AGA Temperature Steam Rating-BTH/HR	Wgt. Lbs.	Price Each
22D 0310	<b>40L</b>	3/4"	210°F	150 PSI	180,000	1.75	\$ 415.28
22D 0510	<b>LF40XL</b>	3/4"	210°F	150 PSI	200,000 150210	2.25	464.17




40XL

**PRESSURE & TEMPERATURE RELIEF VALVE**

• COMMERCIAL • FULLY AUTOMATIC • MALE INLET • 1" MPT X 1" FPT • 3" SHANK • LEAD FREE



SSC No.	Manuf No.	Size	Maximum Temp	Maximum Pressure	AGA Temperature Steam Rating-BTH/HR	Wgt. Lbs.	Price Each
22D 0562	<b>LF-FVMX-3LS</b>	1"	210°F	150 PSI	500,000	1.75	\$ 623.58



FVMX

**TEMPERATURE & PRESSURE RELIEF VALVE DRAIN LINE**

• FOR 3/4" SIDE MOUNTED VALVES WITH UP TO 100,000 BTU/HR WATER HEATER • A.G.A. ER48-22  
• NEEDS NO SPECIAL TOOLS OR FITTINGS

SSC No.	Manuf No.	Size	Drop Lgth	Inlet Steam Max Pressure	Max Temp	Wgt. Lbs.	Price Each
22D 1850	<b>100-DT</b>	3/4"	48"	15 PSIG	250°F	0.5	\$ 12.60

100-DT

**PETE'S PLUG® TEMPERATURE OR PRESSURE TEST PLUG**

• BRASS BODY • NEOPRENE (BLUE) NATURAL GAS & PETROLEUM PRODUCTS • QUICK & EFFICIENT READINGS  
• ELIMINATES LEAVING GAUGES OR RECORDERS IN LINE & STOPPING SYSTEM FOR CHECKS

0123012


SSC No.	Manuf No.	Size	Max Pressure	Max Temp	Wgt. Lbs.	Price Each
22D 4400	<b>0123012</b>	1/4" NPT	500 PSI	200° F	0.09	\$ 19.46

**UNDER SINK GUARDIAN® THERMOSTATIC MIXING VALVE**

• THERMOPLASTIC BODY • TAMPER RESISTANT LOCKING CAP • BUILT-IN CHECK VALVES  
• CAP FOR 3 PORT APPLICATION • INTEGRAL STRAINER WITH 40 MESH STAINLESS STEEL SCREEN

USG-P

SSC No.	Manuf No.	Size	Temperature Range	Max Pressure	Wgt. Lbs.	Price Each
22D 1600	<b>USG-P</b>	3/8" Compression	80° to 120°F	150 PSI	1.5	\$ 120.19




**THERMOSTATIC MIXING VALVES**

• BRONZE BODY CONSTRUCTION • ADJUSTMENT CAP WITH LOCKING FEATURE • INTEGRAL CHECK VALVES  
• SOLID WAX HYDRAULIC PRINCIPLE THERMOSTAT CONTROLS BOTH HOT & COLD WATER

LFMMV-UT

SSC No.	Manuf No.	Size	Temperature Range	AGA Temperature Steam Rating-BTH/HR	Wgt. Lbs.	Price Each
22D 1610	<b>LFMMV-UT</b>	1/2" IPS	80° to 120°F	0559116	1.4	\$ 175.67
22D 1710	<b>LFMMV-UT</b>	3/4" IPS	80° to 120°F	0559119	1.5	175.44



continued on next page



**PRESSURE RELIEF VALVES • PRESSURE REDUCING VALVES**

**LF530 CALIBRATED LEAD FREE PRESSURE RELIEF VALVE**

• LEAD FREE • BRASS CONSTRUCTION • STAINLESS STEEL SPRING • CALIBRATED ADJUSTMENT FEATURE


SSC No.	Manuf No.	Size	Adjustable Pressure Range	Hgt	Lgth	Wgt. Lbs.	Price Each
22D 3610	<b>LF530</b>	3/4"	50 to 175 lbs	3"	1 <sup>5</sup> / <sub>8</sub> "	0.50	\$ 67.09



**LFN45BMI-U LEAD FREE WATER PRESSURE REDUCING VALVE**

• STAINLESS STEEL INTEGRAL STRAINER • CAST COPPER SILICON ALLOY BODY CONSTRUCTION  
• LEAD FREE • SERVICEABLE IN LINE

SSC No.	Manuf No.	Size	Max Temp	Initial PSI	Reduced PSI	Wgt. Lbs.	Price Each
22D 0015	<b>LFN45BMI-U</b>	3/4"	180° F	400 PSI	25 TO 75 PSI	2.00	\$ 118.82
22D 0017	<b>LFN45BMI-U</b>	1"	180° F	400 PSI	25 TO 75 PSI	3.00	174.81



**25AUBLP STANDARD CAPACITY WATER PRESSURE REDUCING VALVE**

• BRONZE BODY • STAINLESS STEEL STRAINER • RENEWABLE STAINLESS STEEL SEAT  
• UNION INLET CONNECTION


SSC No.	Manuf No.	Size	Max Temp	Initial PSI	Reduced PSI	Wgt. Lbs.	Price Each
22D 0020	<b>25AUBLP</b>	3/4"	200° F	200 PSI	10 TO 35 PSI	5.00	\$ 266.03



**LF5M3-Z6 LEAD FREE WATER PRESSURE REDUCING VALVE**

• WITH WATER METER THREADED CONNECTION • CAST COPPER SILICON ALLOY BODY • 7<sup>1</sup>/<sub>2</sub>" LAY LENGTH  
• REPLACEABLE STAINLESS STEEL SEAT • CAST IRON SPRING CAGE • REINFORCED EPDM DIAPHRAGM

SSC No.	Manuf No.	Size	Max Temp	Max W.P. PSI	Reduced PSI	Wgt. Lbs.	Price Each
22D 0060	<b>LF5M3-Z6</b>	3/4"	160° F	300 PSI	25 to 75 PSI	5.00	\$ 345.86



**MEDIUM CAPACITY WATER PRESSURE REDUCING VALVE**

• RUGGED FORGED BRASS BODY • TEE HANDLE ADJUSTMENT • FEMALE INLET & OUTLET  
• FOR WATER, #2 FUEL OIL & OTHER LIQUIDS

SSC No.	Manuf No.	Size	Max Temp	Initial PSI	Reduced PSI	Wgt. Lbs.	Price Each
22D 0025	<b>N26/26A</b>	3/8"	120° F	300 PSI	10 TO 125 PSI	1.00	\$ 297.93



**223 HIGH CAPACITY WATER PRESSURE REDUCING VALVE**

• BRONZE BODY • RENEWABLE NICKEL ALLOY SEAT • WATER TIGHT CAGE ASSEMBLY  
• HIGH TEMPERATURE RESISTING DIAPHRAGM

SSC No.	Manuf No.	Size	Max Temp	Initial PSI	Reduced PSI	Wgt. Lbs.	Price Each
22D 2615	<b>223</b>	3/4"	160° F	250 PSI	25 to 75 PSI	5.25	\$ 361.47



For More Information On These Products Call *Salina Supply Company* At (785) 823-2221

**DUO-CLOZ BRASS WASHING MACHINE SHUT OFF VALVES**

• ONE LEVER CONTROLS HOT & COLD WATER • BALL TYPE CONSTRUCTION • 2<sup>3</sup>/<sub>8</sub>" CENTERS  
• ELL ADAPTERS OR MALE CONNECTORS

SSC No.	Manuf No.	Size	Max Temp	Max Pressure	Hgt	Lgth	Wgt. Lbs.	Price Each
22D 0005	<b>2/2M2</b>	1/2" Ell Adapters	180°F	150 PSI	3 <sup>1</sup> / <sub>4</sub> "	3 <sup>3</sup> / <sub>4</sub> "	1.25	\$ 113.15
22D 0010	<b>2T/2TM2</b>	1/2" Male Connects	180°F	150 PSI	3 <sup>1</sup> / <sub>4</sub> "	3 <sup>3</sup> / <sub>4</sub> "	1.25	111.34



## WATER HEATER CONNECTORS & PANS • DRYER VENTING

### CORRUGATED STAINLESS STEEL WATER HEATER CONNECTOR •WORKING TEMP -4-302°F •WORKING PRESSURE MAXIMUM 125 PSI



SSC No.	Manuf No.	Size	Price Each
20J 9047	<b>SSCWH-12LF</b>	3/4" FIP x 3/4" FIP x 12"	\$ 6.15
20J 9051	<b>SSCWH-18LF</b>	3/4" FIP x 3/4" FIP x 18"	6.78
20J 9053	<b>SSCWH-24LF</b>	3/4" FIP x 3/4" FIP x 24"	7.44

### TECTITE 210-8 LEAD FREE WITH PUSH BALL VALVE CORRUGATED STAINLESS STEEL WATER HEATER CONNECTOR

10155562



SSC No.	Manuf No.	Size	Max Pressure	Max Temperature	Price Each
34P 2054	<b>10155561</b>	1/2" VALVE x 3/4" FIP x 18"	125 PSI	160° F	\$ 29.62
34P 2055	<b>10155562</b>	3/4" VALVE x 3/4" FIP x 18"	125 PSI	160° F	33.62

### TECTITE 208 LEAD FREE CORRUGATED STAINLESS STEEL WATER HEATER CONNECTOR

10155569


SSC No.	Manuf No.	Size	Max Pressure	Max Temperature	Price Each
34P 2057	<b>10155565</b>	1/2" PUSH x 3/4" FIP x 18"	125 PSI	160° F	\$ 16.48
34P 2060	<b>10155567</b>	3/4" PUSH x 3/4" FIP x 12"	125 PSI	160° F	\$ 16.96
34P 2065	<b>10155568</b>	3/4" PUSH x 3/4" FIP x 15"	125 PSI	160° F	15.81
34P 2070	<b>10155569</b>	3/4" PUSH x 3/4" FIP x 18"	125 PSI	160° F	18.46

### STAINLESS STEEL WATER HEATER CONNECTORS



SSC No.	Manuf No.	Size	Price Each
34P 3025	<b>U3088FLEX12LF</b>	3/4" FIP x 3/4" SHARKBITE x 12"	Lead Free \$20.23
34P 3050	<b>U3088FLEX15LF</b>	3/4" FIP x 3/4" SHARKBITE x 15"	Lead Free 22.03
34P 3075	<b>U3088FLEX18LF</b>	3/4" FIP x 3/4" SHARKBITE x 18"	Lead Free 24.66

### 4" PLASTIC DRYER VENT HOOD •ALUMINUM DUCT PIPE & WALL FLANGE •PAINTABLE •WIDE OUTLET



SSC No.	Manuf No.	Size	Price Each
22D 4510	<b>1718-W</b>	4"	\$ 8.30

### 4" DRYER DUCT CLAMP •STAINLESS STEEL



SSC No.	Manuf No.	Size	Price Each
22D 4710	<b>1723</b>	4"	\$ 1.60

### FLEXIBLE ALUMINUM DRYER VENT DUCT



SSC No.	Manuf No.	Size	Price Each
22D 4610	<b>AFDVD4-50</b>	4" x 50'	\$ 86.64

### ALUMINUM WATER HEATER PAN •1 1/2" PVC FITTING •.032 PRIME ALUMINUM •PRE-DRILLED FOR FITTINGS



SSC No.	Manuf No.	Size	Price Each
22C 9000	<b>34082</b>	22"	\$ 22.40
22C 9020	<b>34084</b>	26"	25.94