

Gender Inequality in Deliberation: Unpacking the Black Box of Interaction

Tali Mendelberg, Christopher F. Karpowitz, and J. Baxter Oliphant¹

ABSTRACT

When and why do women gain from increased descriptive representation in deliberating bodies? Using a large randomized experiment, and linking individual-level speech with assessments of speaker authority, we find that decision rules interact with the number of women in the group to shape the conversation dynamics and deliberative authority, an important form of influence. With majority rule and few women, women experience a negative balance of interruptions when speaking, and these women then lose influence in their own eyes and in others'. But when the group is assigned to unanimous rule, or when women are many, women experience a positive balance of interruptions, mitigating the deleterious effect of small numbers. Men do not experience this pattern. We draw implications for a type of representation that we call authoritative representation, and for democratic deliberation.

¹ Tali Mendelberg is Professor of Politics at Princeton University (talim@princeton.edu). Christopher F. Karpowitz is Associate Director of the Center for the Study of Elections and Democracy and Associate Professor of Political Science at Brigham Young University (ckarpowitz@byu.edu). J. Baxter Oliphant is a doctoral candidate in politics at Princeton University (oliphant@princeton.edu). We gratefully thank Chris Achen, Patrick Egan, Susan Fiske, Marty Gilens, Amy Lerman, Markus Prior, the journal editors, and anonymous reviewers for their helpful feedback and input, as well as Lisa Argyle, Matthew Barnes, Kyrene Gibb, Steve Howell, Jesse Mudrick, Dan Myers, Lee Shaker, and many other assistants for their invaluable aid and hard work.

With few exceptions, women are severely under-represented in politics. This deficit of descriptive representation has come under persistent criticism from “critical mass” theory. Elegantly formulated by Rosabeth Moss Kanter, the theory predicts that where women compose less than 15 percent, men’s culture dominates, and women function as mere tokens. They have little influence or agency, are subject to exclusionary and dominance behaviors by men, are perceived as less competent, and are treated according to the negative stereotypes about their gender. Men’s verbal displays turn hyper-masculine with women bearing the brunt. But when women’s percentage climbs well beyond 15 percent and reaches approximately 35 percent, they can begin to make a difference in the culture of the group, and experience more equal treatment. And should women achieve a balance with men, their experience and power improves further still. Or so the theory goes.¹

Inspired by this theory, the United Nations in 1995 declared a 30 percent female target for its member states. Its formal language states that “the figure of 30 percent forms the so-called ‘critical mass,’ believed to be necessary for women to make a visible impact on the style and content of political decision-making.”² In response to the UN declaration, over 100 countries, as well as various international bodies, have encouraged or mandated gender quotas, as have some states and localities in the US.³ Similar efforts are being implemented in quasi-public or private domains, such as laws requiring minimal female representation on corporate boards, enacted in Spain, Iceland, the Netherlands, Norway, and France.⁴

Yet studies have not shown a clear positive effect of descriptive representation for women’s substantive or symbolic representation.⁵ Mala Htun and S. Laurel Weldon find that feminist movements and organizations in civil society affect social policy much more than “intra-legislative political phenomena such as . . . women in government.”⁶ Similarly, Karen

Beckwith and Kimberly Cowell-Meyers argue that “critical mass theory is both problematic and under-theorized”, its mechanism “unspecified” and the power of small numbers of women “neglected.”⁷ To put it simply, the literature finds that even a small number of women can sometimes matter; at other times, that even 50 percent can fail to matter; and how any of this comes about (or fails to come about) is mostly unknown.

Why do women’s numbers fail to elevate women’s substantive and symbolic representation? Are quotas misguided, and if so, why? Why does the scholarship on descriptive representation find that numbers have no clear effects?

We offer one solution to this puzzle that highlights the interaction of individuals within deliberating bodies. Specifically, we argue that the way in which participants interact while speaking may enhance or undermine women’s status in deliberation, and that numbers affect this interaction, but in combination with rules. Our hypothesis about the interaction of institutional rules and women’s numbers builds on the emerging but under-specified theme in the literature on women’s representation that focuses on the conditioning effect of institutions.⁸ Yet we have little notion of how the *process* of decision-making matters to the effect of descriptive representation. Institutional features are typically treated in a limited way, consisting primarily of variables capturing the strength of women’s close alliance with strong and secure leftwing parties (i.e., with predominantly male parties in power), a factor that recent rigorous research has found to be weak.⁹ So although the literature on critical mass has been saying that the rules or norms within institutions matter to what numbers do, we have moved little beyond this general insight.

We argue that the process of communication is a mechanism connecting numbers and outcomes. Small numbers matter when institutions include them; large numbers fail when

institutions fail to give numbers power. And a way that institutions include or exclude is through the practices of discourse, which build or undermine authority.

This hypothesis represents a new synthesis of three claims in the gender and language literature. First, gendered roles and expectations construct women's speech as less authoritative, and thus, deliberative bodies such as legislatures, or any type of discursive gathering, will disadvantage women.¹⁰ We take up the notion that gendered expectations interfere with women's authoritative speech later on, but for now, we note that this claim is the basis of a robust critique by scholars such as Iris Young and Lynn Sanders of normative advocates of deliberation, such as Jurgen Habermas.¹¹ The critics' concern is that disadvantaged identity groups such as women do not exercise their voice equally with men, and because their discursive styles are different from those of men, are less likely to be listened to or to be regarded as authoritative contributors to the discussion.

The debate matters because the advocates of deliberation are not limited to the ivory tower; they are actively organizing grass-roots deliberations around the globe, in locations as disparate as Porto Alegre, Brazil; British Columbia, Canada; Rajasthan, India; São Tomé and Príncipe; Benin; and the state of Texas.¹² But while deliberative democracy is being cultivated in the grassroots, the question of women's substantive representation in these settings has been wallowing in the backwater. And when scholars do ask when these forums represent women adequately, they often cannot produce a clear answer. In studies of participation in Indian village meetings, for example, a team of researchers has concluded that "it is clear that Gram Sabhas (village meetings) are not a forum for women in their current form," but did not locate variables to explain this.¹³ Similarly, Pamela Conover, David Searing, and Ivor Crewe included controls on a host of possible variables that could explain why British and American women report

engaging in fewer political discussions than men, but the gender gap persisted nonetheless, remaining largely unexplained.¹⁴

Frank Bryan, one of the few scholars to rigorously study this question in the US, found that the higher women's percentage in the deliberating body, the *lower* is their share of the speakers, and has recently declared, "for the life of me and after thirty years of research, I remain stumped when it comes to predicting women's involvement" in public meetings.¹⁵ Thus, deliberative bodies tend to be places of gender inequality, where even high descriptive representation does not consistently erase their low substantive representation. Gendered expectations of women's low authority present an obstacle for women's substantive representation at elite and grassroots levels.

A second strand we weave here is the notion that the way language is used in political discussion can reinforce women's lower status in the group and their authority deficit in the deliberation.¹⁶ Language can foster or undermine the standing of discussion partners, depending on how it is used. This, too, is a theme in critical writings on deliberation, which rightly criticize advocates for initially limiting good deliberative speech to discourse said to disadvantage women and devalue their distinctive forms of speech.¹⁷ We focus on one way in which the social uses of language affect women's authority deficit during deliberation.

Third, we take up the notion that the rules of interaction and the gender composition of the deliberating body jointly affect the degree to which speech elevates or depresses women's authority.¹⁸ Our "interaction hypothesis" explains why numbers alone do not help women; why rules alone do not integrate social identity minorities into the decision-making body; and why the nature of interaction between speakers is a missing link in political science theorizing about gender, representation, decision rules, and deliberation.

Specifically, we argue that descriptive representation, in combination with a decision rule, shapes women's authority by affecting women's and men's relative experience of other members' engagement with their speech. In that sense, gender is not only an individual difference between men and women, but also a socially-negotiated characteristic of the political situation, and is shaped by political rules of interaction among individuals and by social structures of group composition. The implication is that descriptive representation can affect not only concrete policy outcomes, but also the implications of gender for authority, by neutralizing sex as a marker of low authority.

The foregoing leads us to focus on a neglected yet important form of representation, which we label "authoritative representation." We differentiate this concept from other types of representation, well discussed in connection with gender inequality by Jane Mansbridge.¹⁹ Descriptive representation is the physical presence of the represented in decision-making. Substantive representation is the articulation of and influence for the interests, needs, concerns, values, and perspectives of the represented. Symbolic representation is the perception that the represented can and should govern. Authoritative representation is any feature of communication among decision-makers that affects their authority during the decision-making process. By authority we mean the expectation of influence.

Authoritative representation is similar to symbolic representation in that both deal with the perceived capacity of the group to govern. But it differs from symbolic representation in being a quality of the process of representation, not a quality of either the represented or the representative, and in being constructed during the interaction among decision-makers. Symbolic representation is a perception and thus is something that emerges at the end of a process. Furthermore, it is a trait of a social group. Authoritative representation is a feature of the process

of decision-making and in turn may produce high or low levels of symbolic—and substantive—representation. The more that the features of the decision-making process signal and emphasize women's status in the decision-making, that is, the more authoritative representation the process provides to women, the more symbolic and substantive representation women will have as a consequence.

To illustrate how this process of authoritative representation plays out in actual political settings, consider Laura Mattei's description of gendered communication in the US Senate.²⁰ Mattei has conducted the most in-depth analysis of language patterns to date in her study of female versus male witnesses testifying before the all-male Senate Judiciary Committee on the nomination of David Souter to the Supreme Court. She found that relative to male witnesses, women were given less speaking time, were asked more challenging questions, were asked to bolster their testimony with more evidence, and were denied the floor when they attempted to interrupt. Moreover, they experienced proportionately more hostile interruptions. Female witnesses interrupted the senators back, but at a rate of one given to three received, while male witnesses, by contrast, responded at a rate of approximately one-to-one.²¹ Finally, when men interrupted Senators, they were given the floor to continue more often than women. This pattern was characteristic of both Democratic and Republican senators (all male), and so cannot be explained away as partisan rather than gendered.²²

We go beyond this case study, and similar others, in formulating a theory of authoritative representation: what it is, what are some of its causes, and what are some of its consequences. We also go beyond the literature in offering a more systematic test of the effects of women's numbers. To test the proposition that women's authority rests on social interaction, and that the interaction is shaped by rules, we conducted an experiment in two American cities (whose

generalizability we discuss at the article's end). The cities differ in many characteristics, including their level of liberalism or conservatism, their location, and the religious traditionalism of their population. We use a large number of groups and link individual-level speech with pre- and post-discussion attitudes. We randomly assigned the group's gender composition and decision rule. We asked the group to deliberate and decide the level of economic redistribution that should apply in society and also to their own earnings in the study. As we report elsewhere, we found that under majority rule, women's high numbers elevate women's participation and perceived influence in the group.²³ But under unanimous rule, women do rather well even as a small percentage, and furthermore, increasing women's numbers under unanimity does not increase their participation or influence, and sometimes decreases it.²⁴ The worst condition for women's participation and influence is the one most prevalent in the world—majority rule with few women. We seek to explain this conditional effect of numbers and rules by examining the patterns of authoritative interaction.

We find that numbers and rules enhance or detract from women's authority by providing immediate affirmation or rejection from other members while women speak. When women are few and the group uses majority rule, women are singled out for a high ratio of negative to positive interruptions. But in groups where either numbers or rules elevate women's status, women encounter few hostile interruptions or more positive interjections. Group interaction can thus affect women's status by providing interruptions that enhance the speaker's power or that create rapport for women.²⁵

The Meaning of Interruptions

Status

The act of speaking provides an opportunity to establish authority and status as a valuable member of the group, but the group's reaction is what affords the speaker this status.

Interruptions are a communication signal. People signal their status and others' through their use of such communication cues, and they glean status from others' signals.²⁶ Individuals independently verified as, or made to be, the more dominant or confident members of a conversation use a constellation of verbal forms that signal their higher status: they speak more; they speak earlier; they may initiate and complete more negative interruptions during a discussion, especially regarding a conflict; and they may issue fewer positive interruptions to their subordinates than subordinates issue to them.²⁷ Interruptions are correlated with volubility, but carry a clearer signal of individual agency than volubility, which may indicate pure sociability. And they may have a particularly negative, silencing effect on lower-status groups, since those groups' authority is fragile and disagreements they may direct at high-status members tend to be countered with aggressive reactions or backlash.²⁸ Differences in patterns of interruptions are thus an indicator of, and reinforce, status inequality in conversation.

Because men have more authority than women do in society, they tend to use communication acts that symbolize high status, while women tend to employ those that mark low status.²⁹ A meta-analysis of 43 studies confirms that interruptions conform to a pattern of gender hierarchy: men negatively interrupt more than women, especially in groups.³⁰ Other studies confirm that men issue negative interruptions more often and positive interruptions less often than women, and talk longer.³¹ Moreover, because women lose influence when they act too assertively, and may intuit this fact, women may be more likely than men to interpret disagreements they receive as a negative signal of their authority.³² Kristin Anderson and Campbell Leaper also found that women are three times more likely than men to yield when

negatively interrupted in a group discussion on a gender-neutral task.³³ Gender differences of this kind are sharpest when the task involves a domain considered masculine.³⁴ Politics is such a domain; women are viewed, and view themselves, as less confident and expert about politics, regardless of their actual level of expertise.³⁵ Because women are more likely to enter a formal discussion of politics with a lower sense of authority, they may be more subject to, and more affected by interruptions.³⁶

Social Rapport

Speech is not only a route to achievement and power; it can also establish social connection.³⁷ Positive interjections can be a form not only of instrumental cooperation and agreement, but of affirmation of and rapport with others.

Because they enter with less authority, women may be especially affected by a lack of affirmation, and thus by an absence of positive interruptions. Women sometimes complain that when they do speak, people don't listen. A female doctor interviewed about her service on charitable committees summed it up this way: "*You get your cues right away. I will make comments about things, but it seems that no one hears me or no one agrees with me. And then I clam up*" [Emphasis ours].³⁸ The absence of positive acknowledgment may signal to the speaker that their speech—and they as a member—lack value. As one interviewee told Mansbridge after a town meeting, "if you don't say what they want to hear you're not even acknowledged";³⁹ that is, lack of acknowledgement may be taken as indirect negativity *toward the speaker as a group member, not just toward the specific content of their speech*, and have a similarly depressive effect. The positive attention of other members may thus be important, perhaps especially to women. One way that speakers can communicate this attention is to offer positive interjections, and these may have a stronger effect on women's perceived influence than on men's.

The Effect of Numbers on Interruptions

Only a handful of studies have examined the effect of group gender composition on interruptions, and they are limited by small group N and inconsistent findings. One study assigned university students to a six-member work group, and found that majority-male groups engaged in more negative interruptions than other groups.⁴⁰ Similarly, Elizabeth Aries, Conrad Gold, and Russell Weigel found that dominant-personality women interrupt negatively when interacting in all-female groups but not in mixed-gender groups.⁴¹ Another controlled study, however, found only limited composition effects.⁴² These studies use only between 20 and 36 groups.

Observational studies of political settings are also few and also involve a very small number of groups, lacking the ability to contrast across compositions. They do, however, tend to find that men use negative interruptions especially against women and that this correlates with other indicators of women's lower status in the discussion setting. We discussed earlier the findings in Mattei's study of the all-male US Senate judiciary committee. Similar findings are presented in the pioneering study of Lyn Kathlene.⁴³ In other words, in heavily masculine settings, negative interruptions may be used by men to assert their authority and to detract from women's. Again, however, these conclusions are highly uncertain, because they are based on very small samples.

As we noted, interruptions fulfill two distinct functions, and power is only one of them; the other is social solidarity and interpersonal support.⁴⁴ Women tend to perform this function more than men, but gender composition matters, as women do so especially in interacting with

other women.⁴⁵ Thus, descriptive representation may elevate the rate of positive and depress the rate of negative interruptions of female speakers.

Decision Rule and Interruptions

However, none of the studies we have just reviewed addresses the group's rules and procedures. No study examined the effect of rules on speech, much less on the authoritative use of speech acts. We argue that the level of gender inequality in speech acts depends on the group's procedures, specifically, the group's decision rule, which operates jointly with gender composition.

Decision rules can create norms of decision-making that apply to the deliberation preceding the decision. These norms may either over-ride or boost the effects of gender on authority. Specifically, under unanimous rule, everyone must agree, and this expectation in turn creates norms of consensus and cooperation.⁴⁶ Mansbridge's study of naturally-occurring groups found that "a consensual rule can actually create unity"⁴⁷ and, more importantly for our argument, *equal respect*.⁴⁸ By implication, when each person matters, then every voice is given adequate respect, even when that voice comes from women.⁴⁹ The consensual norm created by unanimous rule may over-ride the expectation of deference with which women tend to enter the discussion, and this benefits women when they are few. Consistent with this notion, a large previous study of political discussion in groups reports that women's floor time equals men's when women are few and the group is instructed to use unanimous rule.⁵⁰ Consequently, when women are few, we should see that the number of negative interruptions directed at women declines, and positive interruptions increase, under unanimous rule relative to majority rule.

However, unanimous rule does not create inviting dynamics across the board.⁵¹ As reported elsewhere, when women predominate, men are more talkative and perceived as more influential relative to groups with few women and unanimous rule, and to groups with many women and majority rule.⁵² We may find, then, that the inclusive dynamic that women experience under unanimous rule applies only when women are the minority. We hypothesize that unanimous rule decreases negative interjections and increases positive interruptions toward women only when women are few.

Finally, majority rule can create a dynamic of conflict and individual agency.⁵³ We hypothesize that majority rule creates a high level of gender inequality in interruptions when women are few and thus occupy a low status. When women have low status in the group by dint of low numbers, the conflictual norms of majority rule imply that whoever predominates gets to dominate. This may produce conditions where men engage in assertive speech acts, and where women have difficulty in taking and retaining the floor. Specifically, under majority rule with few women, relative to the other combinations of numbers and rule, we may see high levels of negative interruptions directed by men at women; when negatively interrupted, women may not finish their thoughts as often as men; and women may receive fewer positive interruptions.

Data and Methods

To explore these hypotheses, we fielded a fully crossed 6x2 between-subjects design, randomly assigning individuals to a five-member discussion group composed of between 0 and 5 women, and randomly assigning each group to unanimous or majority rule. We randomly assigned compositions to dates and times, and subjects signed up to attend a session not knowing its assigned composition. This ensured that composition did not cluster on particular days of the

week, and participants had a roughly equal probability of being assigned to a composition, satisfying the random assignment assumption.⁵⁴ Randomization checks and propensity score analyses show that groups are equivalent on relevant covariates.

We recruited students and community members at two different sites—a liberal, small town on the mid-Atlantic coast, and a conservative, medium-sized city in the Mountain West. We control on site, though the basic results are unchanged without it. Because race likely introduces powerful statistical interactions, we ran the study only with non-Hispanic whites, a choice we further address in the conclusion. We have 470 individuals in 94 groups (refer to supplementary Appendix table A1).⁵⁵

We adapted the protocol of a study by Norman Frohlich and Joe Oppenheimer in which participants were told that they would be performing tasks to earn money, and that the amount they actually received would be based on their group's collective decision about redistribution.⁵⁶ After privately filling out a pre-treatment questionnaire and receiving information about different principles of income distribution, individuals in our study sat with their assigned group around a table. They were instructed to conduct a “full and open discussion” to decide collectively (by secret ballot) on the “most just” principle of redistribution and to set a poverty line in dollars.⁵⁷ At the time of the group deliberation, participants did not know the nature of the work task. All instructions other than the decision rule were identical across conditions. On average, groups discussed for 25 minutes (SD=11). Following Frohlich and Oppenheimer, we instructed participants to reach a group decision that would not only apply to themselves, but also could apply hypothetically to society, in order to generalize beyond the lab to the decisions people make about redistribution in politics. Participants then returned to private computer stations and completed the protocol, including assessing the group's functioning, performing tasks to earn

money, and answering questions on their attitudes. We recorded and transcribed each individual's speech and matched it with their individual characteristics.⁵⁸

Measuring Interruptions

We operationalize an interruption as an overlap in two speakers' words that lasts at least 0.5 seconds, in which the first speaker spoke for at least 1.5 seconds and the interrupting speaker spoke for at least one second.⁵⁹ That is, the speaker must clearly hold the floor, and a second speaker clearly attempts to take the floor. Our software classified each speaking turn as an interruption turn based on these criteria. We then checked these interruptions by human coding.⁶⁰

We defined interruptions as positive, negative, or neutral, following established definitions and building on Jennifer Stromer-Galley's coding. These scholars define a positive interruption as supporting, agreeing with, or adding to the first speaker's comment. Positive interruptions are a way of supporting the original speaker without detracting from that speaker's effectiveness. Accordingly, we defined a positive interruption as either expressing solidarity with, affection, or support for the speaker or the speech, or an interruption that completes the prior speaker's thought in the same direction without disagreement or contradiction.⁶¹ Positive interruptions often begin with "I agree," "yeah," and so on. Refer to Appendix F for coding details.

Negative interruptions are a power play. They represent one member's attempt to seize the floor from another to express opposition or deprecation. A negative interruption disagrees, raises an objection, or completely changes the topic. A negative interruption may begin with phrases such as "well," "but," "however," "not," "I sort of disagree," "I'm not sure about that," or "I don't know." Not all negative starts are a negative comment, however. It is negative if it

changes the topic without expressing understanding of the previous turn; does not use acknowledgment cues; or does not refer to the prior turn in any way, implicit or explicit.⁶²

We also coded the interruption as elaborated or unelaborated. We defined elaboration as explaining one's meaning. For positive interruptions, this entails adding content rather than simply echoing what is being said by the current speaker. For negative interruptions, this means giving reasons for one's disagreement. This is a measure of direct engagement by one speaker of another, and reflects a measure of quality of deliberation. But it is also a measure of power; a negative interruption that is not elaborated represents a form of dominance behavior; conversely, a positive interruption that is not elaborated represents pure support for the speaker, and thus anchors the other end of the conflict-support continuum.⁶³

For reliability, one coder coded all the discussions, and another coder independently coded 248 interruptions, 10 percent of the total. The percent agreements and Krippendorff's alphas (in parentheses) are as follows: for positive, negative, and neutral interruptions, 83 percent (0.65), 79 percent (0.53), and 88 percent (0.43); for elaborations, 75 percent (0.50). The alphas are lower than desirable, but the standards in the literature come from text that is much more orderly and clear, such as interviews, speeches, or structured forums where speakers take clearly delineated turns, and attend to grammar, which makes positive or negative content much easier to discern.⁶⁴ We view these alphas as satisfactory considering the challenges of coding five-member informal interactions where turns are sometimes not clear and grammar is often murky. We note that the effects on these measures are no less trustworthy as a consequence of lower alphas; in fact, the effects must be powerful in order to cut through the noise of these measures.

For the whole sample, the average group's positive interruptions are the most numerous, negative ones less so, and neutral interruptions are very few (refer to figure A1). Elaborations are much more likely for negative than positive interruptions, but summed across the valences they are fairly common in the average group (when pooling positive, negative, and neutral, the average number of elaborations per group is 19.5). However, we are concerned with variations across conditions and by gender, as we will explain.

We create two measures of interruptions. One is the negative proportion of all interruptions received.⁶⁵ This measure holds constant the act of interrupting to focus on the balance of negativity and positivity of the interruption. It has the virtue of not conflating the likelihood of speaking or even of interrupting with the tenor of the interruption. Also, neutral interruptions are very few and have a lower coding reliability, and this measure sets them aside. As a second measure, we use the proportion of the person's total speaking turns that were interrupted.⁶⁶ We use separate measures for the negatively and positively interrupted proportion of the speaker's speaking turns.⁶⁷ This measure is not as clean as our first measure, but it includes individuals with zero interruptions received, while the first measure omits them.

We must guard against the possibility that the interrupting behavior of men (or of women) changes as the number of men (or women) changes simply because there are more men (or women) who could issue interruptions. To account for this spuriousness, we constructed our interruption measures by calculating the average behavior of the interrupters of each interrupted person. Thus, when we ask if men increase the interruptions they issue to women across the conditions, for example, we are looking at the average interruptions issued by males to each female.

We use OLS regression with robust clustered standard errors to account for the interdependence of observations within the deliberating group. We control on location, the interrupted person's egalitarianism, and the number of egalitarians in the group, so that we can get at the pure effect of gender and gender composition rather than of political attitudes that correlate with gender but that are more peripheral to it.⁶⁸ As needed we add controls for the quantity of the person's speech—typically, the speaker's number of speaking turns. Where the dependent variable is skewed and concentrated at zero, we replicate the main results with alternative estimators, typically Tobit (refer to Appendix B). We also replicate the main results with a fully-saturated control model that includes a term for the interaction of decision rule and number of egalitarians (refer to Appendix C). That interaction term is never close to statistically significant, while the main and interactive effects of number of women remain fairly steady. We find similar results when we replace egalitarianism and number of egalitarians with liberalism and number of liberals (refer to Appendix D). Finally, we provide some raw results as well.

The Balance of Negativity

We begin with our first measure of authority in speech, the negative proportion of interruptions received.

<COMP: TABLE 1 AND FIGURE 1>

Table 1 displays the results of an OLS regression with the controls listed above, as well as a control for the interruptee's number of speaking turns, for mixed-gender groups, since we expect rule to matter more consistently when women interact with men. We estimate the effects of the conditions separately for each gender combination in the interruption dyad: women interrupted by men, women by women, men by men, and men by women. The first column

shows that women are more likely to be negatively interrupted by men as a minority under majority rule than as a minority under unanimous rule (the coefficient on majority rule is positive and predicted values from the model show that the difference across rules is significant at $p < .05$), so unanimous rule protects women when they are few; but this effect of rule erodes as women's numbers increase (the negative interaction term for majority rule and gender composition).⁶⁹ Put differently, numbers help women only under majority rule, and rule helps women only when they are few.

Figure 1 displays predicted values from this regression (holding all other variables at their observed values). When women receive an interruption from men, that interruption is much less likely to be negative than positive as their numbers grow, but only under majority rule. The magnitude of the effect of composition under majority rule is quite large: negative comments make up anywhere from approximately 70 percent (at worst) to less than 20 percent (at best) of the interruptions women receive from men. Gender composition shifts the tone of men's direct engagement with women from clearly negative to highly positive. But it does so only under majority rule. Women do not enjoy the power of numbers under unanimous rule; under that rule, composition makes no difference. Finally, unanimous rule does help women in the minority relative to majority rule.

Some illustrations can give a flavor for how these patterns of interaction play out. In a majority-rule group with only two women, for example, one participant begins by acknowledging that he has spoken too much and tries to offer the floor to a woman. But almost immediately, he jumps back in, interrupting the woman repeatedly.

<COMP: IN-TEXT TABLE. SET TITLE IN SMALL CAPS FOLLOWED BY BLANK LINE.
SET REMAINDER AS A 2-COLUMN IN-TEXT TABLE USING STANDARD BODY

FONT AND SIZE>

GENDER-INEQUALITARIAN CONDITION: MINORITY WOMEN, MAJORITY RULE

00:04:44 Man E: Yeah go ahead, I talk too much.

00:04:46 Woman D: [*interposing*] Maybe it doesn't make a point to talk about an option we don't have, but it still seems that, as a version—

00:04:54 Man E: That's a good point. My only problem with one is, you generate big group of people with almost the same income.

00:05:02 Woman D: Yeah, which isn't necessarily good because you never—

00:05:04 Man E: [*interposing*] That's my only problem.

00:05:05 Woman D: Yeah there's no—

00:05:07 Man E: [*interposing*] Then you also somehow also eliminate the idea of the competition as well, right?

00:05:12 Man C: With setting a floor constraint, my problem with that is . . .

<COMP: END TABLE>

Participant C goes on to speak for nearly a minute without interruption. Thus, Participant D's repeated, polite attempts to gain the floor—and to offer positive reinforcement to the other participants—are ultimately unsuccessful. She cannot utter a full sentence without interruptions from the men in the room, who are focused on “their problems” with the principles they are considering.

Contrast the dynamic in that majority-rule group with what happens in a unanimous rule group with only one woman. In this group, the group members engage in a series of positive interruptions, each of which reinforces what the previous person has said.

<COMP: IN-TEXT TABLE. SET TITLE IN SMALL CAPS FOLLOWED BY BLANK LINE.

SET REMAINDER AS A 2-COLUMN IN-TEXT TABLE USING STANDARD BODY FONT AND SIZE>

GENDER-EGALITARIAN CONDITION: MINORITY WOMEN, UNANIMOUS RULE

00:12:21	Man D: Yeah. That's what—I agree with whoever said—I can't remember who said it, but to choose between the four is kind of hard, because it's somewhat like—from what we're talking about, we need, like, a middle between no taxes and then some kind of floor constraint, but with some provision of saying, like, there'd be a way to decide who—
00:12:41	Woman E: Who gets the aid and who doesn't.
00:12:41	Man D: [<i>interposing</i>] Who gets—yeah, exactly. Depending upon—
00:12:42	Woman E: [<i>interposing</i>] That's what we need.
00:12:43	Man B: [<i>interposing</i>] Yeah.
00:12:45	Man D: We could make that. Can we?
00:12:47	Woman E: [To moderator] Are we allowed to make our own options? [Laughter]

The dynamic could not be more different from what occurred in the majority-rule condition. The group laughs and jokes together, and the lone woman in the group repeatedly receives positive reinforcement about the points she is attempting to make. The sense of group solidarity is palpable, and Participant E is a full participant, sometimes finishing the thoughts of the men in

the room and even ending this exchange by asking a question on behalf of the other group members.

So in conditions that give women the power of numbers or that protect them when they are few, women fare better. These settings serve to protect women by curtailing men's dominant speech forms. This protection is clearly needed, as can be seen by the high level of men's negativity toward women in the condition where women's status is lowest—when women are a small numerical minority under majority rule. Unanimous rule protects minority women from this high negativity, though women do best as a majority under majority rule.

The effects apply only to men's interruptions of women. Women direct a somewhat lower negative proportion of interruptions at other women as their numbers in mixed-gender groups grow, but this is unaffected by rule (table 1, column 2).⁷⁰ Finally, the negativity experienced by men is unaffected by the conditions (columns 3 and 4).⁷¹ Neither men nor women alter their behavior toward men as men's proportion shrinks. (figure A2 shows the same patterns with the raw proportions.)

These results represent an important validation of our argument that the mechanism accounting for women's participation and representation in group discussion is women's status. And that status is driven by men's behavior toward women—not their behavior toward people, and not people's behavior toward women, but specifically, men's behavior toward women. Men take a dominant posture toward women in the conditions where we expect women to have low status; and by the same token, men undergo a drastic change when women's status improves—they become far less aggressive toward them.

In sum, the composition and the procedures of deliberation jointly shape women's authority during deliberation. Where women's status is lowest—under majority rule and few

women—over two-thirds of the interruptions women receive from men are negative. Where women’s status is likely to be highest—as majorities under majority rule—that proportion more than reverses, and over 80 percent of the interruptions they experience from men are positive. Men’s experience does not shift; only women’s does. And only men’s interruptions of women undergo this shift. What the conditions of deliberation do, then, is to shift men’s displays of power toward and affirmation of women. That is, interruptions appear to function as an indicator of women’s shifting status in the group, and men significantly affect that status.

Positive or Negative?

Are these patterns a result of a wave of negative interruptions, or of a steep decline in the number of positive interruptions, or both? We examine the proportion of the person’s speaking turns that received an interruption, separately for negative and positive interjections.⁷²

<COMP: FIGURE 2>

We begin by comparing women to men. We take the proportion of a person’s speaking turns that received a positive interruption, and calculate the group’s average for women divided by its average for men, for mixed-gender groups. Figure 2 shows the raw percentages, grouping the minority conditions together and the majority conditions together, to increase the statistical power to detect differences between them.

Figure 2 makes a number of points. First, the conditions shift the likelihood that women will receive a positive interruption. Second, minority women under majority rule are much worse off than other women or men. These women receive positive affirmations at less than half the rate enjoyed by men in their group, at 40 percent of men’s, to be exact. Third, this visual impression is confirmed by statistical significance tests, for the most part. The effect of rule on

groups with minority women is statistically significant: minority women are far more disadvantaged than men in their group under majority than unanimous rule ($p = 0.01$, two-tailed group-level). Also, as expected, the effect of composition on groups with majority rule is significant: under majority rule, majority women do much better than minority women, as compared to men in their group ($p = 0.005$, two-tailed). Third, as expected, composition does not have this effect with unanimous rule—increasing numbers of women does not matter under unanimous rule ($p = 0.73$). The final test fails: the effect of rule on majority-female groups is not statistically significant, contrary to our expectation, indicating that majority rule is no better than unanimous rule for majority-female groups. One other finding (shown in figure A3) also underscores the unusually bad situation women face when they are a small minority under majority rule. Lone women under that rule issue one of the highest rates of positive reinforcement of any gender group under any condition. Yet they receive the lowest rate of affirmation in turn. These women receive only about one-quarter of the affirmations that lone women get with unanimous rule, and about half of the affirmations that lone men receive under majority rule.⁷³

These tests largely support our basic argument: what the conditions do for gender equality is to correct the high level of inequality that minority women experience under majority rule. This can be achieved either by introducing unanimous rule in groups with few women, or by increasing the number of women and keeping majority rule. Majority rule is good for majority women, while unanimous rule is good for minority women, relative to the men in their group.

In sum, women's inequality relative to men in the group is marked, but only where their status is lowest—as a minority under majority rule. It manifests especially in the gap in

affirmations one experiences when one is speaking. Unanimous rule reverses the inequality in the experience of support regardless of women's numbers. So do numbers.

To test these hypotheses more rigorously, table 2 presents regressions of the proportion of speaking turns that are positively interrupted, and those that are negatively interrupted, separately for interrupted men and women.⁷⁴ The only significant coefficients are for women's positively - interrupted proportion of speaking turns (column 1), and they show the expected pattern: women do worst as a minority under majority rule, and improve their situation as their numbers rise under that rule. Figure 3 displays these results.

<COMP: TABLE 2 AND FIGURE 3>

Figure 3 shows, as expected, that women's positively-interrupted proportion of speaking turns increases as the number of women rises under majority rule. Again, we see the difference that rule makes to the effect of numbers—composition does not have an effect under unanimous rule. There are no significant effects on the negative interruptions received by women (table 2, column 2). The rule and rule-composition interaction coefficients for negative interruptions do run in the opposite direction from those in the positive column, but those changes are not significant. Men's experience of interruptions is unaffected (columns 3, 4).⁷⁵ In sum, composition helps women receive increased positive reassurance, but only under majority rule, and unanimous rule protects minority women. Men are not affected, further indicating that the pattern of interruptions acts on women's authority but not on men's.

Overall, we have now seen that settings that empower women do so by increasing the positive encouragement they receive.⁷⁶ Relative to other women, and to men in their own group and in other conditions, women receive far fewer encouragements when in the minority under majority rule. In this sense, unanimous rule protects minority women. There, women receive

concrete evidence that they are indeed being listened to. Similarly, we now understand why majority rule is bad for minority women—they seldom hear encouragement when they speak. The combination of a few negative and sparse positive feedback, deceptively neutral and inconsequential, represents a powerful dose of invalidation for women—and not for men.

Elaborated Interjections

Next we examine whether the interjections come with elaboration on the current speaker's comments. Elaboration is an indicator of the quality of discussion—more elaboration enriches the discussion by adding content that is not currently articulated. In addition, more relevant to our study, elaboration added to a negative interruption softens the interruption; conversely, a negative interruption without elaboration tilts more toward pure hostility rather than toward conflictual engagement. However, elaboration of a positive comment works (moderately) the other way—elaboration allows the interjector to add their own thoughts and thus detract attention from the speaker, while unelaborated positive interjections simply support the speaker. So elaboration on the positive means a moderate loss of power by the original speaker, while elaborations on the negative protect the speaker's authority. Consistent with this interpretation, our initial look in figure A1 revealed that negative interruptions are more likely to be elaborated than are positive interruptions. This tells us that negative interruptions that are not elaborated are probably perceived as hostile and the elaboration is meant to soften them. We assume that elaborating on the negative is an attempt to soften the hostility of the interruption and is an indicator of respect to the interruptee.

Accordingly, we divide elaborations into negative and positive and examine them separately. We want to see if a rise in women's status from rule and numbers increases the

elaborated proportion of negative interruptions issued to women, and decreases the elaborated proportion of positive interruptions women receive.

The familiar interaction pattern comes through cleanly in Figure 4, which shows the elaborated proportion of negative interruptions received by women from either men or women. The figure shows predicted values from a regression in table A3 (column 1).⁷⁷ Women receive more respect from those around them as their status rises. Rising numbers alone are no guarantee of greater respect; women's numbers only help under majority rule.

<COMP: FIGURE 4>

When we examine these effects separately by each gender combination in the dyad, we find one model with effects even approaching significance—and that is for men positively interrupting women. Table 3 shows that the positive interruptions women receive from men are much less likely to be elaborated in conditions where women have higher status—the familiar interaction effect we find throughout our analyses shows up here and is highly significant. We also see the protective effect of unanimous rule for minority women.⁷⁸ Figure 5 shows the predicted values from the model in table 3 and clearly illustrates how men change their elaboration behavior as women's status increases. Under majority rule when women's status is the lowest, nearly 63 percent of the positive interruptions they receive from men are elaborated; this decreases to about 19 percent when women are at their strongest. Similarly, women receive more positive elaborations from men as the unanimous rule's protective effect weakens.

<COMP: TABLE 3 AND FIGURE 5>

In sum, women receive a more polite form of disagreement when their status is high (though this effect only approaches significance); and in such settings, they also receive considerably more unambiguous support when interrupted, specifically from men. Using a

positively-worded statement when interrupting a speaker is a standard form of politeness that saves face and pre-empts conflict. But it can be a means to achieving an instrumental end. A polite maneuver designed to take the floor for oneself serves the goal of articulating one's own view. Men are much less likely to use such polite means to assert their thoughts during women's floor time as women's status rises. Put differently, men are more likely to simply affirm women rather than to affirm them while taking the floor for their own thoughts. That only women experience this rise in simple support, while men do not, suggests that women's shifting status is at work. Furthermore, men are the ones shifting their behavior, and do so only in addressing women. This again supports the notion that the explanation lies in men's recognition of women's status. Men are the ones instantiating women's rise in status in the group.

Overall, then, we found a number of ways in which women's numbers and the group's rules—our indicators of women's status—shape women's experience of authority. First, women receive fewer positive interruptions when their status is low, and thus experience a high negative-to-positive balance of interjections, particularly from men. Second, what positive interruptions they do receive are more likely to include elaborations that involve intrusions upon their floor time, again particularly from men. Third, the negative signals directed toward women are more likely to be hostile—raw expressions of disagreement not accompanied by any attempt to soften the comment with further elaboration, from both men and women. It is not just that women are receiving fewer positive interruptions in conditions where they have low status (though that's important); it is also that the positives are less affirming and the negative signals are more negative.

The Effects of Interruptions

Next, we ask whether the balance of positivity and negativity is associated with other indicators of authority, measured after discussion. Do interruptions have an effect on perceived influence in the eyes of others? The conditions of deliberation affect the influence of deliberators, as measured by the number of other members who chose a given member as “the most influential member of your group during the group discussion” (ranging from 0 to 4). We found there that the more women, the more likely is the average woman to be chosen as most influential—but only under majority rule. The effect of composition reverses under unanimous rule, where the average woman is more likely to be seen as influential when women are few than when they are many. Now we can see if interruptions help explain these patterns of influence.⁷⁹

Figure 6 displays the effects from panel A of table 4. That table shows the negative binomial regression estimates of the effect of the person’s negative balance of interruptions received on others’ ratings of that person’s influence in the group, controlling on talkativeness, for both mixed-gender and enclave groups. The figure and table show that for women especially, the higher their balance of negative interruptions, the fewer the influence votes they receive. The figure shows that as the proportion of negative interruptions moves across its range, the perceived influence of women in mixed-gender groups drops by over two-thirds. The effect is similar in all-female groups, but much smaller for men, whether in mixed or all-male groups.

<COMP: TABLE 4 AND FIGURE 6>

It seems, then, that women’s authority is especially affected by the experience of affirmation versus hostility in conversation. The conditions of deliberation that cause male members to negatively interrupt women without providing significant positive feedback also cause women to lose standing as deliberators. What groups do while interacting can lower or raise women’s ability to make valued contributions to the collective.⁸⁰

And what about participants' sense of their own influence? The results in panel B of table 4 show that on the key measure of "my opinions were influential," the negative balance of interruptions again matters. A higher balance of negative interruptions is associated with lower perceptions of women's self-efficacy in discussion (column 1), but not with men's (columns 3 and 4). Furthermore, the effect on women applies only when they interact with men; when we examine all-female enclaves separately, the effect decreases and loses statistical significance (column 2). Women's sense of their contribution to the group depends on the balance of interjections they receive, but not when they are in all-female groups. One of the functions of women's enclaves, then, is to take the sting out of other people's responses to one's opinions. Men do not need male enclaves to be able to brush off hostility or the absence of approval.

Finally, the effect on women's rating of their own influence holds when we replace the negative balance with the positively interrupted proportion of speaking turns ($b = 2.6$, $SE = 0.85$) but not with the negative proportion of turns (the effect is 0.71 , $SE = 1.26$, the wrong sign and not significant).⁸¹ A few negative comments do not deter women as long as they also receive a good number of positive reinforcements. Women need positive validation while they speak in order to feel that they matter; men do not. The importance of the positive in communication is underscored by the fact that if the message is positive frequently enough, the negative becomes irrelevant.

A formal test of mediation confirms the basic result.⁸² The mixed-group conditions affect women's influence—in their own eyes and in the eyes of others—in part through their effect on the negative proportion of interruptions received (refer to table A4). The conditions substantially affect the balance of negativity directed toward women, and it, in turn, affects women's authority. In sum, the relative negativity one receives is a crucial factor in women's—and

others'—sense of their influence. The conditions of discussion shape the kinds of social interactions women experience, and those interactions can elevate or depress women's authority.

Positive interruptions play a particularly helpful role for women who entered the discussion with low levels of confidence in their ability to participate. We can ask how the dynamics of discussion affect women with varying levels of confidence. Pooling across all mixed-gender conditions, we find that for both low- and high-confidence women, a higher proportion of positive interruptions is correlated with increased talk time during the discussion and more influence votes from other members of the group afterwards (table A5). But positive interruptions also yield a unique benefit to low-confidence women, increasing their self-rated sense of efficacy at a higher rate than that of high-confidence women (the difference-in-differences is significant at $p < .09$, two-tailed test; table A6).⁸³ Put differently, confidence moderates the effect of positive interruptions on feeling that one's opinions influenced the group's discussion and eventual decision.⁸⁴ When they receive few positive interruptions, women with low pre-deliberation confidence report lower levels of post-discussion efficacy than those who entered the discussion with more confidence. But when they receive more encouraging feedback in the form of a higher rate of positive interruptions, low confidence women equal and even surpass high-confidence women in feeling that their opinions helped to shape the group (figure A4).⁸⁵ This effect holds only for mixed-gender groups. In all-female enclaves, efficacy is unaffected by positive interruptions.

Positive interruptions are thus especially important for women who entered the discussion harboring some concerns about their ability to participate effectively, and only when they interact with men. Strong positive signals during the discussion provide a substantial boost to the post-discussion efficacy of those women, which they appear to need more than others do.

By comparison, positive interruptions have no effect on the efficacy of men, regardless of their level of pre-discussion confidence.⁸⁶

<COMP: TABLE 5>

Another way to examine the encouraging effects of interruptions is to ask if positive interruptions elevate the speaker's percentage of talk in the group. In table 5 we find that for female speakers, the answer is yes, but only when the encouragement is issued by the gender empowered in that condition. That is, women accelerate their talk the more they are encouraged either by men in conditions where women are least empowered (majority rule, few women), or by women when women are empowered (majority rule, majority women). That is, women speak more when they get more positive interruptions from men, but not from women, when women are disempowered; and they speak more when they get positive encouragement from women but not from men when women are the dominant gender. Female speakers thus calibrate the volume of their speech to the more powerful gender in the group. Men are not affected in this way.⁸⁷

In sum, we have seen that the experience of interruptions carries crucial consequences for deliberators. In particular, the relative negativity one receives when other members engage with one's speech is a crucial factor in women's sense of their influence and in others' perception of women's influence. The heart of the matter is whether women receive positive signals; when they do, they can withstand the occasional negative response.

And again, we see that the same experience can elicit very different responses by men and women. Women need frequent positive validation while they speak in order to feel that they matter; men do not.⁸⁸

The Rapport of Enclaves

Finally, we argued that the level of rapport in the group not only matters to women, but that a preponderance of women may elevate it, and particularly so in female enclaves. So now we pose our final question: when does the group take on an affirming character? For this analysis we examine the group as a whole without differentiating women and men. We control on location, the number of egalitarians, and the group's average number of speaking turns.

<COMP: TABLE 6>

Table 6 shows that the number of women matters to the tenor of interaction in the group—but only with enclave groups included. As the number of women increases, the number of positive interjections in the group rises (without regard to rule).⁸⁹ In addition, when we look only at positive interruptions that elaborated on the content of the initial speaker's thought, we find the same result—the more women, the more positive elaborated interruptions in the group. That is, the positive tone is accompanied by meaningful content. The interrupter offers some substance that goes beyond what the speaker articulated. Not only are predominantly female groups more friendly; they use this rapport to advance the discussion and provide a meaningful exchange of views.⁹⁰

This interpretation rests on the assumption that women elevate the positive—and not the negative. To test this hypothesis, we look at negative interruptions. These results are displayed next to the positive interruptions results in table 6. Unlike positive interjections, negative interruptions remain flat across the conditions. Neither do the conditions affect the number of negative interruptions with elaboration.⁹¹

Finally, table 6 shows that when we omit the enclave groups and examine only mixed-gender groups, the only significant effect is for gender composition on neutral interruptions with elaboration. Positive interruptions do not rise with the number of women when women interact

with men. They increase only among female enclave groups. That is, the affirmation effect from greater numbers of women is located specifically in gender-homogeneous groups.⁹²

These results tell us that the chief effect on groups as a whole is located with women's enclaves. These settings are exceptionally warm. Further, these results imply that the warmth is the main way that elaboration is conveyed when one speaker directly engages another. In female enclaves, elaboration is achieved primarily through positive rather than negative or neutral interruptions. The warm tone of the group's exchange directly affects the group's success in providing new thoughts that add to what is being said. Women's enclaves create a friendly, inclusive discussion tone, and this tone, unlike a hostile or conflictual tone, carries with it the contribution of one speaker to another's thoughts.

Why Gender Equality Requires "Authoritative Representation"

Do women's numbers affect women's ability to express their voice? That is, does descriptive representation elevate other forms of representation and influence for women? Our results suggest that the answer is yes, but the rule moderates the effect. Groups with more women and majority rule, and groups with few women and unanimous rule, produce a more positive interaction style among the members. Moreover, women are the main beneficiaries of this style.

Especially badly off are women in the gender minority under majority rule. For these women, deliberation is a negative experience in which their speech is interrupted in a dismissive manner and their words rarely affirmed. Lone women, for example, issue a higher rate of positive interjections than any other gender subgroup, but receive the least in return (in each

case, relative to their speaking turns). At 20 percent or 40 percent of the group, women are less than half as likely as men in their group to experience approval while speaking.

The effects are due to gender and not to factors correlated with it. The effects do not disappear when we control on preferences or values. Demographic controls for age, education, and income never change our basic findings, either when we control for individual-level attributes or how those attributes are aggregated within the group.⁹³

The results fit a broader pattern of gender inequality in deliberation. In the usual circumstances of political discussion, women are a numerical minority, and the group uses a norm of majority rule, whether it is officially stated or implied; thus, the expected style of interaction is one of individual agency and conflict. There, behavior tends to conform to a gendered pattern of differential power. Men tend to assert themselves through actions that society associates with higher power or status; women tend to behave in the opposite.

Similar patterns obtain in two other, very different settings. High-performing work teams exhibit a ratio of 6 positive to 1 negative comments, while poor performers have a ratio of 1 positive comment for every 3 negative.⁹⁴ In our study, the most negatively-interrupted members—minority-females under majority rule—experience a ratio similar to that of the poorly-functioning work teams. The implication is that the typical setting for political discussion, where women are a numerical minority under majority rule, is a dysfunctional one for women. In addition, our large-N findings replicate those from the consequential setting of legislatures, such as the confirmation hearings for Justice David Souter, or the Colorado state legislature. In these highly masculine settings, which our majority-rule, minority-female settings mimic, women encounter more hostile speech patterns than men do.⁹⁵ These cases also illustrate our findings

that the ability of women to be heard in deliberation depends on the forms of speech. The pattern of interruptions one receives is a significant indicator of and instantiation of one's authority.

These cases are reinforced by other studies that provide findings consistent with our argument. Though we were not able to examine interruptions, in other work, we replicated the gender gap we have documented elsewhere in our groups' talk time using actual school board meetings from across the US and naturally-occurring dialogue groups in Midwestern towns.⁹⁶ One feature of these groups is repeated interaction, and yet that familiarity did not put a dent in gender inequality. In addition, the effects of women's enclaves in our study are consistent with enclave effects on distributive decisions in Liberia and Kenya.⁹⁷

In considering the external validity of the study, we consider its various elements in turn. The task resembled the task in many deliberative settings—people made decisions about the distribution of resources to themselves and to others in society. While these were non-binding outside of the experimental setting, so are the recommendations of many actual citizens' deliberative bodies. In addition, while we assembled people unfamiliar with each other to avoid the confounding effects from familiarity, so do many real-world settings. These include juries; civic deliberations (e.g., rebuilding the World Trade Center, or town planning);⁹⁸ government-organized meetings such as siting of hazardous materials; and local boards and commissions, which tend to meet infrequently and have high turnover.⁹⁹ As Lawrence Jacobs, Fay Cook, and Michael Delli Carpini find, meeting attendees are highly unlikely to know each other.¹⁰⁰ Our experimental setting thus shares important similarities with many groups of citizens who deliberate on issues of importance to their communities all across the United States.

However, we note caveats about the generalizability of the findings here, since we wish to avoid the mistake of automatically generalizing about the mechanisms of gender and power to any place or time. Our study featured a small group size not uncharacteristic in real-world

deliberations,¹⁰¹ but worth further study as a possible effect moderator. The mitigating influence of discussion moderators also merits investigation,¹⁰² though moderators often focus on airing various views than on assuring equal floor time and opportunity to influence for disadvantaged populations, and tend not to focus at all on gender.¹⁰³ We were unable to fully include nonwhite Americans without also introducing variation in racial composition, and since we did not have the capacity to simultaneously examine racial and gender diversity, we sampled whites. However, in other work on school boards and race-dialogue groups we did include nonwhites, and the patterns are similar, as we noted above. Women of color may experience more hostile norms and practices than do white women, according to Mary Hawkesworth's study of Congress.¹⁰⁴ Future studies should examine whether the speech patterns and effects we documented are characteristic among nonwhites, though that question should be further complicated by whether the interaction is in racially diverse or homogenous settings.

In addition, although status is typically associated with a proclivity to negatively interrupt in a variety of cultures, future research should investigate whether the specific patterns of interruption we found here apply in various cultures. Our two cities afford us some variation in women's status in the community and in religious and traditional ideology, since one is a socially conservative, highly religious community in Utah, and the other a liberal, secular, and wealthy community in New Jersey, and yet the patterns we observed there are similar. However, it is worth considering what would happen in cases of still greater cultural difference from the US. One possibility is that in cultures where negative interruptions are the norm, and are used by more people and in more places, negative interruption is not associated with status or with gender, and the mechanisms we identified do not hold. The converse possibility is that in cultures where negative interruptions are very scarce, the status and gendered patterns we found are even stronger than in the US cases we examined. A third possibility, not associated with

interruptions specifically, is that in cultures where women's status is meaningfully equal with men, women who experience negative discursive forms such as negative interruptions are unaffected.¹⁰⁵

Our key point, however, is not found in previous studies: when the procedure does not account for the default inequalities between men and women, increasing descriptive representation does not increase other forms of representation. Representation depends not only on gender composition, but also on institutional norms and procedures that are neutral on their face but carry profound consequences for social inequality. While our results paint a dark portrait of gender inequality, the effects of unanimous rule are heartening for advocates of deliberation and for the goal of social justice. The dismal situation of minority women under majority rule improves dramatically under unanimous rule.

The decision rule is a simple yet powerful element of institutional design. It restrains the disrespect that men sometimes direct toward women where women have low status, and raises their affirmations of women's speech. In these ways, it creates a norm of interaction that actively includes women. Gender inequality is produced by the assumption that women are not valuable in discussions that decide the fate of the collective. If women are not needed for making decisions, then they will not be much included. Conversely, our findings about rule imply that when women are needed, women are included. Women are needed both when they are a majority under rules that give a majority power, and when they are a minority under rules that give the minority power. The rule can elegantly set in motion a whole set of conversational practices that increase the affirmation that in turn elevate women's representation.

We label such practices *authoritative representation*, and argue that institutional procedures can equalize symbolic and substantive representation by equalizing authoritative

representation. Authoritative representation is the set of actions that occur during the process of representation and that affect the expectation that a person, or group, can exercise power and influence others. It can be affected by the other forms of representation, and in turn affects them, but it is a distinct form of representation. It occurs while people are interacting, and it directly builds authority. Once authority is built, the person is more likely to attempt substantive representation (that is, to attempt to speak up for their preferences and to articulate their perspectives), and emerges with higher symbolic representation (that is, the perception that the person is capable of governing and is well suited to it). We show how the process of interaction builds authoritative representation and how that in turn affects a woman's symbolic representation (others' and her own perception that the woman is influential and efficacious) and substantive representation (the woman's attempts to speak, measured by floor time, and the content of her speech, measured by a willingness to articulate her own preferences and distinctive perspectives).¹⁰⁶ The various positive forms of speech engagement we document build authoritative power. The negative ones erode it. Thus, one important normative standard for equal deliberation is whether an institution or procedure or norm is conducive to women's equal authoritative representation.

Our results also speak to advocates and critics of deliberation. One way in which they do so is regarding the ideal of civility in deliberation.¹⁰⁷ For some liberal theorists, reciprocity is the foundation of deliberative democracy, and civility is an integral part of reciprocity.¹⁰⁸ But we view the key concept for gender equality as affirmation rather than civility. Civility is a social code of politeness,¹⁰⁹ and politeness can be quite cold and indifferent in its emotional tone. Civility merely dictates that the listener get out of the speaker's way by avoiding negative interruptions and hostility. That is an important criterion, but it is not sufficient. What matters is

positive and proactive: women need affirmation and support, not merely the absence of negative attacks. In fact, our enclave result shows that disagreement per se is not deflating to women at all—as long as it occurs in an environment that is supportive. What deliberating groups should strive to achieve, then, is something close to friendship.¹¹⁰ We do not mean actual relations of friendship, or the motivation to maintain close social ties, which may detract from good deliberation by dampening the willingness to raise points of disagreement,¹¹¹ but rather, the *conversational forms* of friendship. As sociolinguists put it, friendship is characterized by speech patterns that demonstrate a high level of supportive engagement, a “talking along” that creates solidarity and affirmation, camaraderie and rapport.¹¹² This is the concept we attempted to measure here, and it differs from the more minimal requirement of politeness.

Discursive friendship and rapport is an important feature of the process of discussion that shapes a member’s authoritative representation in the course of decision-making. In this communicative form, consensus is not weighed down by the pitfalls of a commitment to common perspectives or by the need for prior agreement on shared interests. While the rule of consensus may silence dissent in a call to act only on “common interests” defined to preclude women’s distinctive preferences,¹¹³ consensus as a norm of communication provides affirming engagement to women when they speak, elevating rather than depressing their substantive representation. Thus, in contrast to theorists who regard consensus with suspicion or as unrealistically demanding, and who thus advocate adversarial discussion accompanied by a procedural commitment to listening,¹¹⁴ we argue that egalitarian discussion rests not on adversarial but on supportive communication, which lifts women’s authority, since listening is extended to those with authority. We agree with Susan Bickford that a commitment to listening does not require a motive of empathy, but unlike her, we argue that listening requires the

conversational expression of empathy for the speaker, because without such empathic expression, women are less likely to speak, and to be perceived as authoritative while speaking, and thus, without it, there would be nothing to listen to.

The results here also address the assumptions behind Habermasian theories of deliberation. A group may set out to deliberate with open-mindedness and mutual respect and to exchange reasons and appropriate evidence, as a Habermasian would like.¹¹⁵ But the socio-emotional tenor of the discussion matters to its success. The logical and evidentiary content of speech is not the only dimension of speech that matters; its social meaning matters too, by shaping a speaker's authority. If members offer criticisms without affirmations, the group dynamic will turn *socially* adversarial. And this, in turn, undermines social equality, a mainstay of the Habermasian pre-conditions of discussion. As Joel Anderson and Axel Honneth argue, deliberation requires "relationships of mutual recognition," and "empathic engagement."¹¹⁶ This study contributes to the deliberation literature by spelling out the meaning of "mutual recognition" and "empathic engagement" in discussion, and pointing to the link between empathy and equal authority. Empathic communication equalizes authority, which in turn aids the communicative rationality sought in deliberation.

And this is also our contribution to the critical take on deliberation. Critics have worried that discussion undermines women's standing. We have provided evidence to document this, but furthermore, we have shown exactly how women's voice may be silenced during deliberation, thus providing evidence for when and why the critics are correct (though as we noted earlier, also showing when they are wrong). By directly examining how a speaker engages with another, as we do, we can understand both how disadvantaged groups achieve equal authoritative representation in discussion as well as how discussion can be deliberative.

Ten years ago, Simone Chambers asked, “What conditions are required to give marginalized groups voice and empowerment?”¹¹⁷ Our answer is: a fit of rules to numbers, because that fit creates the affirmation that marginalized voices require. That affirmation, expressed in forms of conversational engagement, serves women in particular as a vehicle for the exchange of the forceless “force of the better argument.”¹¹⁸

<END ARTICLE>

<COMP: BEGIN NOTES>

Notes

1 See Kanter 1977, who argues that the presence of tokens (approximately 15 percent) leads to “underlining rather than undermining majority culture.” There, men exaggerate displays of “potency and aggression,” including “tales of sexual adventures, ability with respect to ‘hunting’ and capturing women, and off-color jokes. Secondary themes involved work prowess and sports. The capacity for and enjoyment of drinking provided the context for displays of these themes”; 1977, 976. For recent discussion of tokenism, see also Beckwith and Cowell-Meyers 2007; Childs and Krook 2006.

2 [United Nations Department of Economic and Social Affairs, Division for the Advancement of Women. 2005. “Equal Participation of Women and Men in Decision-making Processes, with Particular Emphasis on Political Participation and Leadership.” Expert Group Meeting, Addis Adaba, Ethiopia, 24-27 October 2005.](http://www.un.org/womenwatch/daw/egm/eql-men/) <http://www.un.org/womenwatch/daw/egm/eql-men/>. Accessed 6/14/13. [AUS: Identify this source; it probably should go into your References]

3 Hannagan and Larimer 2011; Krook 2009. The United Nations Economic and Social Council endorsed the Beijing declaration’s goal that all member states should adopt 30% minimum

targets for women in all political bodies by 1995. Refer to the Report of the Fourth World Conference on Women, Beijing, 4-15 September 1995, <http://www.un.org/womenwatch/daw/beijing/platform/decision.htm>, accessed 6/14/2013. [AUS: This Report is not in your references; please add.] The United Nations Fourth World Conference on Women, which met in Beijing, included a reference to this 30 percent goal in its report, and issued the Beijing Declaration and Platform for Action, signed unanimously by all 189 member states. This Conference approved a resolution stating that “[governments should] commit themselves to establishing the goal of gender balance in governmental bodies and committees, as well as in public administrative entities, and in the judiciary, including, *inter alia*, setting specific targets and implementing measures to substantially increase the number of women with a view to achieving equal representation of women and men, if necessary through positive action, in all governmental and public administration positions” (Paragraph 190, Part a). As of 2011, fifty-two countries had introduced legal gender quotas of some kind in elections, and in approximately forty more, at least one political party uses voluntary gender quotas to choose its candidates (Dahlerup 2012, vii; see also Krook 2008, table 2; Krook 2009). The state of Iowa has passed several rounds of legal mandates for “gender balance” in response to the low numbers of women on its appointed boards; Hannagan and Larimer 2011.

4 Pande and Ford 2011, 10. Some countries have quotas for state-owned companies, including Israel, South Africa, Denmark, Finland, Ireland, and Switzerland; *ibid.*, 11.

5 Carroll 2001; Franceschet, Krook, and Piscopo 2012; Reingold 2000; 2008, 132 and 140.

6 Htun and Weldon 2012, 548. They further find that efforts to elevate women’s status in society depend on various factors beyond women’s numbers in government, such as “state capacity,

policy legacies, international vulnerability, and the degree of democracy”; Htun and Weldon 2010, 207.

7 Beckwith and Cowell-Meyers 2007, 553.

8 E.g., Carroll 2001.

9 Htun and Weldon 2012. E.g., Beckwith and Cowell-Meyers 2007. See also Franceschet, Krook, and Piscopo 2012, 13.

10 E.g., Eagly and Johnson 1990; Ridgeway 2001.

11 Young 1996, 2000, 2001; Sanders 1997; Habermas 1984, 1989, 1996.

12 See James 2008 on British Columbia; Wantchekon 2011 on Benin; and Humphreys, Masters, and Sandbu 2006 on Sao Tome and Principe. As many as 97 percent of American cities hold public meetings, and most large cities rely on active neighborhood councils; Macedo et al. 2005, 66; Karpowitz 2006; Walsh 2007. Approximately one-third of US citizens will have served on a jury at some point in their lives; Devine et al. 2001, 622; Gastil et al. 2010, 4, n. 3). Over 50 million people belong to one of over a quarter-million homeowners associations; Macedo et al. 2005, 102. See Ban and Rao 2009; Besley et al. 2005; and Chattopadhyay and Duflo 2004 regarding Indian villages. Village councils in India have full power over the allocation of expenditures at the village level for services and infrastructure such as drinking water, roads, social services such as pensions for widows and the aged, and in some cases, education. One-third of village council seats, and of the council heads, must be set aside for women. The village council must hold village meetings open to any voter in that village to report its activities, bring its budget to a vote, and decide on recipients of social programs; Chattopadhyay and Duflo 2004, 1412.

13 Besley et al. 2005, 656. Ban and Rao 2009 studied speaking in 121 Indian village meetings constitutionally empowered to make important local distributional decisions. The transcripts were matched with data from household surveys conducted in the village before the meeting, allowing them to see whose preferences were expressed and implemented.

14 Conover, Searing, and Crewe 2002, table 7. Their measure of participation in political discussion includes discussion in public meetings or in informal situations in public places such as workplaces and churches.

15 Bryan 2004, 222 and 249.

16 Kathlene 1994; Mattei 1998

17 Sanders 1997; Young 2001.

18 Karpowitz, Mendelberg, and Shaker 2012.

19 Mansbridge 1999.

20 Mattei 1998.

21 Ibid., 451

22 However, Pearson and Dancey find less gender inequality in a study of House floor speeches; this is consistent with our argument that the procedures affect women's status.

23 Karpowitz, Mendelberg, and Shaker 2012.

24 Relative to the usual setting of few women and majority rule, in groups with majority rule and many women, or groups with unanimous rule and few women, women are more likely to take floor time, mention "care" issues (which are of distinctive concern to women; Mendelberg, Karpowitz, and Goedert, forthcoming), advocate for their pre-deliberation preferences, and move the group's decision toward a more generous safety net for the poor.

25 Instrumentality and solidarity are the two dimensions identified in classic conversational analysis; Bales 1970.

26 Ridgeway, Berger, and Smith 1985.

27 Dovidio et al. 1988; Johnson 1994; Kollock, Blumstein, and Schwartz 1985; Ng, Brooke, and Dunne 1995.

28 Ridgeway and Johnson 1990; Rudman and Glick 2001.

29 Dovidio et al. 1988; Lakoff 1975; Wood and Karten 1986; Ridgeway and Smith-Lovin 1999.

30 Anderson and Leaper 1998.

31 Aries 1976; Carli 1990; Kathlene 1994; Mulac, Lundell, and Bradac 1986; Mulac et al. 1988; Zimmerman and West 1975.

32 Ridgeway 1982.

33 Anderson and Leaper 1998; see also Smith-Lovin and Brody 1989.

34 Karakowsky and Siegel 1999; Leaper and Ayers 2007.

35 Fox and Lawless 2011; Kanthak and Krause 2010; Mendez and Osborn 2010.

36 This is illustrated in Beck's study of a suburban town council. The women were more likely to be "publicly demeaned" by male colleagues when they spoke and thus more likely to then "hold back" from articulating their views, believing that "nobody hears me"; Beck 2001, 59.

37 Bales 1970.

38 Quoted in Elizabeth Bernstein 2012; emphasis added. "Speaking Up Is Hard to Do: Researchers Explain Why." *The Wall Street Journal* (Online). Published 07 February 2012. Accessed 19 March 2013. At

<http://online.wsj.com/article/SB10001424052970204136404577207020525853492.html>. [AUS:

Put this into your References.]

39 Mansbridge 1983, 69.

40 Karakowsky, McBey, and Miller 2004.

41 Aries, Gold, and Weigel 1983.

42 Smith-Lovin and Brody 1989.

43 Kathlene 1994.

44 Bales 1970.

45 Aries 1976; Carli 1989, 1990; Piliavin and Martin 1978. The notion is that gender roles produce gendered subcultures of talk and interaction; Tannen 1990. For example, girls' groups emphasize cooperation and solidarity, hence they are more expressive and less overtly conflictual; Maltz and Borker 1982.

46 Bouas and Komorita 1996, Kaplan and Miller 1987; Nemeth 1977.

47 Mansbridge 1983, 256.

48 Ibid., 14.

49 The norm of cooperation can be seen in Nemeth's finding that mock juries instructed to use unanimous rule produced more expressions of agreement than those instructed to use majority rule, though the results are muddied by the fact that these juries engaged more frequently in various forms of speech; Nemeth 1977.

50 Karpowitz, Mendelberg, and Shaker 2012.

51 Nemeth 1977. In fact, Nemeth found that on post-deliberation questionnaires, unanimous rule subjects are more likely than majority rule subjects to report feeling uncomfortable during deliberation.

52 Karpowitz, Mendelberg, and Shaker 2012.

53 Ibid.

54 Morton and Williams 2010.

55 As is common in experiments, our goal was not a nationally representative sample but one with reasonable variance, and we met this goal. Refer to table H1 for details on participants' demographics.

56 Frohlich and Oppenheimer 1990, 1992.

57 Experimenters read the instructions to the group and were available to answer clarification questions, but did not moderate any other aspect of the discussion. Participants were free to take the conversation in any direction they preferred and to speak as much or as little as they wished.

58 Details on procedure, subjects, item wordings, coding/descriptives (table H2), and other methodological matters are available online.

59 These thresholds maximized the joint distribution of the number of interruptions and the minimal clarity of the speech, i.e., they gave the most interruptions that were words rather than coughing or other such sounds.

60 We in turn check-coded the human verifier who classified a turn as an interruption with a second human coder, on a sample of 101 interruptions from two randomly chosen groups. The alpha between the two coders is 0.90. Our dataset has 4,376 verified interruptions. Multiple interruptions of the same turn that begin at the same time are coded separately. For example, if A

is interrupted by C and D at essentially the same time, we created separate entries for C's and D's interruptions. In the analysis we account for this and other issues in analyzing the dyad, as we explain later.

61 These statements emphasize agreement with the speaker's point and thus send the message that the speaker's idea is worthwhile. Later we will discuss elaborations in which the interrupter agrees but also adds new content. We also coded each interrupted turn as complete or incomplete, but the conditions did not affect these consistently.

62 A neutral interruption does neither. It provides insufficient content to indicate a positive or negative direction, or comments or asks for information without evaluating the first speaker's comment, or complies with interruptee's request to provide input, or answers a non-rhetorical question the interruptee posed. Examples include "what do you mean?"; "what do we think?"; "what is the vote on?" We used this code sparingly, and all analyses we attempted with this variable proved substantively and statistically insignificant, perhaps given the very few instances of such interruptions. A statement might include an apparent agreement but move quickly to disagreement, by saying something like: "I agree with that, but. . . ." Because this has both positive and negative elements, this counts as a positive and it also counts as a negative. The turn is coded as a "1" on each of those two categories. Refer to Johnson 1994; Leaper and Ayers 2007; Stromer-Galley 2007.

63 Positive and negative elaborated interruptions are in between those extremes, with positive elaboration closer to support than to dominance, and negative elaboration the reverse.

64 Fay, Garrod, and Carletta 2000.

65 This is the average dyadic proportion received by each person, excluding neutral interruptions. For example, we divide the number of negative interruptions given by B to A by the sum of negative and positive interruptions given by B to A; we do the same for those given to A from the others. Then we sum these dyadic proportions and divide the sum by the number of participants who gave a positive or negative interruption to A. We repeat this procedure to calculate the average dyadic proportion given to B and so on for each member who received a positive or negative interruption. When we look at gender subgroups, this measure adjusts for the shifting gender proportion.

66 We separately examine the proportion of a person's speaking turns that issued an interruption.

67 For the speaker's negatively interrupted proportion of speaking turns, we sum the negative interruptions given to A from each other member; we divide that sum by the number of members in the group minus the speaker (or when examining interruptions given only by one gender, by the number of members of that gender). Then we divide this average by A's speaking turns. We repeat for interruptions given to the rest. We follow the same process for the positively interrupted proportion of the speaker's turns.

68 Huddy, Cassese, and Lizotte 2008; Sidanius and Pratto 1999.

69 Because the models in Table 1 include mixed-gender groups only, the intercept has no substantive meaning on its own.

70 We are cautious about contrasting this effect of male and female interrupters against each other because they consist of somewhat different composition conditions.

71 The effects undifferentiated by the gender of the issuer are found in table A2, which confirms the basic results.

72 Here we do not control on the interrupted speaker's number of speaking turns since they are already present in the denominator of the dependent variable. We do control on the average number of speaking turns of the interrupters.

73 Please see online Appendix A, n. 1 for further results regarding figure 2.

74 We do not control on the interrupter's number of speaking turns since that would only be needed if we looked at dyads by gender subgroup (e.g., men interrupting women).

75 We find no effects on the giver's interrupting proportion of speaking turns.

76 However, the number of negative interruptions is smaller, making shifts more difficult to detect with certainty.

77 The high level of random error in elaborations makes statistical significance less likely even for real effects, and that is why we report an effect that only approaches significance.

78 A Wald test of the predicted values from the model provides evidence that in groups with one woman, women receive more elaborated positive interruptions under majority rule than under unanimity ($p=.057$, two-tailed). The difference in decision rules is not significant for groups with two women ($p=.39$, two-tailed).

79 We also explored the relationship between the negative balance of interruptions and our individual-level index of satisfaction with the discussion. We find that both genders feel less satisfied with the discussion when the interruptions they experience are more negative, though the source of the interruption and the group-level conditions also appear to matter. For women, satisfaction decreases only when they are negatively interrupted *by men* in the condition where women's standing tends to be lowest: majority-rule groups in which women are the minority ($b=-.16$, $SE=0.09$, $p<.06$, one-tailed; regression includes controls for Proportion Talk and

experimental location). Negative interruptions are not related to satisfaction under other conditions or when the interruptions come from women. Men tend to be less satisfied when they experience negative interruptions across a variety of contexts, but for men, the biggest decrease in satisfaction comes when they are negatively interrupted *by women* in unanimous groups with many women ($b = -.40$, $SE = 0.21$, $p < .04$, one-tailed; controls for Proportion Talk and location included). Thus, for women, satisfaction may decrease when interruptions come from men in conditions where women experience less power; for men, satisfaction may decrease the most when interruptions come from women in the condition where unanimous rule should empower men. We do not put much weight on these results since they are not strong deductions from our core hypotheses.

80 See online appendix A, note 2 for more results regarding table 4, panel A.

81 Men are unaffected, except that in enclaves, when men have more positively interrupted turns, they rate their influence the “wrong direction”—*lower*. $B = -1.05^{**}$, $SE = 0.42$ for positive proportion of speaking turns for men in groups with only men.

82 Imai, Keele, and Tingley 2010.

83 In addition, panel B of table A5 presents suggestive evidence that low-confidence women who receive a higher proportion of positive interruptions may also benefit disproportionately in terms of influence votes (difference-in-differences is significant at $p < .15$).

84 The dependent variable is a self-report that “my opinions were influential in shaping the group discussion and final decision.” We do not find an interaction between confidence and positive interruptions with respect to our other measure of efficacy, “I feel like my voice was heard during the group discussion.” High-confidence women are always more likely than low

confidence women to agree that their “voice was heard,” no matter what the pattern of positive interruptions.

85 A difference-of-means test shows that high-confidence women are also more likely than low-confidence women to receive positive interruptions ($t=2.25$, $p=0.025$). Women of lower confidence experience fewer positive interruptions and also seem to have lower self-efficacy when they receive fewer positives. This fact underscores that our data here are only correlational; we cannot tell if the former causes the latter or vice-versa.

86 In addition, we find no evidence that confidence moderates the relationship between *negative* interruptions and self-efficacy, the participant feeling that his/her voice was heard, or other-rated influence votes among men or women. This lack of moderating relationship holds for both measures of negativity—the negative proportion of interruptions received and the proportion of speaking turns that receive negative interruptions.

87 The equivalent table (table A7) for male speakers does not show this pattern. Men accelerate their speech only under unanimous rule with majority women. But even there, they only respond to encouragement from men, not from women. So women seem to decide how much to speak based on how much the dominant gender encourages them; men decide how much to speak based on how much men encourage them where women are neither disempowered nor dominant. The negative proportion of positive or negative interruptions the speaker receives does not affect either women’s or men’s Proportion Talk.

88 Of course, it may be that if men never hear any positive validation over a long period, they would be affected.

89 The dependent variables in table 6 are the sum of each type of interruption occurring in a group.

90 Additional analysis (table A8) shows that the number of women also increases the chance that women complete their thoughts in the face of negative interruptions while prompting the interrupter to stop before finishing the interruption (column 1), regardless of rule. For interrupted men the effect is not significant (column 2).

91 Interestingly, the number of women also elevates the group's neutral interruptions.

92 We do not wish to make much of the effect on neutral or on elaborated neutral interruptions because they are so few.

93 These results are documented in the online appendix or in [Karpowitz and Mendelberg \(forthcoming\)](#). [AUS: Not in your References.]

94 Losada and Heaphy 2004.

95 Kathlene 1994; Mattei 1998.

96 [Karpowitz and Mendelberg forthcoming](#). We reanalyzed data on dialogue groups studied by Walsh 2007. [AUS: Not in your References.]

97 Humphreys, Fearson, and Weinstein 2011; Greig and Bohnet 2009.

98 Fung 2003.

99 Crowder-Meyer 2010.

100 Jacobs, Cook, and Delli Carpini 2009, 72.

101 E.g., Esterling, Fung, and Lee 2009.

102 Humphreys, Masters, and Sandbu 2006.

103 Mansbridge et al. 2006. In addition, many committees, juries, or other small-group meetings lack a trained moderator.

104 Hawkesworth 2003.

105 A study using a controlled experiment in two societies with significant differences in women's status illustrates this possibility. The Maasai in Tanzania are a highly patriarchal society, while the Khasi in India are matrilineal. In the patriarchal society, men in the experiment choose to enter a competition twice as often as women. In the matrilineal society, the gender gap reverses, and women are more likely to choose to compete than men; Gneezy, Leonard, and List 2009. While this study does not look at discussion, it does suggest the possibility that women's status in a society has profound consequences for women's proclivity to participate in situations where status is on the line, perhaps including meetings.

106 These effects are fully documented and elaborated in Karpowitz, Mendelberg, and Shaker 2012; and Mendelberg, Karpowitz, and Goedert, forthcoming.

107 Gutmann and Thompson 1996.

108 Macedo 1999.

109 Brown and Levinson 1987.

110 Mansbridge 1983.

111 Mutz 2006.

112 Tannen 2009; Lakoff 1975.

113 Bickford 1996, 16.

114 Ibid.

115 Chambers 2003.

116 Anderson and Honneth 2005, 113.

117 Chambers 2003, 322.

118 Habermas 1999, 332.

References

Anderson, Joel, and Axel Honneth. 2005. "Autonomy, Vulnerability, Recognition, and Justice."

In *Autonomy and the Challenges to Liberalism: New Essays*, ed. John Christman and Joel Anderson. New York: Cambridge University Press.

Anderson, Kristin J., and Campbell Leaper. 1998. "Meta-Analyses of Gender Effects on

Conversational Interruption: Who, What, When, Where and How." *Sex Roles* 39(3-4): 222-52.

Aries, Elizabeth. 1976. "Interaction Patterns and Themes of Male, Female, and Mixed Groups."

Small Group Behavior 7(1): 7-18.

Aries, Elizabeth, Conrad Gold, and Russell H. Weigel. 1983. "Dispositional and Situational

Influences on Dominance Behavior in Small Groups." *Journal of Personality and Social Psychology* 44(4): 779-86.

Bales, Robert F. 1970. *Personality and Interpersonal Behavior*. New York: Holt, Rinehart and

Winston.

Ban, Radu, and Vijayendra Rao. 2009. "Is Deliberation Equitable? Evidence from Transcripts of

Village Meetings in South India." Policy Research Working Paper 4928. Washington, DC: World Bank.

- Beck, Susan Abrams. 2001. "Acting as Women: The Effects and Limitations in Local Governance." In *The Impact of Women in Public Office*, ed. Susan J. Carroll. Bloomington: Indiana University Press.
- Beckwith, Karen, and Kimberly Cowell-Meyers. 2007. "Sheer Numbers: Critical Representation Thresholds and Women's Political Representation." *Perspectives on Politics* 5(3): 553-65.
- Bernstein, Elizabeth. 2012. "Speaking Up Is Hard to Do: Researchers Explain Why." *The Wall Street Journal* (Online). Published 07 February 2012. Accessed 19 March 2013. At <http://online.wsj.com/article/SB10001424052970204136404577207020525853492.html>.
- Besley, Timothy, Rohini Pande, Rahman Lupin, and Vijayendra Rao. 2005. "Participatory Democracy in Action: Survey Evidence from South India." *Journal of the European Economic Association* 3(2-3): 648-57.
- Bickford, Susan. 1996. *The Dissonance of Democracy: Listening, Conflict, and Citizenship*. Ithaca, NY: Cornell University Press.
- Bouas, Kelly S., and S.S. Komorita. 1996. "Group Discussion and Cooperation in Social Dilemmas." *Personality and Social Psychology Bulletin* 22(11): 1144-50.
- Brown, Penelope, and Stephen C. Levinson. 1987. *Politeness: Some Universals in Language Usage*. New York: Cambridge University Press.
- Bryan, Frank M. 2004. *Real Democracy: The New England Town Meeting and How It Works*. Chicago, IL: University of Chicago Press.
- Carli, Linda L. 1989. "Gender Differences in Interaction Style and Influence." *Journal of Personality and Social Psychology* 56(4): 565-76.

- . 1990. “Gender, Language, and Influence.” *Journal of Personality and Social Psychology*, 59(5): 941-51.
- Carroll, Susan J. 2001. “Introduction.” In *The Impact of Women in Public Office*, ed. Susan J. Carroll. Bloomington: Indiana University Press.
- Chambers, Simone. 2003. “Deliberative Democratic Theory.” *Annual Review of Political Science* 6: 307-26.
- Chattopadhyay, Raghendra, and Esther Duflo. 2004. “Women as Policy Makers: Evidence from a Randomized Policy Experiment in India.” *Econometrica* 72(5): 1409-43.
- Childs, Sarah, and Mona Lena Krook. 2006. “Should Feminists Give Up on Critical Mass? A Contingent Yes.” *Politics & Gender* 2(4): 522–30.
- Conover, Pamela J., David D. Searing, and Ivor Crewe. 2002. “The Deliberative Potential of Political Discussion.” *British Journal of Political Science* 32: 21-62.
- Crowder-Meyer, Melody. 2010. *Local Parties, Local Candidates, and Women’s Representation: How County Parties Affect Who Runs for and Wins Political Office*. Ph.D. diss., Department of Politics, Princeton University.
- Dahlerup, Drude. 2012. “Preface.” In *The Impact of Gender Quotas*, ed. Susan Franceschet, Mona Lena Krook, and Jennifer M. Piscopo. New York: Oxford University Press.
- Devine, Dennis J., Laura Clayton, Benjamin B. Dunford, Rasmey Seying, and Jennifer Price. 2001. “Jury Decision Making: 45 Years of Empirical Research on Deliberating Groups.” *Psychology, Public Policy, and Law* 73(3): 622-727.
- Dovidio, John F., Clifford E. Brown, Karen Heltman, Steve L. Ellyson, and Caroline F. Keating. 1988. “Power Displays between Women and Men in Discussions of Gender-Linked

- Tasks: A Multi-Channel Study.” *Journal of Personality and Social Psychology* 55(4): 580-87.
- Eagly, Alice H., and Blair T. Johnson. 1990. "Gender and Leadership Style: A Meta-Analysis." *Psychological Bulletin* 108(2): 233-56.
- Esterling, Kevin M., Archon Fung, and Taeku Lee. 2009. “How Much Disagreement Is Good for Democratic Deliberation? The California Speaks Health Care Reform Experiment.” Presented at the 2nd Annual West Coast Experimental Political Science Conference, Del Mar, CA, May 15.
- Fay, Nicolas, Simon Garrod, and Jean Carletta. 2000. “Group Discussion as Interactive Dialogue or as Serial Monologue: The Influence of Group Size.” *Psychological Science* 11(6): 481-86.
- Fox, Richard L., and Jennifer L. Lawless. 2011. “Gendered Perceptions and Political Candidacies: A Central Barrier to Women’s Equality in Electoral Politics.” *American Journal of Political Science* 55(1): 59-73.
- Franceschet, Susan, Mona Lena Krook, and Jennifer M. Piscopo. 2012. “Conceptualizing the Impact of Gender Quotas.” In *The Impact of Gender Quotas*, ed. Susan Franceschet, Mona Lena Krook, and Jennifer M. Piscopo. New York: Oxford University Press.
- Frohlich, Norman, and Joe Oppenheimer. 1990. “Choosing Justice in Experimental Democracies with Production.” *American Political Science Review* 84(2): 461-77.
- . 1992. *Choosing Justice: An Experimental Approach to Ethical Theory*. Berkeley: University of California Press.
- Fung, Archon. 2003. “Deliberation Where You Least Expect It: Citizen Participation in Government.” *Connections* (Fall): 30-33.

- Gastil, John, E. Pierre Deess, Philip J. Weiser, and Cindy Simmons. 2010. *The Jury and Democracy: How Jury Deliberation Promotes Civic Engagement and Political Participation*. New York: Oxford University Press.
- Gneezy, Uri, Kenneth L. Leonard, and John A. List. 2009. "Gender Differences in Competition: Evidence from a Matrilineal and a Patriarchal Society." *Econometrica* 77(5): 1637-64.
- Greig, Fiona, and Iris Bohnet. 2009. "Exploring Gendered Behavior in the Field with Experiments: Why Public Goods Are Provided by Women in a Nairobi Slum." *Journal of Economic Behavior and Organization* 70(1-2): 1-9.
- Gutmann, Amy, and Dennis Thompson. 1996. *Democracy and Disagreement*. Cambridge, MA: Harvard University Press.
- Habermas, Jurgen. 1984. *The Theory of Communicative Action*. Vol. 1, *Reason and the Rationalization of Society*. Trans. Thomas McGarthy. Boston: Beacon Press.
- . 1989. *The Structural Transformation of the Public Sphere: An Inquiry into a Category of Bourgeois Society*. Trans. T. Burger, with F. Lawrence. Cambridge, MA: MIT Press.
- . 1996. *Between Facts and Norms: Contributions to a Discourse Theory of Law and Democracy*. Cambridge, MA: MIT Press.
- . 1999. "Introduction." *Ratio Juris* 12(4): 329-35.
- Hannagan, Rebecca J., and Christopher Larimer. 2011. "Out-Group Threat and Gender Balance in Policymaking Groups." Presented at the 2nd European Conference on Politics and Gender, Central European University in Budapest, Hungary, January 13-15.
- Hawkesworth, Mary. 2003. "Congressional Enactments of Race–Gender: Toward a Theory of Raced–Gendered Institutions." *American Political Science Review* 97(4): 529-50.
- Htun, Mala, and S. Laurel Weldon. 2010. "When Do Governments Promote Women's Rights?"

- A Framework for the Comparative Analysis of Sex Equity Policy.” *Perspectives on Politics* 8(1): 207-16.
- . 2012. “The Civic Origins of Progressive Policy Change: Combating Violence against Women in Global Perspective, 1975–2005.” *American Political Science Review* 106(3): 548-69.
- Huddy, Leonie, Erin Cassese, and Mary-Kate Lizotte. 2008. “Gender, Public Opinion, and Political Reasoning.” In *Political Women and American Democracy*, ed. Christina Wolbrecht, Karen Beckwith, and Lisa Baldez. New York: Cambridge University Press.
- Humphreys, Macartan, J. Fearson, and J. Weinstein. 2011. “Democratic Institutions and Collective Action Capacity: Results from a Field Experiment in Post-Conflict Liberia.” Presented at the Annual Meeting of the American Political Science Association in Seattle, WA, September 1–4.
- Humphreys, Macartan, William A. Masters, and Martin E. Sandbu. 2006. “Democratic Deliberations: Results from a Field Experiment in São Tomé and Príncipe.” *World Politics* 58: 583-622.
- Imai, Kosuke, Luke Keel, and Dustin Tingley. 2010. “A General Approach to Causal Mediation Analysis.” *Psychological Methods* 15(4): 309-34.
- Jacobs, Lawrence R., Fay L. Cook, and Michael X. Delli Carpini. 2009. *Talking Together: Public Deliberation and Political Participation in America*. Chicago, IL: University of Chicago Press.
- James, Michael Rabinder. 2008. “Descriptive Representation in the British Columbia Citizens’ Assembly.” In *Designing Deliberative Democracy: The British Columbia Citizens’ Assembly*, ed. Mark E. Warren and Hilary Pearse. New York: Cambridge University

Press.

- Johnson, Cathryn. 1994. "Gender, Legitimate Authority, and Leader-Subordinate Conversations." *American Sociological Review* 59(1): 122-35.
- Kanter, Rosabeth M. 1977. "Some Effects of Proportions on Group Life: Skewed Sex Ratios and Responses to Token Women." *American Journal of Sociology* 82: 965-90.
- Kathlene, Lyn. 1994. "Power and Influence in State Legislative Policymaking: The Interaction of Gender and Position in Committee Hearing Debates." *American Political Science Review* 88(3): 560-76.
- Kanthak, Kristin, and George A. Krause. 2010. "Valuing Diversity in Political Organizations: Gender and Token Minorities in the U.S. House of Representatives." *American Journal of Political Science* 54(4): 839-84.
- Kaplan, Martin F., and Charles E. Miller. 1987. "Group Decision-Making and Normative versus Informational Influence: Effects of Type of Issue and Assigned Decision Rule." *Journal of Personality and Social Psychology* 53(2): 306-13.
- Karakowsky, Leonard, Kenneth McBey, and Diane L. Miller. 2004. "Gender, Perceived Competence, and Power Displays Examining Verbal Interruptions in a Group Context." *Small Group Research* 35(4): 407-39.
- Karakowsky, Leonard, and J. P. Siegel. 1999. "The Effects of Proportional Representation and Gender Orientation of the Task on Emergent Leadership Behavior in Mixed-Gender Work Groups." *Journal of Applied Psychology* 84(4): 620-31.
- Karpowitz, Christopher F., and Tali Mendelberg. [forthcoming]. *The Silent Sex: Gender, Deliberation, and Institutions*. Princeton, NJ: Princeton University Press.
- Karpowitz, Christopher F. 2006. *Having a Say: Public Hearings, Deliberation, and Democracy*

- in America*. Ph.D. diss., Department of Politics, Princeton University.
- Karpowitz, Christopher F., Tali Mendelberg, and Lee Shaker. 2012. "Gender Inequality in Deliberative Participation." *American Political Science Review* 106(3): 533- 47.
- Karpowitz, Christopher F., Tali Mendelberg, and Nicholas Goedert. [forthcoming]. "Does Descriptive Representation Encourage Women to Deliberate with a Distinctive Voice?" *American Journal of Political Science*.
- Kollock, Peter, Philip Blumstein, and Pepper Schwartz. 1985. "Sex and Power in Interaction: Conversational Privileges and Duties." *American Sociological Review* 50(1): 34-46.
- Krook, Mona Lena. 2008. "Quota Laws for Women in Politics: Implications for Feminist Practice." *Social Politics* 15(3): 345-68.
- . 2009. *Quotas for Women in Politics: Gender and Candidate Selection Reform Worldwide*. New York: Oxford University Press.
- Lakoff, Robin. 1975. *Language and Woman's Place*. New York: Harper and Row.
- Leeper, Campbell, and Melanie M. Ayres. 2007. "A Meta-Analytic Review of Gender Variations in Adults' Language Use: Talkativeness, Affiliative Speech, and Assertive Speech." *Personality and Social Psychology Review* 11(4): 328-63.
- Losada, Marcial, and Emily Heaphy. 2004. "The Role of Positivity and Connectivity in the Performance of Business Teams: A Nonlinear Dynamics Model." *American Behavioral Scientist* 47(6): 740-65.
- Macedo, Stephen. 1999. "Introduction." In *Deliberative Politics: Essays on Democracy and Disagreement*, ed. Stephen Macedo. New York: Oxford University Press.
- , ed. 2005. *Democracy at Risk: How Political Choices Undermine Citizen Participation, and What We Can Do about It*. Washington, DC: Brookings Press.

- Maltz, Daniel, and Ruth Borker. 1982. "A Cultural Approach to Male-Female Miscommunication." In *Language and Social Identity*, ed. John Gumperz. New York: Cambridge University Press.
- Mansbridge, Jane J. 1983. *Beyond Adversary Democracy*. Chicago: University of Chicago Press.
- . 1999. "Should Blacks Represent Blacks and Women Represent Women? A Contingent 'Yes.'" *Journal of Politics* 61(3): 628-57.
- Mansbridge, Jane J., Janette Hartz-Karp, Matthew Amengual, and John Gastil. 2006. "Norms of Deliberation: An Inductive Study." *Journal of Public Deliberation* 2(1): article 7.
- Mattei, Laura R. Winsky. 1998. "Gender and Power in American Legislative Discourse." *Journal of Politics* 60(2): 440-61.
- Mendelberg, Tali, Christopher F. Karpowitz, and Nicholas Goedert. Forthcoming. "Does Descriptive Representation Facilitate Women's Distinctive Voice? How Gender Composition and Decision Rules Affect Deliberation." *American Journal of Political Science*.
- Mendez, Jeanette M., and Tracy Osborn. 2010. "Gender and the Perception of Knowledge in Political Discussion." *Political Research Quarterly* 63(2): 269-79.
- Morton, Rebecca M., and Kenneth C. Williams. 2010. *Experimental Political Science and the Study of Causality*. New York: Cambridge University Press.
- Mulac, Anthony, Torberg Louisa Lundell, and James J. Bradac. 1986. "Male/female Language Differences and Attributional Consequences in a Public Speaking Situation: Toward an Explanation of the Gender-Linked Language Effect." *Communication Monographs* 53(2): 116-29.

- Mulac, Anthony, John M. Wiemann, Sally J. Widenmann, and Toni W. Gibson. 1988. "Male/female Language Differences and Effects in Same-Sex and Mixed-Sex Dyads: The Gender-Linked Language Effect and Mutual Influence." *Communication Monographs* 55(4): 315-55.
- Mutz, Diana. 2006. *Hearing the Other Side: Deliberative versus Participatory Democracy*. Cambridge: Cambridge University Press.
- Nemeth, Charlan. 1977. "Interactions between Jurors as a Function of Majority vs. Unanimity Decision Rules." *Journal of Applied Social Psychology* 7(1): 38-56.
- Ng, Sik Hung, Mark Brooke, and Michael Dunne. 1995. "Interruption and Influence in Discussion Groups." *Journal of Language and Social Psychology* 14(4): 369-81.
- Pande, Rohini, and Deanna Ford. 2011. *Gender Quotas and Female Leadership: A Review*. Washington, DC: The World Bank.
- Pearson, Kathryn, and Logan Dancey. 2011. "Elevating Women's Voices in Congress: Speech Participation in the House of Representatives." *Political Research Quarterly* 64(4): 910-23.
- Piliavin, Jane A., and Rachel R. Martin. 1978. "The Effects of the Sex Composition of Groups on Style of Social Interaction." *Sex Roles* 4(2): 281-96.
- Reingold, Beth. 2000. *Representing Women: Sex, Gender, and Legislative Behavior in Arizona and California*. Chapel Hill, NC: University of North Carolina Press.
- Reingold, Beth. 2008. "Women as Office Holders: Linking Descriptive and Substantive Representation." In *Political Women and American Democracy*, ed. Christina Wolbrecht, Karen Beckwith, and Lisa Baldez. New York: Cambridge University Press.

- Ridgeway, Cecilia L. 1982. "Status in Groups: The Importance of Motivation." *American Sociological Review* 47(1):76-88.
- . 2001. "Gender, Status, and Leadership." *Journal of Social Issues* 57(4): 637–55.
- Ridgeway, Cecilia L., and Cathryn Johnson. 1990. "What Is the Relationship between Socioemotional Behavior and Status in Task Groups?" *American Journal of Sociology* 95 (5): 1189-212.
- Ridgeway, Cecilia L., Joseph Berger, and LeRoy Smith. 1985. "Nonverbal Cues and Status: An Expectation States Approach." *American Journal of Sociology* 90(5): 955-78.
- Ridgeway, Cecilia L., and Lynn Smith-Lovin. 1999. "The Gender System and Interaction." *Annual Review of Sociology* 25: 191-216.
- Rudman, Laurie A., and Peter Glick. 2001. "Prescriptive Gender Stereotypes and Backlash toward Agentic Women." *Journal of Social Issues* 57(4): 743–62.
- Sanders, Lynn M. 1997. "Against Deliberation." *Political Theory* 25(3): 347-76.
- Sidanius, Jim, and Felicia Pratto. 1999. *Social Dominance: An Intergroup Theory of Social Hierarchy and Oppression*. New York: Cambridge University Press.
- Smith-Lovin, Lynn, and Charles Brody. 1989. "Interruptions in Group Discussions: The Effects of Gender and Group Composition." *American Sociological Review* 54(3): 424-35.
- Stromer-Galley, Jennifer. 2007. "Measuring Deliberation's Content: A Coding Scheme." *Journal of Public Deliberation* 3(1): Article 12.
- Tannen, Deborah. 1990. *You Just Don't Understand: Women and Men in Conversation*. New York: Ballantine Books.
- . 2009. "Framing and Face: The Relevance of the Presentation of Self to Linguistic Discourse Analysis." *Social Psychology Quarterly* 72(4): 300-05.

United Nations. 1995. *Beijing Declaration and Platform for Action*. The United Nations Fourth World Conference on Women. At <http://www.un.org/womenwatch/daw/beijing/platform/decision.htm>. Accessed 22 November 2013.

United Nations Department of Economic and Social Affairs, Division for the Advancement of Women. 2005. "Equal Participation of Women and Men in Decision-making Processes, with Particular Emphasis on Political Participation and Leadership." Expert Group Meeting, Addis Adaba, Ethiopia, 24-27 October 2005.
<http://www.un.org/womenwatch/daw/egm/eql-men/>. Accessed 14 June 2013.

Walsh, Katherine Cramer. 2007. *Talking About Race: Community Dialogues and the Politics of Difference*. Chicago: University of Chicago Press.

Wantchekon, Leonard. 2011. "Deliberative Electoral Campaigns and Transition from Clientelism: Evidence from a Field Experiment in Benin." Department of Politics, Princeton University Working Paper.

Wood, Wendy, and Stephen J. Karten. 1986. "Sex Differences in Interaction Style as a Product of Perceived Sex Differences in Competence." *Journal of Personality and Social Psychology* 50(2): 341-47.

Young, Iris M. 1996. "Communication and the Other: Beyond Deliberative Democracy." In *Democracy and Difference: Contesting the Boundaries of the Political*, ed. Seyla Benhabib. Princeton, NJ: Princeton University Press.

———. 2000. *Inclusion and Democracy*. New York: Oxford University Press.

———. 2001. "Activist Challenges to Deliberative Democracy." *Political Theory* 29: 670-90.

Zimmerman, Don H., and Candace West. 1975. "Sex Roles, Interruptions and Silences in Conversation." In *Language and Sex: Difference and Dominance*, ed. Barrie Thorne and Nancy Henley. Rowley, MA: Newbury House.

Figure 1. Negative proportion of negative and positive interruptions received by women from men, mixed groups

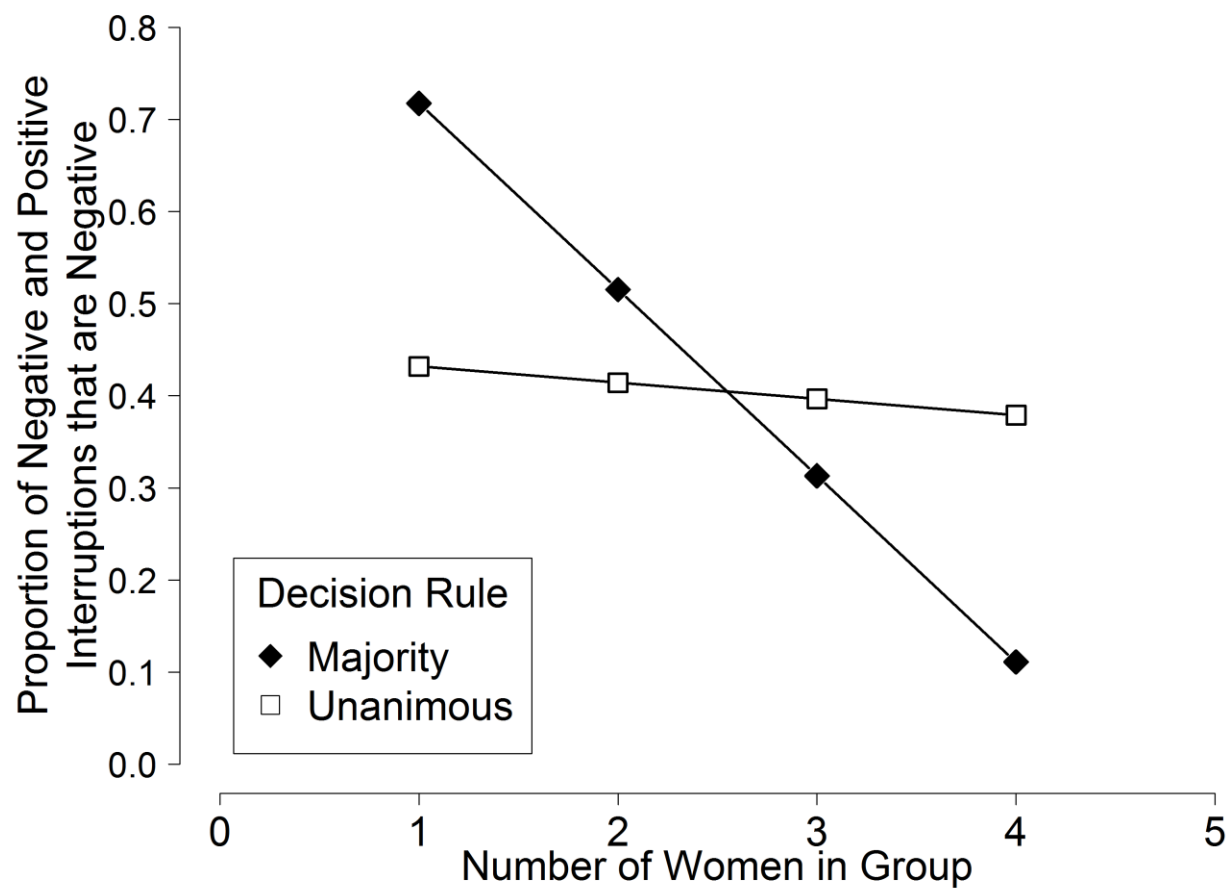


Figure 2. Ratio of women's to men's positively interrupted speaking turns, mixed groups

(raw)

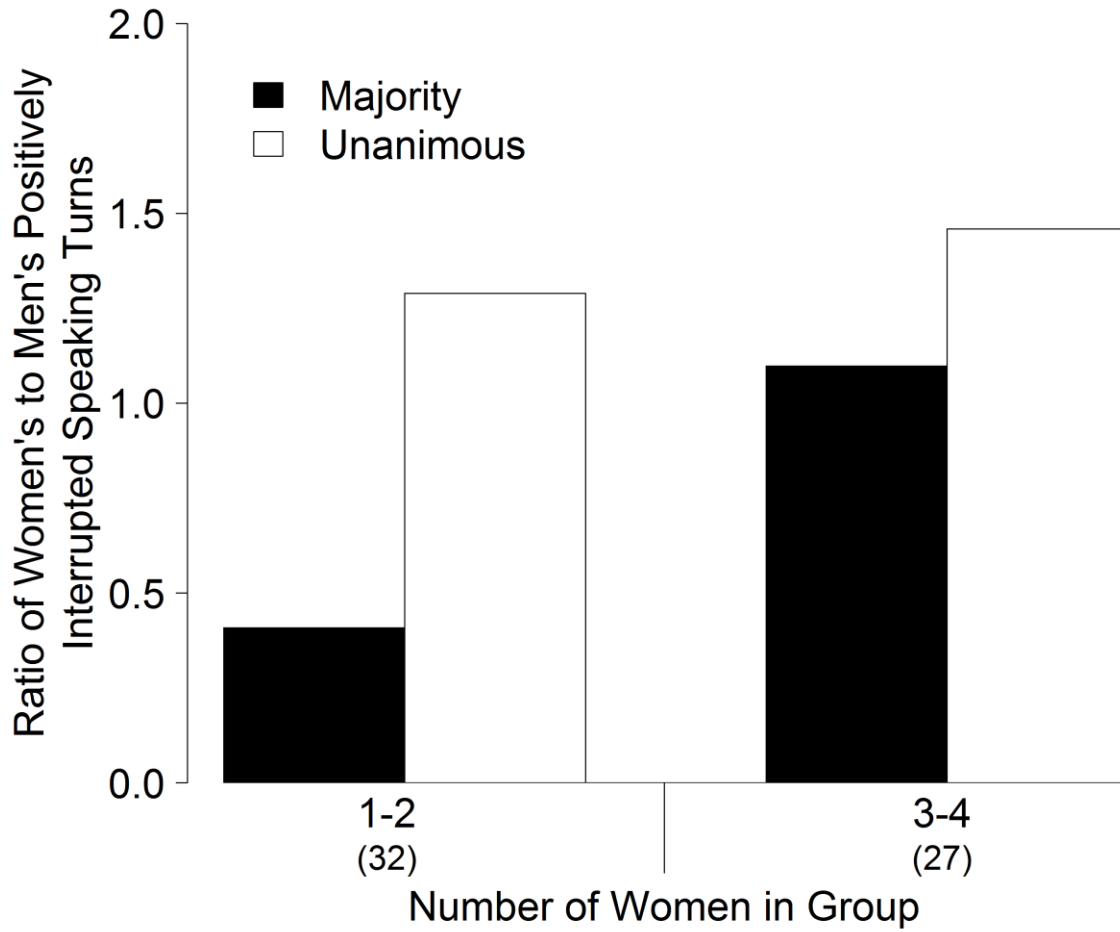


Figure 3. Proportion of women's speaking turns receiving a positive interruption, mixed groups

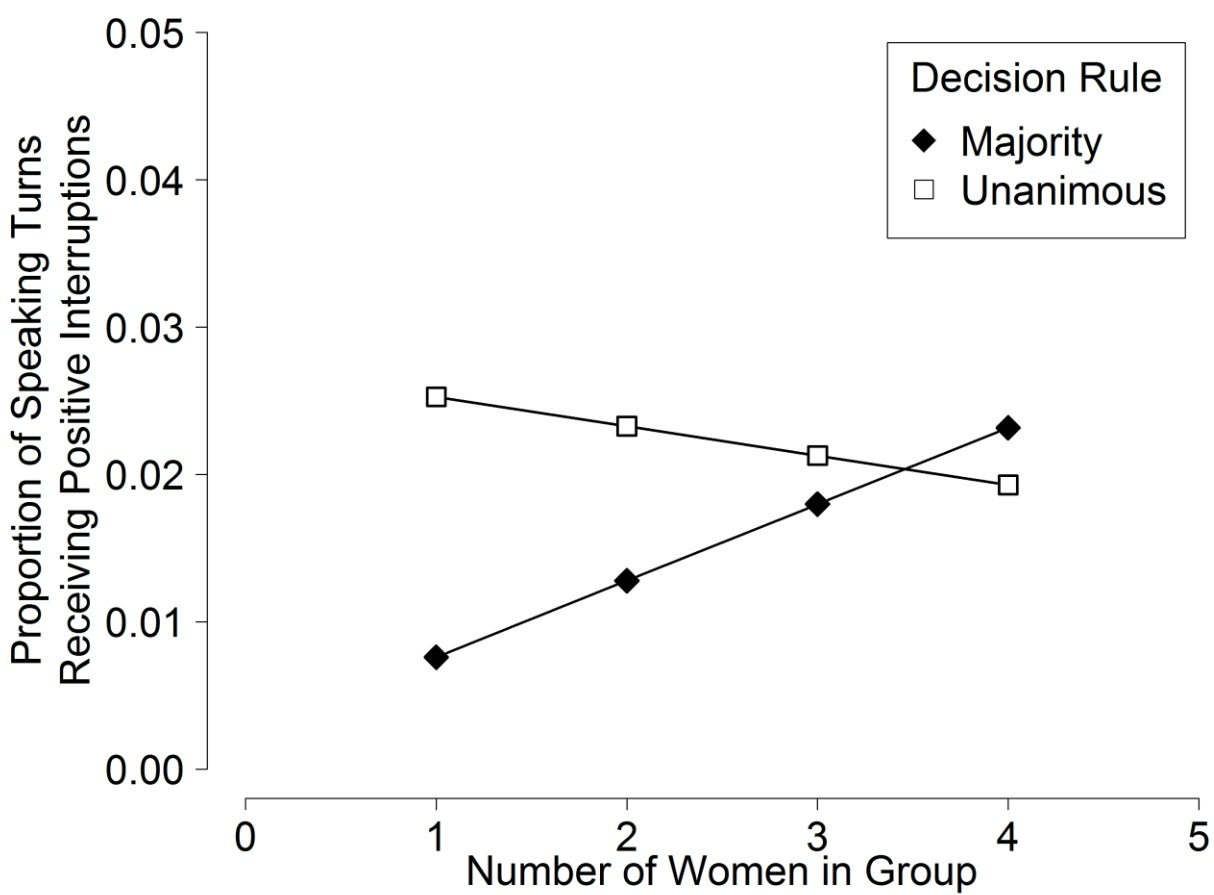
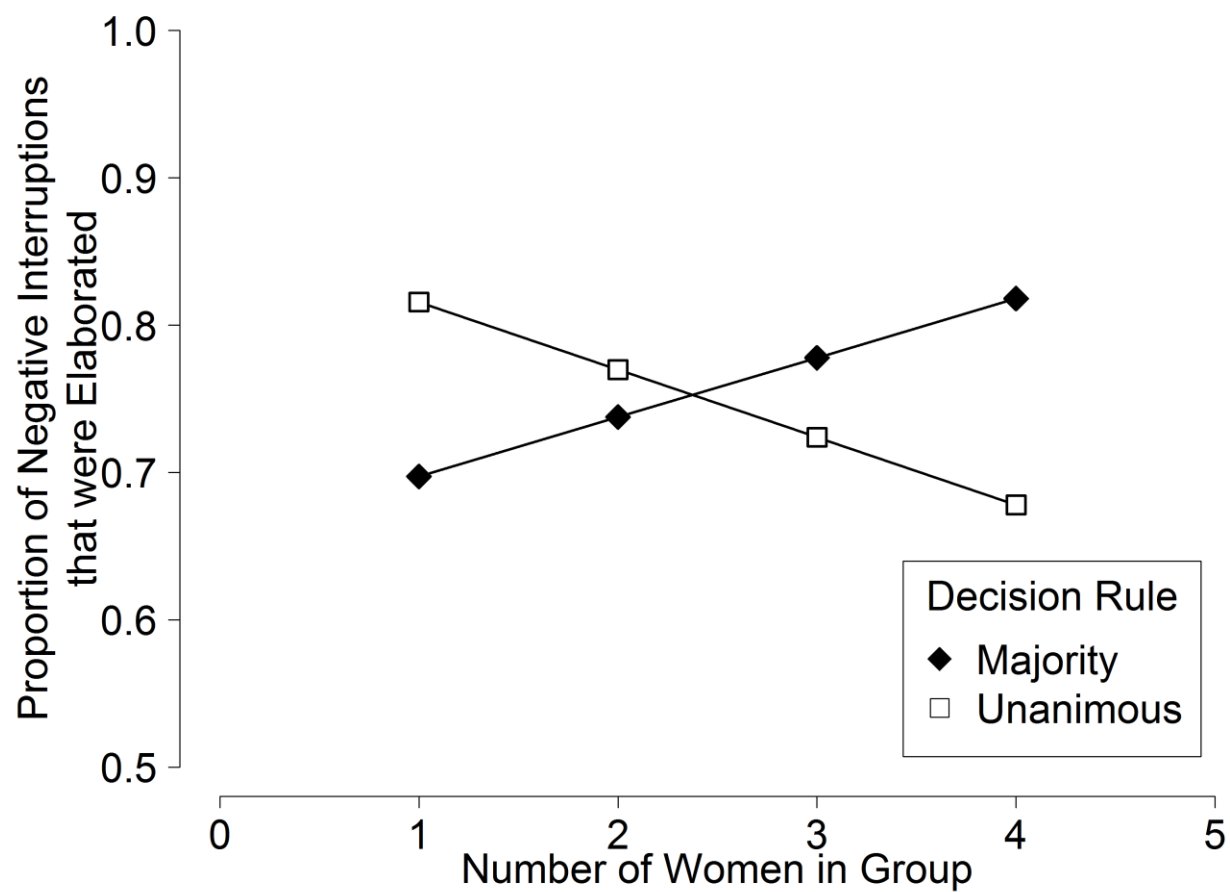


Figure 4. Elaborated proportion of negative interruptions received by women from men and women, mixed groups



Note: Based on predicted values from table A3, column 1.

Figure 5. Elaborated proportion of positive interruptions received by women from men, mixed groups only

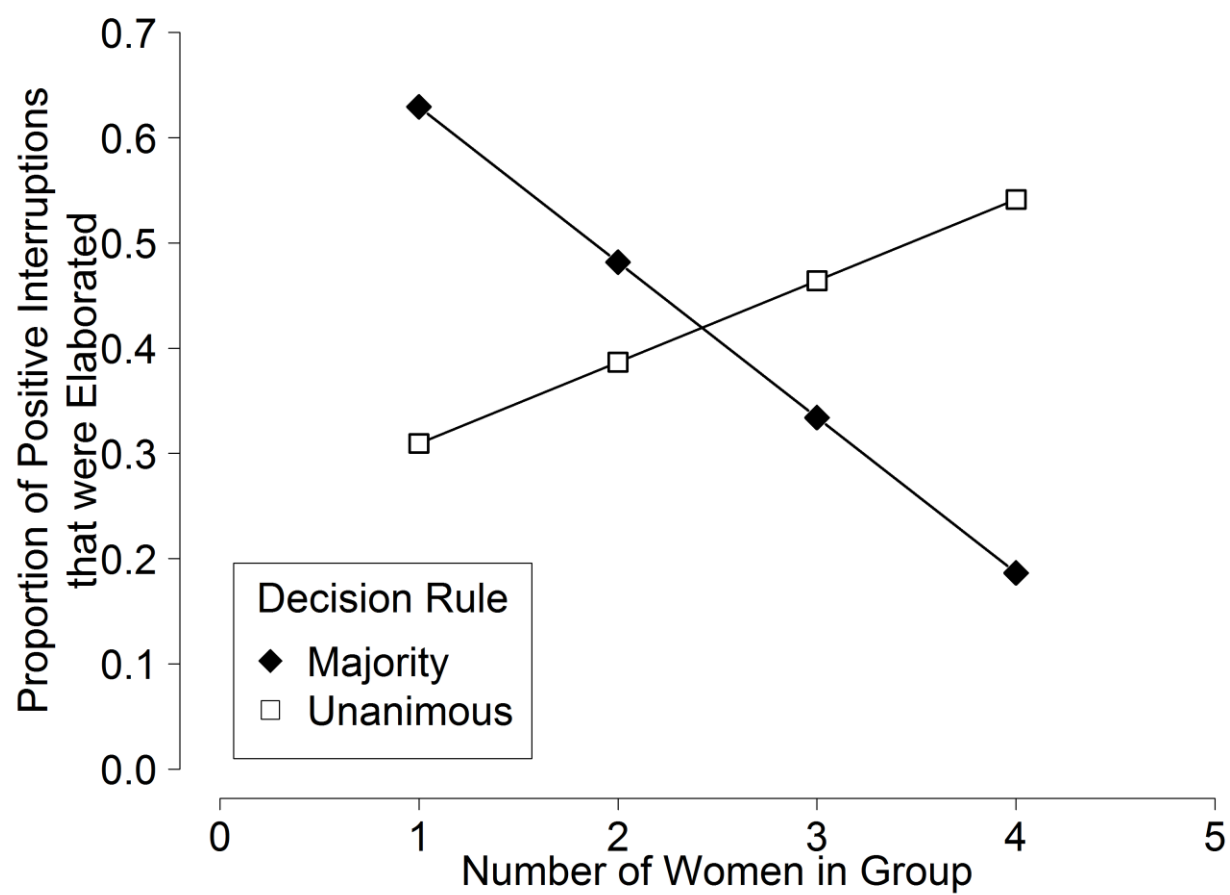
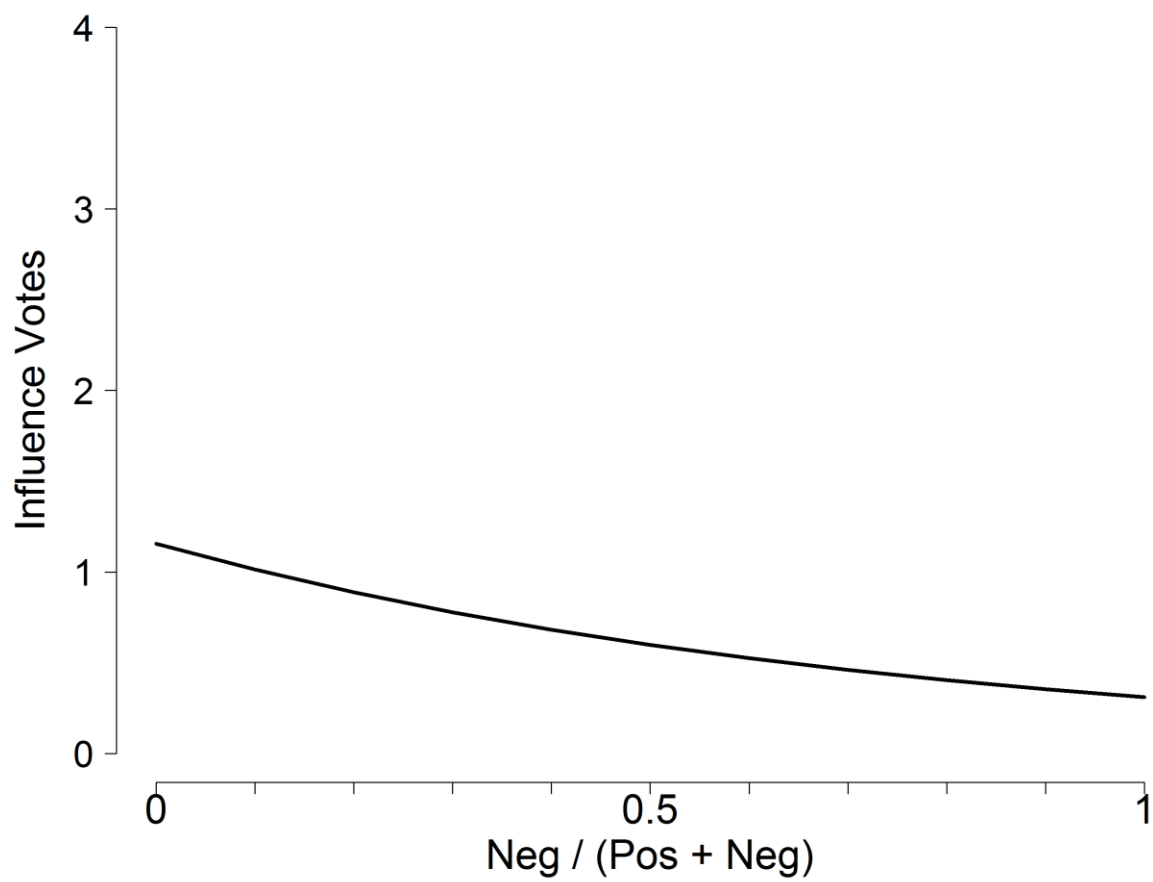


Figure 6. Effect of negative interruptions on perceptions of women's influence, mixed groups



Note: Predicted values from table 4, panel A, column 1.

Table 1. Negative proportion of men's and women's interruptions received, separately by male and female interrupters, mixed groups

	(1) Women from men	(2) Women from women	(3) Men from men	(4) Men from women
Majority rule	0.470** (0.205)	0.066 (0.373)	0.078 (0.159)	-0.041 (0.124)
Number of women	-0.018 (0.052)	-0.109* (0.060)	0.050 (0.060)	0.002 (0.036)
Majority rule x number of women	-0.185*** (0.068)	-0.038 (0.105)	-0.118 (0.093)	0.045 (0.055)
Number of speaking turns	0.004*** (0.001)	0.003** (0.001)	0.003** (0.001)	0.003*** (0.001)
Egalitarianism	0.040 (0.244)	-0.556** (0.223)	-0.277 (0.229)	0.021 (0.167)
Number of egalitarians	0.089** (0.042)	0.106*** (0.038)	0.008 (0.038)	-0.078* (0.040)
Constant	-0.068 (0.190)	0.729** (0.277)	0.246* (0.137)	0.277** (0.125)
Observations	102	94	107	111
R-squared	0.24	0.17	0.13	0.12
Control for experimental location	Yes	Yes	Yes	Yes

Robust standard errors in parentheses

*** $p < 0.01$, ** $p < 0.05$, * $p < 0.10$

Table 2. Proportion of turns receiving positive and negative interruptions, mixed groups

	Women		Men	
	(1) Positive	(2) Negative	(3) Positive	(4) Negative
Majority rule	-0.025** (0.011)	0.003 (0.008)	0.005 (0.007)	-0.004 (0.005)
Number of women	-0.002 (0.003)	-0.001 (0.002)	0.000 (0.003)	-0.001 (0.001)
Majority rule x number of women	0.007* (0.004)	-0.003 (0.003)	-0.003 (0.003)	0.001 (0.002)
Egalitarianism	-0.020** (0.010)	-0.011 (0.007)	0.013 (0.009)	-0.000 (0.007)
Number of egalitarians	-0.001 (0.002)	0.005*** (0.001)	0.001 (0.002)	0.001 (0.001)
Constant	0.041*** (0.011)	0.012* (0.006)	0.018*** (0.005)	0.014*** (0.004)
Observations	157	157	163	163
R-squared	0.07	0.11	0.04	0.03
Control for experimental location	Yes	Yes	Yes	Yes

Robust standard errors in parentheses

*** p<0.01, ** p<0.05, * p<0.10

Table 3. Elaborated proportion of positive interruptions to women from men, mixed groups

Majority rule	0.545** (0.239)
Number of women	0.077 (0.058)
Majority rule x number of women	-0.225*** (0.079)
Egalitarianism	0.022 (0.284)
Number of egalitarians	-0.003 (0.047)
Constant	0.232 (0.208)
Observations	83
R-squared	0.11
Control for experimental location	Yes

Robust standard errors in parentheses

*** $p < 0.01$, ** $p < 0.05$, * $p < 0.10$

Table 4.

Panel A. Effect of negative proportion of interruptions received on others' ratings of speaker's influence, all groups

	Women		Men	
	(1) Mixed	(2) Enclave	(3) Mixed	(4) Enclave
Neg / (Pos + Neg)	-1.315*** (0.388)	-1.098** (0.537)	-0.541* (0.318)	-0.631 (0.715)
Egalitarianism	-0.181 (0.300)	-1.474* (0.820)	-0.552 (0.488)	-1.357* (0.754)
Number of speaking turns	0.019*** (0.005)	0.011*** (0.004)	0.011*** (0.002)	0.024*** (0.007)
Constant	-0.947** (0.472)	0.083 (0.561)	0.035 (0.231)	-1.156** (0.585)
Alpha	0.646 (0.319)	0.516 (0.315)	0.138 (0.119)	0.371 (0.349)
Observations	128	65	141	59
Control for experimental location	Yes	Yes	Yes	Yes

Note: Coefficients from a negative binomial model

Robust standard errors in parentheses

*** p<0.01, ** p<0.05, * p<0.10

Panel B. Effect of negative proportion of interruptions received on self-rating of speaker's efficacy, all groups

	Women		Men	
	(1) Mixed	(2) Enclave	(3) Mixed	(4) Enclave
Neg / (Neg + Pos)	-0.132** (0.053)	0.084 (0.156)	-0.039 (0.052)	-0.036 (0.063)
Egalitarianism	-0.018 (0.088)	0.039 (0.170)	-0.035 (0.112)	0.006 (0.109)
Number of speaking turns	0.001 (0.001)	0.002 (0.001)	0.001 (0.001)	0.003*** (0.001)
Constant	0.688*** (0.059)	0.471*** (0.131)	0.690*** (0.055)	0.580*** (0.051)
Observations	128	65	141	59
R-squared	0.07	0.05	0.02	0.27
Control for experimental location	Yes	Yes	Yes	Yes

Robust standard errors in parentheses

*** p<0.01, ** p<0.05, * p<0.10

Table 5. Effect of the proportion of speaking turns receiving positive interruptions on women's *Proportion Talk*

	Women in enclaves		Minority female (1-2 women)				Majority female (3-4 women)			
	Majority rule (1)	Unanimous rule (2)	Majority rule From women (3)	Unanimous rule From men (4)	Majority rule From women (5)	Unanimous rule From men (6)	Majority rule From women (7)	Unanimous rule From men (8)	Majority rule From women (9)	Unanimous rule From men (10)
Prop. w/ Positive	0.960 (0.664)	0.202 (0.502)	-0.701 (0.744)	3.157** (1.257)	0.779 (0.901)	-0.465 (0.922)	2.453*** (0.358)	-0.085 (0.587)	0.838 (0.584)	0.624 (0.419)
Constant	0.176*** (0.017)	0.193*** (0.017)	0.174*** (0.029)	0.115*** (0.024)	0.157*** (0.014)	0.190*** (0.037)	0.140*** (0.011)	0.190*** (0.017)	0.159*** (0.016)	0.162*** (0.018)
Observations	40	35	14	23	12	22	53	53	59	59
R-squared	0.05	0.00	0.02	0.16	0.06	0.01	0.34	0.00	0.04	0.05
Prop. w/ Positive	1.025 (0.759)	0.216 (0.650)	-0.368 (0.853)	2.143** (0.854)	0.620 (0.886)	-0.103 (0.854)	2.481*** (0.325)	-0.077 (0.644)	0.751 (0.540)	0.528 (0.420)
Egalitarianism	-0.033 (0.043)	-0.002 (0.179)	-0.194** (0.068)	-0.224** (0.098)	0.167 (0.370)	0.210 (0.158)	0.042 (0.047)	0.017 (0.076)	-0.074 (0.073)	-0.072 (0.073)
Constant	0.187*** (0.032)	0.193 (0.105)	0.223*** (0.047)	0.208*** (0.055)	0.034 (0.184)	0.048 (0.084)	0.118*** (0.025)	0.171*** (0.045)	0.211*** (0.039)	0.211*** (0.041)
Observations	40	35	14	23	12	22	53	53	59	59
R-squared	0.05	0.00	0.12	0.26	0.43	0.14	0.35	0.01	0.07	0.07
Control for experimental location	Yes	Yes	Yes	Yes	Yes	Yes	Yes	Yes	Yes	Yes

Note: Dependent variable in all models is *Proportion Talk*. Independent-level analysis. Cluster robust standard errors in parentheses.
 *** p<0.01, ** p<0.05, * p<0.10

Table 6. Group-level effects on total number of interruptions, mixed-gender and enclave groups

	Positive		Negative		Neutral	
	(1) All	(2) Elaborated	(3) All	(4) Elaborated	(5) All	(6) Elaborated
Mixed-gender groups only						
Majority rule	1.34 (6.58)	2.30 (4.18)	3.20 (4.18)	1.64 (3.39)	-0.53 (1.87)	-0.42 (1.19)
# of women	1.10 (1.68)	0.85 (1.07)	0.10 (1.07)	-0.29 (0.86)	0.79 (0.48)	0.59* (0.30)
Majority rule x # of women	-0.81 (2.39)	-1.33 (1.52)	-1.27 (1.52)	-0.71 (1.23)	-0.09 (0.68)	-0.04 (0.43)
# of speaking turns	0.09*** (0.02)	0.05*** (0.01)	0.09*** (0.01)	0.07*** (0.01)	0.03*** (0.00)	0.02*** (0.00)
# of egalitarians	-0.23 (1.43)	-0.75 (0.91)	0.50 (0.91)	0.44 (0.74)	-0.76* (0.41)	-0.42 (0.26)
Constant	0.28 (6.22)	-1.23 (3.95)	-9.15** (3.95)	-6.43** (3.20)	-1.50 (1.76)	-1.28 (1.13)
Observations	64	64	64	64	64	64
R-squared	0.47	0.37	0.65	0.64	0.54	0.46
Control for experimental location	Yes	Yes	Yes	Yes	Yes	Yes
Mixed-gender groups and enclaves						
Majority rule	1.66 (4.36)	0.68 (2.39)	-0.47 (2.48)	-1.07 (2.05)	0.13 (1.26)	-0.34 (0.83)
# of women	2.41** (1.01)	1.14** (0.55)	0.08 (0.58)	-0.28 (0.47)	0.53* (0.29)	0.27 (0.19)
Majority rule x # of women	-0.76 (1.43)	-0.43 (0.78)	0.47 (0.81)	0.53 (0.67)	-0.05 (0.41)	0.14 (0.27)
# of speaking turns	0.12*** (0.01)	0.06*** (0.01)	0.09*** (0.01)	0.07*** (0.01)	0.03*** (0.00)	0.02*** (0.00)
# of egalitarians	-2.47** (1.18)	-1.57** (0.65)	-0.63 (0.67)	-0.42 (0.55)	-0.97*** (0.34)	-0.57** (0.22)
Constant	-3.05 (4.91)	-1.85 (2.69)	-7.62*** (2.80)	-5.20** (2.30)	-1.57 (1.42)	-0.97 (0.93)
Observations	94	94	94	94	94	94
R-squared	0.60	0.53	0.69	0.68	0.57	0.48
Control for experimental location	Yes	Yes	Yes	Yes	Yes	Yes

Note: Group-level analysis. Standard errors in parentheses. *** $p < 0.01$, ** $p < 0.05$, * $p < 0.10$