




Bobcat®

GENUINE PARTS TIRES



100%
**GENUINE
PARTS**
Totally Bobcat®

Protect your investment and residual value
with Bobcat genuine parts

One Tough Animal®

SKID STEER LOADERS PNEUMATIC TIRES

As Bobcat Skid Steer Loaders are enormously variable machines, used for many different tasks in changing conditions and environments, no single tire can serve all purposes. Choosing the best tire is important for machine traction, flotation, wear and overall performance. Tires with the correct pattern, height, width and ply rating will maintain proper operating efficiency and ensure support of maximum loads. Depend on genuine Bobcat tires for performance, reliability and superior results in all your tough jobs.

Standard Duty

Designed for maximum traction and grip in off-road conditions. Wide and deep centre lugs add extra traction and provide enhanced clean-out. Rim protector and thick sidewalls protect wheel from impact damage. Created for normal machine-hour applications, such as agriculture, rental, landscaping, and general construction.

- Durable tread compound prevents downtime and increases productivity.
- Thick sidewalls for greater damage and puncture resistance.
- Special bead guard for tire and wheel protection.



Soft surface traction	
Load capacity	
Puncture protection	
Tire life	

Heavy Duty

Increase your protection against punctures and wheel damage with the extra thick sidewalls, bead guards, higher ply rate and added under-thread protection on Bobcat heavy duty tires. Superior quality rubber, self-cleaning abilities and high ply rating make these tires ideal for rough, high-hour applications such as rental, construction, landscaping and industrial jobs.



Soft surface traction	
Load capacity	
Puncture protection	
Tire life	

- Strong, durable tread compound resists chunking and separation.
- Special bead guard for tire and rim protection.
- Durable sidewall provides high resistance to flats and punctures.
- Proven and tested tread compound for better wear and resistance to flats compared to standard tires.

Severe Duty

When your job site demands an aggressive long-lasting tire for mixed and hard surfaces, choose the Bobcat severe duty tire. It's designed to take on more abuse than conventional tires, as well as provide good self-cleaning characteristics. The great tread depth and massive lug-to-void ratio increase life and reduce downtime. Ideal performers in construction, recycling, industrial, rental, and other severe applications.

- High ply-ratings to minimize flats, increase service life and reduce downtime due to cuts and punctures.
- Deep tread to maximize life.
- High lug-to-void tread ratio performs well on aggressive surfaces.
- Strong sidewall protection against cuts, punctures and side impacts.







Soft surface traction	
Load capacity	
Puncture protection	
Tire life	

Hard Duty (L5)

A tough, durable L5 tire with exceptionally long life for hard, abrasive and aggressive surfaces. With enhanced tread and side impact resistance, it's ideally suited to tackle most demanding applications such as paving, demolition, waste and recycling. This tire is all about resistance.



- Extra deep tread to maximize life, minimize flats and downtime due to cuts and punctures.
- 80 % lug-to-void ratio performs well on aggressive surfaces.
- Excellent protection against tread impacts.
- Reinforced sidewall for improved side impact resistance and greater stability.

Soft surface traction	
Load capacity	
Puncture protection	
Tire life	

Super Float and Turf

The super-wide tread and sidewalls of super float and turf tires are designed to perform in soft or wet soil conditions and on lawns in applications including parks, cemeteries, sports grounds, golf courses, nurseries, sugar sand and beaches. At the recommended air pressure, these tires provide 85% more footprint area than conventional tires.

Super float tires eliminate the need for an expensive and cumbersome track system. If your job requires extra flotation, super-float tires will keep you moving.

Turf tire is engineered to provide superior flotation characteristics to minimize harm. They perform great when your work needs to be extra ground-conscious, but they still offer excellent traction.



- Increased footprint minimizing surface damage and grass tearing up.
- Work well in deep sand and swampy areas.
- Pattern providing traction and grip in soft and loose conditions.

Soft surface traction	
Load capacity	
Puncture protection	
Tire life	

SKID STEER LOADERS PNEUMATIC TIRES

SIZE	TYPE	PLY RATING	P/N	TIRE OUTSIDE DIAMETER (IN / MM)	TIRE ACTUAL WIDTH (IN / MM)	STATIC LOAD CAPACITY (LB / KG)	INFLATION PRESSURE (BAR / PSI)	FITS ON
5.7 × 12	Standard	6	6987697	22.3 / 566	6 / 152	2293 / 1040	4.2 / 60	S70
	Heavy	6	6987698	23 / 585	6.2 / 157	2293 / 1040	4.2 / 60	
8.5 × 12	Standard	6	6987699	22.5 / 572	8.4 / 213	2866 / 1300	3.5 / 50	S70
	Heavy	6	6987700	22.8 / 578	8.3 / 210	2866 / 1300	3.5 / 50	
	Turf	6	7109709	22.4 / 569	8.3 / 210	1664 / 755	3.0 / 44	
8.5 × 15	Standard	6	6987701	26.7 / 679	8.4 / 213	3924 / 1780	3.1 / 44	S100
	Heavy	6	6987702	26.8 / 680	8.3 / 210	3924 / 1780	3.1 / 44	
10.5 × 15	Heavy	8	6987703	27 / 686	10.5 / 254	5829 / 2644	5.2 / 75	S100
7 × 15	Heavy	8	7245025	29.9 / 760	7.5 / 193	3638 / 1650	5.2 / 75	S450
10 × 16.5	Standard	8	6987704	30 / 763	10.8 / 275	6526 / 2960	4.2 / 60	S450, S510, S530, S550, S570, S590
	Heavy	10	6987705	31.1 / 790	10.8 / 275	7452 / 3380	5.2 / 75	
	Severe	10	6987706	30.9 / 786	10.8 / 275	7452 / 3380	5.2 / 75	
	L5	10	7273499	30.9 / 786	10.7 / 272	7452 / 3380	5.2 / 75	
13 × 16.5	Super float	10	6987715	31.5 / 787	13.1 / 333	8488 / 3850	4.9 / 70	S510, S530, S570, S590
15.5 × 15	Heavy	8	6987710	30.8 / 782	15.2 / 385	5886 / 2670	3.1 / 44	S630, S650
12 × 16.5	Standard	10	6987707	32.3 / 820	12.6 / 321	8863 / 4020	4.5 / 64	S630, S650, S770, A770
	Heavy	12	6987708	32.5 / 826	13 / 330	9987 / 4530	5.5 / 80	
	Severe	12	6987709	32.7 / 831	12.6 / 321	10030 / 4550	5.5 / 80	
	L5	12	7273498	32.8 / 833	12.7 / 323	10030 / 4550	5.5 / 80	
15.5 × 16.5	Super float	12	6987711	32.6 / 829	15.2 / 386	10097 / 4580	4.1 / 59	S630, S650, S770, A770
14 × 17.5	Heavy	14	6987714	36.7 / 932	13.9 / 352	13490 / 6120	5.5 / 80	S850
	Severe	14	6987716	36.6 / 930	13.8 / 351	13490 / 6120	5.5 / 80	

SKID STEER LOADERS SOLID AIR AND TWIN FLEX TIRES

Eliminate downtime and money spent due to flat tires and enjoy longer tire life with Bobcat Solid Air and Twin Flex Tires. These tires last at least 3 times longer than pneumatic tires. With a tear strength that is more than double the strength of most pneumatic tires and absolute puncture resistance, you will experience better resistance to cutting and chunking.

Solid Air Tires cushion holes guarantee lower vibration, compared to full solid tires, giving more rider comfort while offering high load capacity and cracking resistance. Twin Flex Tires offer unmatched tire performance on various applications, reduced machine bouncing and uncompromised operator comfort. Their multiple rows of cushioning holes improve the flexibility and vibration damping and mimic the comfort characteristics of pneumatic tires.

Soft surface traction	
Load capacity	
Puncture protection	
Tire life	

1. Delivered mounted on rims for fastest and easiest replacement. Separate tires are also available
2. Pattern for maximum off-road traction and excellent clean-out
3. Cushioning holes in the sidewall for shock absorption, smooth and stable ride
4. Zero flats and downtime for lowest operating costs



- Best of both worlds: strength, stability, flat resistance of solid tires with the smooth, cushioned and comfortable ride of pneumatic.
- Longevity: last 3 to 5 times longer than pneumatic tires.
- Toughness: keep running even if a big part of it is cut off.
- Economic: prevent downtime from cuts, tears and punctures even in the most severe operating conditions.
- Equipment proof: sharp attachments, over-the-tire tracks and equipment used on the job site might be a hazard to the tires. Solid tires enable any machine to work safely even with the most demanding attachments installed.
- Tire and rim sold assembled and ready to mount on your machine.
- Particularly recommended for: demolition, rocky terrain, construction, scrap and recycling yards, mining and quarrying.



SKID STEER LOADERS SOLID AIR AND TWIN FLEX TIRES

SIZE	TYPE	SIDE	P/N	TIRE OUTSIDE DIAMETER (IN / MM)	TIRE ACTUAL WIDTH (IN / MM)	STATIC LOAD CAPACITY (LB / KG)	CUSHION ROWS	FITS ON
23 × 5.7 - 12 (5.7 × 12)	Solid Air Assembly	Left / right	7332629	22.4 / 569	5.7 / 145	2625 / 1190	1	S70
23 × 8.5 - 12 (8.5 × 12)	Solid Air Assembly	Left	6987749	22.8 / 579	7.3 / 185	3305 / 1500	1	S70
		Right	6987748					
27 × 8.5 - 15 (8.5 × 15)	Solid Air Assembly	Left	6987679	26.8 / 680	7.9 / 200	4410 / 2000	1	S100
		Right	6987678					
30 × 8.5 - 16 (8.5 × 16)	Twin Flex Assembly	Left	6987681	30.2 / 767	7.4 / 188	4190 / 1900	2	S450, S510, S530, S550, S570, S590
		Right	6987680					
30 × 10 - 16 (10 × 16.5)	Twin Flex Assembly	Left	6987683	30.2 / 767	9.1 / 231	6600 / 2990	2	S450, S510, S530, S550, S570, S590
		Right	6987682					
31 × 10 - 20 (10 × 16.5)	Solid Air Assembly	Left	7246212	30.7 / 781	9.3 / 237	10350 / 4695	1	S450, S510, S530, S550, S570, S590
		Right	7246213					
33 × 12 - 16 (12 × 16.5)	Twin Flex Assembly	Left - 203.2 mm (8") circle bolt Ø	6987685	32.7 / 831	10.8 / 274	7695 / 3490	2	S630, S650
		Right - 203.2 mm (8") circle bolt Ø	6987684					
		Left - 273 mm (10.75") circle bolt Ø	6904633	32.7 / 831	10.8 / 274	7695 / 3490	2	S630, S650, S770, A770
		Right - 273 mm (10.75") circle bolt Ø	6904634					
33 × 12 - 20 (12 × 16.5)	Solid Air Assembly	Left	7246214	32.7 / 831	11.3 / 287	13350 / 6055	1	S630, S650
		Right	7246215					
36 × 14 - 20 (14 × 17.5)	Solid Air Assembly	Left	7312253	36 / 910	12.6 / 320	15850 / 7175	1	S850
		Right	7312254					
	Twin Flex Assembly	Left	6987775	36 / 914	13.5 / 343	10580 / 4800	2	
		Right	6987776					



Some measurements have been rounded to the nearest number. Specifications are provided for comparison purposes only and are subject to change without notice.

IMPORTANT: Inflate tires to the maximum pressure shown on the sidewall of the tire. Check tire pressure frequently and always maintain the correct tire pressure. Use tires with the correct load rating for proper operation.

WARNING: AVOID INJURY OR DEATH. Do not inflate the tires above the recommended pressures shown in the Operation & Maintenance Manual, or on the side of the tire. **DO NOT** mix brands of tires used on the same equipment. Check tires regularly for wear, damage and pressure. The rim flange must be cleaned and free of rust. Installing, or repairing a tire on the rim must be done by qualified personnel with the proper equipment. Failure to use correct tire mounting procedure can cause an explosion which can result in injury or death.

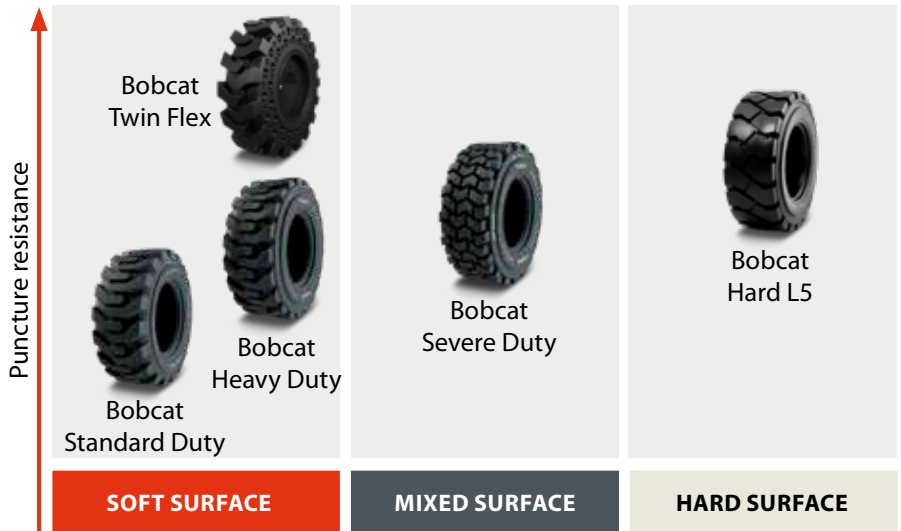
SKID STEER TIRES

CHOOSE THE RIGHT ONE FOR YOUR JOB

Know your application and the type of surface you are working on. Tires can be a significant part of your operation costs, and the cheapest option isn't the best in most cases.

- What is the severity of conditions and how much traction is required?
- Is the surface mostly soft, mixed or hard?
- Do you need extra protection?

Knowing the answers will help you choose the best performing tire for a given job and type of terrain. It might not be the cheapest initially, but it will save you money in the long run.



Does your machine operate on mixed surface which is predominantly soft and loose? Is the best possible traction and power transfer in soft condition required?

Directional pattern found on our Standard Duty tires is the best for this application.

When standard duty is not tough enough and added protection and puncture resistance is needed, choose Heavy Duty tires to do the job.



Are you working on mixed terrain, favoring hard surface over soft?

Versatile Severe duty tire with higher lug-to-void ratio is better suited for this job. With increased ply rate, higher durability and cut resistance, it endures aggressive surfaces for longer, provides higher rim protection and delivers enough traction everywhere except deep mud, soft soil or sand.



Is the surface mostly hard or abrasive?

Then our L5 tire is another step. This tough, hard-wearing and long-lasting tire is all about resistance and durability, with enough traction for occasional off-road jobs.

TELESCOPICS PNEUMATIC TIRES

Telescopic Handlers and Loaders performing heavy-duty and high-productivity jobs rely on stability, balance, and traction offered by our engineering approved tires. Exceptional damage resistance and excellent traction even in wet and difficult conditions are crucial to the proper operation of your Bobcat telescopic machine.

AGRICULTURAL		SEMI-INDUSTRIAL, MULTI-PURPOSE		SEVERE, HARD SURFACE
				
XMCL	T37 Stabilarge	TM R4	SP T9 MPT	Bibload
				
MPT-06	Hauler SKS	Power CL	AR-01	TRI Steel



TELESCOPICS PNEUMATIC TIRES					
RIM DIAMETER	SIZE	BRAND	APPLICATION	PATTERN	P/N
17"	15 × 55 × 17	Mitas	Agricultural	MPT-06	85980.1
17.5"	35 × 14 × 17.5	Camso	Agricultural	Hauler SKS	6987714
20"	400 / 70-20	Dunlop	Agricultural	T37 Stabilarge	7160222
		Michelin	Hard surface	Bibload	7265291
	Michelin	Agricultural	XMCL	7284862	
	405 / 70-20	Dunlop	Semi-industrial	SP T9 MPT	7192649
Camso		Multi-purpose	TM R4	7253906	
22.5"	445 / 65-22.5	Mitas	Multi-purpose	AR-01	7014959
		Mitas	Agricultural	MPT-06	7021769
24"	400 / 70-24	Michelin	Agricultural	XMCL	7246047
		Michelin	Multi-purpose	Power CL	7176736
	Camso	Multi-purpose	TM R4	7230672	
	405 / 70-24	Dunlop	Semi-industrial	SP T9 MPT	7192650
	460 / 65-24	Nokian	Severe, recycling	TRI Steel	7192651
	460 / 70-24	Michelin	Agricultural	XMCL	7160204
500 / 70-24	Michelin	Agricultural	XMCL	7188516	

BACKHOE LOADERS PNEUMATIC TIRES



Whatever your job is – digging, trenching, breaking or material handling – Bobcat Backhoe Loaders tires are the right choice keeping up your pace. They provide excellent grip and great stability in all operations. High load capacity and outstanding puncture resistance complete the versatile package.

BACKHOE LOADERS PNEUMATIC TIRES

SIZE	MOUNTING SIDE	BRAND	B700	B730	B750	B780
9.0 - 16	Front	MICHELIN	7301867 (2WD)	-	-	-
		PETLAS	7289988 (2WD)	-	-	-
12.5 - 18	Front	MICHELIN	7301868 (4WD)	7301868	7301868	-
		PETLAS	7289983 (4WD)	7289983	7289983	-
14.5 - 20	Front	MICHELIN	-	-	7301869	-
		PETLAS	-	-	7293064	-
16.9 - 28	Front	MICHELIN	-	-	-	7301870
		PETLAS	-	-	-	7289982
16.9 - 28	Rear	MICHELIN	7301870	7301870	7301870	7301870
		PETLAS	7289982	7289982	7289982	7289982



Bobcat is a Doosan Company.
Doosan is a global leader in construction equipment, power & water solutions, engines, and engineering proudly serving customers and communities for more than a century. Bobcat and the Bobcat logo are registered trademarks of Bobcat Company in the United States and various other countries.
©2018 Bobcat Company. All Rights Reserved.



Bobcat®

www.bobcat.com

Certain specification(s) are based on engineering calculations and are not actual measurements. Specification(s) are provided for comparison purposes only and are subject to change without notice. Specification(s) for your individual Bobcat equipment will vary based on normal variations in design, manufacturing, operating conditions, and other factors. Pictures of Bobcat units may show other than standard equipment.