



# Getting Started with Virtual Storytimes



Renee Grassi, Youth Services Manager  
Dakota County Library (Minnesota)

# About Renee



## Youth Services Manager, Dakota County Library

- Chicago native, Minnesota transplant
- Graduate of Dominican University GSLIS Program
- 13 years in public libraries
- Storytimer for 12 years
- Auntie to 6 nieces and nephews
- Cat Mama to Sanchez, Gus, and Fibonacci

Learn more at [reneeegrassi.com](https://reneeegrassi.com)

# Agenda

- Goals & Outcomes
- Virtual Storytime Planning
  - Research
  - Virtual Platforms
  - Technology Tools
  - Writing a Script
  - Book Selection
  - Copyright & Permissions
- Literacy-Rich Virtual Environments
- Supporting Accessibility & Inclusion
- Finding Your Virtual Storytime Voice
- Engaging Your Audience
- Promotion & Marketing
- Evaluation & Statistics
- Final Thoughts and Q&A



photo source: <https://pixabay.com/illustrations/target-board-school-learn-font-1506091/>

Why does YOUR library want to provide Virtual Storytime? What are your desired outcomes and goals?

Type your answer in the chat box.

# Goals & Outcomes

- Virtual Services
- Early Literacy
- School Readiness
- Library Advocacy
- Build Audience
- Accessibility
- Representation
- Social/Emotional Learning
- Connection



# Virtual Storytime Planning: Do Your Research

Watch...



photo source: <https://pixabay.com/photos/laptop-woman-education-study-young-3087585/>



# Virtual Storytime Planning: Do Your Research

Listen for...



photo source: <https://pixabay.com/photos/adult-couple-woman-man-fun-3086304/>

# Virtual Storytime Planning: Do Your Research

Reflect on...



photo source: <https://pixabay.com/photos/female-diary-journal-write-865110/>



# Virtual Storytime Planning: Choose A Platform



# Virtual Storytime Planning: Choose A Platform

## Live?

or

## Recorded?



photo source: <https://pixabay.com/photos/camera-old-vintage-film-lens-2583100/>



photo source: <https://pixabay.com/photos/tv-camera-video-movie-cinema-3753021/>

# Virtual Storytime Planning: Technology Tools

## Tech Checklist

- Voice Amplification
- Video Recording Device
- Device Tripod
- Lighting
- Video Editing Software
- Audio Editing Software
- File Sharing
- File Storage




photo source: <https://pixabay.com/photos/smartphone-mobile-reporting-video-2758475/>

# Virtual Storytime Planning: Technology Tools

## Optional

- Book Display Holder
- Music Stand
- Bluetooth Speaker
- Bluetooth Remote Control
- Ring Light
- Reflective Umbrella
- Intro Slide with Logo



photo source: Amazon

# Virtual Storytime Planning: Technology Tools

## Renee's Setup

- Google Drive for file storage
- Facebook Live & Recordings
- iPad for video and mic
- iPhone/bluetooth speaker for music
- Music stand for books
- Program notes
  - storytime outline
  - book information
  - song and rhyme lyrics

If you presented a virtual storytime, what technology tips do YOU recommend?

Type your answer in the chat box.



# Virtual Storytime Planning: Write a Script



To theme or not to theme...  
...that is the question.

# Virtual Storytime Planning: Write a Script



- Welcome the audience
- Introduce yourself
- Explain what to expect
- Front load longer stories
- Plan transitions
- Select songs and activities
- Plan questions for audience
- Practice inclusive language
- Share information about your library services
- Prepare closing and sign off

# Virtual Storytime Planning: Select Your Books

**REPRESENTATION: Books as windows, mirrors & sliding glass doors.**

- Color contrast with text & images
- Matte or shiny pages
- Clear or cluttered illustrations
- Consistent layout throughout
- Opportunities for using voices
- Stories for your target age group



photo source: [www.diversebooks.org](http://www.diversebooks.org)

What do YOU think makes a good Virtual Storytime book? What do YOU look for?


Type your ideas in the chat box.

# Virtual Storytime Planning: Copyright & Permissions

## **Brass Tacks**

- You will hear conflicting information on this.
- Your organization is ultimately the responsible party for what virtual content you post online. This includes books, songs and rhymes.
- ALSC and School Library Journal have provided guidance and information on copyright & permissions.
- Do your research.

# Virtual Storytime Planning: Copyright & Permissions



SLJ COVID-19 Publisher Directory

<https://docs.google.com/document/d/113E-0ffEITRoI7zsvk6gjxrAgepeD-JGAD55-ftSfrc/edit>



# Virtual Storytime Planning: Copyright & Permissions



ASSOCIATION FOR LIBRARY  
SERVICE TO CHILDREN

## Copyright Considerations from ALSC

<https://docs.google.com/document/d/1INHgTd9wJvfMKhJXqBpDMmLw-tMrLNzLhZlZ2jb6Mo/edit>

# Virtual Storytime Planning: Copyright & Permissions

## Additional Info

- If content is in the public domain, it's okay to use it.
- Keep good records in case of questions.
- Develop a plan for expiring and removing content.
- If you host virtual storytimes presented by outside vendors, confirm they have permissions to present content.
- If you work with community partners, they may lean on your guidance and advice on this.
- Check with your manager, library director, library legal representation, and/or county attorney for guidance.

# Literacy-Rich Virtual Environments



 **Talking**

 **Singing**

 **Reading**

 **Writing**

 **Playing**®

Photo source: <http://everychildreadytoread.org/>

# Literacy-Rich Virtual Environments




photo sources: Dakota County Library

# Literacy-Rich Virtual Environments





# Literacy-Rich Virtual Environments



Photo source: <https://www.youtube.com/watch?v=nlfo-rrv8XU> Ukulele Storytime YouTube Channel



What ideas do YOU have to support early literacy during virtual storytime?

Type your answer in the chat box.

# Accessibility for Kids with Disabilities and for All

## Visuals

- Text and Image Size
- Color Contrast
- Use of Props
- Lighting & Stability

## Audio

- Clarity of speech
- Pacing
- Background noise

## Presentation

- Structure and Organization
- Predictability
- Allow Processing Time
- ASL Interpretation
- Captioning & Song Lyrics



# Accessibility for Kids with Disabilities



Photo source: Dakota County Library



Photo source: Dakota County Library

# Accessibility for Kids with Disabilities



Photo source: Dakota County Library

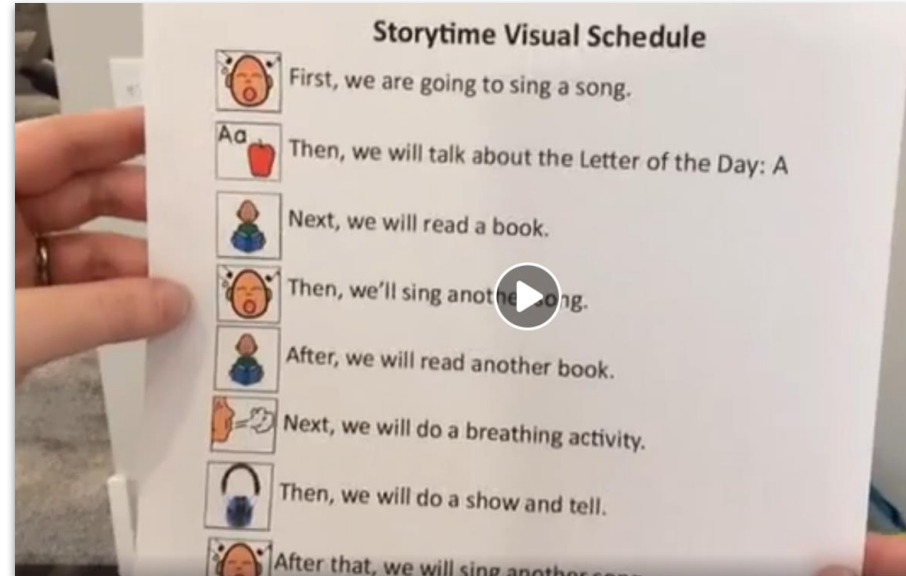


Photo source: Dakota County Library

# Finding Your Virtual Storytime Voice



photo sources: Dakota County Library



## Dakota County Library Virtual Storytime Presenters



# Engaging a Virtual Audience



photo sources: Renee Grassi



# Engaging a Virtual Audience



# Promotion & Marketing

## Library Promotional Channels

- Website
- Virtual Programs Calendar
- Customer Emails
- E-newsletters
- Digital Signs
- Press Release
- Social Media Posts & Ads
  - Facebook
  - Twitter
  - Instagram
  - YouTube
  - Next Door



Photo source: Dakota County Library

# Promotion & Marketing

## Internal Communication

- All Staff Emails
- Talking Points or FAQs
- Community Partner Email Template

## External Communication

- Teachers & Schools
- Daycares
- Head Starts & Other Early Childhood Providers
- Local Parks/Recreation or Park Districts
- Public Health or Social Services Departments
- Homeschool Families
- Library Consortia
- Chamber of Commerce
- Friends of the Library or Library Foundation

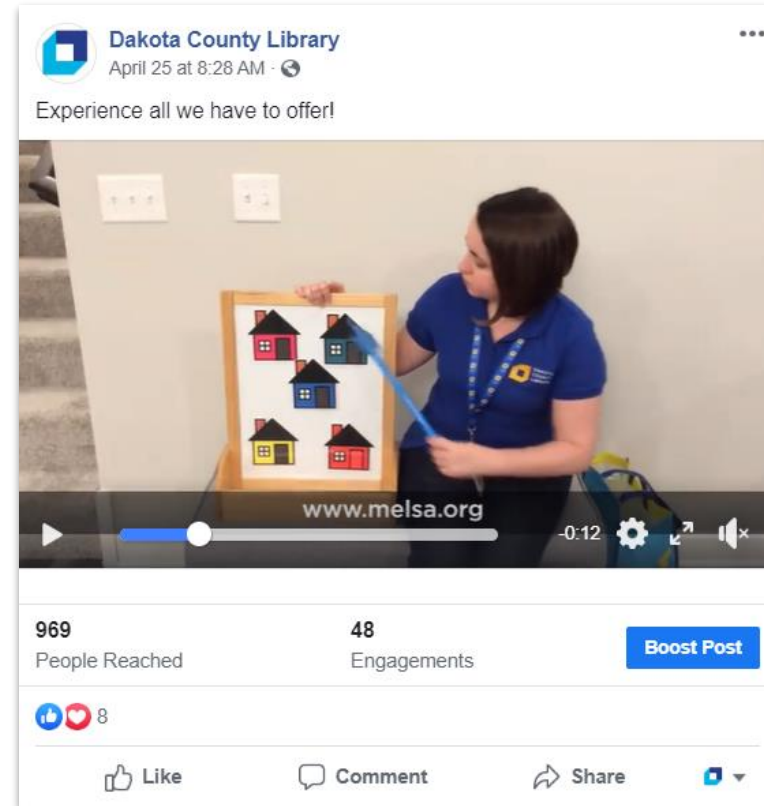


Photo source: Dakota County Library and MELSA

# Evaluation & Statistics

- What statistics does your platform automatically generate?
- What statistics does your organization compile monthly/yearly?
- What requirements does your State Library Association have for virtual programs?
- How can you advocate for the impact of virtual storytime at your organization with new/different statistical data?
- Who will gather this data? How often? To whom?



photo source: <https://pixabay.com/photos/financial-analytics-blur-business-2860753/>

After watching, please complete our short program survey to help us plan future Dakota County Library programs: <https://bit.ly/LibraryProgramSurvey>

# Renee's Top Ten Virtual Storytime Tips



photo source: Renee Grassi

# Renee's Top Ten Virtual Storytime Tips

1. Record yourself and watch



photo source: Renee Grassi



# Renee's Top Ten Virtual Storytime Tips

1. Record yourself and watch
2. Do a full-out run-thru





# Renee's Top Ten Virtual Storytime Tips

1. Record yourself and watch
2. Do a full-out run-thru
3. Mark it



# Renee's Top Ten Virtual Storytime Tips

1. Record yourself and watch
2. Do a full-out run-thru
3. Mark it
4. Create a storytime setlist



# Renee's Top Ten Virtual Storytime Tips

1. Record yourself and watch
2. Do a full-out run-thru
3. Mark it
4. Create a storytime setlist
5. Smile with your eyes



# Renee's Top Ten Virtual Storytime Tips

1. Record yourself and watch
2. Do a full-out run-thru
3. Mark it
4. Create a storytime setlist
5. Smile with your eyes
6. Find community partners



# Renee's Top Ten Virtual Storytime Tips

1. Record yourself and watch
2. Do a full-out run-thru
3. Mark it
4. Create a storytime setlist
5. Smile with your eyes
6. Find community partners
7. Develop routines



# Renee's Top Ten Virtual Storytime Tips

1. Record yourself and watch
2. Do a full-out run-thru
3. Mark it
4. Create a storytime setlist
5. Smile with your eyes
6. Find community partners
7. Develop routines
8. Talk about your mistakes



# Renee's Top Ten Virtual Storytime Tips

1. Record yourself and watch
2. Do a full-out run-thru
3. Mark it
4. Create a storytime setlist
5. Smile with your eyes
6. Find community partners
7. Develop routines
8. Talk about your mistakes
9. Don't strive for perfection





# Renee's Top Ten Virtual Storytime Tips

1. Record yourself and watch
2. Do a full-out run-thru
3. Mark it
4. Create a storytime setlist
5. Smile with your eyes
6. Find community partners
7. Develop routines
8. Talk about your mistakes
9. Don't strive for perfection
10. Aim for connection





ASSOCIATION FOR LIBRARY  
SERVICE TO CHILDREN


A decorative background consisting of a grid of colored squares. The grid is 15 columns wide and 8 rows high. The colors of the squares vary by row: the top row is light green, the second row is medium blue, the third row is light blue, the fourth row is light purple, the fifth row is light yellow, the sixth row is medium blue, the seventh row is medium blue, and the eighth row is dark blue. The text "Virtual Storytime Services Guide" is centered over the grid.

# Virtual Storytime Services Guide

**BRAND NEW!** <http://www.ala.org/alsc/virtual-storytime-services-resource-guide>



# Thank you!



DAKOTA  
COUNTY  
LIBRARY

Renee Grassi, Dakota County Library

[renee.grassi@co.dakota.mn.us](mailto:renee.grassi@co.dakota.mn.us)

Twitter @MissReneeDomain