

Godiva IV Startup at NCERC Delayed Critical through Prompt Critical

Joetta Goda, John Bounds, Travis Grove, Dave Hayes,
Jesson Hutchinson, Bill Myers, Rene Sanchez

NEN-2

March 26-27, 2014

Godiva Assembly Overview



- Cylindrical uranium metal fast burst assembly
- 65 kg, 93% enriched
- 7-inch diameter (17.8 cm), 6-inch tall (15.2 cm)
- Core without safety block or control rods
 - Multiplication ~ 10
 - $k_{\text{eff}} \sim 0.9$

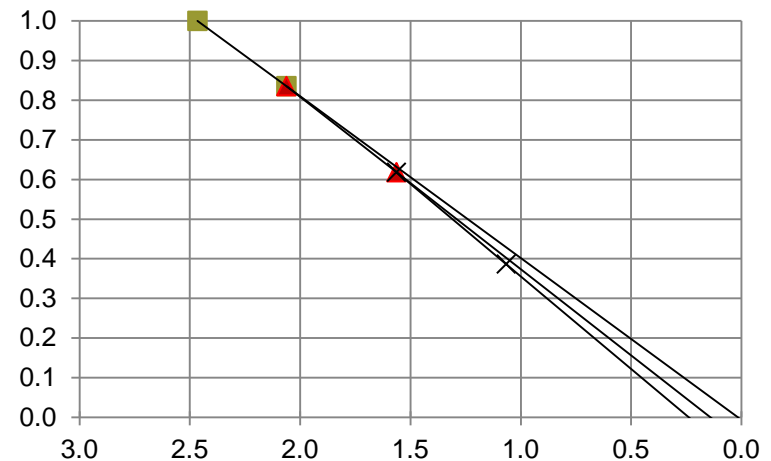
Timeline

- **Godiva IV was built in 1967 and operated at TA-18 until...**
- **July 2004—Last Prompt Burst**
- **August 2004—Last Critical Operation**
- **July 2005—Godiva was disassembled...**
- **April 2012—Godiva assembled**
- **October 2012—First Critical at DAF**
- **September 2013—First Prompt at DAF**

Approach to Critical

- 1/M on Sum of Control Rod positions

Position (in)	Total Counts	1/M	M	Predicted Critical
2.47	52091	1.00	1.00	-
2.06	62355	1.20	0.84	0.02
1.56	84252	1.62	0.62	0.14
1.07	134989	2.59	0.39	0.24



- Excess reactivity \$1.07 compared to \$1.23 prior to disassembly

Reproducibility of Control Elements

Control Rod

- Insert CR 1
- Find DC with CR 2
- Record CR 2 position
- Remove CR 2
- Repeat

0.250 ± 0.001 in

± 0.04 ¢

Safety Block

- Establish positive period
- Measure period
- Remove SB
- Insert SB
- Repeat

45.07 ± 0.59 sec

± 0.15 ¢

Burst Rod

- Insert BR
- Establish positive period
- Measure period
- Remove BR
- Repeat

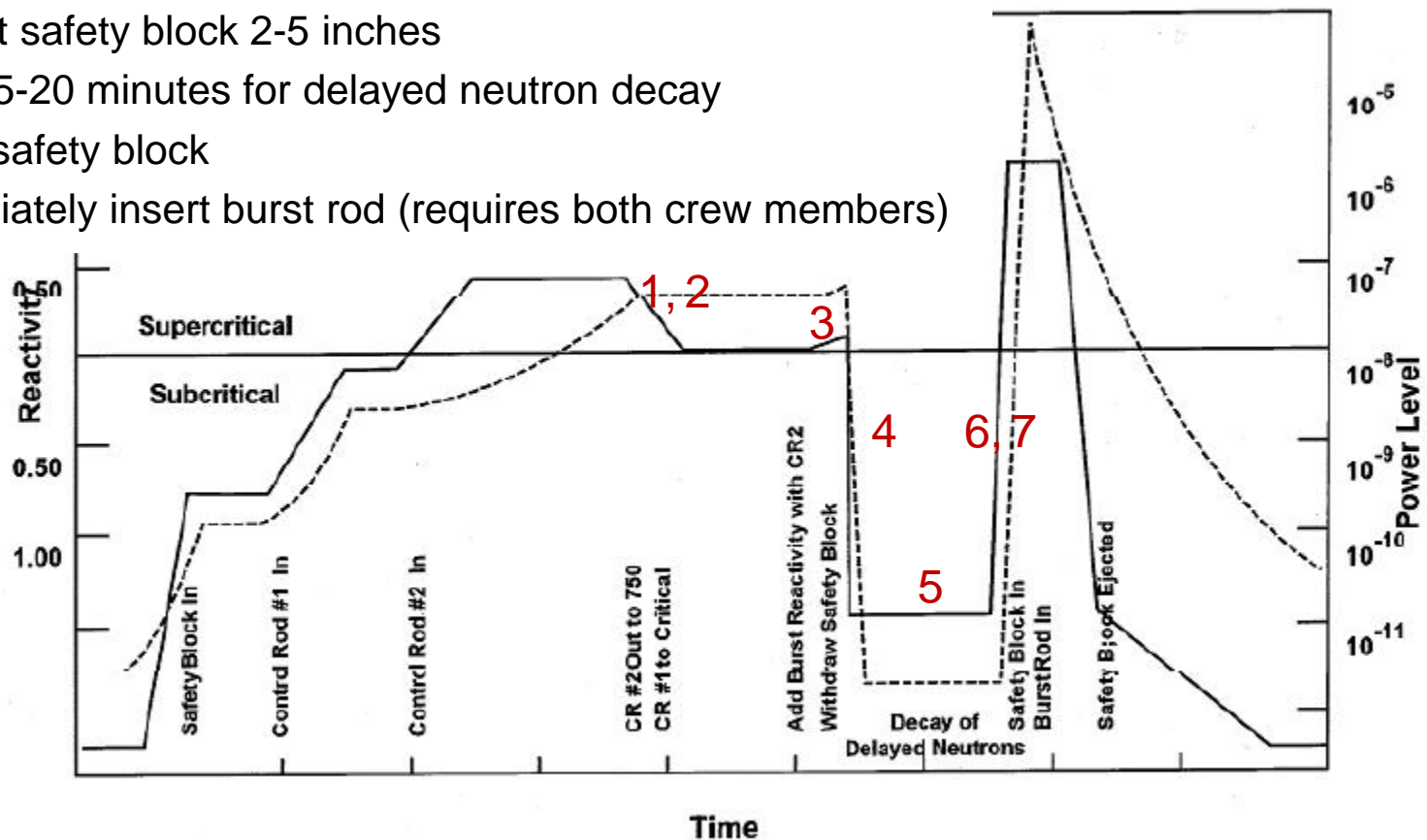
21.34 ± 0.41 sec

± 0.29 ¢

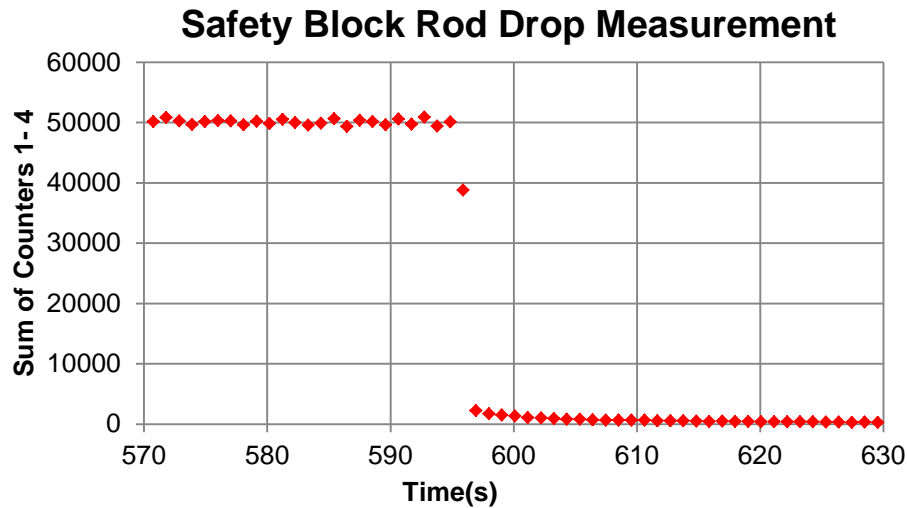
- Comparable to values measured during 1993 restart

Burst Operation

1. Move Control Rod 2 to 0.250"
2. Find DC with Control Rod 1
3. Insert (or remove) burst increment with Control Rod 2
4. Retract safety block 2-5 inches
5. Wait 15-20 minutes for delayed neutron decay
6. Insert safety block
7. Immediately insert burst rod (requires both crew members)



Safety Block Rate of Shutdown



$$\rho(\$) = 1 - \frac{n_0}{n_1}$$

$$\rho(\$) = 1 - \frac{50082}{2256}$$

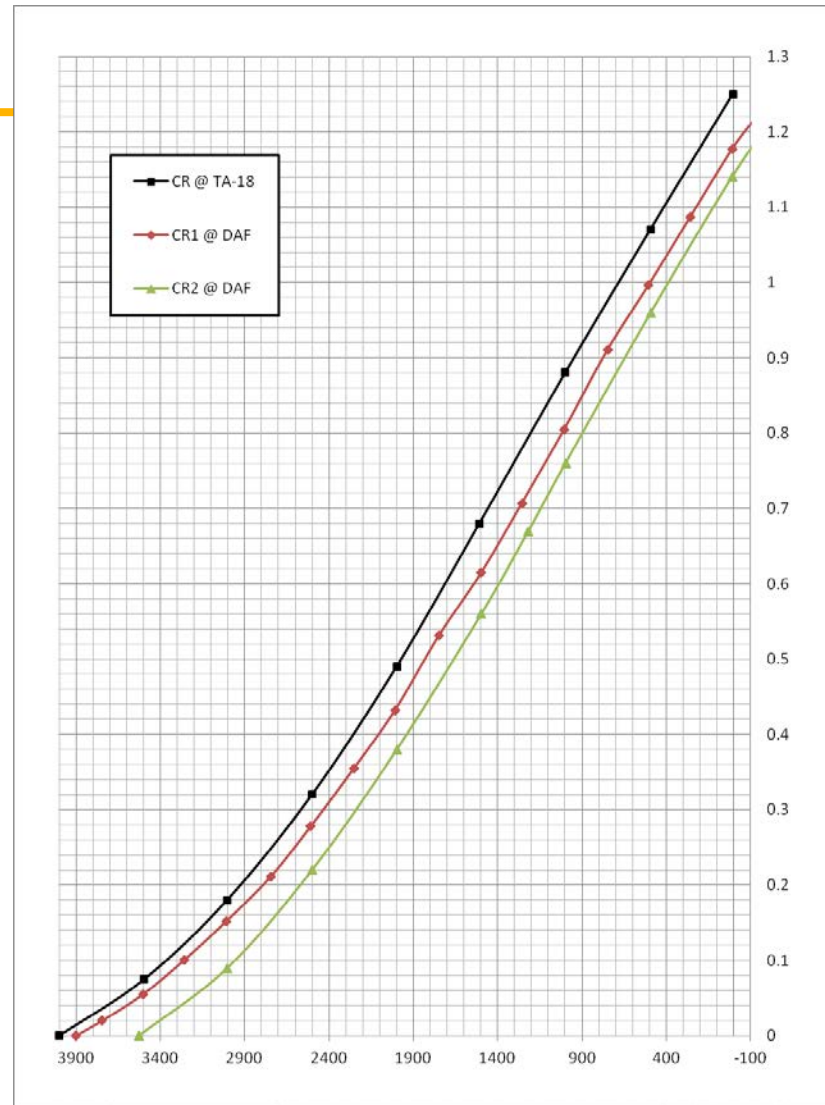
$$\rho(\$) = 1 - 22$$

$$\rho(\$) \approx -\$21$$

$$\Delta t = 2 \text{ s}$$

- Shutdown Rate is approx. -\$10/s

Control Rod Calibration



UNCLASSIFIED

LA-UR-14-21824

Slide 8

Worth of Burst Rod

Period (sec)	Desired Reactivity(\$)	Reactivity to Remove(\$)	CR 2 Position(in.)	Measured Period(sec)	Measured Reactivity(\$)	Burst Rod Worth(\$)
15	0.32	0.68	2.050	13.19	\$0.34	\$1.02
10	0.39	0.61	1.850	8.63	\$0.41	\$1.02
5	0.51	0.49	1.500	4.38	\$0.54	\$1.03
1	0.78	0.22	0.825	0.85	\$0.80	\$1.02
0.2	0.93	0.07 0.09	0.450	0.181	\$0.94	\$1.01+.02
0.1	0.96	0.04 0.06	0.296	0.0510	\$0.98	\$1.02+.02
0.05	0.98	0.02 0.05	0.279	0.0354	\$0.985	\$1.01+.03
0.012	0.995	0.005 0.045	0.261	0.0301	\$0.987	\$.992+.04

Burst Rod Worth


\$1.032

Burst Reproducibility



- Establish DC

- Remove burst increment

- Remove SB

- Wait

- Insert SB

- Insert BR/burst

- BR out

- Repeat

$90.69 \pm 0.13 \text{ } \phi$

- Establish DC

- Remove burst increment

- Remove SB

- Wait

- Insert SB



- Insert BR/burst

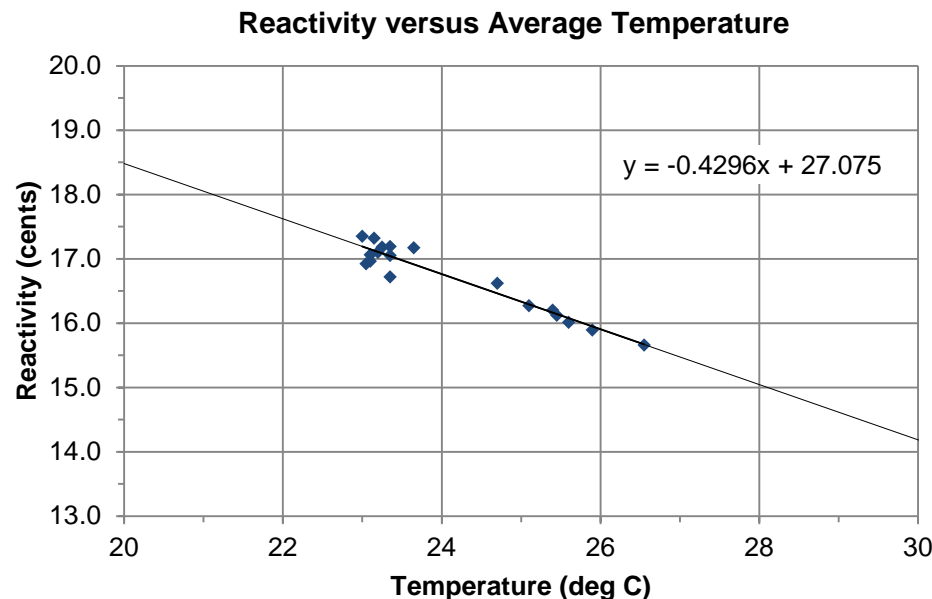
- BR out

- Repeat

$90.19 \pm 0.03 \text{ } \phi$

Reactivity Quenching (Temperature Coefficient)

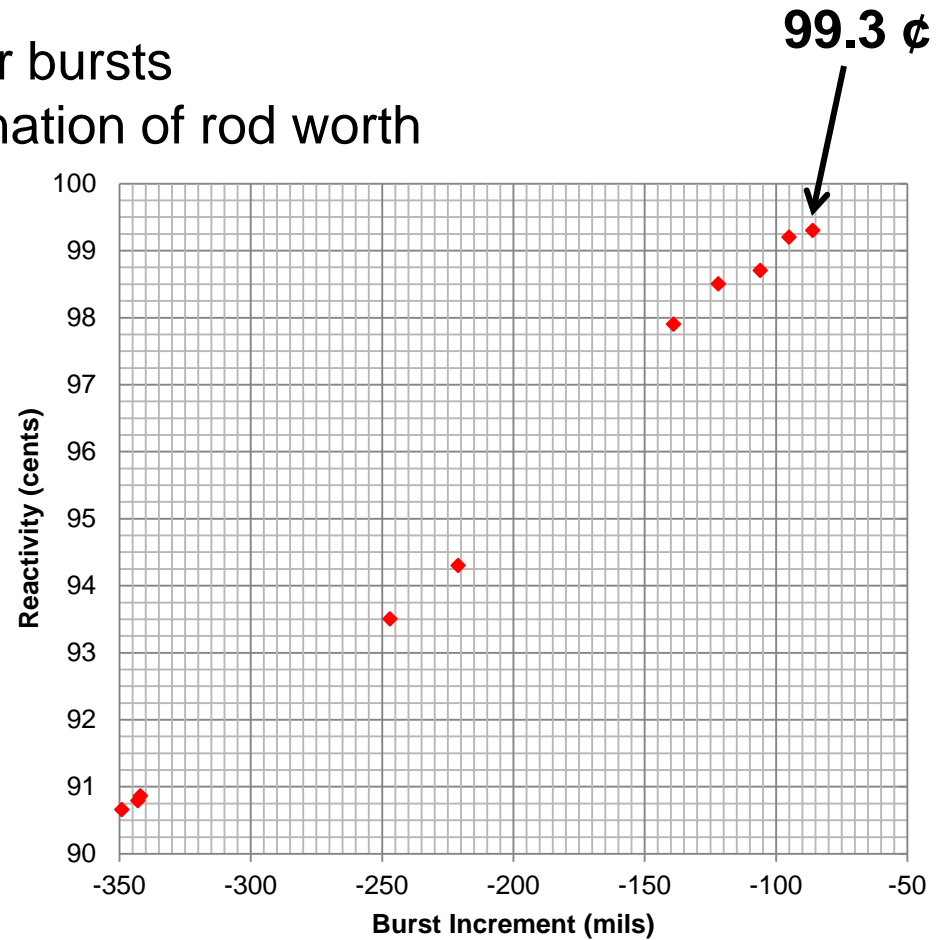
- For characterization plan, we started on a positive period and showed that as temperature increased, period decreased.
- A free run would also demonstrate a negative temperature coefficient.
- Enough variation in room temperature over characterization to plot excess reactivity versus temperature.



- 0.4 cents/ $^{\circ}$ C

Approach-to-Prompt

- Perform successively larger bursts
 - Most accurate determination of rod worth
 - Demonstrates process



First Super-Prompt Burst at DAF, September 2013



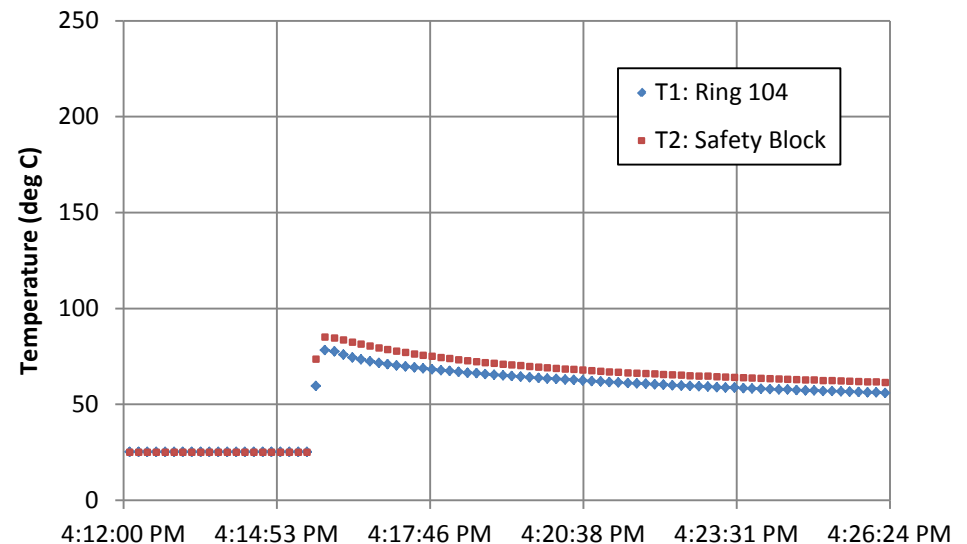
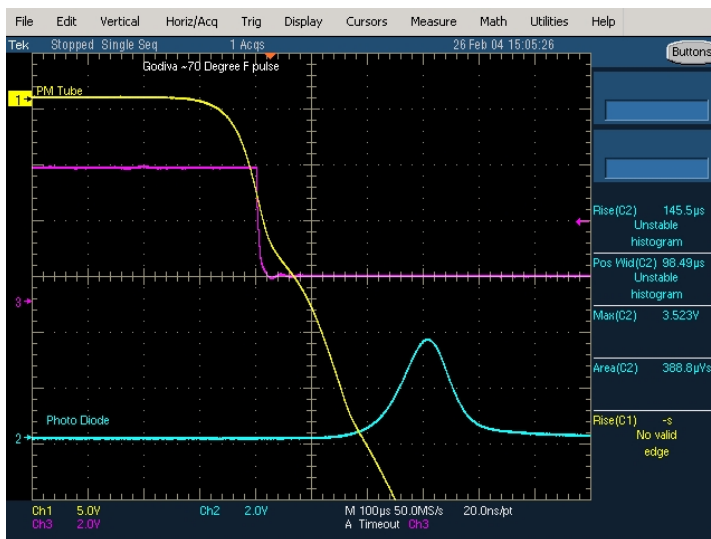
On September 10, 2013,
Godiva IV burst for the first time in
Nevada.

Burst #1963 had a temperature rise of
60° C and a reactivity of \$1.03.

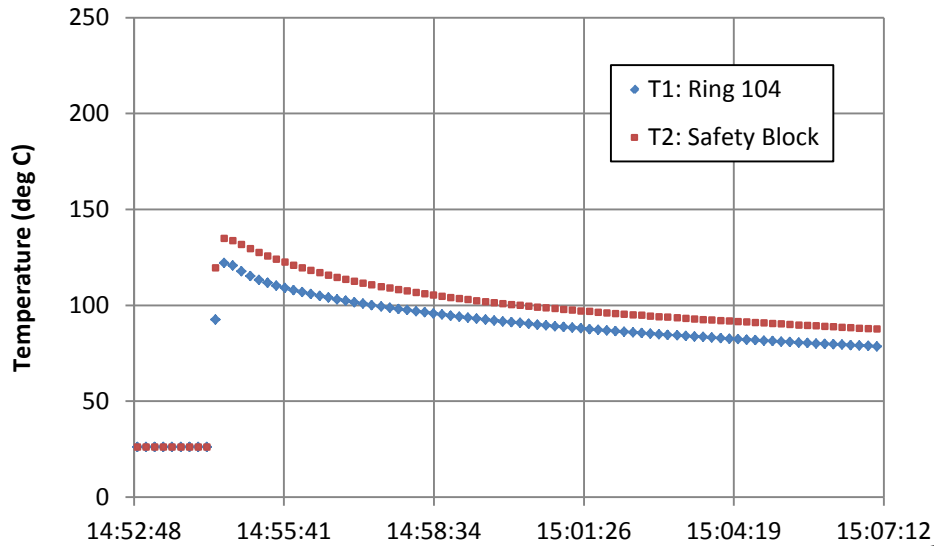
Three more bursts of increasing size
followed over the next two days.

Super-Prompt Bursts

- Burst Size Measured by:
 - Temperature Rise
 - Initial Period Measurement on PMT
 - FWHM on PD
 - Fission Foils



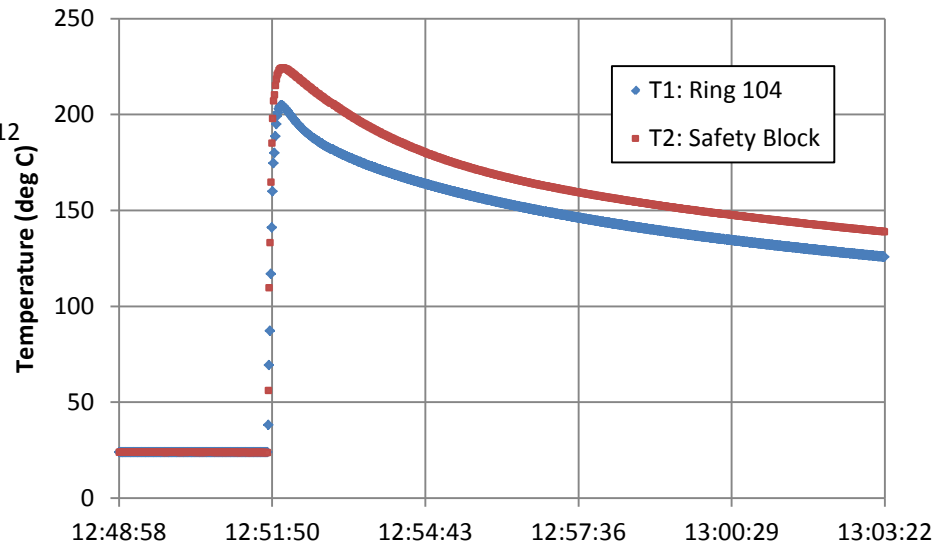
Super-Prompt Bursts



- 108 °C Temperature Rise
- \$1.06 Reactivity



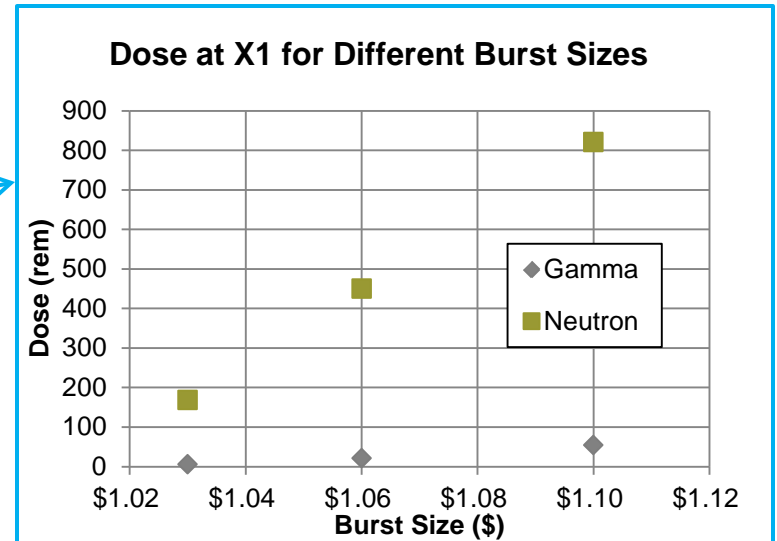
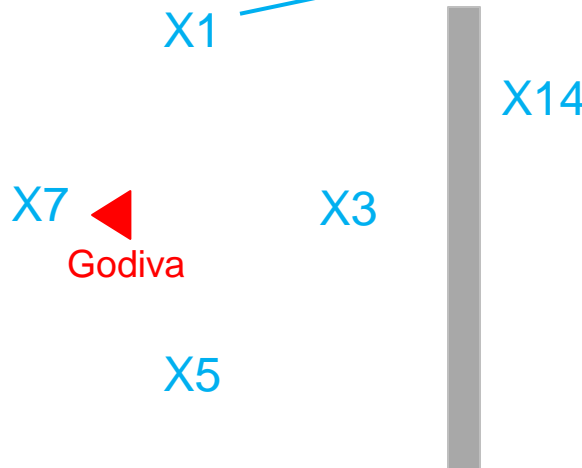
- 200 °C Temperature Rise
- \$1.10 Reactivity



Dosimetry

\$1.03/60° Burst

	Gamma Dose (rem)	Neutron Dose (rem)	Total Dose (rem)
X1	6	169	175
X3	7	134	141
X5	13	330	343
X7	17	272	288
X14	0	.1	.1

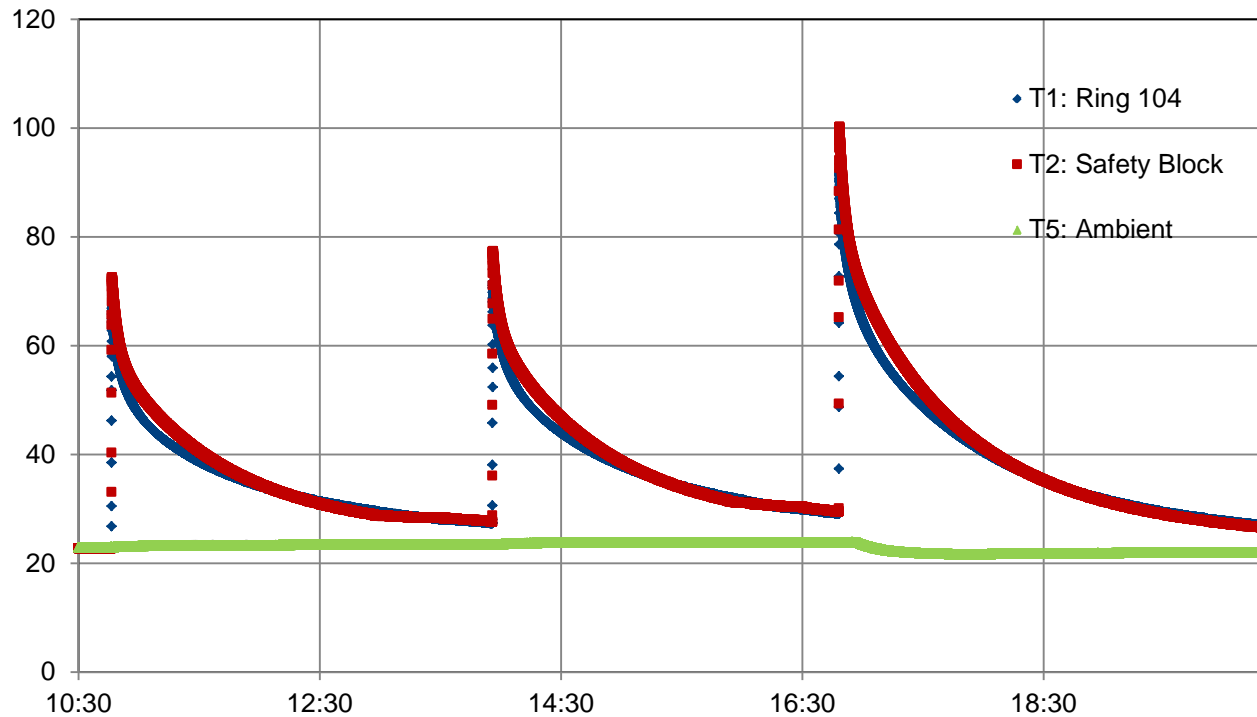


Available Burst Sizes and Specifications

Delta T (C)	Mini-burst	70 degree	150 degree	250 degree
Reactivity	\$0.993	\$1.04	\$1.07	\$1.10
Initial Period	15 msec	30 μ sec	18 μ sec	11 μ sec
alpha	66/sec	33000/sec	55000/sec	91000/sec
FWHM	N/A	100 μ sec	55 μ sec	33 μ sec
# fissions		1 E 16	2 E 16	4 E 16

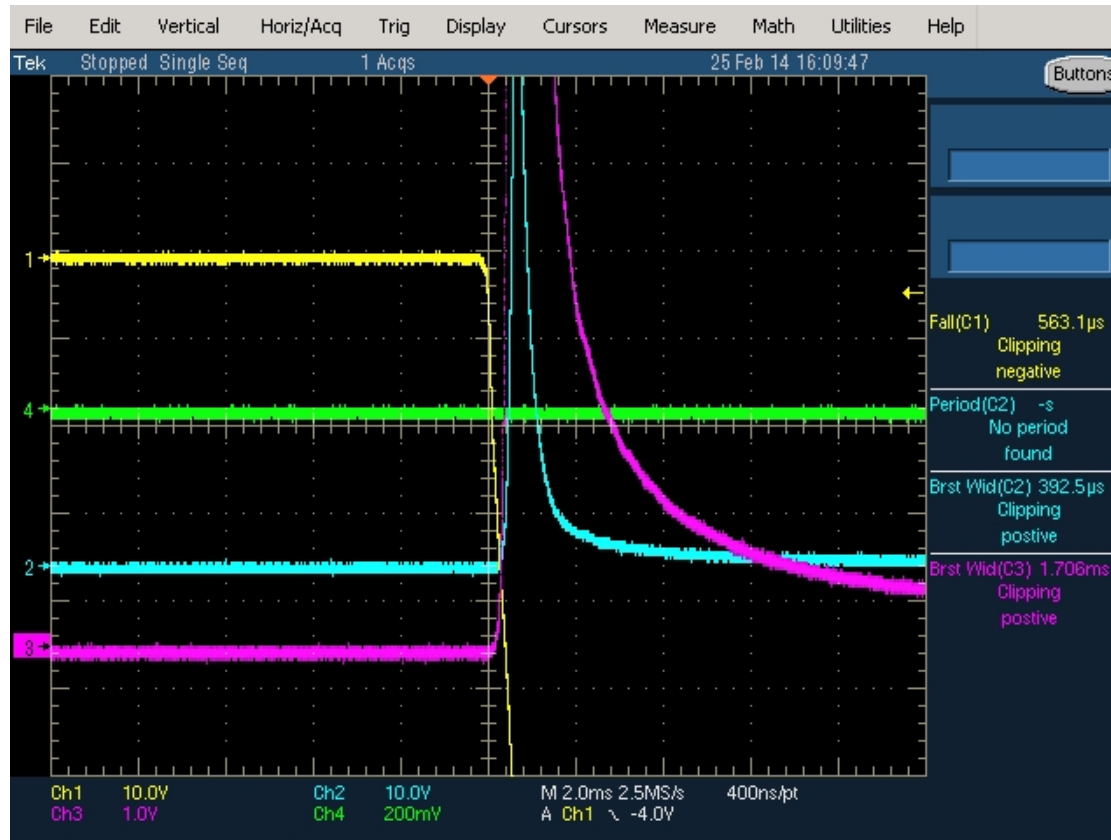
Recent Data – January 14, 2014

Three bursts in one day



Recent Data – January 25, 2014

Photomultiplier and photodiode setup and checkout continue



Acknowledgements

This work was supported by the DOE Nuclear Criticality Safety Program, funded and managed by the National Nuclear Security Administration for the Department of Energy.

