



Google Classroom



Android App - Getting Started Guide

(all screenshots taken on a tablet)

What to get in the App Store

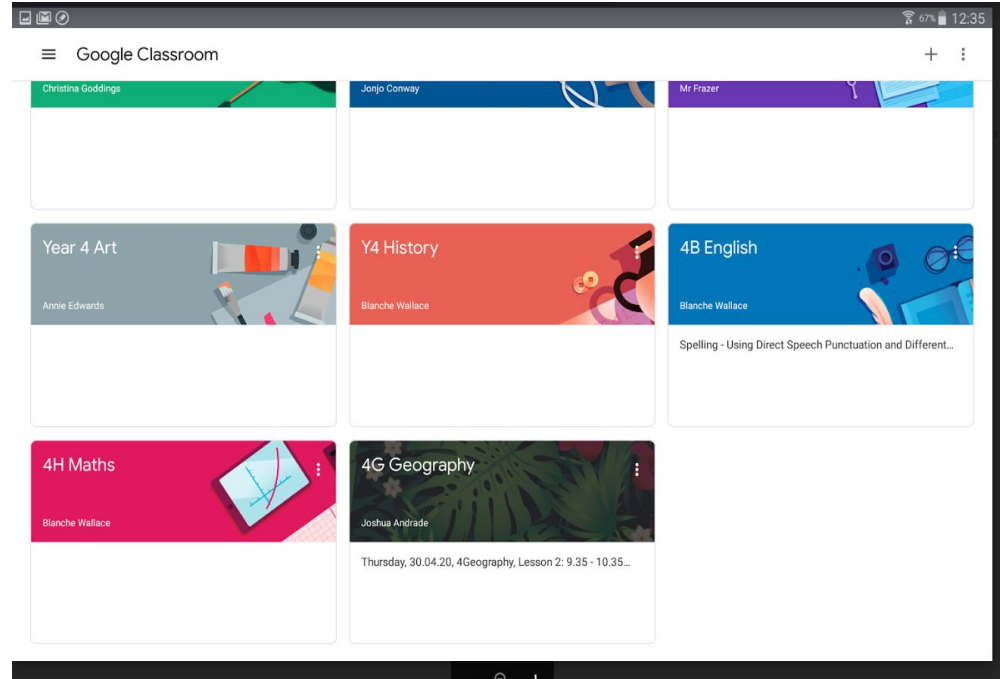
In order to have a full experience in Google Classroom on an Android device, you need a number of apps. You and your child will access *everything* through the main Google Classroom App. The other apps work to support elements of the Google Classroom App. The apps you need are:

- Google Classroom
- Hangouts Meet by Google (**not** 'Hangouts')
- Google Docs
- Google Slides
- Google Sheets

In the classroom App

You will be prompted to login - please use your child's Barrow Hills email address and password. You should only need to do this once.

When you have logged in, you will land on the homepage, which shows your child's subject classes:



4B English



Share with your class...




New assignment: Spelling - Using Direct Speech Punctuation and Different Synonyms for Said
Yesterday

Add class comment

Assignments that have been posted by teachers will appear underneath the subject classroom.

This allows you to see which assignments are current.



4B English

Share something with your class...

New assignment: Spelling - Using Direct Speech Punctuation and Different Synonyms for Said
Posted 12:57


Add class comment

When you click on the subject classroom, you will land on the 'stream'.

All assignments that are set by teachers will appear on the stream and can be accessed from this page

You can access both current and previous assignments by clicking on 'classwork'

Stream Classwork People



Example of an assignment

18:54 Wed 29 Apr

16%



Due Monday

Spelling - Using Direct Speech Punctuation and Different Synonyms for Said

100 points

Add class comment

Dear 4B English

LO: To use 'Direct Speech Punctuation' correctly and to identify different synonyms for 'said'

Task 1
Complete the Direct Speech Punctuation Sheet

Task 2
To write out 5 sentences using different synonyms for 'said'. Please use "DIRECT SPEECH".

Task 3
Mrs Wordsmith - 5 star sentence using SHY words. Choose a word and include it in a sentence.

Attachments

- t2-e-41387-under-the-lights-direct-speech-punctuation-activity-sheet-_...
- Words for SAID - Spaniels.docx


Your work

Add private comment

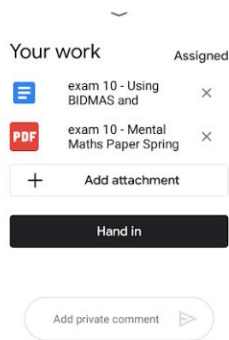
When you click into an assignment, you will see a page similar to this.

If there are resources or documents to support the lesson you will see them here.

If your child's teacher has shared a resource that your child can type straight into, you will find it by swiping up on 'Your work' (see next page)



Completing work in a doc that has been shared by a teacher



This screenshot shows what it may look like when you swipe up on 'Your work'.

If there is a doc to click on, it will open up in a page like this.

To be able to type, click here. This will connect through to the Google Docs app.

The screenshot shows a Google Docs document titled 'exam 10 - Using BIDMAS and Estimating'. The document content is as follows:

Using BIDMAS and Estimating
Do not use a calculator to answer these questions.

1. Highlight the calculation in each pair which is incorrect. **Give reasons for your answer.**

a	$27 + 9 \div 9 = 28$	$27 + 9 \div 9 = 4$
Type your reason here		
b	$11 - 5 \times 2 = 12$	$11 - 5 \times 2 = 1$
Type your reason here		
c	$(16 - 4)^2 - 8 \div 2 = 76$	$(16 - 4)^2 - 8 \div 2 = 148$
Type your reason here		
d	$3 \times 2.8^2 = 32.52$	$3 \times 2.8^2 = 23.52$

Completing work in a doc that has been shared by a teacher

Classroom 19:35 Wed 29 Apr

exam 10 - Time Graphs - Extension Task

Time taken (hrs)	0	$\frac{1}{2}$	1	$1\frac{1}{2}$	2	$2\frac{1}{2}$	3	$3\frac{1}{2}$	4	$4\frac{1}{2}$	5	$5\frac{1}{2}$	6
Distance (km)	0	2	3	4	4	7	7	$7\frac{1}{2}$	8	9	10	10	10

The graph goes up from 0 hours to $1\frac{1}{2}$ hours. At $1\frac{1}{2}$ hours it is flat at 4km until $2\frac{1}{2}$ hours. Between $2\frac{1}{2}$ hours and 3 hours it goes up. Then at 3 hours.....

2) The temperature through the day:

Time	7am	8am	9am	10am	11am	12pm	1pm	2pm	3pm	4pm	5pm	6pm	7pm
------	-----	-----	-----	------	------	------	-----	-----	-----	-----	-----	-----	-----

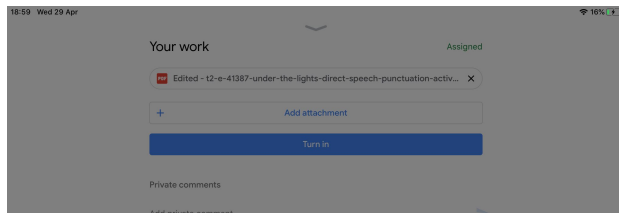
A keyboard overlay is shown at the bottom of the screen.

To get back to Google Classroom, click on x and then the ←

Click on the pen on the right corner.

When you have finished, click on the tick.

Other ways to hand in work

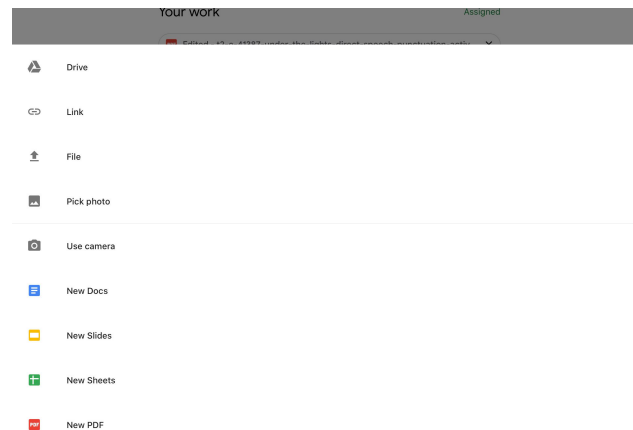


- Drive
- Link
- File
- Pick photo
- Use camera
- New Docs

In 'Your work' click 'Add attachment.'

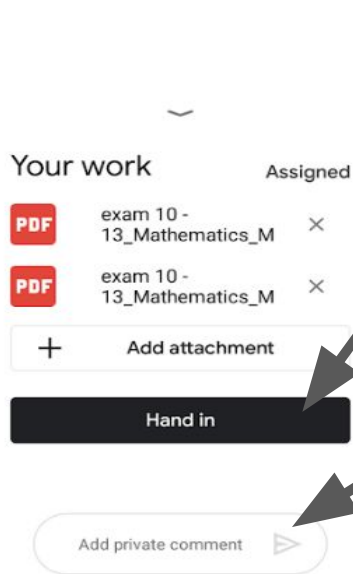
You can then upload a file or photo, or 'use camera' will let you take a photo.

You can also create a new document or slideshow here and work directly in it.



Sending work to your child's teacher

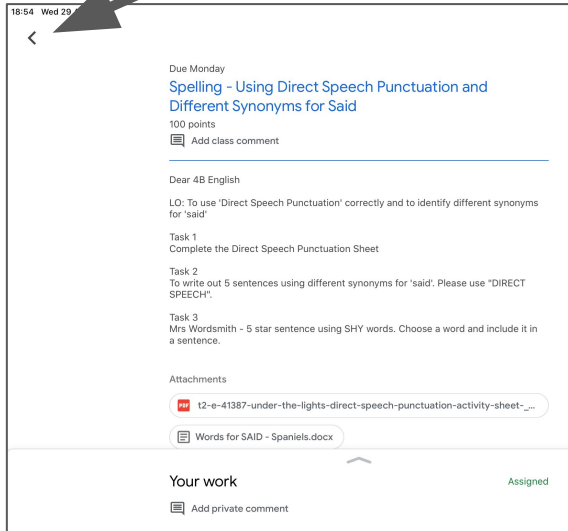
When your child has either completed their work online, or has uploaded their work or a photo of it, please click 'Hand in' to send the work to the teacher.



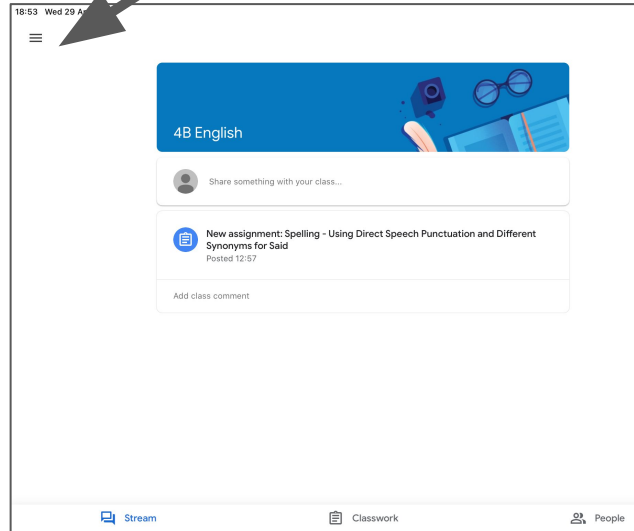
There is also an option to add a 'private comment' here - this can be used by you or your child to communicate directly with the teacher at any stage in the assignment.

Navigating the App

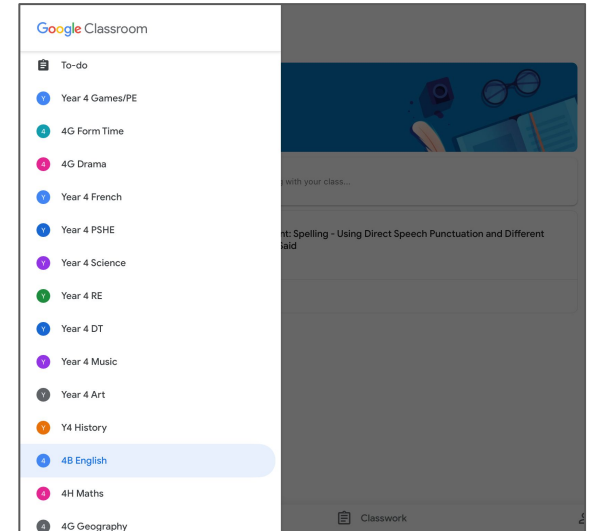
From an assignment, you can get back to the subject classroom by clicking here



From a subject page, you get to another subject by clicking here

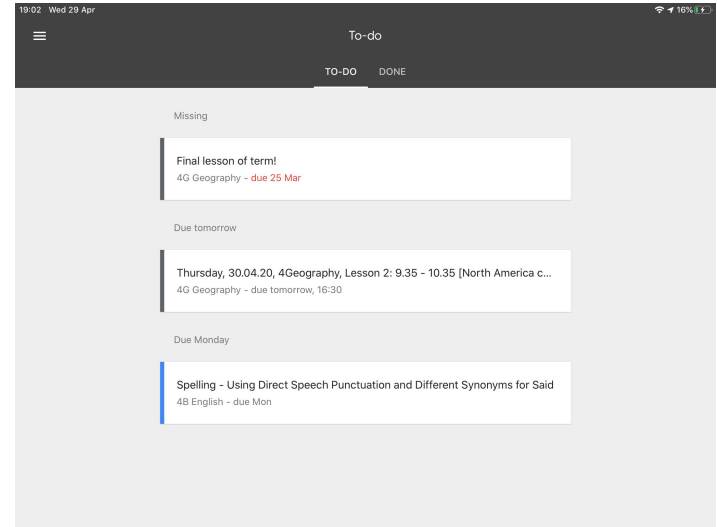
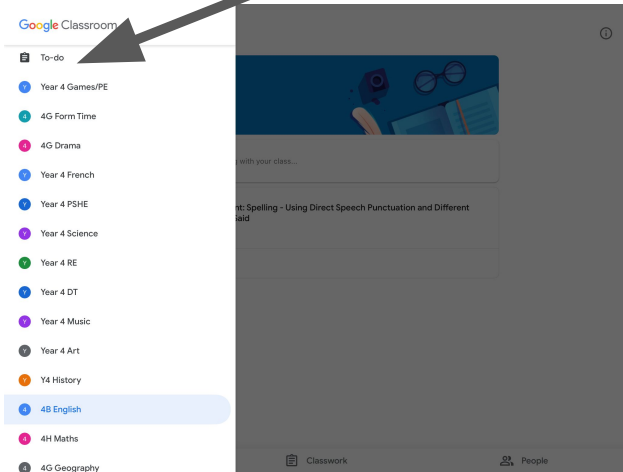


This will bring up a list of your classes to click on.



A handy feature to keep track of your work

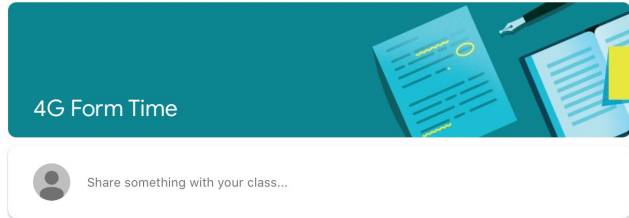
There is a 'To-do' list feature, which you can access here:



This shows you any work that is missing from previous assignments, and any work that is due soon.

Accessing a Form Time Google Meet

In the Form Time classroom, you will see a small video icon.



Clicking on this will link through to the form time in the Google Meet app. Your child may need to log-in the first time you access this.

The Google Meet is only accessible **when the teacher is in the meeting**. So please follow the timings from the teacher for when the live form time will start.



No posts yet, but check back soon

Unfortunately, if you click on the link before your teacher arrives, it doesn't alert you to this. Return to the Google Classroom and try again after a minute.

Any problems?

If you have any problems accessing Google Classroom or your child's assignments, please email:

itsupport@barrowhills.org

Unless your query is directly related to a learning task within an assignment, please direct your queries to the address above, rather than the form tutor or subject teacher.