



Grace

We allow God's grace to transform us.

POWER TEXT

"Ask and it will be given to you; seek and you will find; knock and the door will be opened to you" (Matthew 7:7).

KEY REFERENCES

- Genesis 25:21-34; 32:22-30
- *Patriarchs and Prophets*, chap. 18, pp. 195-203
- *The Bible Story* (1994), vol. 2, pp. 32-35
- student story on page 82 of this guide

OUR BELIEFS

- No. 11, Growing in Christ
- No. 3, God the Father
- No. 10, The Experience of Salvation

OBJECTIVES

The students will:

- **Know** that God's grace is available when they seek Him with all their heart.
- **Feel** that God blesses them as they persistently seek after Him.
- **Respond** by sharing God's grace with others who are seeking Him.

Seek and Find



God blesses us when we persistently seek a relationship with Him.

The Bible Lesson at a Glance

Jacob has spent most of his life serving himself. He decides to spend a night in prayer as he prepares to meet Esau. During the night he wrestles with someone he thinks is an enemy. When he discovers that this is a holy being, he doesn't simply ask for a blessing, he holds on persistently, saying, "I will not let you go until you bless me."

This is a lesson about grace.

We respond to God's grace with all our lives. God wants us to be persistent as we hold on to Him. When we recognize how important God is to *every moment* of our life, we become aware of God's continual blessings.

Teacher Enrichment

Jacob was particularly vulnerable at this time. He had been left alone with his fears and thoughts after sending his family and the servants with the gifts for Esau across the Jabbok. As he reviewed God's grace to him in the years after he had left home, he felt especially ashamed of the mistakes he had made. "He was afraid for his life and the life of his loved ones, and he was alone in the awful aloneness of those who suddenly feel the inadequacy of human effort to deal with the vicissitudes of life" (D. Stuart Briscoe, *Genesis, The Communicator's Commentary, Old Testament* [Waco, Tex.: Word, Inc., 1987], vol. 1, p. 273). He, therefore, turned to God in prayer.

In prayer Jacob referred to God as the God of his fathers. "His sense of God's faithful dealing with his family over the years and his personal experiences of the Lord's call were the bases on which he felt free to pray even though he suffered under no illusions about his own worthiness to approach the Lord" (*ibid.*, p. 272).

How am I persistently seeking God as I lead my Sabbath School class to Him? How adequate do I feel my efforts would be without God's grace?

Welcome

Welcome students at the door and ask about their week. Debrief them on the previous lesson. Then ask students to share a few things they have learned from the current lesson prior to Sabbath School.

Ask: **What was the most interesting part of the Bible story for you? What activity did you appreciate most? Why?**

Transition into the readiness activity of your choice.



Program notes

LESSON SECTION	MINUTES	ACTIVITIES	MATERIALS NEEDED
Welcome	Ongoing	Greet students at the door. Ask about their week. Review previous lesson and segue into this week's lesson.	
1 Readiness	10-15	A. Scavenger Hunt (p. 76) B. If at First You Don't Succeed (p. 76) C. Seeking God (p. 77)	copy of list, pencils, Bibles Bibles telescope, compass, flashlight, candle, music, pen, CD-ROM, book, board and marker (optional), Bibles
* Prayer and Praise	15-20	(p. 77)	songbooks, world map, pushpins, offering plate OR basket/bowl OR stained-glass container
2 Bible Lesson	15-20	Introducing the Bible Story (p. 78) Experiencing the Story (p. 78) Exploring the Bible (p. 79)	 Bibles Bibles
3 Applying the Lesson	10-15	Scenario (p. 79)	
4 Sharing the Lesson	10-15	Get Ready to Run (p. 80)	paper, pencils, Bibles
* Closing		A. Prayer and Closing Comments (p. 80) B. Reminder to Parents (p. 80) C. Coming Up Next Week (p. 80)	

1

READINESS ACTIVITIES

Select the activity or activities that are most appropriate for your situation.

A

Scavenger Hunt

Before Sabbath School begins, prepare copies of the following list, one for each student.

1. largest smile
2. loves to read
3. attends Sabbath School regularly
4. loves to help others
5. brought Bible today
6. brought a guest today
7. enjoys contributing to church activities and programs


Say: **Take paper and something to write with. Find people who have the characteristics listed and get their signatures next to the item. Find as many signatures as possible before I say stop.** Allow about five minutes. Then say **Stop!**

Debriefing

Ask: **How many signatures did you get?** (Acknowledge the person who got the most signatures.) **How did you find them? How is this like or unlike the way we find out who God is? What would you like to find out about God? Where do we find the answers to our questions? How do Bible stories answer these questions? Let's say together our power text, Matthew 7:7:**

"Ask and it will be given to you; seek and you will find; knock and the door will be opened to you" (Matthew 7:7).

This verse asks us to devote our hearts and souls to seeking the Lord. And our power point reminds us that

 *God blesses us when we persistently seek a relationship with Him.*

YOU NEED:

- copy of list
- pencils
- Bibles

B

If at First You Don't Succeed


Tell the students that you are going to play a game of 20 questions. Explain that you need one volunteer. You will tell the volunteer that they are to choose to represent a particular Bible character. Then the rest of the students must ask questions to determine what Bible character that person chose to represent. They have only 20 questions in which to do it. The volunteer can answer only yes or no to any question. The person who guesses correctly will be the next volunteer. Play for a few rounds.

Debriefing

Ask: **How did you find out who were the chosen Bible characters? After asking a few questions and not discovering who that person was, did you give up? Why or why not? How is this like or unlike our relationship with God? Do we build a good relationship with Him if we give up soon after starting? What do we need to have to develop our relationship? (persistence) Let's say together our power text, Matthew 7:7:**

"Ask and it will be given to you; seek and you will find; knock and the door will be opened to you" (Matthew 7:7).

This verse asks us to devote our hearts and souls to seeking the Lord. And our power point reminds us that

 *God blesses us when we persistently seek a relationship with Him.*

YOU NEED:

- Bibles



Prayer and Praise



Seeking God

Lay the first eight listed objects on a table (if you don't have the real objects you can either draw them or write the words on a board). Then call on volunteers, one by one, to select one of the objects and explain how it might illustrate how we are to seek God.

YOU NEED:

- telescope
- compass
- flashlight
- candle
- music
- pen
- CD-ROM
- book
- board and marker (optional)
- Bibles

Debriefing

Ask: **What do you think it means to seek God? How do you seek God? Let's say together our power text, Matthew 7:7:**

***"Ask and it will be given to you; seek and you will find; knock and the door will be opened to you"* (Matthew 7:7).**

This verse asks us to devote our hearts and souls to seeking the Lord. Our power point reminds us that

 *God blesses us when we persistently seek a relationship with Him.*

Fellowship

Allow students to report things that they are pleased or troubled about. Acknowledge any birthdays, special events, or achievements. Give a special, warm greeting to all visitors. Get contact information from the adult who brought them to church. Early in the following week, send a postcard or e-mail letting the visitors know how much you enjoyed having them in your class and that you would like to see them again.

Suggested Songs

- "It's About Grace" (See page 157)
- "Give Them All to Jesus" (*He Is Our Song*, no. 91)
- "Seek Ye First" (*He Is Our Song*, no. 83)
- "He Will Carry You" (*He Is Our Song*, no. 82)
- "You Are My Hiding Place" (*He Is Our Song*, no. 96)
- "Take My Life" (*Praise Time*, no. 61)
- "Where Do I Go" (*Praise Time*, no. 20)

Mission

Use Adventist *Mission* for youth and adults (go to www.juniorpowerpoints.org and click on MISSION) or another mission report available to you. Using a world map, have the students identify and mark with pushpins the location where the mission story is taking place.

YOU NEED:

- world map
- pushpins

Offering

Say: **God reveals Himself to us in a variety of ways. When we catch glimpses of Him—in nature, in the Bible, in the changed lives of Christians—we can show our thankfulness in a number of ways. One of these ways is by bringing our offerings to Him.**

YOU NEED:

- offering plate/basket OR bowl OR stained-glass container

Prayer

Pray asking God to help your students to seek Him persistently. Close with a prayer for the students' joys and sorrows, for the birthday and other special event celebrants, as well as for the visitors.

2

BIBLE LESSON

Introducing the Bible Story

Ask students if they have recently seen arm wrestling. Ask: **What was the outcome? In our story today we'll hear about Jacob, who wrestled with a heavenly being. The heavenly being may have won, but Jacob received a blessing anyway.**

Experiencing the Story

YOU NEED:

- Bibles

Have the students take turns reading aloud from Genesis 32:22-30. Then say: **Think of the most challenging situation in your life so far. How did you turn to God for help? What choices did you make that showed your faith that God would help you although you could not see Him or the future?** (Wait for students to answer these questions.) Then conclude the activity by saying: **Jacob turned to God in his panic and wrestled with Him.**

Debriefing

How is it possible to wrestle with God? What did Jacob get after wrestling with God? Why might it have been easy for him to give up? (The future looked very dark, and he was experiencing both physical and mental anguish.) **He refused to let go of God until he had the promise of God's help. How can your faith in God be strengthened even though you have to wrestle with difficult circumstances? Let's say together our power text, Matthew 7:7: "Ask and it will be given to you; seek and you will find; knock and the door will be opened to you" (Matthew 7:7).**

This verse asks us to devote our hearts and souls to seeking the Lord. Let's repeat our power point together:

🔊 God blesses us when we persistently seek a relationship with Him.

3

APPLYING THE LESSON

YOU NEED:

- Bibles


Exploring the Bible

Say: **Let's look for another example**

in the Bible of persistence in seeking God. Have the group read Luke 18:2-8. Ask: **How is this story similar to Jacob's story? What does it mean to seek God? How is persistence an aspect of seeking God? Why is worship defined as a "seeking" after God?** (Wait for students to answer these questions.) **Let's say together our power text, Matthew 7:7:**

"Ask and it will be given to you; seek and you will find; knock and the door will be opened to you" (Matthew 7:7).

Remember our power point:

 **God blesses us when we persistently seek a relationship with Him.**

Scenario


Read the following scenario to the students:

Samuel says to you: "You know, I went to church once, to Sabbath School twice, and I prayed at lunch for a few days, but God never blessed me. At least I never felt blessed."

Debriefing

Ask: **How do you respond to Samuel? Why didn't he feel blessed? Does God bless us just because we expect to be blessed for doing something? If we define "blessing" as experiencing God's presence in a particular situation, what should Samuel be looking for? Does "persistent" mean a certain length of time, or is it a constant occurrence? What blessings in your life come from knowing God?**

As our power point tells us:

 **God blesses us when we persistently seek a relationship with Him.**

4

SHARING THE LESSON

YOU NEED:

Get Ready to Run

Invite students to share if they had a chance to tell someone about the blessings of knowing God. Ask: **With**

whom did you share your experience of seeking and finding God? How did you explain God’s desire to be involved in each person’s life in order to bless everyone?

- paper
- pencils
- Bibles

Say: **Imagine that you are planning to run a marathon. Maybe you have already run. Maybe you have never run before, but you decide to try it. Write out a plan of action for how you will train for it, and how you will get through the entire run. You can work alone or with others.**

Debriefing

Ask: **So, do you skip preparation and training time? Or do you train for just a week? What do you do to prepare? How do you plan to make the entire run?** (Allow a number of students to give different answers.) **Paul compares our relationship with God to a race. Let’s look up Philippians 3:12-14. What does Paul say is the central focus of his strategy for this race? What do you think is the key element? What can you do to apply this to your life? What can you do to share this truth with someone else?**

Decide to share the good news with others. Our power point contains a promise. It reminds us that

🔊 God blesses us when we persistently seek a relationship with Him.

* Closing

Prayer and closing comments:

Say: **Dear God, we want to seek You every day. We want our relationship with You to grow closer and sweeter. We thank You for the blessings that we receive in return. Amen.**

Reminder to parents:

Say: **Check out the student Bible study guide to find Parents’ Pages for your use in family worship, or however you wish to use them to spiritually guide your children. You may listen to the podcast of the lesson online at www.juniorpowerpoints.org/podcast.php?channel=1.**

Coming up next week:

Say: **Joshua urges a choice. We respond to God in obedience.**

Notes

Student lesson

Seek and Find

People are so different! Some of your friends love nothing more than being outside; other friends are more quiet. Most of the time our differences make our friendships more interesting. Sometimes, however, those differences lead to trouble.

Before their mother, Rebekah, knew that she was carrying twins, she wondered why the “baby” inside of her was so active. It seemed as though there were two babies continually fighting with each other. She prayed and asked God why this was happening, and God told her that she was carrying twins. (See Genesis 25:21-23.) Two nations and two kinds of people were inside of her. “One people will be stronger than the other, and the older will serve the younger” (verse 23).

The first baby was covered with so much red hair that they named him Esau, which means “hairy.” Then the second baby boy was born. Because he was holding on to his brother’s heel, they called this baby Jacob, “grabber” or “heel-holder.”

Unfortunately, Rebekah and her husband, Isaac, each had a favorite child. Because Esau enjoyed hunting as he got older, he was Isaac’s favorite. Jacob, on the other hand, enjoyed staying home with his mother, learning to cook and take care of the goats and sheep; he became his mother’s favorite.

One day when Esau came home from a hunting trip, he was starving! He found Jacob cooking a delicious-smelling lentil stew and asked for some. Jacob remembered

the promise that God had made years before and thought that this was his chance to make it come true. “First sell me your birthright,” he told Esau.

The birthright was the privileged power and inheritance given to the firstborn child. Carelessly Esau replied, “Look, I am about to die. What good is the birthright to me?”

But Jacob insisted, “Swear to me first.” Esau swore to his brother and thus gave up his birthright (Genesis 25:31-34). Then he ate quickly without another thought about what he had done.

Years passed. Jacob moved away from home and eventually married two sisters, Leah and Rachel. His flocks of sheep and goats grew at a tremendous rate, making him a very wealthy man. But he thought often of his mother and father, and he wanted to go back to his home.

Finally he rounded up all his servants, his children, and his herds and began the long journey. As he neared the town of Edom, where his brother lived, Jacob remembered the birthright and realized that Esau might still be angry. Suddenly he was very nervous about his family’s safety.

So he sent some of his men ahead with this message: “Your servant Jacob says, I have been staying with Laban and have remained there till now. I have cattle and donkeys, sheep and goats, male and female servants. Now I am sending this message to my lord, that I may find favor in your eyes” (Genesis 32:4, 5).

But the return message was less than friendly: Esau would meet Jacob with an army of 400 men! Jacob was

frantic with fear.

Jacob decided to spend the night seeking God’s blessing and asking Him to soften his brother’s heart toward him. As Jacob was praying during that dark moonless night, he felt a hand on his shoulder. He became afraid thinking the person next him was an enemy and they began to wrestle.

All night long he wrestled with this person whom he could not identify. As the sun slowly crept up on the horizon, the stranger touched Jacob’s hip, and it immediately went out of joint. The stranger said, “Let me go, for it is day-break.”

Somehow Jacob suddenly knew that he had wrestled with God all night. He panted, “I will not let you go unless you bless me” (verse 26). Then God changed Jacob’s name to Israel, the overcomer. Because Jacob (now Israel) had held on to God, his life would be different from that moment on.

Though exhausted, Israel limped toward Edom. Way off in the distance he saw a cloud of dust grow larger—and nearer. He knew it was Esau, coming with his 400 men, expecting to meet his selfish brother, the cheater who took away his birthright. But Jacob—that is, Israel—had much changed since then. He was now a new person.

As Esau approached, Israel bowed low seven times before him. Esau ran forward toward his brother with his arms outstretched. At last the brothers hugged each other. Both of them were in tears. Jacob’s life and his relationship with his brother were changed after the night he spent with the Lord and came out an overcomer, as his new name, Israel, indicated.

KEY REFERENCES

- Genesis 25:21-34; 32:22-30
- *Patriarchs and Prophets*, chap. 18, pp. 195-203
- *The Bible Story* (1994), vol. 2, pp. 32-35
- *Our Beliefs*, nos. 11, 3, 10

POWER TEXT

“Ask and it will be given to you; seek and you will find; knock and the door will be opened to you” (Matthew 7:7).

POWER POINT

God blesses us when we persistently seek a relationship with Him.



Sabbath

DO Do the activity on page 60.

LEARN Begin learning the power text.

Sunday

READ Read Genesis 32:22, 23 and this week's story, “Seek and Find.”

WRITE On a piece of paper, write the power text and cut it out. Place it where the text is found in your Bible, that is, Matthew 7:7.

LEARN Begin to learn the power text.

PRAY Ask God to give you a strong desire to seek Him every day.

Monday

READ Read Genesis 32:24-30.

PLAY Get together with a friend or family member and engage in some kind of fun activity in which you are competing (for example, a Bible game that requires problem solving and intelligent discussion). Afterward, discuss how this experience is similar to the way in which you might seek God.

THINK Think about how eager you are to be successful in a family game. Are you that eager to know God?

REVIEW Review the power text.

PRAY Thank God for the awesome privilege of knowing Him.

Tuesday

READ Read Hebrews 11:6.

THINK Think of everyday situations that illustrate how one should seek a relationship with God.

ASK Ask a family member or a friend to share with you an experience they had when they were searching for something that they really wanted to find. How did they feel when they finally found that for which they were searching?

REVIEW Review the power text.

PRAY Ask God to daily remind you to seek after Him.

Wednesday

READ Read Psalm 9:10.

FIND Look up “seek” in a concordance and find three other scriptural references that talk about seeking God.

THINK When have you been so hungry you would have given anything for some food the way Esau did? Have you felt that hungry for knowing God? Why or why not?

REVIEW Review the power text.

PRAY Ask God to give you a deep hunger to know Him.

Thursday

READ Read Amos 5:4.

SING Sing at least the first verse of “Have Thine Own Way, Lord” (*The Seventh-day Adventist Hymnal*, no. 567).

THINK How are the words of this song like Jacob's request, found in Genesis 32:26, when he was wrestling with the angel? How are they different?

REVIEW Review the power text.

LIST List 10 blessings you received from God.

PRAY Thank God for the blessings He freely gives.

Friday

READ Read Matthew 7:7, 8.

WRITE In your Bible study journal, write a letter to God about how you want to seek Him. Write it as if to a friend you want to know better.

SAY Say the power text from memory.

PRAY Thank God for the privilege of being His child and receiving unconditionally the gifts of His grace.