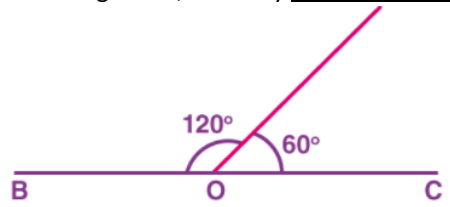
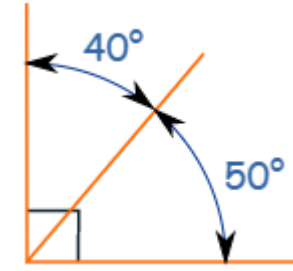


# GRADE 6: Wednesday 11<sup>th</sup> August

DAILY CHECK IN: <https://forms.gle/wNxMPxWzynHX8DoC7>

Please make sure you have completed your Daily Check In. Your teacher will be marking the roll at 1 PM and needs to see that you are ready to learn 😊

READING	WRITING	MATHS	INQUIRY/OTHER
<b>Learning intention</b>	<b>Learning intention</b>	<b>Learning intention</b>	<b>Learning intention</b>
We are learning to develop an in-depth understanding of a text.	We are learning to combine aspects of texts we have read into our own writing.	We are learning to understand supplementary and complementary angles.	We are learning to demonstrate our understanding of immigration.
<b>Success Criteria</b>	<b>Success Criteria</b>	<b>Success Criteria</b>	<b>Success Criteria</b>
<p>I can identify and explain main events and issues within a text.</p> <p>I can respond to questions using key details and text evidence.</p>	<p>I can compare similarities and differences between texts.</p> <p>I can use elements from different stories to create my own.</p>	<p>I can find the value of supplementary angles.</p> <p>I can find the value of complementary angles.</p>	<p>I can explain some common reasons people immigrate.</p> <p>I can outline the challenges and successes of immigration.</p>
<b>Task</b>	<b>Task</b>	<b>Task</b>	<b>Task</b>
<p><b>All classes can access their Novel Study Questions <a href="#">HERE</a>. Just go to the slide that has the questions for your book.</b></p> <p>Today we will be continuing with our class Novel Study. If you have a copy of your class book you can use that. No copy? Click on your class novel below to find today's chapters. If you would like to read along with your teacher as they read the chapter, click on the <b>audio link below</b>.</p> <p>Tuck <a href="#">Chapter 19</a> &amp; <a href="#">Audio</a> Hatchet <a href="#">Chapter 14</a> &amp; <a href="#">Audio</a> Once <a href="#">Chapter 14</a> &amp; <a href="#">Audio</a></p> <p>Prior to reading your chapter/s today click the link below to see what questions you will need to respond to. Remember you can answer these questions while you read the chapter or at the end. Don't forget to respond using <b>RACE</b>.</p>	<p><b>Writing Mash Up Challenge</b></p> <p>Have you ever noticed how some books remind us of other books? They might not be <u>exactly</u> the same, but the way the authors write them seem kind of familiar.</p> <p><i>For example: The way David Walliams writes his books reminds us of the way Roald Dahl wrote his books because they both use down-on-their-luck characters who somehow manage to achieve brilliant things. And while the Harry Potter and Percy Jackson series follow very different storylines, the way the authors create mystical, magical worlds out of an ordinary setting is very similar.</i></p> <p>It's okay to borrow little bits and pieces from the books we read. This is something that clever writers do, and this is what you will be working on today.</p> <p>Think of your two favourite books, identify an important element from each (such as a character, a setting, or a complication) and combine them to create your own idea.</p> <p><i>For example: Felix and Zelda (Once) get sent to Camp Green Lake (Holes). Brian (Hatchet)</i></p>	<p>Today we are going to review what we have learnt about supplementary and complementary angles.</p> <p><b>Supplementary angles</b> are angles which are on a straight line, and they <u>add up to 180°</u></p>  <p><b>Complementary angles add up to 90°</b></p>  <p><b>Think of:</b></p> <p>"C" of Complementary is for "Corner" (a Right Angle), and "S" of Supplementary is for "Straight" (180° is a straight line)</p> <p>Complete the following <a href="#">supplementary</a> and <a href="#">complimentary</a> angles tasks.</p>	<p><b>Operation: Immigration – Mars</b></p> <p>We have been learning all about the causes and challenges of immigration in class lately, and today you get a chance to show what you know in a very creative way.</p> <p>You are going to imagine that you are leaving Earth and immigrating to Mars. Use the following prompts to help you create a 'journey journal':-</p> <ul style="list-style-type: none"> <li>- why are you leaving Earth?</li> <li>- how will you get to Mars?</li> <li>- what will you need for the journey?</li> <li>- what challenges do expect to face once you finally arrive?</li> <li>- what are you hoping to find when you arrive?</li> </ul> <p><i>Remember: This is an extremely difficult and dangerous journey (387,530,000 km to be exact)! Think about some of the reasons people immigrate that we have learned in class and be clear about why you are taking such a big risk.</i></p> <p>Use your 'student voice' to choose how you are going to show your 'journey journal'. You could complete a written entry with responses</p>

**R****RESTATE THE QUESTION**

Restate or reword the question and turn it into a statement.

**A****ANSWER THE QUESTION**What is being asked?  
Answer all parts of the question.**C****CITE THE SOURCE**Tell where you found examples and details in the text.  
In paragraph 2... The text states... The author says...**E****EXPLAIN** your response. Give evidence from the text to support your answer. Add your thoughts.  
For example... This shows... This means... I believe...

**If you missed yesterday's chapters here are the links.**

**Monday**Tuck [Chapter 15](#) [Chapter 16](#) & [Audio](#)Hatchet [Chapter 12](#) & [Audio](#)Once [Chapter 12](#) & [Audio](#)**Tuesday**Tuck [Chapter 17](#) & [Chapter 18](#) & [Audio](#)Hatchet [Chapter 13](#) & [Audio](#)Once [Chapter 13](#) & [Audio](#)

*is stuck in the wilderness but can only think in rhymes (Dr. Seuss).*

Once you have your idea, it is time to draft an orientation (that introduces your main characters and the setting) to a story. It is important that you describe your elements in detail while doing this.

Imagine that whoever reads your writing hasn't read either of the books you're borrowing ideas from before. Make sure you include key details about the setting and make sure you include the key traits of the characters.

to the prompts, create a map and plan with labels and captions based on the prompts, or record a video along the way while reflecting on the prompts.

You will need to use a bit of imagination when completing this task, but don't forget to include the things we have been learning about immigration in class in your 'journey journal'.

**Too hard?**

Complete each question as best that you can. Read along with your teacher by listening to your chapter's audio.

**Too hard?**

Use the example from above where Felix and Zelda (from Once) get sent to dig holes at Camp Green Lake (from Holes). Make sure you start your writing with 'Once, I was ...' just like Felix does, and include Zelda's catchphrase, 'don't you know anything?'

**Too hard?**

Complete the main task. Make sure you use an algorithm to help you find each missing angle. Remember we are subtracting. For example:

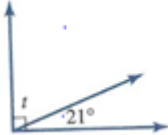


To find the missing complementary angle I do the following:

$$\begin{array}{r} 90 \\ - 12 \\ \hline 78 \end{array}$$

**Too hard?**

If you are struggling to think of reasons why you would leave and what you were hoping to find in Mars, just focus on these prompts:-  
- how will you get to Mars?  
- what will you need for the journey?  
- what challenges do expect to face once you finally arrive?

<p><b>Too easy?</b></p> <p>Make sure that you have followed RACE. Check that you have included multiple pieces of evidence to support your answer and that you have explained the evidence.</p>	<p><b>Too easy?</b></p> <p>Have you checked your sentence fluency? What about your word choice? Challenge yourself by not using any dialogue today and focus on 'show, don't tell' instead.</p>	<p><b>Too easy?</b></p> <p>Complete questions 1, 2 and 3 for each of <a href="#">sheet 1</a> and <a href="#">sheet 2</a>. Look at the worked examples at the beginning of each sheet, to explain how to calculate the missing values.</p> <p>Example: The whole angle is 90 degrees and 21 is shown the missing value for 't' space is  <math>t = 90 - 21</math>  <math>= 69</math> degrees</p>  <p>If the value of the missing space was 3t then that would mean that we have to divide the missing space by 3.  Example = <math>90 - 21 = 69</math>  69 divided by 3 = 23  Therefore <math>t = 23</math>  (I have 3t which is <math>3 \times t</math> so the missing space is still 69 degrees, but the value for t is less)</p>	<p><b>Too easy?</b></p> <p>Challenge yourself to show your learning in a clear and creative way. This could be a series of detailed diary entries, or a comic strip showing different aspects and emotions of the journey. You could even act out a few video entries and put them together into a movie!</p>
<p><b>Don't have _____?</b></p> <p>Don't have access to your class novel? Respond to one of the following questions for your own independent reading book. Make sure you use text evidence in your response. <b>(Choose a different option to yesterday).</b></p> <ul style="list-style-type: none"> <li>- Describe one event that has happened and why it is significant for your book.</li> <li>- Describe one of your characters: Think about the following questions to guide you: How have they changed? Have you learnt something new about them? How have they been affected by an event? What is their relationship with another character?</li> <li>- What do you predict will happen next in your book and why do you think that? Write a summary of the main events from the chapter you have read today.</li> </ul>	<p><b>Don't have _____?</b></p> <p>No extra materials or resources are required for this lesson. You can complete this on your netbook in a Word document, or in an exercise book if you have equipment at home.</p>	<p><b>Don't have _____?</b></p> <p>Complete task as set.</p>	<p><b>Don't have _____?</b></p> <p>No extra materials or resources are required for this lesson. However, if you don't have much of an imagination, you might be in trouble! 😊</p>

# Tuck Everlasting

## Chapter 19 Questions:-

1. How did the man in the yellow suit first learn about the Tucks?
2. How might the story have differed if Mae hadn't brought the music box with her when she went to meet her sons?
3. Describe the plan of the man in the yellow suit. How did the Tucks and Winnie fit into his plan?

# Hatchet - Chapter 14

## Vocab Bank:-

impaired: weakened or damaged in some way

sulphurous: containing sulphur (and having the distinct smell of sulphur)

vital: absolutely necessary or essential

## Questions:-

1. Brian concludes that mistakes made in his situation are more serious than in the city. Do you agree with this? Why?
2. According to Brian, what was the 'great, single driving influence in nature'? Use quotes and a page number from the text.
  3. What lessons did the skunk teach Brian?
  4. Explain Brian's solution for storing fish.

# Once - Chapter 14

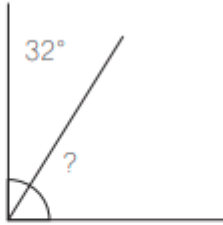
## Chapter Questions:-

1. Describe Felix's state of mind as this chapter opens.
2. Describe your own feelings as you read about his close shaves and what he discovers upon returning to his hideout.
3. The importance of books is emphasized again in this chapter. Felix's favourite gets him into terrible danger but other books save him. What do books symbolize and mean for Felix?
4. What is the theme of this chapter?

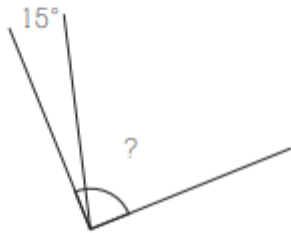
# Complementary Angles

Find the missing angles.

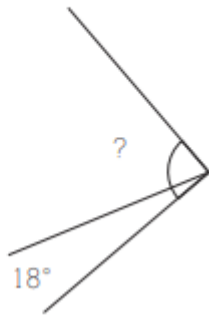
1.



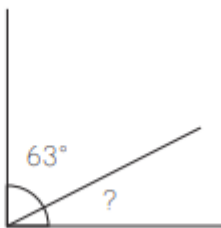
2.



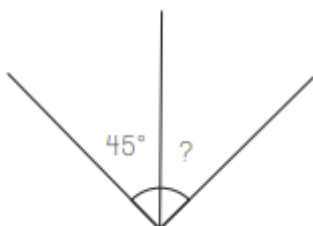
3.




4.



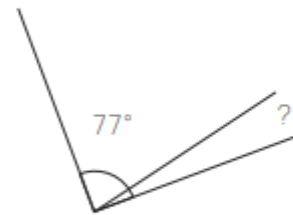
5.



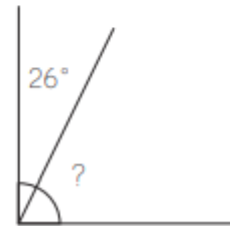
6.



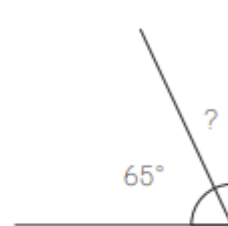
7.



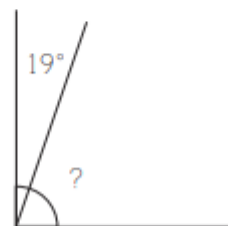
8.



9.



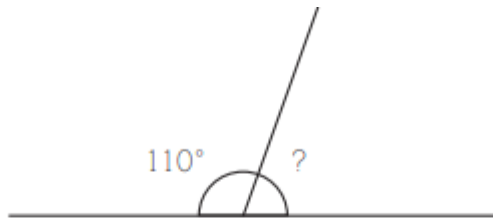
10.



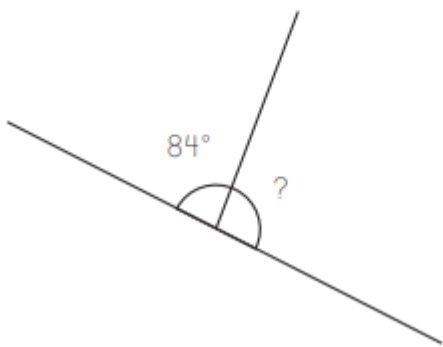
# Supplementary Angles

Find the missing angles.

1.



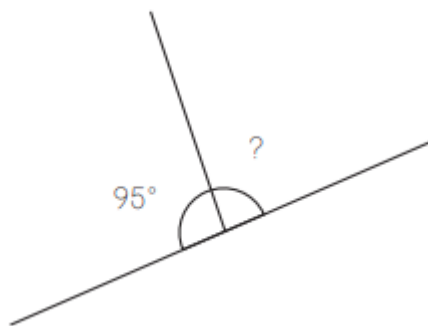
2.



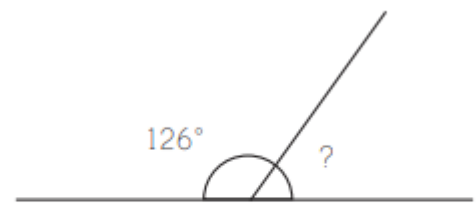
3.



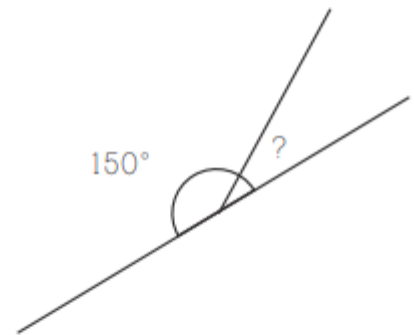
4.



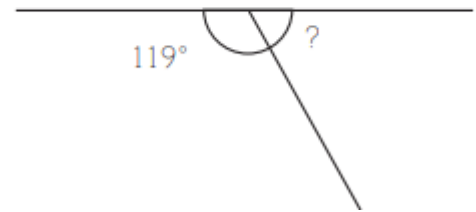
5.



6.



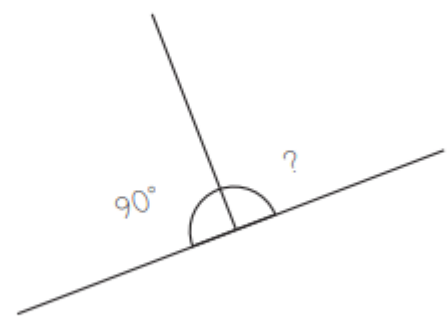
7.



8.



9.



10.

