

Grades 1 – 3

CAPS-approved Catalogue



Welcome



At Pearson, we believe that learner performance can be improved when both teachers and learners are equipped with quality learning resources filled with relevant and engaging content.

We are proud to present our Grades 1 – 3 CAPS-approved catalogue of titles from Maskew Miller Longman, Heinemann and Pearson. Explore our range of textbooks, teacher's guides, big books, readers and phonic programmes, designed to help your learners make progress through this important foundational phase in their learning journey.

To support you in the classroom, we continue our strong tradition of excellence in teacher training. These teacher-training workshops are run across the country by our dedicated and passionate team of trainers whom are trained teachers. If you require more information about our workshops, please contact your local Pearson office.

Wishing you all the best for the year ahead.

Reggie Mokotsi
Executive Director: Sales
Pearson South Africa

Contents

About Pearson	2
----------------------	----------

Grades 1–3 CAPS Textbooks	5
----------------------------------	----------

<i>Platinum English First Additional Language</i>	7
<i>Platinum Home Languages</i>	8
<i>Platinum Mathematics</i>	9
<i>Platinum Life Skills</i>	10
<i>Spot On English Home Language</i>	13
<i>Spot On Mathematics</i>	14
<i>Spot On Life Skills</i>	14
<i>Day-by-Day English</i>	17
<i>Day-by-Day Mathematics</i>	17
<i>Day-by-Day Life Skills</i>	18
<i>Afrikaans sonder grense – Eerste Addisionele Taal</i>	20
<i>Keys to English – English First Additional Language</i>	22
<i>Sinothile – isiZulu Home Language</i>	23
<i>Smart-Kids Mathematics</i>	24
<i>Classroom Mathematics</i>	25

Graded Readers and Big Books	27
-------------------------------------	-----------

<i>Kagiso Readers</i>	28
<i>Day-by-Day Big Books</i>	29
<i>Rimpelstories</i>	29
<i>Spot On English Home Language Grade 1 Starter Readers</i>	30
<i>Spot On Grades 1–3 Readers</i>	30

Reading and Phonics Programmes	31
---------------------------------------	-----------

<i>Letterland Phonics Programme (CAPS-approved)</i>	32
<i>Vuma Reading Instruction Programme (CAPS-aligned)</i>	34

Our Grades R–3 supplementary resources can be found in the Grades R–7 Library & Supplementary Resources Catalogue.

Key to symbols



This title is also available in eBook format.



Features one or more digital resources, e.g. CD, DVD, Online Support.



Resources with audio components.



New title available.



This title is also available in Afrikaans.



Additional information.

About Pearson

At Pearson, home of Maskew Miller Longman and Heinemann, we're here to help people make progress in their lives through learning.

Learning isn't a destination, starting and stopping at the classroom door. It's a never-ending road of discovery, challenge, inspiration, and wonder.

For many people, learning is the route to a job to support their family or the skills to help them progress in their career. For others, it's simply a passion for discovery.

Whether it's in the classroom, at home, or in the workplace, learning is the key to improving our life chances.

That's why, at Pearson, we provide trusted CAPS-approved textbooks, digital and supplementary resources, services and support, and professional development

courses, to make learning more engaging and effective.

We create content in all 11 official languages and have a footprint in all 9 provinces. Our unique insight and local expertise comes from our long history of working closely with the Department of Education, teachers, learners, researchers, authors and thought leaders.

We have a clear and simple set of values – in everything we do, we inspire to be brave, imaginative, decent and accountable. These values describe what is important to all of us, and guide us to do what is right for the world around us.

Every day all over South Africa, our products and services help learning flourish. Because wherever learning flourishes, so do people.

Learn more at za.pearson.com



Our strategic partners

Our dedication to creating positive social impact shapes everything we do, from our products and strategies to the way we engage with our millions of learners, partners, and communities around the world.

We are fortunate to have found B-BBEE partners who share our passion and commitment to education and will enable us to continue to positively impact many thousands of learners across South Africa.

Sphere Holdings is excited to be part of an enterprise whose key focus is on improving knowledge and education in South Africa. The relationship with Pearson South Africa aligns this imperative with their passion for delivering meaningful interventions for change.

Sphere Holdings (Pty) Ltd

- Itumeleng Kgaboesele
- Marang Denalane

Sphere Holdings was founded in 2003 and has a transformative business model that creates wealth that uplifts by putting real money back into the community with a focus on education. Since inception, about 14% of Sphere has been owned by four community charities with a focus on education.

Pearson Marang Education Trust

Through research, engagement and development at the coalface of education, the school and the classroom, the Pearson Marang Education Trust has focused on best practice as an approach to improving the quality of teaching, learning and school management in South Africa. The Trust brings deep knowledge of school improvement and performance into this dynamic partnership.

“

We look forward to working with Pearson to adapt their unparalleled global education expertise, content and services to meet the needs of South African learners, teachers, education departments and schools.

”

Marang Denalane, Sphere director and Pearson SA board member

The challenge for education is not just about providing access, but also ensuring progress.

For Pearson, providing great products and services is just the beginning. It's important for us to know that they are working. Everything we do is driven by its measurable impact on learning outcomes. ***We call this efficacy.***

In 2013, we announced our commitment to report publicly on our progress and make the results transparent. We were the first education company to make this commitment.

By focusing on the efficacy of our products and services, we can see exactly how effective they are at producing successful

outcomes for learners. This involves continually measuring, assessing, and improving everything we do and putting the learner at the heart of our learning solutions. By questioning everything, we ensure that we're always delivering better results.

We work with educators and learners to continually improve our products and services, ensuring they have the most positive impact on learning. In this way, we're able to deliver better education to more people – whatever, whenever, wherever, and however they choose.

Read some of our efficacy reports to learn more about our products and their impact on [pearson.com](https://www.pearson.com) or [classroomsolutions.co.za](https://www.classroomsolutions.co.za)

For us, the future's already begun

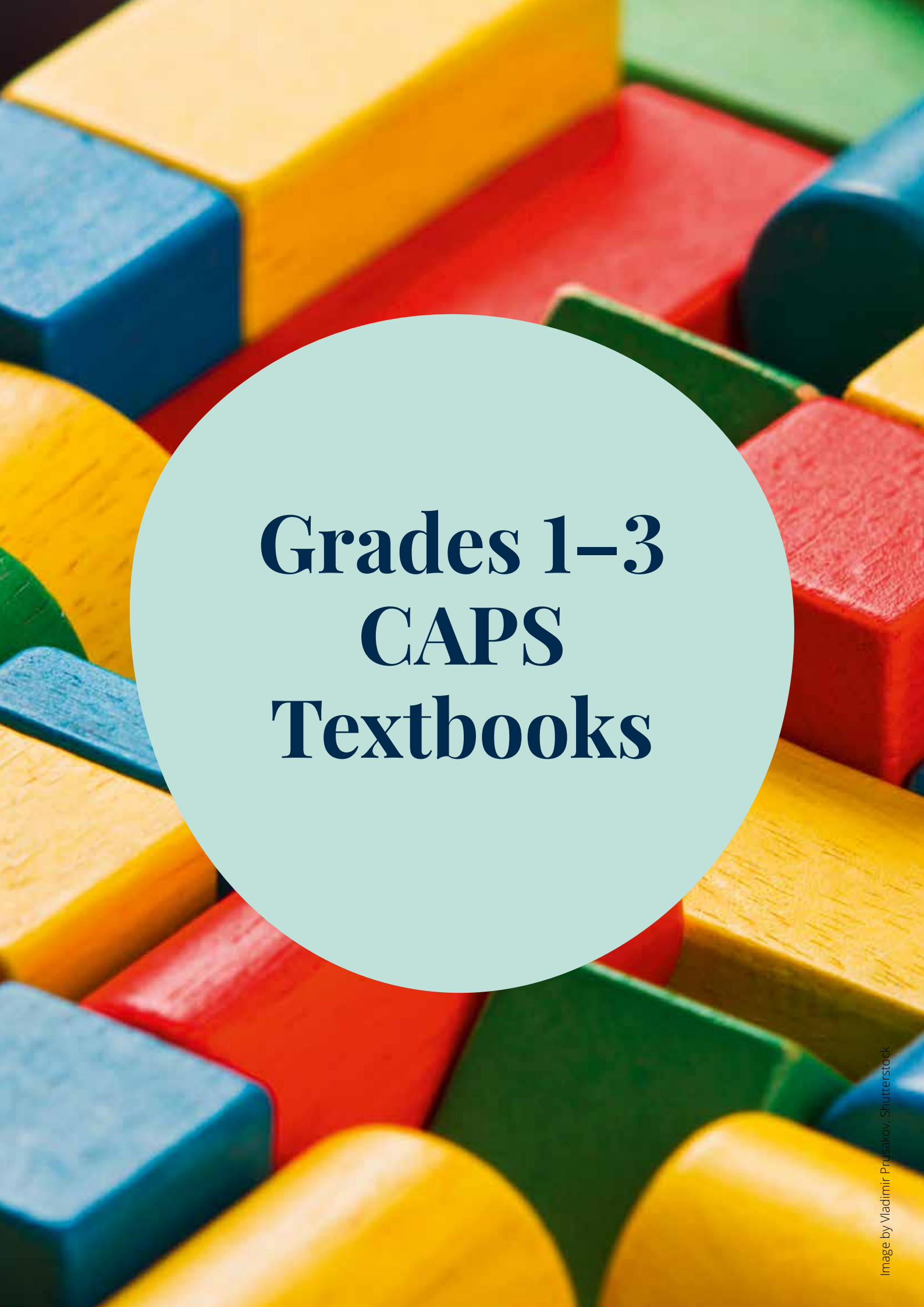
It's a future full of powerful challenges and exciting opportunities. While we're dedicated to making change happen, we're well aware that we can't do it alone.

So we collaborate with employers, teachers and educational experts, entrepreneurs, and other organisations to gain in-depth global perspectives and develop pioneering ideas that will help solve the many educational challenges facing the world.

Working with you enables us to make even bigger changes happen as we collaborate to address some of the biggest education challenges.

One of our initiatives is **Project Literacy**, a campaign to bring the power of words to everyone so that by 2030, every child born can grow up to be a literate adult. Learn more at [projectliteracy.com](https://www.projectliteracy.com)

Our dedication to creating positive social impact shapes everything we do, from our products and strategies to the way we engage with our millions of learners, partners, and communities around the world.



Grades 1–3 CAPS Textbooks

Platinum

Simply Superior!

- **Superior** CAPS coverage – written for the Curriculum and Assessment Policy Statement by expert authors
- **Superior** illustrations and activities to improve results and motivate learners
- **Superior** teacher support to save time and make teaching easy
- **Superior** quality = **SUCCESS!**



FREE workbooks can be downloaded at
www.classroomsolutions.co.za

The *Platinum* ePlanner DVD is filled with photocopiables, lesson plans and videos that assist with classroom management.



Platinum English First Additional Language



- Each term is divided into themes that have been designed to be familiar to learners. This offers learners plenty of opportunities to learn language in context.
- The texts in the Learner's Book are suitable for use during Shared Reading and storytelling sessions.
- Graded Readers are available for Grades 2 and 3.
- In addition, the *Alphabet chart* and *New word list* provide supplementary support.

Components


- Grade 1 Learner's Books
- Grade 2 and 3 Learner's Books – with **FREE READERS!**
- Teacher's Guides, which include photocopiable worksheets, an e-Planner DVD with resources and teacher training videos.




Listen and speak

1. Look at the pictures of a school. Answer the questions below.

a)



b)





a) What can you see in Picture a)?
b) What can you see in Picture b)?
c) What do you do at school?
d) What do you wear to school?
e) Who are your friends?
f) Do you like school? Say why.

10 Theme 2 My school

2. Tell a friend:

a) How old were you in Grade 1?
b) What happened on your first day at school?
c) Who were your friends in Grade 1?
d) How old will you be in Grade 3?
e) What would you like to learn in Grade 2?

11 Theme 2 My school


Familiar themes teach language in context

Platinum English First Additional Language Grade 2 Learner's Book



ALSO AVAILABLE:

Platinum English Wallcharts



Platinum Home Language



- Each term is divided into themes covering the required Home Language content. The themes have been carefully planned to cover key language skills and provide a rich context for learning.
- To support learners, every theme has a *Word box* to link new vocabulary to the theme.
- The books are available in Afrikaans, English, isiXhosa, isiZulu, Sepedi, Sesotho, Setswana, Siswati, Tshivenda and Xitsonga.
- To enable Shared Reading and Group Guided Reading, Graded Readers and Big Books are available for English, isiXhosa, isiZulu, Sepedi, Setswana, Afrikaans (CAPS-approved Readers and Big Books) and Sesotho (CAPS-approved Big Books).

Components

- Learner's Books
- Teacher's Guides, which include photocopyable worksheets, an audio CD and an ePlanner DVD.

Themed activities cover different language skills

Learn about sounds

1. Use the letters the octopus is holding to make as many **oi** words as you can. Write them in your exercise book.

2. Complete the sentences with **oi** or **oy** words.

- The _____ spill was dangerous for the penguins.
- Don't _____ the environment by throwing rubbish into the river.
- The children loved playing with their _____.
- There are lots of _____ and a few girls in our class.
- Tom wanted to _____ the environment club.

3. Use the letters the crab is holding to make as many **oi** words as you can. Write them in your book.

4. Draw four circles labelled **oi**, **oi**, **oy**, and **oy**. Look at the pictures and write the word for each picture in the correct circle.

5. The sentences below are missing double letter words. Find the words in the wall and rewrite the sentence with the correct words in the spaces.

a) If we don't recycle, the world _____ soon _____ up with rubbish.

b) She _____ sea-_____ on the seashore.

c) The busy bee goes _____ on the garden _____.

6. Read the sentence below. Find a word in the sand that means the same as the underlined words (a synonym).

Sand Thing was cross when the beautiful beach was spoilt by heaps of rubbish.

angry slowly sunny

Platinum English Home Language Grade 2 Learner's Book

Platinum Mathematics



- Terms are divided into content areas to ensure full coverage of the curriculum.
- Targeted worksheets provide additional practice opportunities for each content area. The worksheets target three ability levels – struggling learners, average learners and high flyers.
- In addition, Mental Mathematics activities are provided daily.
- These books are available in Afrikaans, English, isiZulu, Sepedi, Sesotho and Setswana.

Components

- Learner's Books
- Teacher's Guides, which include photocopiable worksheets and an ePlanner DVD.



Kelo ya Semmušo ya Modiro wa 1

- Ngwala dinomoro ka tatelano ya maleba.
a) 7, 13, 67, 45, 2, 98 b) 45, 75, 12, 54, 98
- Ngwala ka masome le botee, mohlala, $89 = 80 + 9$
a) 24 b) 78
c) 65 d) 43
- Go na le balemane ba 23 ka phaposing ya ka. Ke balemane ba 17 fela boo ba lego sekaolong lehono. Naa ke balemane ba ba kae boo ba sego gona?
- Koko o na dikgogo tse 12. O rekile dikgogo tse dingwe tse 9. Naa koko o na le dikgogo tse kae bjalo?
- Lekanetša nomoro go kgauwini le 10.
a) 17 b) 82
c) 76 d) 45
- Matome o reka letena o šomiša R20 ya pompi. O reka sangwetši ya R11,50, meetsana o R1,25. Naa Matome o hwetša tšhentšhi ya bo kae?
- Ngwala marara o palomoka.
a) $4 + \square = 19$ b) $47 - 12 = \square$
- Peditatša dinomoro.
a) 8 b) 4
- Ripogore dinomoro.
a) 10 b) 18

- Ngwala tatelanomoka.
a) 155, 154, _____, 150, _____, 148
b) 500, 400, _____, 100
- Go na le dikhutathara tse kae?
a) Go na le didiko tse kae?
b) Go na le dikwere tse kae?
c) Go na le dikhutlannethwii tse kae?
- Naa ke naka mang go sešupanako se sengwe le se sengwe?
a) b) c)
- Lebelela tšhupamabaka gomme o arabe dipotšišo.
a) Naa di 5 Oktobere ke letšotši lefe?
b) Naa ke matšotši a ma kae go tloga go letšotši la ka la matswalo go ya go letšotši la muna la matswalo?
c) Go lehono e le di 9 Oktobere, ke matšotši a ma kae go finla ge o eya makhutšong?
- Lebelela ditšhele.
a) Ke tšheke e fe ye e swerogo tše dintši?
b) Ke tšheke e fe ye e swerogo tše di nnyane?
c) Naa tšheke ya go feto ka mako ka bogala swere tše dikaakang?

Exercises and assessment tasks systematically presented

Platinum Mmetse Grade 3 Learner's Book



ALSO AVAILABLE:

Platinum Maths Wallcharts



Platinum Life Skills

- Each topic has been developed to help learners master the required content knowledge, skills and concepts.
- Visual images assist them to understand content and concepts, and a variety of activities contribute to consolidating the content for learners.
- These books are available in Afrikaans, isiXhosa and Sesotho.

Components

- Learner's Books
- Teacher's Guides, which include photocopiable worksheets and an ePlanner DVD.

Core concepts to be covered during the term are displayed clearly

Activities at the beginning of each term determine what topics need to be reviewed


Kwartaal 1

Ek is spesiaal



1

Gesonde gewoontes



3

By die skool



2

Die weer



4

Teken



5

Hinkspel



6

Kyk na die prente en beantwoord die vrae wat die onderwyser vra.

1. Watter dinge doen jy graag saam met jou maats?
2. Wie sit langs jou in die klas? Wat is jou skool se naam? Wat is jou onderwyser se naam?
3. Was jy jou hande voordat jy eet? Was jy jou hande nadat jy die toilet gebruik het?
4. Wat doen jy graag wanneer dit reën?
5. Kan jy 'n prentjie van jouself teken?
6. Weet jy hoe om eenbeentjie te speel?

Letaand getek in Kwartaal 1
Onderwerp 1: Onderwerp 2: By die skool
Onderwerp 3: Gesonde gewoontes; Onderwerp 4: Die weer

Platinum Lewensvaardighede Graad 1 Leerderboek

“

The *Platinum* books are rich in content, user-friendly and make planning easier.

I like the assessment and revision questions at the end of each chapter. The learners can relate to the content in *Platinum* by looking at the pictures.

It uses South African examples, the language is accessible and there are clear instructions. The learners have grown in confidence and the marks are improving slowly but surely.

”

Vuyeliwa Maqungo, teacher,
Igungu Primary School, Gauteng





Spot On is spot on!

- **Spot On** Foundation Phase has been developed by teachers, for teachers
- **Spot On** improves results and makes learning enjoyable
- **Spot On** makes teaching a pleasure and is easy to use
- **The Teacher's Guides** offer full support, and aid in both weekly and daily planning



Each **Spot On** Teacher's Guide comes with a **FREE Teacher Resource Pack**, filled with additional worksheets.

Spot On English Home Language



The Learner's Workbooks have been developed according to CAPS, and consist of worksheets to ensure learners develop the literacy skills they need. Clear instructions and engaging pictures make learning enjoyable.

Teacher's Guides offer full support to the teacher:

- Comprehensive term plans ease the teacher's workload.
- Clear, step-by-step teaching guidance ensures the teacher always feels confident in the classroom.
- Each *Spot On* Teacher's Guide comes with a **FREE** Teacher Resource Pack, consisting of additional worksheets, flash cards and handwriting templates.

Components

- Learner's Books
- Teacher's Guides



Activity 4: Beginning sounds

Write the beginning sounds.

_umb	_ick	_ell	_ip	_idle
_am	_art	_ask	_leaf	_eese
_ark	_air	_ale	_op	_liver
_ink	_eel	_ice	_leaf	_in
_imp	_ack	_ip	_iskers	_ead

Spot On English Home Language Grade 3

Activity 13: The ee sound

The words with the letters in **bold type** all have the long **ee** sound. This sound is the same as the name of the letter **ee**.

The long **ee** sound is spelt in many ways such as – **he**, **each**, **tree**, **been**, **key**, **free**, **happy** and **family**.

Circle the letter or letters that make the long **ee** sound in each sentence.

1. He is a big, bad **bully**.
2. I had been crying and Thandi gave me some sweets.
3. My teacher, Miss McGee was very angry.
4. Take the jelly or a bee will get it.
5. Maybe I will come back this weekend.

Spot On English Home Language Grade 3

Spot On English Home Language Grade 3 Learner's Workbook



Spot On Mathematics

- The Learner's Workbook has everything learners need in one book.
- Spot On Teacher's Guides come with a **FREE** Teacher Resource Pack, which includes extra worksheets, flash cards, number grids, photocopiable resources and 16 full-colour posters.
- Spot On Mathematics is available in English, isiXhosa, Sepedi, Sesotho and Siswati.

Activity 3: Number 19

Example
Calculate $11 + 8$.

Solution
 $11 + 8 = 10 + 1 + 8$
 $= 10 + 9$
 $= 19$

Example
How many strawberries?

Solution
19 strawberries

Activity 3

- Trace the 19s. 19 19 19 19
- Trace the word. nineteen
- Complete.

a) $12 + 7 = \square$	b) $13 + 6 = \square$
c) $14 + 5 = \square$	d) $16 + 3 = \square$
e) $17 + 2 = \square$	f) $9 + 10 = \square$
g) $6 + 13 = \square$	h) $18 + 1 = \square$
i) $4 + 15 = \square$	j) $8 + 8 + 3 = \square$
k) $10 + 6 + 3 = \square$	l) $10 + 4 + 5 = \square$

Spot On Mathematics Grade 1

Spot On Mathematics Grade 1
Learner's Workbook

Tiro ya 2: Goreng re tihoka dijo tse di slameng

- O ka tsenya eng jaaka dijo tsa sekolo tsa matshegare? Tshasa dijo tse ka mmala okhibidu. O ka tsenya eng jaaka dijo tsa pikiniki? Sekaletsa dijo tse ka botata.

- Kgetha eningwe ya matoko a fa tiase go feleletsa polelo.

Bekaretse	tekantsho ya dijo	ikatiso	go hema	matla	tile	pelo
-----------	-------------------	---------	---------	-------	------	------

- Mofuta le tihwatihwa ya dijo tse re dijang e bidiwa _____ tsa rona.
- Go ja dijo tse di farologaneng go thusa go tshwara mmele o _____ le _____.
- Mmele wa gago o batla dijo go go fa _____.
- O batla matla go _____ go _____ gape le go tshwara _____ e betsa.

Spot On Dilagano tsa botshelo Kereiti 3

Spot On Life Skills Setswana Grade 3
Learner's Workbook

Spot On Life Skills

AFR

- Learner's Workbooks consist of worksheets and an illustrated glossary of words that will ensure learners develop the skills they need.
- Clear instructions and engaging pictures make learning enjoyable.
- The Teacher's Guides offer full teaching plans, lesson plans, advice and completed worksheets from the Learner's Book.
- In addition, each Teacher's Guide comes with a **FREE** Teacher's Resource Pack consisting of additional worksheets.
- Spot On Life Skills Grades 1–3 is available in isiXhosa, isiZulu, Setswana and in Afrikaans as *Kollig Op*.

Components of Spot On Mathematics and Life Skills

- Learner's Workbooks
- Teacher's Guides

“

Spot On is detailed and to the point. The Teacher's Guide is well organised. The continuation of matter from each grade to the other is maintained.

”

Mrs MA Ludids, teacher,
Bornmoso Primary School,
Eastern Cape



DAY-BY-DAY

You are still in good hands with *Day-by-Day*!

- The trusted *Day-by-Day* series is fully CAPS-compliant
- The content has been tried, tested and proven to work
- It provides easy daily planning and assessment for teachers



FREE workbooks can be downloaded at
www.classroomsolutions.co.za

The *Day-by-Day* ePlanner DVD is filled with photocopyables, lesson plans and videos that assist with classroom management.

Day-by-Day English

CAPS-approved Big Books are available. See page 27 for more information.

Day-by-Day Mathematics

- Clear, simple instructions help learners understand and complete activities.
- A variety of activities offer plenty of opportunities to practice skills.
- It provides easy daily planning and assessment for teachers.
- *Day-by-Day Mathematics* is available in Sepedi, Siswati and Xitsonga.

Components


- Learner's Books
- Teacher's Guides, which include a **FREE** ePlanner DVD.



Hlogo ya 4: Lephela le lebotse

Rarolla dipalontšū: Ripa ka bogare o be o pedifatše ka dikabo tša go lekana

1. Go na le bana ba 20. Go na le ditseki tše 4. Naa ke bana ba bakae ka gare ga tekisi e nngwe le e nngwe?

2. 

Thulani o na le dikherotse tše 18 tšeo di melago mathalading. O ka seripagare sa dikherotse. Naa go šetše dikherotse tše kae?

3. Kelly o na le matšoba a 9 ka serapaneng sa gagwe. A mangwe a mela. Ga bjale o na le palo yeo gabedi. Naa ga bjale Kelly o na le matšoba a makae?

4. Seripagare sa palo ka marung a matala. Pedifatša dinomoro ka gare ga maru a mapududu.

a. 16

b. 14

c. 18

d. 13

e. 24

f. 17

Thala o be o bale dikerafo tša diswantšho

1. Lebelela dikerafo gomme o arabe dipotšišo.

Palo	dipshingalera	maruwa	hagi	digwaga
6				
5			3	2
4			2	2
3	2		1	1
2	1			
1		1		

Palo ya diphoafalo tše ka meatseng

- a) Naa dihlapa ke tše kae go feta dipshingalera?
- b) Naa digwaga ke tše kae ka fase ga dihlapa?
- c) Ge o ka pedifatša palo ya maruwa, naa go na le maruwa a makae?

2. Abantu bacelwe ukuba bakhetha esona siselo basithandayo.

Seno	meetse	teye	matute	khola
meetse	6			
teye		4		
matute			6	
khola				2


Palo ya batho

- a) Naa batho bao ba kgethilego matute bjalo ka seo ba se ratago kudu ka ba bakae?
- b) Naa palomoka ya batho bao ba kgethilego teye le khola ka ba bakae?

18

19

Tšatši Ka Tšatši Mmetse Grade 2 Learner's Book



Day-by-Day Life Skills



- The course goes through the curriculum content term-by-term to ensure careful progression of learning.
- It offers many opportunities to consolidate and develop learning.
- *Day-by-Day Life Skills* is available in Afrikaans, English, isiXhosa, isiZulu, Sepedi, Sesotho, Setswana, Siswati and Tshivenda.

Components

- Learner's Books
- Teacher's Guides, which include a **FREE** ePlanner DVD.

Colourful artwork
brings topics to life

Clear, simple instructions
make activities easy to follow

Topic 12: Plants and seeds

Why we need plants

Food from plants

Things made from plants

1. What foods do we get from plants?
2. Name four animals that live on plants.
3. List four things made from plants.

Parts of a plant

Read the name of each part of the plant.

Topic 12: Plants and seeds

Growing plants from seeds

Plants need soil, water and light to grow.
Plants make their own seeds.

1. What type of plant will grow from each seed?
2. Which of these seeds can you eat?
3. Follow these steps to grow a plant from a bean seed.

You will need:

What to do:

Keep the paper slightly wet.
Watch your bean plant.

Day-by-Day Life Skills Grade 1 English Learner's Book



“

Day-by-Day is easy to understand. The planning is done well, assessment has been made easy and activities are at the learners' level. There is relevant information, colourful pictures and the instructions are easy to follow.

”

Ms Flavia Mosoeu, teacher,
Somelulwazi Primary School,
Gauteng



Afrikaans sonder grense



Afrikaans sonder grense is 'n volledige taalreeks vir Afrikaans as Eerste Addisionele Taal.

- Dié reeks strek van Graad 1 tot Graad 12 en voldoen aan al die vereistes van die Nasionale Kurrikulum- en Assesseringsbeleidsverklaring (NKABV).
- Die klem val op leerderdeelname en self-ontdekkings.
- Die aktiwiteite is beplan om progressiewe leer te verseker.
- Benewens stories is daar 'n wye verskeidenheid ander tekste soos dialoë, rympies, gediggies, liedjies, raaisels en grappies waarop aktiwiteite gebaseer is.

Komponente

- Leerderboeke wat op luister- en praatvaardighede fokus
- Onderwysersgidse wat 'n oudio-CD met liedjies, stories en rympies insluit
- Vier Grootboeke met leestekste vir Gedeelde Lees

Die aktiwiteite word so ontwikkel dat leerders voortdurend betrek word

Hallo!

Luister en praat: Hier is Bienkie en Braam

Kyk na die prente en luister na die sinne.

Hallo, my naam is Bienkie.

Ek is agt jaar oud.

Ek is in graad 3.

Ek woon in Barrydale.

Praat oor die prente.

1. Wat is die meisie se naam?

2. Hoe oud is sy?

3. In watter graad is sy?

4. Waar woon sy?

Haar naam is ...

Sy is ...

Sy is in ...

Sy woon in ...

2

Lesreëks 1

Kyk na die prente en luister na die sinne.

Hallo, my naam is Braam.

Ek is tien jaar oud.

Ek is in graad 4.

Ek is Bienkie se broer.

Praat oor die prente. Skryf daarna die sinne.

1. Wat is die seun se naam?

2. Hoe oud is hy?

3. In watter graad is hy?

4. Waar dink jy woon hy?

Sy naam is ...

Hy is ...

Hy is in ...

Hy woon in ...

Pret met klanke

1. **Sê die alfabet hardop in Afrikaans.** Spreek die letters korrek uit.

- Met watter letter begin jou naam?
- Spel jou naam hardop.

2. **Soek die woord wat nie pas nie.**

a aa

wat watter waar agt kat mat
 naam graad haas jaar agt plaas

3

Afrikaans sonder grense Graad 3 Leerderboek

Afrikaans sonder grense klankeprogram

NEW

Afrikaans sonder grense klankeprogram vir Eerste Addisionele Taal is 'n hulpmiddel vir onderwysers om die klanke van Afrikaans suksesvol te onderrig.

- In die klankewerkboek word die klanke sistematies aangebied.
- Die aktiwiteite is so prettig dat die kinders amper nie sal weet dat hulle besig is om te werk nie.
- Klank word ook dikwels herhaal sodat dit goed vasgelê kan word.

Komponente

- Klankewerkboeke
- Onderwysersgidse
- Vyf plakkate vir Graad 1



Kwartaal 4: Week 4

Herken middelklanke

Omkring eers die woord wat pas. Skryf dan die woord in die regte blok.









leen	aa	maan
eend		laan
veer		aan
kat	uu	
mat		
kus	a	lied
muur		boom
uur	e	fiets
vier		
net	ee	aas
nes	eend	raas
pet		kaas
ook	oo	brood
spook		bring
rook		stoot
vaal		
geel		
veer		

40 Afrikaans sonder grense Klankewerkboek Graad 2

Kwartaal 4: Week 5


aa, ee en oo

Vul die regte klank in: aa, ee of oo. Skryf die woord en kleur die prent in.

		1
p_ee_r	s_d	_n
peer		
		
_p	kr_n	t_n
		
r_s	l_r	bl_r

41 Afrikaans sonder grense Klankewerkboek Graad 2

Afrikaans sonder grense klankeprogram Graad 2 klankewerkboek






Sinothile – isiZulu Home Language

Sinothile is an exciting and informative isiZulu Home Language course.




- It has been carefully structured to move from everyday experience to more abstract topics, which ensures logical progression.
- The course features a wide range of text types, and reading texts are used as models for writing tasks.
- It has a fun element, with lots of new things to learn about the world, helping you teach across the curriculum.
- This isiZulu Home Language course will help learners master the language skills they need to read, write, speak and understand isiZulu with confidence.

Components

- Learner's Books
- Teacher's Guides



Sinothile Grade 2 Learner's Workbook



Smart-Kids Mathematics



- The *Smart-Kids* Mathematics books allow one type of activity per page with clear instructions, so the learner will know exactly what to do on each page.
- There is enough space for learners to write and they can keep the workbook as a record of progress.
- *Smart-Kids* makes the teacher's job easier: The ready worked out curriculum referencing, and notes and answers in the Teacher's Guide are easy to use.
- Teachers will love using all the **FREE** photocopiable masters (assessment grids, extra worksheets, fun activities, star charts and certificates) in their classrooms.

Components

- Learner's Books
- Teacher's Guides, which include assessment grids, extra worksheets, fun activities, star charts and certificates.

Sports day

The children are having a sack race at sports day. What fast jumpers!

1. Who is coming first?
2. Who is coming second?
3. Max is in _____ position.
4. Judy is in _____ position.
5. Brian is in _____ position.
6. Jaco is in _____ position.
7. Is Edward in or position?
8. Is Lebo in or position?

Lots of spots

What a lot of spots these ladybirds have!

1. Count the spots on the ladybirds and write number sentences. The first one has been done for you.

	+		=	9	nine
	+		=		
	+		=		
	+		=		
	+		=		
	+		=		

2. Write the names of the numbers. Do you know them all? Ask for help if you need it.

Smart-Kids Grade 1 Mathematics Learner's Workbook

Smart-Kids Mathematics workbooks now include an augmented reality feature. Pearson's *BouncePages* app launches engaging, interactive video animations that bring content to life. Use your mobile device to snap a picture of the page and an animation illustrating the page's concept will play.






Classroom Mathematics (Siswati)

- South Africa's most popular Mathematics course is trusted for guaranteed results.
- *Classroom Mathematics* contain a progression of graded exercises to develop and consolidate concepts, and to allow teachers to assess key skills.
- Learners will develop the necessary skills to gain confidence in their Mathematical abilities.

Components

- Learner's Books with a free Problem Solver
- Teacher's Guides



Bala ngetihlanganisa taku-4

Sibonelo
Thintela ubhalo shlanganisil takune kugodi yezimbalo. Ucale kuli-100 wabala waga emuva ngekubhala ku-4 ngaso sorikhe akhatel. Ucacphela yiphi iphetshini?

100	96	92	88	84
80	76	72	68	64
60	56	52	48	44
40	36	32	28	24
20	16	12	8	4

Sisombululo
Shlanganisil takune tiphele ngendlela yekusizakelana ye 0; 4; 2; 8; 4.

Umsebenzi
1. Cedzela shlanganisil takune ngekubala uye emuva.

a)

b)

c)

Bala uye emuva

Sibonelo
Bala shlanganisil taku-3.

Sisombululo
10

Umsebenzi
1. Cedzela inombolo leshodaka. Tlala iphetshini kurakhethi ngayinye.

Classroom Mathematics Siswati Grade 2 Learner's Book

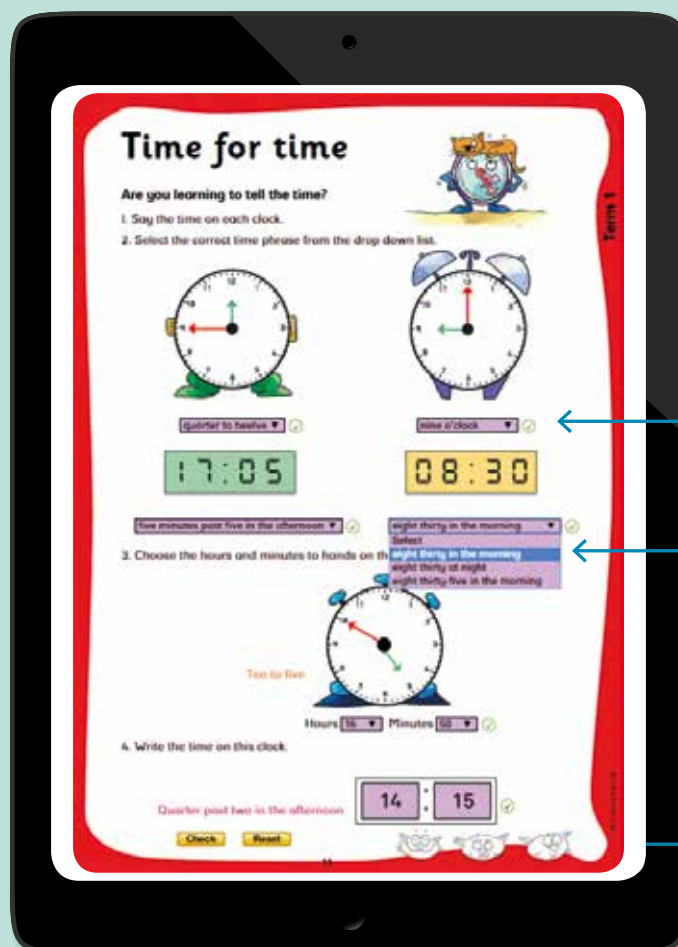


Approach Primary School Maths from a *fresh angle*

Interactive Mathematics eBooks for Grades 1–7

To help learners develop a clear and confident understanding of Mathematics, we've adapted a selection of our favourite Maths resources into interactive eBooks.

This means that your learners are now able to:

- **work out and answer** questions directly into their eBooks
- get **immediate feedback** while completing an activity
- complete **CAPS-compliant** Maths activities on a desktop computer, notebook or tablet.



Learners can check results and reset activities with a click of a button

Question formats include:




- Drag-and-drop
- Multiple choice
- Circle the answer
- Fill-in-the-blanks
- Matching

All eBooks also available in English and Afrikaans

Smart-Kids Mathematics Grade 3 Interactive eBook



Graded Readers and Big Books



Kagiso Readers


- The *Kagiso Readers* series is a graded reading scheme for the Foundation Phase, and is available in all languages.
- Large-format Big Books are available in all 11 official languages to enable Shared Reading.

The series has been approved for:

- **Sesotho** (Graded Readers)
- **Afrikaans First Additional Language** (Big Books and Graded Readers)
- **English Home Language** (Big Books and Graded Readers)
- **IsiZulu** (Big Books).

Components

- Grade 1: Reader Packs (set of 14 readers) and Big Book Packs (set of 3 Big Books)
- Grade 2: Reader Packs (set of 8 readers) and Big Book Packs (set of 2 Big Books)
- Grade 3: Reader Packs (set of 6 readers) and a Big Book






Kagiso Readers Grade 1, Book 13



ALSO SEE: Information about Readers and Big Books on the relevant pages for *Platinum English First Additional Language* and *Platinum Home Language*, and *Afrikaans Sonder Grense*.

Day-by-Day Big Books

- The *Day-by-Day* Big Books contain exciting stories and informational texts to facilitate Shared Reading.
- The Big Book pack for each grade contains four Big Books.







Rimpelstories

- *Rimpelstories* is 'n opwindende leesreeks wat poog om jong lesers die genot van lees te laat ontdek en hul visuele geletterheid te ontwikkel deur boeiende tekste wat ryklik geïllustreer is.
- Die reeks bestaan uit 88 aantreklik geïllustreerde storie- en feiteboekies.
- Die leesboeke vir elke graad is in verskillende vlakke ingedeel om voorsiening te maak vir lesers met verskillende vlakke van leesvaardigheid.

Komponente

- *Rimpelstories* Graad 1-leesboekpakket, Vlak 1 tot Vlak 4
- *Rimpelstories* Graad 2-leesboekpakket, Vlak 5 tot Vlak 8
- *Rimpelstories* Graad 3-leesboekpakket, Vlak 9 tot Vlak 12






Spot On English Home Language Grade 1 Starter Readers

- The *Spot On* English Home Language Starter Readers have been developed by a team of language specialists and teachers.
- They contain delightful South African stories, a variety of interesting characters and beautiful illustrations to get learners excited about reading.
- The readers use sight words, phonics and high-frequency words to ensure that learners gain the reading skills required in Grade 1 quickly and easily.
- All the titles are available as Big Books for Shared Reading, as well as small books for independent reading.

Spot On Grades 1–3 Readers

- *Spot On* readers complement the *Spot On* textbook series.
- All titles are available as Big Books for Shared Reading, as well as small books for independent reading.
- These readers are approved from Grades 1 to 3 in English and isiZulu.
- They are also available, but not approved, in Afrikaans, isiXhosa, Sepedi and Setswana.



Spot On Readers Grade 2 Big Book, English



Reading and Phonics Programmes

Child-friendly phonics

Letterland is a phonics-based approach to teaching reading, writing and spelling.

The programme has a complete range of products to take children from the very first stages of learning to full literacy. The *Letterland* characters transform plain black letters into child-friendly pictograms. Children progress quickly to word building, reading and writing.

CAPS-approved Teacher's Packs




Grade 1 Home Language

- *Letterland* Grade R and 1 Phonics Programme Home Language Teacher's Pack

Pack includes:

Early Years Handbook, ABC (Paperback), Big Picture Code Cards, Big Capital Picture Code Cards, Alphabet Frieze, Handwriting Songs (CD), Alphabet Songs (CD), A-Z Copymasters, Early Years Handwriting Copymasters



Grade 1 Home Language Teacher's Pack

Grade 2 Home Language

- *Letterland* Grade 1 and 2 Phonics Programme Home Language Teacher's Pack

Pack includes:

Teacher's Guide, ABC (Paperback), Handwriting Songs (CD), Alphabet Songs (CD), Blends and Digraphs Songs (CD), Straight Picture Code Cards, Vocabulary Cards, Class Train Frieze




Grade 2 Home Language Teacher's Pack

Grade 3 Home Language

- *Letterland* Grade 3 Phonics Programme Home Language Teacher's Pack

Pack includes:

Teacher's Guide Advanced, Straight Picture Code Cards, Advanced Picture Code Cards, Advanced Songs (CD), Advanced Copymasters



Grade 3 Home Language Teacher's Pack

Letterland is fast, fun and highly effective!

The *Letterland* Learner's Packs will consolidate your teaching and provide learners with plenty of opportunities to practice and master literacy skills.

The simple and enjoyable stories about the *Letterland* characters encourage children to listen, think and learn.


CAPS-approved Learner's Packs

Grade 1 Home Language

- *Letterland* Grade 1 Phonics Programme Home Language Learner's Pack

Pack includes:

Early Years Workbooks (1-4)



Grade 1 Home Language Learner's Pack

Grade 2 Home Language

- *Letterland* Grade 1 and 2 Phonics Programme Home Language Learner's Pack

Pack includes:

My Letterland Reading Booklet, Phonics Workbooks (1-6), Letterland Phonics Readers Set 1



Grade 2 Home Language Learner's Pack

Grade 3 Home Language

- *Letterland* Grade 3 Phonics Programme Home Language Learner's Pack

Pack includes:

Letterland Stories - Level 3a, Letterland Stories - Level 3b



Grade 3 Home Language Learner's Pack

Vuma

A truly South African
reading instruction programme



Created to inspire a love of reading with stories that have been developed and written in the mother tongue.

- This finely-levelled programme has been specifically developed for teaching and assessing reading in the Foundation Phase.
- Aligned to CAPS and current reading instruction best practice.
- The stories and components have been uniquely conceptualised and developed for each language. There are no translations.
- Fun, age appropriate stories centre around a diverse group of loveable characters to whom all South African children can relate.
- The Vuma Reading Instruction Programme has a number of different resources that work together to offer a comprehensive reading solution and is available in the following languages:



English FAL



Afrikaans HL



isiXhosa HL



isiZulu HL



Sepedi HL

Vuma levels

- The number of readers at each level gives learners enough practice to consolidate what they have learnt before moving to the next level.
- The Home Language programmes include a Starter Level, which consists of four readers with simple stories without words.



Level 1: 1 word or 2-word phrases per page; strong visual cues aid understanding. Lots of repetition.



Level 2: 1–2 phrases/short sentences per page; strong visual cues aid understanding. Introduces question sentence structure. Lots of repetition.



Level 3: 1–2 longer phrases or sentences per page; strong visual cues aid understanding. Has question sentences. Lots of repetition.



Level 4: 1–2 varied phrases/sentences per page; strong visual cues aid understanding. Has question sentences. Lots of repetition.



Level 5: 1–3 sentences per page; strong visual cues aid understanding. Some direct speech. Lots of repetition.



Level 6: 1–4 sentences per page; strong visual cues aid understanding. Direct speech and past tense. Lots of repetition.



Level 7: One paragraph (1–5 sentences) per page; strong visual cues aid understanding. Uses direct speech and past tense. Introduces information-style texts.



Level 8: 1–2 short paragraphs; some visual cues on each page to aid understanding. Stories and informational texts included.



Level 9: 1–2 short paragraphs; more complex language structures and some visual cues to aid understanding. Varied text styles. Stories and informational texts included.



Level 10: 1–2 longer paragraphs; more complex language structures and some visual cues to aid understanding. Stories and informational texts included.



Level 11: 2–3 paragraphs per page. Limited visual cues. Stories and informational texts included.



Level 12: 2–4 paragraphs per page. Limited visual cues. Stories and informational texts included.

Levels 1 to 4: Suitable for Grade 1


Levels 5 to 8: Suitable for Grade 2

Levels 9 to 12: Suitable for Grade 3

Core resources: Readers and Big Books

Readers and Big Books

- Fiction and non-fiction Readers are carefully levelled according to a detailed gradient.
- Real stories introduce controlled vocabulary while still following natural language patterns that are familiar to children.
- All readers are available in Big Book format for use during Shared Reading.
- Additional pre- and post-questions on the back cover encourage engagement and reading comprehension.



Each Reader begins with an introduction featuring pre-reading questions.

The New Words table helps you introduce new words before you begin the story, so that learners focus on how the words are used in context and not on the words in isolation.


Introducing the story

Look at the cover. Page through the book. Look at the pictures on all the pages. Think about these questions before you read the story:

1. Read the title on the front cover.
2. Answer the following questions:
 - a) Who can you see on the cover?
 - b) Where is she?
 - c) Why do you think she is at Lisa's school?
 - d) Do you think Lisa will be pleased to see Diva at her school?
 - e) What do you think this story is about?

New words in this book

crayons	glad	know	mouse
open	opened	paper	ran
sat	sit	wanted	



Vuma isiZulu Level 1 Reader



The rich artwork and entertaining South African storylines support decoding and understanding.




The storylines and language structures increase gradually in complexity from one level to the next.

Vuma English FAL Level 5 Reader

Core resources: Workbooks

Workbooks

- Each workbook has a collection of worksheets that provide focused and engaging activities related to the Readers.
- Workbooks cover a variety of literacy tasks, including reading, writing, drawing, vocabulary development, sentence structure, phonemic awareness and phonics.



Worksheet from a English FAL Level 1 Workbook

It is easy for learners to find the correct worksheet.

Instructions are short, clear and easy to find.

Fun artwork provides many opportunities for learners to colour in and practise fine motor skills.

The pages are designed to ensure learners have enough space to practise handwriting.

Mongwalo

Ngwala godimo ga marontho.

I	legare	la
I	legapu	le
I	lebatl	li
I	lese	lo
I	leswielo	lu

Ngwala mantšu ao a latelago ka mothikitho.

legare _____

legapu _____

lebatl _____

lese _____

leswielo _____

Sepedi Legato la 1 Puku ya 3


Worksheet from a Sepedi HL Level 1 Workbook

Core resources: Teachers Guides

Teacher's Guide

A user-friendly reference that covers what you need to know, including:

- how to teach reading
- how to manage your reading programme in the CAPS environment
- planning and assessment tools
- tips, additional ideas and resources to enhance your reading lessons.



The Summary of skills table provides you with a summary of the activities and skills that are the focus of your lessons.

This list of resources helps you prepare for teaching the lessons linked to the Reader.

Suggested activities, answers to pre- and post questions and teaching tips make it easy to prepare interesting and focused lessons.

Level 1 Book 1 Hello!

Lesson Plan: Hello!

Neo meets Kabelo and his dog, Newton, while he is waiting for his dad who is shopping. Later, Neo's dad and Kabelo's mom arrive.

Characters featured: Neo, Kabelo

Related themes: greetings, good manners

Lessons for minimum time allocation: lessons 1 and 5

Lesson skills' summary

Lesson	Type of activity	Skills focus	New words
1	Group guided reading	prediction, interpretation of pictures, connecting text to own experience, decoding, making meaning	Content words: hello, goodbye Character names: Neo
2	Activity related to reading text	interpretive drawing, word recognition, writing own name, handwriting practice	
3	Paired reading	word recognition, making meaning, fluency	
4	Activity related to reading text	word recognition, using words in context, handwriting practice	
5	Activity related to reading text	interpretive drawing, emergent writing, using a word appropriately in context	

What you need

- Level 1 Book 1: Hello
- Workbook pages 4-5
- Flash cards for new words (hello, goodbye, Neo)
- Profile posters of Kabelo, Neo and Newton
- Pencils
- Crayons
- A4 paper

Lesson 1: Group guided reading Duration: 15 minutes

Introduction

1. Use the learners' home language to introduce the story characters to them. Show them the **profile posters** of the characters and read them the character information on each one. Translate it into their home language, where necessary.
2. Go through the activities on the inside of the front cover to introduce the story to the learners.
3. Introduce the new words in the story to the learners by showing them the **Flash cards** and reading each word. Translate these words into the learners' home language for them.

Suggested activities

Pre-reading

1. Read the title on the front cover to the learners. Discuss how you say "Hello" in their home languages.
2. Invite the learners to look closely at the picture on the cover. Ask them what they think the boy is doing.
3. Talk about the situations in which we say "hello" to people. For example, we say hello when we see our friends at school, when we arrive home from school, when people visit our homes.

Suggested answers

1. This will depend on the learners' home language(s). For example: Hello, Molo, Sawubona.
2. He is waving at someone.
3. Learners' answers will vary but could include, for example, when learners arrive at school and see a friend; when a visitor arrives at your home.

44 Lesson plans

English FAL Level 1 Book 1 Lesson Plan

Photocopiable Assessment Sheets and their corresponding Teacher's Sheets for each level accurately assess reading fluency and comprehension.

Level 4 Assessment Learner's Sheet Part A


1.

It is night. I see the moon and the stars. I cannot see in my bedroom. It is too dark. I look for my small whistle. Oh dear! I cannot see it. Let's put on the lamp. I can see now! There is my whistle! It is on my orange jersey.



2.

Look over there! Auntie and Nina are in the garden. Auntie is busy. Auntie cuts some yellow and pink flowers. Nina cuts the long grass. It is fun. That looks just right, Nina!





38 Level 4 Assessment Learner's Sheet Part A


English FAL Level 4 Assessment: Learner's Sheet



Ukuhlola izinga loku-1: Ikhasi lomfundi ingxenye B



Igama lomfundi: _____
Usuku: _____


3. Qondanisa igama nesithombe.


imali  


ibhola 


isokisi  


inja  

ibhokisi 

ujeke 

amabhokisi 

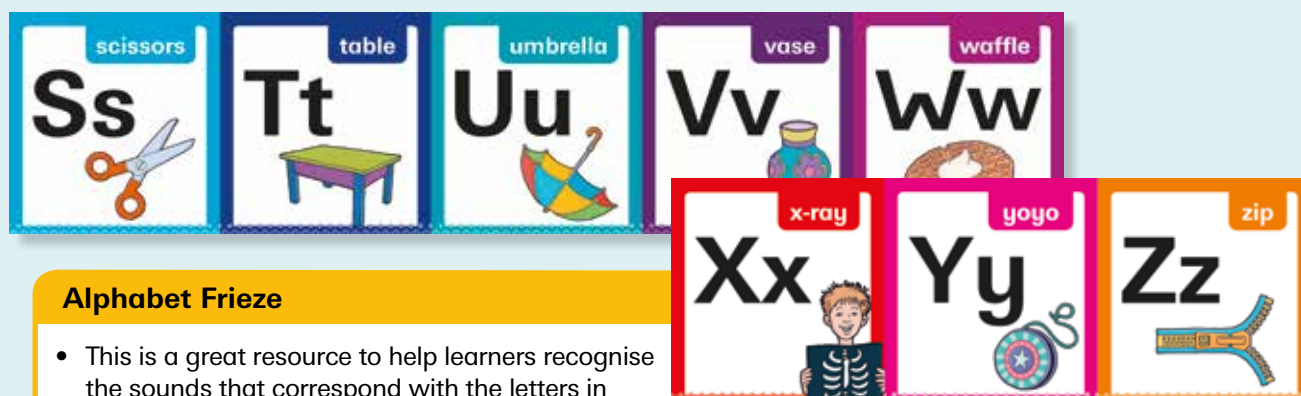
gijima 

ivuvuzela 

19

isiZulu HL Level 1 Assessment: Learner's Sheet

Additional resources



Alphabet Frieze

- This is a great resource to help learners recognise the sounds that correspond with the letters in the alphabet.



Instructional DVD

- Practical demonstrations of effective reading instruction, assessment and classroom management in real South African classrooms.

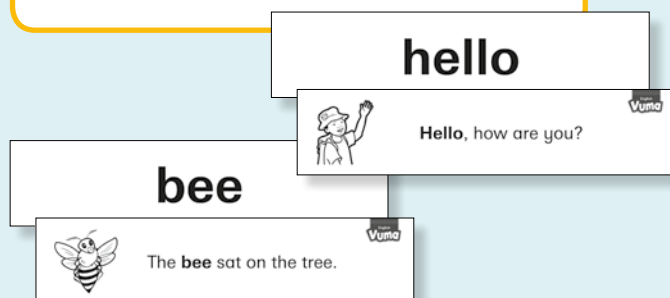
Audio stories

- Narrated by professional South African storytellers, the Vuma Audio CDs include all the stories within a level. This resource has been developed to help with pronunciation and intonation.



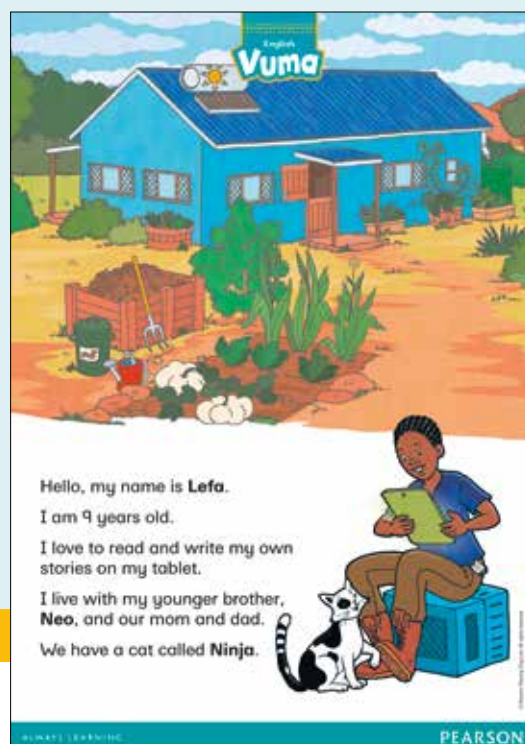
Context Cards

- Durable, double-sided flash cards allow learners to learn new words in context.



Posters


- A set of 11 full-colour posters introduces the characters and their homes. Children can learn about, and relate to the diverse South African characters and home environments in a fun way.





Bug Club

**The whole-school reading programme
for 21st century children**

- 
- **Teach...** all the children in your class with Bug Club's unbeatable teacher resources.
 - **Inspire...** a love of reading with exciting books and diversity of characters and genres.
 - **Consolidate...** their learning using a wide range of games, worksheets and eBook quizzes.
 - **Assess...** learners' progress through a range of assessment tools.

Find us online



Pearson Schools website

Your favourite preschool to Grade 12 textbooks and resources from Maskew Miller Longman, Heinemann and Pearson now in one place. Visit <https://schools.pearson.co.za> for news, product information and more.

Classroom Solutions

We know you always looking for new and exciting ways to inspire your learners. That's why we created classroomsolutions.co.za where you can download **FREE** teaching resources, such as, lesson plans, worksheets, practice books, audio stories, videos, podcasts and more.

Classroom Solutions was designed to help save you time, so you can spend more time getting creative about learning.

Register for free at classroomsolutions.co.za

Pearson eStore

Pearson offers the widest range of CAPS-approved content in South Africa, now available in various eBook formats to suit your and your learners' needs.

Browse and purchase eBooks at <https://shop.pearson.co.za>




Pearson South Africa

At Pearson, home of **Maskew Miller Longman** and **Heinemann**, we're here to help people make progress in their lives through learning.

We work with teachers and learners to create and continually improve our wide range of products and services. We create content in all 11 official languages for learners from pre-school to Grade 12. Whether it's our trusted CAPS-approved textbooks, digital and supplementary resources, or professional development courses, we put the learner at the heart of everything we do.

Every day all over South Africa, our products and services help learning flourish – because wherever learning flourishes, so do people.

Catalogues available online:



<https://schools.pearson.co.za>

Head Office

PO Box 396, Cape Town, 8000

Customer Services

Tel: 021 532 6008

pearsonza.enquiries@pearson.com

Online Teacher Support

www.classroomsolutions.co.za

Product code:

M899018316417