


Grades 1–3

CAPS-approved Catalogue



Welcome

At Pearson, we believe that learner performance can be improved when both teachers and learners are equipped with quality learning resources filled with relevant and engaging content.

We are proud to present our Grades 1–3 CAPS-approved catalogue of titles from Maskew Miller Longman, Heinemann and Pearson. Explore our range of textbooks, teacher's guides, big books, readers and phonic programmes, designed to help your learners make progress through this important foundational phase in their learning journey.

To support you in the classroom, we continue our strong tradition of excellence in teacher training. These workshops are run across the country by our dedicated and passionate team of trainers whom are trained teachers. If you require more information about our workshops, please contact your local Pearson representative.

Pearson South Africa

Learn more at za.pearson.com

Contents

About Pearson	2
Grades 1–3 CAPS Textbooks	5
<i>Platinum</i> English First Additional Language	7
<i>Platinum</i> Home Languages	8
<i>Platinum</i> Mathematics	9
<i>Platinum</i> Life Skills	10
<i>Spot On</i> English Home Language	13
<i>Spot On</i> Mathematics	14
<i>Spot On</i> Life Skills	14
<i>Keys to English</i> – English First Additional Language	16
<i>Sinothile</i> – isiZulu Home Language	17
<i>Smart-Kids</i> Mathematics	18
<i>Classroom Mathematics</i>	19
Graded Readers and Big Books	21
<i>Kagiso</i> Readers	22
<i>Rimpelstories</i>	23
<i>Spot On</i> English Home Language Grade 1 Starter Readers	24
<i>Spot On</i> Grades 1–3 Readers	24
Reading and Phonics Programmes	25
<i>Letterland</i> Phonics Programme (CAPS-approved)	26
<i>Vuma</i> Reading Instruction Programme (CAPS-aligned)	28

Key to symbols



This title is also available in eBook format.



Features one or more digital resources, e.g. CD, DVD, Online Support.



Resources with audio components.



This title is also available in Afrikaans.



Additional information.

About Pearson

At Pearson, home of Maskew Miller Longman and Heinemann, we're here to help people make progress in their lives through learning.

We believe that quality education is the key to shaping a better tomorrow. By enabling better learning and helping to remove barriers to a quality education, we empower learners to build a better life for themselves and those around them.

That's why, at Pearson, we provide trusted CAPS-approved textbooks, digital and supplementary resources, services and support, and professional development courses, to make learning more engaging, effective and accessible.

We create content in all 11 official languages and have a footprint in all 9 provinces. Our unique insight and local expertise comes from our long

history of working closely with the Department of Education, teachers, learners, researchers, authors and thought leaders.

We have a clear vision – to use learning to empower human progress; from reading your first book as a child to starting your first job, continually learning to improve your life.

We are committed to be your trusted partner in education to shape the future of learning and make a positive impact.

Every day all over South Africa, our products and services help learning flourish. Because wherever learning flourishes, so do people.

Learn more at **za.pearson.com**

Pearson South Africa is a B-BBEE Level 2 contributor.



Our commitment to learning

The challenge for education is not just about providing access, but also ensuring progress.

For Pearson, providing great products and services is just the beginning. It's important for us to know that they are working. Everything we do is driven by its measurable impact on learning outcomes.

We call this efficacy.

By focusing on the efficacy of our products and services, we can see exactly how effective they are at producing successful outcomes for learners. This involves continually measuring, assessing, and improving everything we do and putting the learner at the heart of our learning solutions.

We work with educators and learners to continually improve our products and services, ensuring they have the most positive impact on learning. In this way, we're able to deliver better education to more people – whatever, whenever, wherever, and however they choose.

Learn more at za.pearson.com

We believe that effective teachers are fundamental to the success of a learner's journey and part of what makes a good teacher great is their desire to continually learn and improve.

To support teachers in the classroom, we continue our strong tradition of excellence in teacher training. These teacher-training workshops are run across the country by our dedicated and passionate team of trainers whom are trained teachers.

If you require more information about our workshops, please contact your local Pearson representative.

“

We believe that quality education is the key to shaping a better tomorrow. By enabling better learning and helping to remove barriers to a quality education, we empower learners to build a better life for themselves and those around them.

”

Our strategic partners

Our dedication to creating positive social impact shapes everything we do, from our products and strategies to the way we engage with our millions of learners, partners, and communities around the world.

Sphere Holdings (Pty) Ltd

Sphere is committed to positioning Pearson South Africa, not just as an educational supplier, but to partner with government as a responsible citizen and leverage Pearson’s capabilities to address some of these seemingly intractable challenges in the country; literacy and unemployment.

We are fortunate to have found B-BBEE partners who share our passion and commitment to education and will enable us to continue to positively impact many thousands of learners across South Africa.

Sphere Holdings is excited to be part of an enterprise whose key focus is on improving knowledge and education in South Africa. The relationship with Pearson South Africa aligns this imperative with their passion for delivering meaningful interventions for change.

Marang Education Trust

We work to identify and remove barriers to education for those most in need to enable learners to reach their full potential.

Through research, engagement and development at the coalface of education, the school and the classroom, the Marang Education Trust (MET) in partnership with Pearson South Africa, has focused on best practice as an approach to improving the quality of teaching, learning and school management in South Africa.

MET is a SACE accredited provider and works to support the Department of Basic Education and its policies by focusing on building capacity within the education system to enable and support the meaningful implementation of the Department of Basic Education’s learning-centred, participatory, problem-solving approach to teaching and learning.

In the past two years, the team’s work, led by Trust Director Dr Veronique Genniker and Research and Development Manager Dr Nadeen Moolla, has received three global awards, and are being recognised locally and internationally. The Department of Basic Education issued a letter acknowledging MET as a valuable partner and endorsed the importance of its work and valuable assistance in providing quality professional development and support to deep rural schools.

“

We look forward to working with Pearson to adapt their unparalleled global education expertise, content and services to meet the needs of South African learners, teachers, education departments and schools.

”

Marang Denalane, Sphere director and Pearson SA board member



Grades 1–3
CAPS Textbooks

Platinum

Simply Superior!

- **Superior** CAPS coverage – written for the Curriculum and Assessment Policy Statement by expert authors
- **Superior** illustrations and activities to improve results and motivate learners
- **Superior** teacher support to save time and make teaching easy
- **Superior quality = SUCCESS!**



FREE workbooks can be downloaded at
www.classroomsolutions.co.za

The *Platinum* ePlanner DVD is filled with photocopiables, lesson plans and videos that assist with classroom management.




Platinum English First Additional Language



- Each term is divided into themes that have been designed to be familiar to learners. This offers learners plenty of opportunities to learn language in context.
- The texts in the Learner’s Book are suitable for use during Shared Reading and storytelling sessions.
- Graded Readers are available for Grades 2 and 3.
- In addition, the **Alphabet chart** and **New word list** provide supplementary support.


Components


- Grade 1 Learner’s Books
- Grade 2 and 3 Learner’s Books – with **FREE READERS!**
- Teacher’s Guides, which include photocopiable worksheets, an e-Planner DVD with resources and teacher training videos.



Listen and speak

1. Look at the pictures of a school. Answer the questions below.

a) 


b) 


a) What can you see in Picture a)?
 b) What can you see in Picture b)?
 c) What do you do at school?
 d) What do you wear to school?
 e) Who are your friends?
 f) Do you like school? Say why.

10 Theme 2 My school

2. Tell a friend:

a) How old were you in Grade 1?
 b) What happened on your first day at school?
 c) Who were your friends in Grade 1?
 d) How old will you be in Grade 3?
 e) What would you like to learn in Grade 2?






11 Theme 2 My school

Familiar themes teach language in context

Platinum English First Additional Language Grade 2 Learner’s Book



Also available:
Platinum English Wallcharts



Platinum Home Language



- Each term is divided into themes covering the required Home Language content. The themes have been carefully planned to cover key language skills and provide a rich context for learning.
- To support learners, every theme has a **Word box** to link new vocabulary to the theme.
- The books are available in Afrikaans, English, isiXhosa, isiZulu, Sepedi, Sesotho, Setswana, Siswati, Tshivenda and Xitsonga.
- To enable Shared Reading and Group Guided Reading, Graded Readers and Big Books are available for English, isiXhosa, isiZulu, Sepedi, Setswana, Afrikaans (CAPS-approved Readers and Big Books) and Sesotho (CAPS-approved Big Books).


Components

- Learner's Books
- Teacher's Guides, which include photocopiable worksheets, an audio CD and an ePlanner DVD.

Themed activities cover different language skills

Learn about sounds


1. Use the letters the octopus is holding to make as many **oi** words as you can. Write them in your exercise book.




2. Complete the sentences with **oi** or **oy** words.

- The ____ spill was dangerous for the penguins.
- Don't ____ the environment by throwing rubbish into the river.
- The children loved playing with their ____.
- There are lots of ____ and a few girls in our class.
- Tom wanted to ____ the environment club.

3. Use the letters the crab is holding to make as many **oi** words as you can. Write them in your book.



4. Draw four circles labelled **oi**, **oi**, **oy**, and **oy**. Look at the pictures and write the word for each picture in the correct circle.




5. The sentences below are missing double letter words. Find the words in the wall and rewrite the sentence with the correct words in the spaces.

- If we don't recycle, the world ____ soon ____ up with rubbish.
- She ____ sea-____ on the seashore.
- The busy bee goes ____ on the garden ____.

shells		seils
fill	shall	wall
will	buzz	

6. Read the sentence below. Find a word in the sand that means the same as the underlined words (a synonym).

Sand Thing was cross when the beautiful beach was spoilt by heaps of rubbish.



pretty ruined piles junk
angry slowly sunny

Platinum English Home Language Grade 2 Learner's Book


Platinum Mathematics



- Terms are divided into content areas to ensure full coverage of the curriculum.
- Targeted worksheets provide additional practice opportunities for each content area. The worksheets target three ability levels – struggling learners, average learners and high flyers.
- In addition, Mental Mathematics activities are provided daily.
- These books are available in Afrikaans, English, isiZulu, Sepedi, Sesotho and Setswana.

Components

- Learner’s Books
- Teacher’s Guides, which include photocopyable worksheets and an ePlanner DVD.



Kelo ya Semmušo ya Modiro wa 1

- Ngwala dinomoro ka totelano yo maleba.
a) 7, 13, 67, 45, 2, 98 b) 45, 76, 12, 54, 98
- Ngwala ka masome le botee, mohlala, $89 = 80 + 9$
a) 24 b) 78
c) 65 d) 43
- Go na le bašemane ba 23 ka phapošing yo ka. Ke bašemane ba 17 fela bao ba lego sekolong lešona. Naa ke bašemane ba ba kae bao ba sego gona?
- Koko o na dikgogo tše 12. O rekile dikgogo tše dingwe tše 9. Naa koko o na le dikgogo tše kae bjalo?
- Lekonetša nomoro go kgauswi le 10.
a) 17 b) 82
c) 76 d) 45
- Matome o reka leteno a šomiša R20 yo pampri. O reka sangwetši yo R11,50, meetsana o R1,25. Naa Matome o hwetšho tšhentšhi yo bo kae?
- Ngwala marara o palomoka.
a) $4 + \square = 19$ b) $47 - 12 = \square$
- Pedifatša dinomoro.
a) 8 b) 4
- Ripogare dinomoro.
a) 10 b) 18

- Ngwala tateianomoka.
a) 155, 154, _____, 150, _____, 148
b) 500, 400, _____, 100
- a) Go na le dikhutathoro tše kae?
b) Go na le didiko tše kae?
c) Go na le dikwere tše kae?
d) Go na le dikhutlannethwi tše kae?
- Naa ke nako mang go šešupanako se sengwe le se sengwe?
a) b) c)
- Lebelela tšhupamabaka gomme o arabe dipotšišo.
a) Naa di 5 Oktobere ke letšatši lefe?
b) Naa ke matšatši a ma kae go tloga go letšatši la ka la matswalo go tya go letšatši la mma la matswalo?
c) Ge lešona e le di 9 Oktobere, ke matšatši a ma kae go fitlha ge o eya moikhušang?
- Lebelela ditšheho.
a) Ke tšeke e fe ye e swerego tše dintši?
b) Ke tšeke e fe ye e swerego tše di nnyane?
c) Naa tšeka yo go feta ka mako ka bogala swere tše dikaakang?

Exercises and assessment tasks systematically presented

Platinum Mmetse Grade 3 Learner’s Book



Also available:
Platinum English Wallcharts



Platinum Life Skills

- Each topic has been developed to help learners master the required content knowledge, skills and concepts.
- Visual images assist them to understand content and concepts, and a variety of activities contribute to consolidating the content for learners.
- These books are available in Afrikaans, isiXhosa and Sesotho.

Components

- Learner's Books
- Teacher's Guides, which include photocopiable worksheets and an ePlanner DVD.

Core concepts to be covered during the term are displayed clearly

Activities at the beginning of each term determine what topics need to be reviewed

Kwartaal 1

<div style="border: 1px solid gray; padding: 5px; margin-bottom: 5px;"> <p>Ek is spesiaal</p>  <p style="text-align: center; font-weight: bold; color: red; font-size: 1.2em;">1</p> </div> <div style="border: 1px solid gray; padding: 5px; margin-bottom: 5px;"> <p>Gesonde gewoontes</p>  <p style="text-align: center; font-weight: bold; color: green; font-size: 1.2em;">3</p> </div> <div style="border: 1px solid gray; padding: 5px; margin-bottom: 5px;"> <p>By die skool</p>  <p style="text-align: center; font-weight: bold; color: blue; font-size: 1.2em;">2</p> </div> <div style="border: 1px solid gray; padding: 5px; margin-bottom: 5px;"> <p>Die weer</p>  <p style="text-align: center; font-weight: bold; color: purple; font-size: 1.2em;">4</p> </div>	<div style="border: 1px solid gray; padding: 5px; margin-bottom: 5px;"> <p>Teken</p>  <p style="text-align: center; font-weight: bold; color: purple; font-size: 1.2em;">5</p> </div> <div style="border: 1px solid gray; padding: 5px; margin-bottom: 5px;"> <p>Hinkspel</p>  <p style="text-align: center; font-weight: bold; color: orange; font-size: 1.2em;">6</p> </div>	<p>Kyk na die prente en beantwoord die vrae wat die onderwyser vra.</p> <ol style="list-style-type: none"> 1. Watter dinge doen jy graag saam met jou maats? 2. Wie sit langs jou in die klas? Wat is jou skool se naam? Wat is jou onderwyser se naam? 3. Was jy jou hande voordat jy eet? Was jy jou hande nadat jy die toilet gebruik het? 4. Wat doen jy graag wanneer dit reën? 5. Kan jy 'n prentjie van jouself teken? 6. Weet jy hoe om eenbeentjie te speel? <p style="font-size: 0.8em; margin-top: 10px;"> Maand geëyk in Kwartaal 1 Desember 1 Desember 2 Desember 3 Desember 4 Desember 5 Desember 6 Desember 7 Desember 8 Desember 9 Desember 10 Desember 11 Desember 12 </p>
--	--	--

Platinum Lewensvaardighede Graad 1 Leerderboek

“

The *Platinum* books are rich in content, user-friendly and make planning easier.

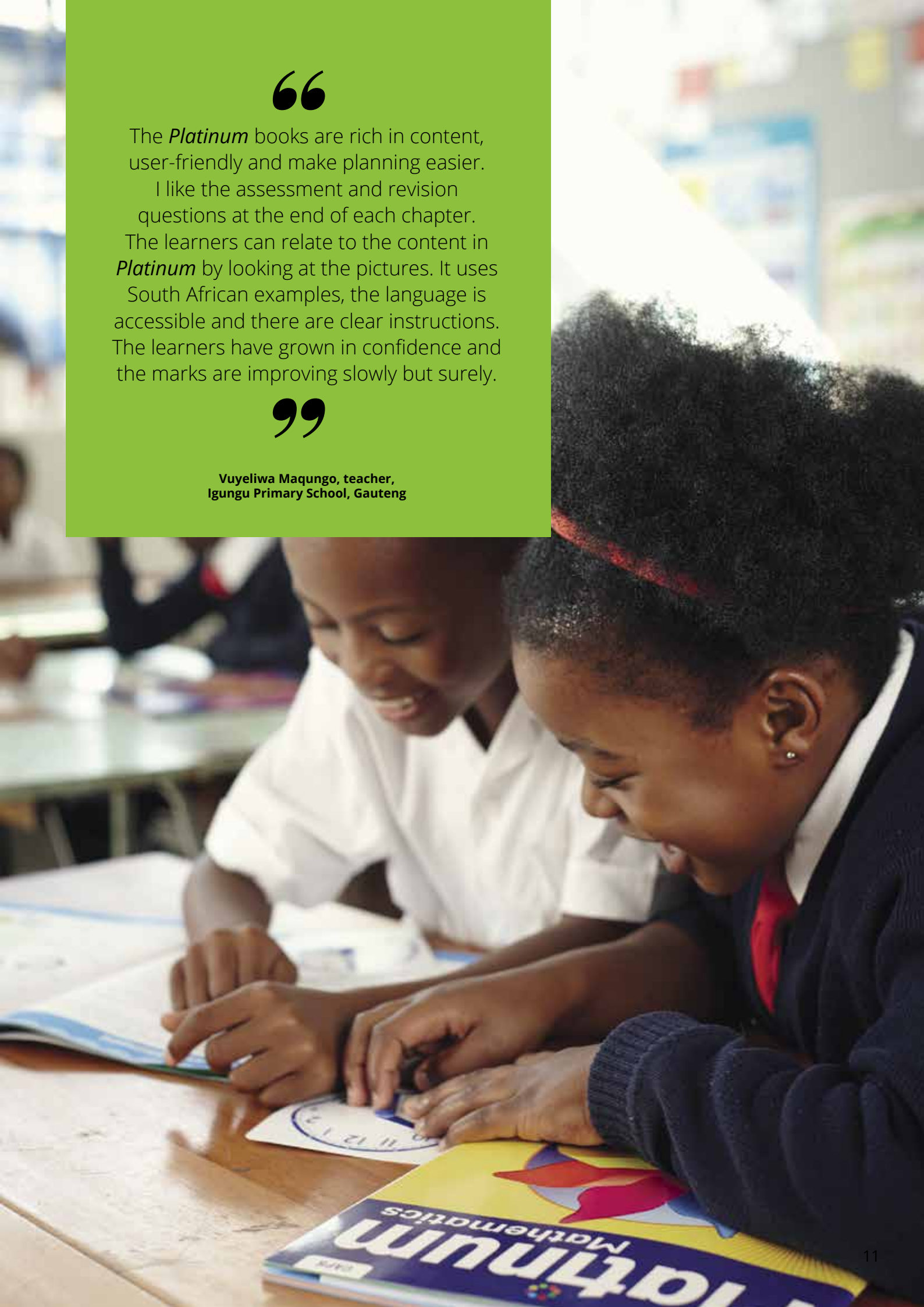
I like the assessment and revision questions at the end of each chapter.

The learners can relate to the content in *Platinum* by looking at the pictures. It uses

South African examples, the language is accessible and there are clear instructions. The learners have grown in confidence and the marks are improving slowly but surely.

”

**Vuyeliwa Maqungo, teacher,
Igungu Primary School, Gauteng**





Spot On is spot on!

- *Spot On* Foundation Phase has been developed by teachers, for teachers
- *Spot On* improves results and makes learning enjoyable
- *Spot On* makes teaching a pleasure and is easy to use
- **The Teacher's Guides** offer full support, and aid in both weekly and daily planning



Each *Spot On* Teacher's Guide comes with a **FREE** Teacher Resource Pack, filled with additional worksheets.

Spot On English Home Language



The Learner's Workbooks have been developed according to CAPS, and consist of worksheets to ensure learners develop the literacy skills they need. Clear instructions and engaging pictures make learning enjoyable.

Teacher's Guides offer full support to the teacher:

- Comprehensive term plans ease the teacher's workload.
- Clear, step-by-step teaching guidance ensures the teacher always feels confident in the classroom.
- Each **Spot On** Teacher's Guide comes with a **FREE** Teacher Resource Pack, consisting of additional worksheets, flash cards and handwriting templates.

Components

- Learner's Books
- Teacher's Guides



Activity 4: Beginning sounds

Write the beginning sounds.

_umb	_lck	_ell	_lp	_ldle
_am	_lt	_lck	_lef	_eese
_ark	_air	_ale	_ap	_lver
_nk	_eel	_ps	_lef	_in
_mp	_ack	_lp	_skers	_ead

Spot on English Home Language Grade 3

Activity 13: The ee sound

The words with the letters in **bold type** all have the long **ee** sound. This sound is the same as the name of the letter **ee**. The long **ee** sound is spelt in many ways such as - **he**, **each**, **tree**, **been**, **key**, **free**, **happy** and **family**.

Circle the letter or letters that make the long **ee** sound in each sentence.

1. He is a big, **ba**d bully.
2. I had been crying and Thandi gave me some **sw**eets.
3. My teacher, Miss **McG**ee was very **an**gry.
4. Take the **je**lly or a **be**e will get it.
5. **Ma**ybe I will come back this **w**eekend.

Spot on English Home Language Grade 3

Spot On English Home Language Grade 3 Learner's Workbook



Spot On Mathematics


- The Learner's Workbook has everything learners need in one book.
- **Spot On** Teacher's Guides come with a **FREE** Teacher Resource Pack, which includes extra worksheets, flash cards, number grids, photocopiable resources and 16 full-colour posters.
- **Spot On** Mathematics is available in English, isiXhosa, Sepedi, Sesotho and Siswati.

Activity 3: Number 19

Example
Calculate $11 + 8$.

Solution
 $11 + 8 = 10 + 1 + 8$
 $= 10 + 9$
 $= 19$

Example
How many strawberries?



Solution
19 strawberries

Activity 3

- Trace the 19s. 19 19 19 19
- Trace the word. nineteen
- Complete.


a) $12 + 7 = \square$	b) $13 + 6 = \square$
c) $14 + 5 = \square$	d) $16 + 3 = \square$
e) $17 + 2 = \square$	f) $9 + 10 = \square$
g) $6 + 13 = \square$	h) $18 + 1 = \square$
i) $4 + 15 = \square$	j) $8 + 8 + 3 = \square$
k) $10 + 6 + 3 = \square$	l) $10 + 4 + 5 = \square$

Spot on Mathematics Grade 1 27

Spot On Mathematics Grade 1 Learner's Workbook

Tiro ya 2: Goreng re thoka dijo tse di siameng

- O ka tsenya eng jaaka dijo tsa sekolo tsa matshegare? Tshasa dijo tse ka mmala akhibidu. O ka tsenya eng jaaka dijo tsa pikiniki? Sekaletsa dijo tse ka botata.



- Kgetha enngwe ya mafako a fa tase go feleletsa polelo.

Rekonetse	tekontho ya dijo	ikatisa	go hema	matla	tile	palo
-----------	------------------	---------	---------	-------	------	------

 - Mokuta le tshwatlhwa ya dijo tse re dijang e bidiwa _____ tsa rona.
 - Go ja dijo tse di farologaneng go thusa go tshwara mmele o _____ le _____.
 - Mmele wa gago o batla dijo go go fa _____.
 - O batla matla go _____ go _____ gape le go tshwara _____ e batsa.

Spot On Diligono tsa batsheho Keresi 3 21

Spot On Life Skills Setswana Grade 3 Learner's Workbook

Spot On Life Skills



- Learner's Workbooks consist of worksheets and an illustrated glossary of words that will ensure learners develop the skills they need.
- Clear instructions and engaging pictures make learning enjoyable.
- The Teacher's Guides offer full teaching plans, lesson plans, advice and completed worksheets from the Learner's Book.
- In addition, each Teacher's Guide comes with a **FREE** Teacher's Resource Pack consisting of additional worksheets.
- **Spot On** Life Skills Grades 1–3 is available in isiXhosa, isiZulu, Setswana and in Afrikaans as **Kollig Op**.

Components of Spot On Mathematics and Life Skills

- Learner's Workbooks
- Teacher's Guides






“

Spot On is detailed and to the point. The Teacher's Guide is well organised. The continuation of matter from each grade to the other is maintained.

”

Mrs MA Ludids, teacher,
Bornmoso Primary School, Eastern Cape

Keys to English English First Additional Language



- An English First Additional Language course with clear strategies geared to getting results.
- The Learner's Book consists of chapters that follow a cycle through listening and speaking, reading and phonics, writing and language structure and use.
- Picture stories develop visual literacy, and the themes and activities guide learners to use different skills.
- Language skills are introduced and developed through repeated practice and application activities and assessments.
- The Teacher's Guide includes lesson guides, assessment standards and guidelines and answers to the Learner's Book questions.

Components

- Learner's Books
- Teacher's Guides

Themes and activities guide learners to use different skills

TERM 4 WEEKS 1-2

Phonics – 'ar' sound

Draw a star round the words with 'ar'.

One dark night a dog started to bark in the park.

The sharp dart landed in the bull's eye on the dart board.

The fire alarm rang when the barn on the farm caught fire.

In Art we will make a card.

82 Reading and Phonics Keys to English Grade 3

THEME 16 NIGHT TIME

Write a story together

Use the pictures to write a story.




Abongile Jared Mustafa Boahir

83 Writing and Language Keys to English Grade 3

Sinothile isiZulu Home Language

Sinothile is an exciting and informative isiZulu Home Language course.

- It has been carefully structured to move from everyday experience to more abstract topics, which ensures logical progression.
- The course features a wide range of text types, and reading texts are used as models for writing tasks.
- It has a fun element, with lots of new things to learn about the world, helping you teach across the curriculum.
- This isiZulu Home Language course will help learners master the language skills they need to read, write, speak and understand isiZulu with confidence.



Components

- Learner's Books
- Teacher's Guides

IBALUKO 3: SIBONA INDAWO YETHU N LANDEKILE

Phendula nansi eminye imibuzo emva kokubuka isithombe.

1. Ake nisho ukuthi izimoto ziwusizo ngani?
2. Kodwa mubi umoya eziwukhiphayo emphayiphini azo. Ngobe uyingozi ngani kithina?
3. Zifo zini ezingadotwa yilo musi ophuma ezimotweni?

Phendula eminye imibuzo.

1. Zinto zini ezingoolisa amanzi?
2. Ayingozi ngani amanzi angcolile?
3. Kwenzekani ezilwaneni uma kungene u-oyela emanzini?
4. Iliphi iqhaza esingalibamba thina?




Sinothile Grade 2 **79**




IBOTA 3: AMASOKO 25-26

Umsebenzi 2: Ukufunda nemisindo

Funda le ngxoxo phakathi kukaNqobile noZiningi. UNqobile ungakwesokudla, uZiningi ungakwesokunxela.



Sinothile Grade 2 **80**



Smart-Kids Mathematics



- The **Smart-Kids** Mathematics books allow one type of activity per page with clear instructions, so the learner will know exactly what to do on each page.
- There is enough space for learners to write and they can keep the workbook as a record of progress.
- **Smart-Kids** makes the teacher's job easier: The ready worked out curriculum referencing, and notes and answers in the Teacher's Guide are easy to use.
- Teachers will love using all the **FREE** photocopiable masters (assessment grids, extra worksheets, fun activities, star charts and certificates) in their classrooms.

Components

- Learner's Books
- Teacher's Guides, which include assessment grids, extra worksheets, fun activities, star charts and certificates.

Sports day

The children are having a sack race at sports day. What fast jumpers!

1. Who is coming ? _____
2. Who is coming ? _____
3. Max is in _____ position.
4. Judy is in _____ position.
5. Brian is in _____ position.
6. Jaco is in _____ position.
7. Is Edward in or position? _____
8. Is Labo in or position? _____

Lots of spots

What a lot of spots these ladybirds have!

1. Count the spots on the ladybirds and write number sentences. The first one has been done for you.

	+		=	9	nine
	+		=	_____	_____
	+		=	_____	_____
	+		=	_____	_____
	+		=	_____	_____

2. Write the names of the numbers. Do you know them all? Ask for help if you need it.

Smart-Kids Grade 1 Mathematics Learner's Workbook






Smart-Kids Mathematics workbooks now include an augmented reality feature. Pearson's **BouncePages app** launches engaging, interactive video animations that bring content to life. Use your mobile device to snap a picture of the page and an animation illustrating the page's concept will play.

Classroom Mathematics (Siswati)

- South Africa's most popular Mathematics course is trusted for guaranteed results.
- **Classroom Mathematics** contain a progression of graded exercises to develop and consolidate concepts, and to allow teachers to assess key skills.
- Learners will develop the necessary skills to gain confidence in their Mathematical abilities.

Components

- Learner's Books with a free Problem Solver
- Teacher's Guides



<p>Bala ngetihlanganisa taku-4</p> <p>Sihlobo Thihela ubhale shlanganisani takune kugodi yetinombolo. Ucale kuli-100 wobala waya emuva ngekuhamba ku-4 ngaso-sonke sikhohlo. Ucacphela yphi iphetshani?</p> <table border="1"> <tr><td>100</td><td>96</td><td>92</td><td>88</td><td>84</td></tr> <tr><td>80</td><td>76</td><td>72</td><td>68</td><td>64</td></tr> <tr><td>60</td><td>56</td><td>52</td><td>48</td><td>44</td></tr> <tr><td>40</td><td>36</td><td>32</td><td>28</td><td>24</td></tr> <tr><td>20</td><td>16</td><td>12</td><td>8</td><td>4</td></tr> </table> <p>Sisombululo Shlanganisani takune tiphela ngendlela yekulandzelana ye 0, 4, 2, 8, 4.</p> <p>Umsebenzi 1. Cedzela tihlanganisani takune ngekubala uye emuva.</p> <p>a) </p> <p>b) </p> <p>c) </p>	100	96	92	88	84	80	76	72	68	64	60	56	52	48	44	40	36	32	28	24	20	16	12	8	4	<p>Bala uye emuva</p> <p>Sihlobo Bala shlanganisani taku-3.</p> <p>Sihlobo Nguyiphi inombolo leshodaka?</p> <p>60 50 40 20 10</p> <p>Sisombululo 10</p> <p>Umsebenzi 1. Cedzela tinombolo leshodaka. Tlola iphetshani kunokhethi ngayinye.</p>
100	96	92	88	84																						
80	76	72	68	64																						
60	56	52	48	44																						
40	36	32	28	24																						
20	16	12	8	4																						

Classroom Mathematics Siswati Grade 2 Learner's Book

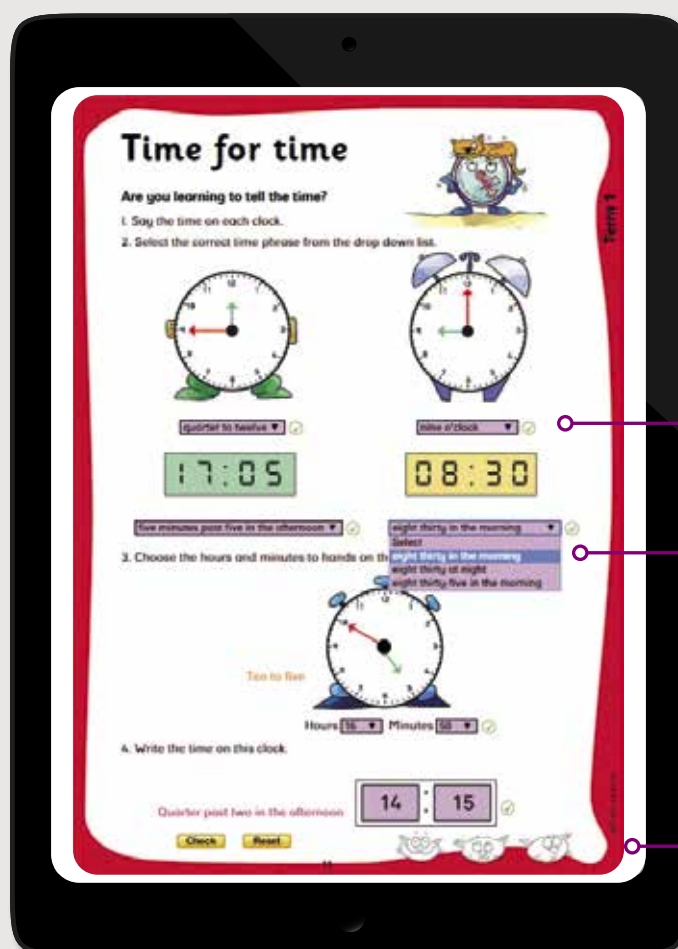

Approach Primary School Maths from a fresh angle

Interactive Mathematics eBooks for Grades 1–7

To help learners develop a clear and confident understanding of Mathematics, we've adapted a selection of our favourite Maths resources into interactive eBooks.

This means that your learners are now able to:

- work out and answer questions directly into their eBooks get immediate feedback while completing an activity
- complete CAPS-compliant Maths activities on a desktop computer, notebook or tablet.



Learners can check results and reset activities with a click of a button

Question formats include:



- Drag-and-drop
- Multiple choice
- Circle the answer
- Fill-in-the-blanks
- Matching

All eBooks also available in English and Afrikaans

Smart-Kids Mathematics Grade 3 Interactive eBook



Graded Readers and Big Books



Kagiso Readers


- The **Kagiso** Readers series is a graded reading scheme for the Foundation Phase, and is available in all languages.
- Large-format Big Books are available in all 11 official languages to enable Shared Reading.

The series has been approved for:

- **Sesotho** (Graded Readers)
- **Afrikaans First Additional Language** (Big Books and Graded Readers)
- **English Home Language** (Big Books and Graded Readers)
- **IsiZulu** (Big Books).

Components

- Grade 1: Reader Packs (set of 14 readers) and Big Book Packs (set of 3 Big Books)
- Grade 2: Reader Packs (set of 8 readers) and Big Book Packs (set of 2 Big Books)
- Grade 3: Reader Packs (set of 6 readers) and a Big Book



Kagiso Readers Grade 1, Book 13



ALSO SEE: Information about Readers and Big Books on the relevant pages for **Platinum** English First Additional Language and **Platinum** Home Language, and **Afrikaans Sonder Grense**.

Rimpelstories

- **Rimpelstories** is 'n opwindende leesreeks wat poog om jong lesers die genot van lees te laat ontdek en hul visuele gelettertheid te ontwikkel deur boeiende tekste wat ryklik geïllustreer is.
- Die reeks bestaan uit 88 aantreklik geïllustreerde storie- en feiteboekies.
- Die leesboeke vir elke graad is in verskillende vlakke ingedeel om voorsiening te maak vir lesers met verskillende vlakke van leesvaardigheid.




Komponente

- **Rimpelstories** Graad 1-leesboekpakket, Vlak 1 tot Vlak 4
- **Rimpelstories** Graad 2-leesboekpakket, Vlak 5 tot Vlak 8
- **Rimpelstories** Graad 3-leesboekpakket, Vlak 9 tot Vlak 12




Spot On English Home Language Grade 1 Starter Readers

- The **Spot On** English Home Language Starter Readers have been developed by a team of language specialists and teachers.
- They contain delightful South African stories, a variety of interesting characters and beautiful illustrations to get learners excited about reading.
- The readers use sight words, phonics and high-frequency words to ensure that learners gain the reading skills required in Grade 1 quickly and easily.
- All the titles are available as Big Books for Shared Reading, as well as small books for independent reading.



Spot On Grades 1–3 Readers

- **Spot On** readers complement the **Spot On** textbook series.
- All titles are available as Big Books for Shared Reading, as well as small books for independent reading.
- These readers are approved from Grades 1 to 3 in English and isiZulu.
- They are also available, but not approved, in Afrikaans, isiXhosa, Sepedi and Setswana.



Spot On Readers Grade 2 Big Book, English



Reading & Phonic Programmes

Child-friendly phonics

Letterland is a phonics-based approach to teaching reading, writing and spelling.

The programme has a complete range of products to take children from the very first stages of learning to full literacy. The *Letterland* characters transform plain black letters into child-friendly pictograms. Children progress quickly to word building, reading and writing.

CAPS-approved Teacher's Packs




Grade 1 Home Language

Letterland Grade R and 1 Phonics Programme Home Language Teacher's Pack

Pack includes:

Early Years Handbook, ABC (Paperback), Big Picture Code Cards, Big Capital Picture Code Cards, Alphabet Frieze, Handwriting Songs (CD), Alphabet Songs (CD), A-Z Copymasters, Early Years Handwriting Copymasters




Grade 1 Home Language Teacher's Pack

Grade 2 Home Language

Letterland Grade 1 and 2 Phonics Programme Home Language Teacher's Pack

Pack includes:

Teacher's Guide, ABC (Paperback), Handwriting Songs (CD), Alphabet Songs (CD), Blends and Digraphs Songs (CD), Straight Picture Code Cards, Vocabulary Cards, Class Train Frieze




Grade 2 Home Language Teacher's Pack

Grade 3 Home Language

Letterland Grade 3 Phonics Programme Home Language Teacher's Pack

Pack includes:

Teacher's Guide Advanced, Straight Picture Code Cards, Advanced Picture Code Cards, Advanced Songs (CD), Advanced Copymasters




Grade 3 Home Language Teacher's Pack

Letterland is fast, fun and highly effective!

The *Letterland* Learner's Packs will consolidate your teaching and provide learners with plenty of opportunities to practice and master literacy skills.

The simple and enjoyable stories about the *Letterland* characters encourage children to listen, think and learn.




CAPS-approved Learner's Packs

Grade 1 Home Language

Letterland Grade 1 Phonics Programme Home Language Learner's Pack

Pack includes:

Early Years Workbooks (1–4)



Grade 1 Home Language Learner's Pack

Grade 2 Home Language

Letterland Grade 1 and 2 Phonics Programme Home Language Learner's Pack

Pack includes:

My Letterland Reading Booklet, Phonics Workbooks (1–6), Letterland Phonics Readers Set 1



Grade 2 Home Language Learner's Pack

Grade 3 Home Language

Letterland Grade 3 Phonics Programme Home Language Learner's Pack

Pack includes:

Letterland Stories – Level 3a
Letterland Stories – Level 3b



Grade 3 Home Language Learner's Pack



Vuma is a carefully levelled, South African reading instruction programme that will inspire a love of reading from an early age. The programme will enable teachers to assess, monitor and support reading and comprehension progress easily and effectively.

The Vuma Reading Instruction Programme has a number of different resources that work together to offer a comprehensive reading solution and is available in the following languages:



English FAL



Afrikaans HL



isiXhosa HL



isiZulu HL



Sepedi HL

Vuma levels

The number of readers at each level gives learners enough practice to consolidate what they have learnt before moving to the next level.

Each story has been planned and written in the language in which it is published so that the natural patterns and rich expression inherent in each language is captured.



Level 1: 1 word or 2-word phrases per page; strong visual cues aid understanding. Lots of repetition.



Level 2: 1–2 phrases/short sentences per page; strong visual cues aid understanding. Introduces question sentence structure. Lots of repetition.



Level 3: 1–2 longer phrases or sentences per page; strong visual cues aid understanding. Has question sentences. Lots of repetition.



Level 4: 1–2 varied phrases/sentences per page; strong visual cues aid understanding. Has question sentences. Lots of repetition.



Level 5: 1–3 sentences per page; strong visual cues aid understanding. Some direct speech. Lots of repetition.



Level 6: 1–4 sentences per page; strong visual cues aid understanding. Direct speech and past tense. Lots of repetition.



Level 7: One paragraph (1–5 sentences) per page; strong visual cues aid understanding. Uses direct speech and past tense. Introduces information-style texts.



Level 8: 1–2 short paragraphs; some visual cues on each page to aid understanding. Stories and informational texts included.



Level 9: 1–2 short paragraphs; more complex language structures and some visual cues to aid understanding. Varied text styles. Stories and informational texts included.



Level 10: 1–2 longer paragraphs; more complex language structures and some visual cues to aid understanding. Stories and informational texts included.



Level 11: 2–3 paragraphs per page. Limited visual cues. Stories and informational texts included.



Level 12: 2–4 paragraphs per page. Limited visual cues. Stories and informational texts included.

Levels 1 to 4: Suitable for Grade 1
Levels 5 to 8: Suitable for Grade 2

Levels 9 to 12: Suitable for Grade 3

Core resources: Readers and Big Books

Readers and Big Books

- Fiction and non-fiction Readers are carefully levelled according to a detailed gradient.
- Real stories introduce controlled vocabulary while still following natural language patterns that are familiar to children.
- All readers are available in Big Book format for use during Shared Reading.
- Additional pre- and post-questions on the back cover encourage engagement and reading comprehension.



Each Reader begins with an introduction featuring pre-reading questions.

Introducing the story


Look at the cover. Page through the book. Look at the pictures on all the pages. Think about these questions before you read the story:

1. Read the title on the front cover.
2. Answer the following questions:
 - a) Who can you see on the cover?
 - b) Where is she?
 - c) Why do you think she is at Lisa's school?
 - d) Do you think Lisa will be pleased to see Diva at her school?
 - e) What do you think this story is about?


New words in this book

crayons	glad	know	mouse
open	opened	paper	ran
sat	sit	wanted	

The New Words table helps you introduce new words before you begin the story, so that learners focus on how the words are used in context and not on the words in isolation.



Vuma isiZulu Level 1 Reader



The rich artwork and entertaining South African storylines support decoding and understanding.

The storylines and language structures increase gradually in complexity from one level to the next.




Vuma English FAL Level 5 Reader



Core resources: Workbooks

Workbooks

- Each workbook has a collection of worksheets that provide focused and engaging activities related to the Readers.
- Workbooks cover a variety of literacy tasks, including reading, writing, drawing, vocabulary development, sentence structure, phonemic awareness and phonics.



Worksheet from an English FAL Level 1 Workbook

It is easy for learners to find the correct worksheet.

Instructions are short, clear and easy to find.

Fun artwork provides many opportunities for learners to colour in and practise fine motor skills.

The pages are designed to ensure learners have enough space to practise handwriting.

1

Moeng wa rena
Mošomo wa 1

Mongwalo

Ngwala godimo ga maronho.

l	legare	la
l	legapu	le
l	lebatl	li
l	leseca	lo
l	leswielo	lu

Ngwala mantšu ao a latelago ka mothikitho.

legare _____

legapu _____

lebatl _____

leseca _____

leswielo _____

Sepedi Legato la 1 Puku ya 3 7


Worksheet from a Sepedi HL Level 1 Workbook

Core resources: Teachers Guides

Teacher's Guide

A user-friendly reference that covers what you need to know, including:

- how to teach reading
- how to manage your reading programme in the CAPS environment
- planning and assessment tools
- tips, additional ideas and resources to enhance your reading lessons.



The Summary of skills table provides you with a summary of the activities and skills that are the focus of your lessons.

This list of resources helps you prepare for teaching the lessons linked to the Reader.

Suggested activities, answers to pre- and post questions and teaching tips make it easy to prepare interesting and focused lessons.

Level 1 Book 1 Hello!

Lesson Plan: Hello!

Neo meets Kabelo and his dog, Newton, while he is waiting for his dad who is shopping. Later, Neo's dad and Kabelo's mom arrive.
Characters featured: Neo, Kabelo
Related themes: greetings, good manners
Lessons for minimum time allocation: lessons 1 and 5

Lesson skills' summary

Lesson	Type of activity	Skills focus	New words
1	Group guided reading	prediction, interpretation of pictures, connecting text to own experience, decoding, making meaning	Content words: hello, goodbye Character names: Neo
2	Activity related to reading text	interpretive drawing, word recognition, writing own name, handwriting practice	
3	Paired reading	word recognition, making meaning, fluency	
4	Activity related to reading text	word recognition, using words in context, handwriting practice	
5	Activity related to reading text	interpretive drawing, emergent writing, using a word appropriately in context	

What you need

- Level 1 Book 1: Hello!
- Workbook pages 4-5
- Flash cards for new words (hello, goodbye, Neo)
- Profile posters of Kabelo, Neo and Newton
- Pencils
- Crayons
- A4 paper

Lesson 1. Group guided reading Duration: 15 minutes

Introduction

- Use the learners' home language to introduce the story characters to them. Show them the profile posters of the characters and read them the character information on each one. Translate it into their home language, where necessary.
- Go through the activities on the inside of the front cover to introduce the story to the learners.
- Introduce the new words in the story to the learners by showing them the flash cards and reading each word. Translate these words into the learners' home language for them.

Suggested activities

- Read the title on the front cover to the learners. Discuss how you say "Hello" in their home languages.
- Invite the learners to look closely at the picture on the cover. Ask them what they think the boy is doing.
- Talk about the situations in which we say "hello" to people. For example, we say hello when we see our friends at school, when we arrive home from school, when people visit our homes.

Suggested answers

- This will depend on the learners' home language/s. For example: Halo, Molo, Sawubona.
- He is waving at someone.
- Learners' answers will vary but could include, for example, when learners arrive at school and see a friend; when a visitor arrives at your home.

44 Lesson plans

English FAL Level 1 Book 1 Lesson Plan

Photocopiable Assessment Sheets and their corresponding Teacher's Sheets for each level accurately assess reading fluency and comprehension.

Level 4 Assessment Learner's Sheet Part A

1.

It is night. I see the moon and the stars. I cannot see in my bedroom. It is too dark. I look for my small whistle. Oh dear! I cannot see it. Let's put on the lamp. I can see now! There is my whistle! It is on my orange jersey.

2.

Look over there! Aunty and Nina are in the garden. Aunty is busy. Aunty cuts some yellow and pink flowers. Nina cuts the long grass. It is fun. That looks just right, Nina!

38 Level 4 Assessment Learner's Sheet Part A

English FAL Level 4 Assessment: Learner's Sheet

Ukuhlola Izinga loku-1: Ikhosi lomfundi ingenye B

Igama lomfundi: _____
 Usuku: _____

3. Qondanisa igama nesithombe.

imali

ibhola

isokisi

inja

ibhokisi

ujeke

amabhokisi

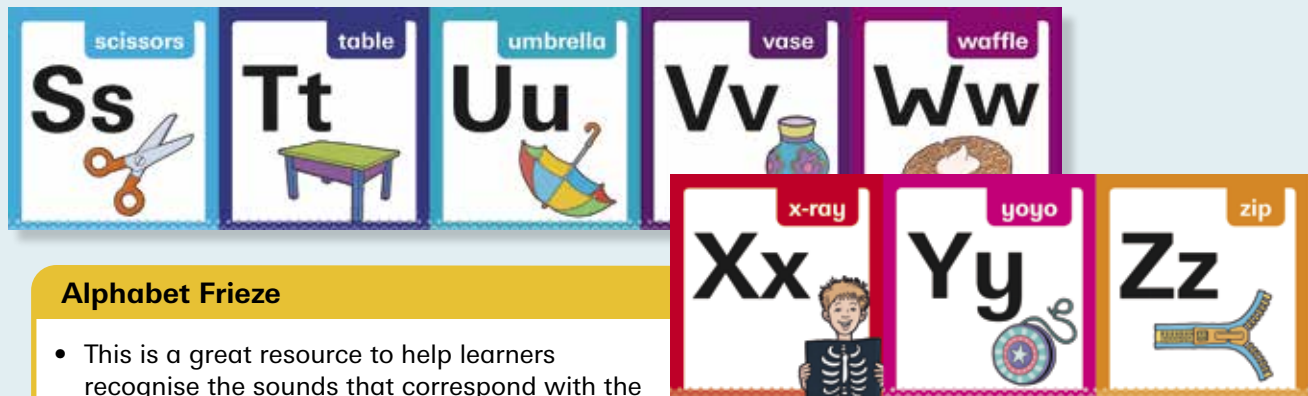
gijima

ivuvuzela

69 Ukuhlola Izinga loku-1: Ikhosi lomfundi ingenye B

isiZulu HL Level 1 Assessment: Learner's Sheet

Additional resources



Alphabet Frieze

- This is a great resource to help learners recognise the sounds that correspond with the letters in the alphabet.

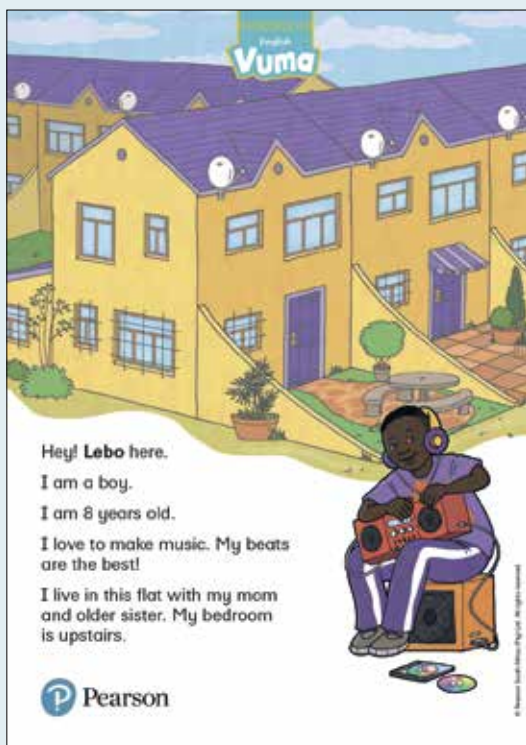
Audio stories

- Narrated by professional South African storytellers, the Vuma Audio CDs include all the stories within a level. This resource has been developed to help with pronunciation and intonation.



Instructional DVD

- Practical demonstrations of effective reading instruction, assessment and classroom management in real South African classrooms.



Context Cards

- Durable, double-sided flash cards allow learners to learn new words in context.

hello



Hello, how are you?

bee



The bee sat on the tree.

Posters

- A set of 11 full-colour posters introduces the characters and their homes. Children can learn about, and relate to the diverse South African characters and home environments in a fun way.

Find us online



Pearson

We remain committed to support you and continue to provide great service to our valued partners in education.

Visit za.pearson.com for product information, educational news, access catalogues or to contact your Pearson key account manager to assist you on your teaching journey.

Classroom Solutions

Classroom Solutions was designed to help save you time, so you can spend more time getting creative about learning. Join a growing community of teachers and access free teaching resources for Grade R to 12, such as lesson plans, worksheets, videos, podcasts and more.

Register for free at classroomsolutions.co.za

Pearson eStore

Pearson offers the widest range of CAPS-approved content in South Africa, available in various eBook formats to suit you and your learners' needs.

Browse and purchase eBooks at shop.pearson.co.za





Pearson South Africa

At Pearson, home of Maskew Miller Longman and Heinemann, we're here to help people make progress in their lives through learning.

We work with teachers and learners to create and continually improve our wide range of products and services. We create content in all 11 official languages for learners from pre-school to Grade 12. Whether it's our trusted CAPS-approved textbooks, digital and supplementary resources, or professional development courses, we put the learner at the heart of everything we do.

Every day all over South Africa, our products and services help learning flourish – because wherever learning flourishes, so do people.

Catalogues available online



Learn more at za.pearson.com

Head Office

PO Box 396, Cape Town, 8000

Customer Services

Tel: 021 532 6008

pearsonza.enquiries@pearson.com

Online Teacher Support

www.classroomsolutions.co.za

Product code:

M896496752204