



863-834-8100
www.thelakelandcenter.com



DIRECTIONS

The Lakeland Center is easily accessible from I-4, Exit 31, Kathleen Road, South. From Kathleen Road turn right on Sikes Boulevard to Lime Street.

FROM THE SOUTH: Hwy 37 North into Lakeland (approx. 11 miles) to Lime Street. Turn left, cross Sikes Blvd. The Lakeland Center is on your right.

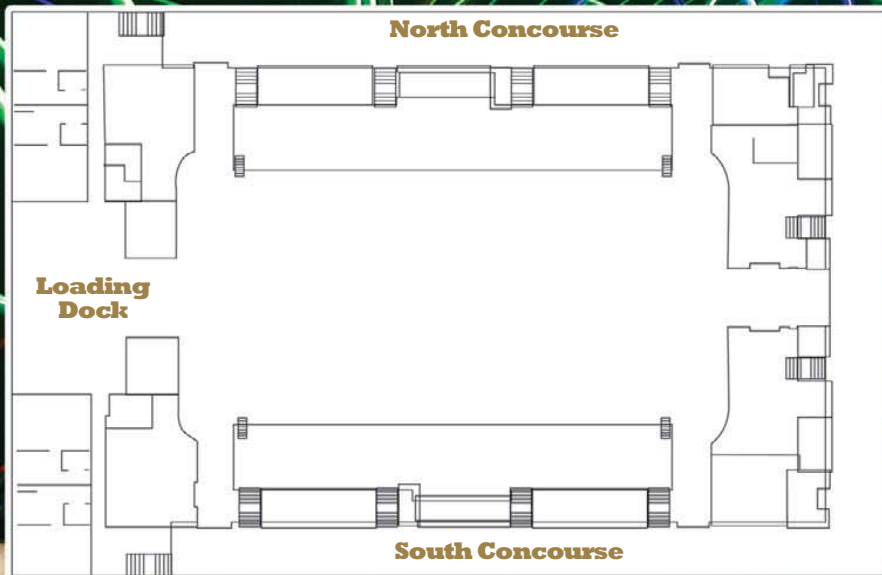
FROM THE SOUTHEAST: I-95 or Florida Turnpike north to Hwy 60, head west to Hwy 37. Follow directions from the south.

FROM THE SOUTHWEST: I-75 north to Hwy 60, head east to Hwy 37. Follow directions from the south.

FROM THE POLK PARKWAY (Alternative toll route): Exit 4 (Harden Blvd.) head north to Lime Street, turn left. Lakeland Center is on right.



Floor Plan	Seating Capacity
Basketball	7,137
Circus	5,640
Concert (In-The-Round)	7,738
End Stage Concert (360°)	8,178
Half House #1	4,374
Half House #2	4,758
Ice Show	4,450
Open Floor	4,872
Wrestling	8,232
Ice Hockey	7,136
Arena Football	7,136
Concert-Festival Seating	10,000



Jenkins Arena

- Total Capacity**
 - 8,136 Reserved/10,000 Festival
 - 4,636 permanent seats/3,500 temporary seats
- Box Office** Ticketmaster - 10 windows
- Public Restrooms** 10 (5 men / 5 women)
- Concession Stands** 4 permanent
- Meeting Rooms** 2 rooms 52' x 25'; 2 rooms 49' x 25'; 1 room 34' x 26'
- Dressing Rooms** 4 Team rooms: 31' x 23'; 2 Star rooms: 15' x 8' (showers and restrooms)
- Back of House** Show Offices: 2 (9' x 14' and 24' x 15')
- Measurements**
 - Floor: 106' x 232' (24,592 sq. ft.)
 - Ceiling Height: 52' to low steel / 72' to roof
 - Overhead load-in door width/height: 31'8" x 14'
 - Concourse: 12,000 sq. ft. with access from ground level

- Floor**
 - Concourse Type: Concrete
 - Load: Unlimited
 - Permanent Ice Floor: 85' x 200'
 - Portable Basketball Floor: Robbins Hard Maple
 - Basketball Floor - 60' x 112'

- Accessible Accommodations**
 - Accessibility to floor and center of seating area
 - Infra-red hearing impaired system
 - All entrances handicapped accessible
 - 8 spaces (24 on north side and 24 on south side) located center of both sides accessible by incline lifts

- Production Capabilities**
 - Electric: 10, 220, 208, 277 and 480 amps available; 3-600A, 1-200A, 1-400A disconnects located at west end
 - Sound: EAW System
 - Moveable cluster and surround sound: Crown Amps; KT 1/3 octave equalizers; Midas Venice 360 mixer installed
 - David Clark Intercom or Technical Project Headsets
 - Spotlights: 6 - Strong Gladiator III; 2 - Strong Super Trouper 2K
 - Bus and truck shore power (located in parking lot west of Arena): 5 - 60 Amp
 - Lighting: In-house stage lighting available; Mercury vapor over floor; Incandescent over seating (undimmable)
 - Sico portable concert staging: 60' x 40'2" - 12' x 8' wings; adjustable in 4" increments from 4' to 6'4"; Full handicapped ramps for ADA accessibility; 60' Jersey Concert Barricade
 - Rigging rated as 3500 lbs. to the high steel per point; 2 ton per point on low steel; ceiling layout available upon request
 - Non-Union house right to work state

Booth Capacity 210 - 8' x 10' booths

Wall Mounted Scoreboard On all three sides of Arena with video board on east end

In-House Ice Skate Rental Over 600 pairs available

Portable Basketball Rims 2 BPI 8000 with shot clocks

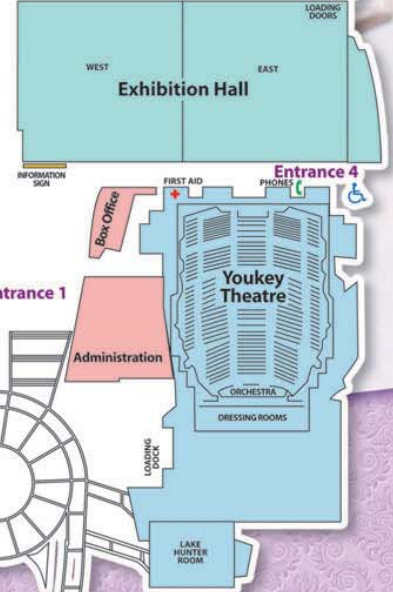
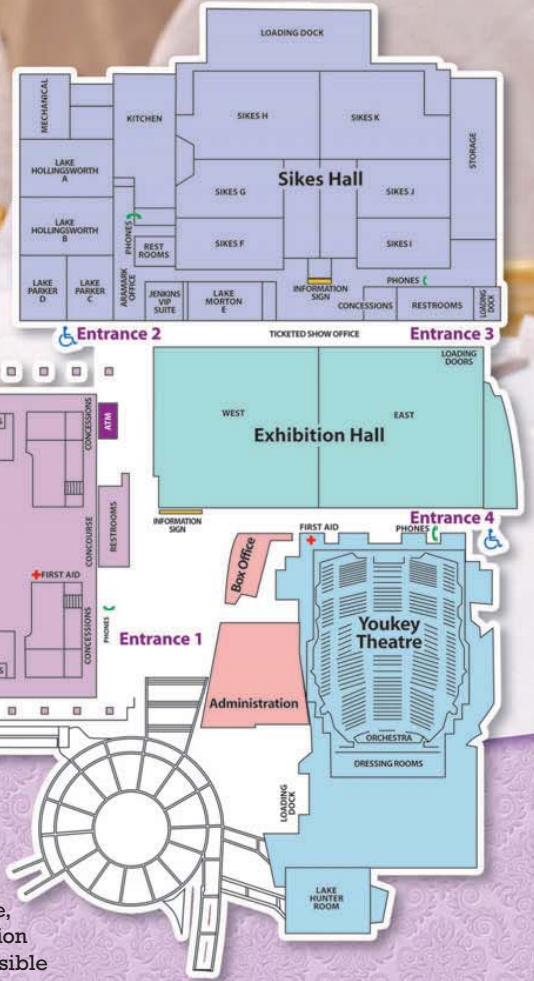
- Entrances**
 - 12 patron doors on east end leading to inside corridor of facility
 - 31 patron doors on north side leading directly to outside and north parking lot
 - 32 patron doors on south side leading directly to outside and south parking lot



Regulation Ice for Hockey or Skating Events



Arenatorium Configuration



The Facility



THE LAKELAND CENTER

is easily accessible from I-4, Exit 31, Kathleen Road, South. From Kathleen Road stay straight on Sikes Boulevard to Lime Street.

FROM THE SOUTH

Hwy 37 North into Lakeland (approximately 11 miles) to Lime Street. Turn left, cross Sikes Boulevard. The Lakeland Center is on your right.

FROM THE SOUTHEAST

I-95 or Florida Turnpike north to Hwy 60, head west to Hwy 37. Follow directions from the south.

FROM THE SOUTHWEST

I-75 north to Hwy 60, head east to Hwy 37. Follow directions from the south.

FROM THE POLK PARKWAY

(Alternative toll route): Exit 5 (Harden Boulevard), head north to Lime Street, turn left, Lakeland Center is on right.

Accessible Seating

Accessible seating for persons with disabilities and a companion is available for all shows on a first-come, first-served basis. Be sure to mention your interest in wheelchair accessible seating when placing your ticket order.

Parking

Parking is available for The Lakeland Center patrons in the Center's five color-coded parking lots that surround the complex totaling 2,500 spaces. Parking is \$8 for cars, \$15 for oversized vehicles and overnight parking (with no hook ups) is \$35 per night (by permit only). A full day/multiple entry parking pass is available for \$10 personal vehicles, and \$19 for oversized vehicles. Re-entry is not available at the event parking rate. Overnight parking is available during special events and limited to the Purple lot. Please note that prices are subject to change.

Disabled Parking

There are numerous areas of disabled parking around The Lakeland Center. There are assigned parking areas for those with disabilities in the Red and Green lots on each side of the Arena, as well as in the Blue parking lot for Theatre events. For events in the Arena, Exhibit Hall and Sikes Conference Center, please use the Red parking lot and Entrance 2 into the complex. Entrance 2 is at ground level and provides the easiest access for a wheelchair. Theatre events use the Blue lot and handicap ramp. In case of inclement weather, all four entrances to The Lakeland Center may be used as drop-off/pick-up locations.

The Lakeland Center is committed to providing services for persons with disabilities. All Lakeland Center facilities are accessible to persons with disabilities, assuring a pleasurable visit.

Transportation

The Lakeland Center is easily accessible from most major highway systems in Florida. Tampa and Orlando airports are a short 45 minute drive to the The Lakeland Center.



COLLEGE GRADUATION

COMBINING THE FINEST QUALITY
CUSTOM - CREATED PAPER STOCK:

- with » The most accurate commencement information
- with » The elegance of double envelopes, genuine foil seals and full-size tissue inserts



Note: Announcement image is an example only.
Your school name will appear on the front of the Announcement.



HERFF JONES®

herffjones.com/college/graduation

Announcements & Accessories

- A. Keepsake Announcement Cover**
Enhance and protect your announcement in a Keepsake Announcement Cover. Mom may want one too.
- B. Personalized Graduation Announcements**
Announce your accomplishment to family and friends with Graduation Announcements specifically designed for you. They arrive customized with your name, degree and major. *Double envelopes included*
- C. Announcement Inserts**
These translucent overlays are traditionally inserted over the text of your announcements before sending. They are the perfect finishing touch!
- D. Certificate of Appreciation**
A long-lasting thank you gift for those who have helped you throughout your educational journey. Traditional – Certificate only
Premium – Certificate and cover
- E. Thank You Notes**
Featuring a gold or silver "Thank You," these are perfect for acknowledging gifts given to celebrate your important accomplishment.
- F. Return Address Labels**
The iridescent design highlights a variety of colors from various angles and adds the perfect touch to the envelopes of your announcements, thank you notes and personal notes.
- G. Personal Note Cards**
Customized with your full name, these are ideal for sending handwritten acknowledgements, like job interview follow-ups!
- H. Envelope Seals**
Before they even open the envelope, it will be clear that something important is inside. Use on announcements, thank you's and personal notes.



10-5249.R12