

# 1<sup>ST</sup> QUARTER 2021 NEWSLETTER

air barrier  
**abaa**  
association of  
america

## **GREETINGS FROM THE CHAIR** | BRIAN STROIK

Welcome and thank you for taking the time to read our ABAA quarterly newsletter.

I would like to start with a quick recap of 2020 – what a crazy year. I am excited to report ABAA had a record year in numerous categories, despite the worldwide pandemic. In 2020, ABAA had our highest Quality Assurance Project (QAP) specification inclusion, the most QAP projects awarded, and our highest ABAA QAP project square footage completed. We also saw our largest membership year (553 Companies) and issued the most Continuing Education Units (CEU's) in our history – 10,184 to be exact. Wow! Thank you to everyone involved for all your time and efforts in continually growing and spreading the message of the ABAA.

Those numbers astound me, especially in the face of a year in which some states closed down construction completely (for a while), and all states witnessed a slowdown. My hats off to our members, from our accredited contractors promoting and demonstrating their value to construction managers and project teams, to architects and specifiers understanding the value of a quality assurance program, and most importantly, our trained and certified tradespeople in the field for installing products as they should be. Thank you again for these incredible efforts in a challenging year.

### **I WOULD LIKE TO NOTE THE EFFORTS OF THE FOLLOWING:**

- The technical committee and the task group for working on our technical white papers. (<https://bit.ly/3tnT4ip>).
- Education committee, with the tremendous support from Building Professionals to put on highly educational webinars week after week (<https://bit.ly/3cvukOj>).
- Whole building airtightness task group working weekly with various states to promote code enforcement of airtight buildings.
- Marketing committee for having ABAA regularly publicized on social media and in various publications.

These efforts coupled with the work from all our committees and Board of Directors, are making a difference in the construction industry.

We will build on this momentum and continue to perform research, education, develop information for the public, and provide installer training and certification. The ABAA will promote our Certified Air Barrier Specialist (CABS), and provide the Whole Building Airtightness Testing Training and Certification Program. These ABAA certifications are industry-leading and will assist project teams in recognizing the experts of our industry.

Stay safe, and I wish you all a great 2021.

**Brian Stroik**  
**Chair: Air Barrier Association of America**  
**American Contractors Insurance Group**  
**Performance Excellence & Quality Consultant**



Become A   
**CABS**  
Certified Air  
Barrier Specialist



**With Our Knowledge-Based**  
Certification Program  
**AIRBARRIER.ORG**

**Who should become CABS certified?**  
Anyone who advises architects, owners, installers, inspectors/auditors, and other building stakeholders in the use, design, and installation of air barriers. Typically these individuals would be:

- Building Envelope Consultants
- Manufacturer Representatives
- Technical Field Representatives
- Architects
- Sales Professionals
- Technical Directors

**Learn More: <https://bit.ly/2RfhZ6y>**

## 2020 - LOOKING BACK AT A RECORD YEAR

---

THANKS TO ALL OF YOU WE HAD A VERY PRODUCTIVE YEAR!

**553**  
**COMPANIES**

OUR  
LARGEST  
MEMBERSHIP  
EVER!

---

**10,184**

NUMBER OF CEU'S

**8,424**

ATTENDANCE  
(INCREASE OF 3,170 OVER 2019)

---

**609**

QAP PROJECT AUDITS

**8,650,425**

QAP SQUARE FOOTAGE  
REPORTED

**357**

QAP REGISTERED  
PROJECTS

---

**2,188**

REGISTERED INSTALLERS

# WHAT MAKES A GOOD PRODUCT REPRESENTATIVE?

BY GREG WIATREK, ALPHA INSULATION & WATERPROOFING  
AN ABAA CERTIFIED CONTRACTOR AND AN AWARD WINNING FIRM

- **BE PRESENT.** It sounds simple enough, but it is worth saying. The old out of sight, out of mind saying applies. Make an effort to SEE your customers. It reminds them that you care.
  - **TIMELY RESPONSES.** We live in a Pizza Hut and Amazon world where everyone wants it now. That means that patience is shorter than ever. If a jobsite visit is needed, a technical letter is required, or perhaps a solution to an issue, respond within an acceptable timeframe...which normally means "immediately".
  - **FOLLOW UP AND FOLLOW THROUGH.** If some additional time and information is required of you, make sure that you get what is needed to the person that needs it, without being reminded. Do what you say you are going to do, and do it when you say you are going to do it by.
  - **KNOW YOUR PRODUCTS.** It is imperative that you know your product lines and systems like the back of your hand. Lack of knowledge will kill your credibility. And while we are ok with hearing "let me check and get back to you", don't make that a normal response.
  - **KNOW YOUR COMPETITION.** You need to know your represented products and systems, and as importantly you also need to have strong knowledge of your competitor's products and systems. Often times we need to know what differentiates you, or what makes you the better choice. And avoid bashing your competition...it lacks professionalism when you do.
  - **KNOW THE CODE!** Especially in today's world. Code interpretation and compliance with testing standards are critical components in determining what products and systems are selected. When you know the codes and standards, it can be a great help in guiding us to make those decisions. This demonstrates your expertise.
  - **GET ALONG WITH OUR CUSTOMERS.** It is very important to us that there is a harmonious balance on the jobsite. We need to protect ourselves and ensure jobsite conditions match up to manufacturer requirements and recommendations. But please don't go to the site with a guns-a-blazing, perfect-world mindset. This puts our general contractors on the defensive and strains our relationship. Remember, we have to be on that jobsite every day, and hope to do more business with our customer.
  - **BE DISCREET.** We are all human beings, which means we are going to make mistakes. We wish for all of our installations to be perfect. But when they are not, pull us to the side to discuss the issues and corrective measures. Your discretion will be rewarded. If you publicly call me out in front of my customer, architect, or consultant, I can assure you that your products and services won't be needed on future projects.
  - **DETAILED AND PRECISE REPORTS.** Jobsite observation reports or meeting follow up reports are common place these days. Make sure these reports have the correct information, and that they say what is needed. I realize in the litigious world we live in that we can be somewhat restricted in what legal teams will allow, but figure it out. Wishy-washy wording such as "appears" and "should" are despised by subcontractors and general contractors alike. We want direct answers...is it installed per manufacturer's guidelines, will it perform as intended, and is it warrantable? Yes or No!
  - **EASY TO DO BUSINESS WITH.** Make it easy to do business with. If there is an aspect at your company that makes it difficult, find a way to overcome it. If your warranty application is arduous, make it a point to assist your customers in filling them out. If you, or your company, forces your customer to do extra work to do business together, know that you may lose a job and worse, a customer.
  - **EXPERIENCE HELPS.** It is helpful, but not required, if you have experience. Most manufacturers do a great job training their new personnel. But if you have installed these systems in your previous career, that goes a long way. We have a connection, and you can relate to what we are going through on a jobsite. It matters.
- We have experienced it all: great products, poor representation; fair products or expensive products, great representation. I can say that I have had an excellent rep whose products were one of the highest in the market, but I enjoyed doing business

## ARTICLE CONTINUED

together because the rep was so good. All too often it had to be a closed spec for us to work together, but I really looked forward to it. And when there was no specification, or if we were being looked to for material selection, I would remember the previous experience and reward that rep for being someone I wanted to do business with.

As the ABAA CABS (Certified Air Barrier Specialist) comes into more prominence, we would truly wish for our product reps to become a CABS and bring more knowledge and value to us.

### HAVE COMMENTS?

**Roy F. Schauffele, FCSI, CCPR, FABAA, CABS**  
Executive Advisor to the ABAA Board  
ABAA Regional Advocate for Texas  
Certified Air Barrier Specialist (CABS)

Division 7 Solutions, Inc.  
107 Ave B  
Converse, TX 78109

Ph: 210-859-3749 E: roys@division7.com

## FEATURE ARTICLE: ROLE OF AIR BARRIERS IN MITIGATING DISEASE TRANSMISSION

BY SARAH FLOCK AND ANDREW DUNLAP

The COVID-19 pandemic has reintroduced the importance of infection control in the built environment. COVID-19 is a novel infectious disease and is understood to be caused by severe acute respiratory syndrome coronavirus 2 (SARS-CoV-2), which ongoing research suggests is transmitted primarily through aerosols. While past pandemics led to design advancements in city planning and urban improvements, infectious diseases transmitted through aerosols can also be impacted

by appropriately designed and installed mechanical and enclosure systems. Therefore, while curing and combating COVID-19 in patients remains under development in the medical field, many design-, and construction-related industry groups have been working hard to understand other ways to prevent the spread in enclosed spaces...

➤ **Read Complete Article:**  
<https://bit.ly/3cupMrl>

## ABAA MEMBERS ONLY TOWN HALL

TUESDAY, APRIL 13TH, 11:00 AM - 12:00 NOON CST



### Panelists:

- Andrew Dunlap, Architect
- Matthew Giambone, Project Manager, Estimator
- Corey Zussman, Director of Quality
- Chris Huettig, Chair of QAP Committee
- Matthew Copestick, Consultant, Licensed ABAA Field Auditor

A conversation that will highlight key aspects of our Quality Assurance Program (QAP) program; how the field auditor interacts with the contractor and what it can mean for your project.

Ask questions of our panel of experts!

**Why is the QAP important to a project?**

**Why is quality assurance important from a GC's perspective? How can ABAA contractors approach GC's to sell its value?**

**How does the QAP get specified in a project?**

**How can ABAA manufacturers support ABAA contractors for better QAP outcomes?**

**How does the QAP program help our contractors? How do you get a QAP project?**

**What steps do architects need to take to ensure QAP remains in the spec?**

Invitations will be sent to ABAA members by email for this private event. Watch your emails for details on how to register, or reach out to [tamara@airbarrier.org](mailto:tamara@airbarrier.org).

# TECHNICAL ARTICLE: WEEP HOLES IN WINDOW EXTRUSIONS, TO SEAL OR NOT TO SEAL?

BY PETER SPAFFORD

There appears to be some confusion regarding air sealing around window extrusions. Some folks have misunderstood what some of the requirements are while air sealing the window extrusions to the wall assemblies. The window extrusions at the sill have purposely designed weep holes that are required to allow for condensation and incidental moisture to exit the window extrusion in the event that the window extrusion accumulates moisture inside the extrusion.

There are various sources of moisture that can accumulate inside the window extrusion due to wind driven rain, condensation, and leaks in the actual window extrusion itself. The sources of the moisture can come from the exterior or from the interior of the building. Warm moist air leaking into the extrusion from the interior of a building can easily condensate inside the window extrusions if they are not an air tight assembly. The same is true when warm moist air enters into the window extrusion from the exterior through the weep holes or other leaks in the extrusion. In warmer climate zones or in hot times of the years in cold climate zones, warm moist air enters into the extrusion from the exterior can also condense on the interior of the extrusion. This occurs because the interior temperature can be cold enough to cool down the extrusion to a temperature that is cold enough to allow for condensation to occur. This condition is called the "Dew Point". In either of these circumstances, the weep holes have to be left open to allow for the liquid moisture to drain out of the assembly.



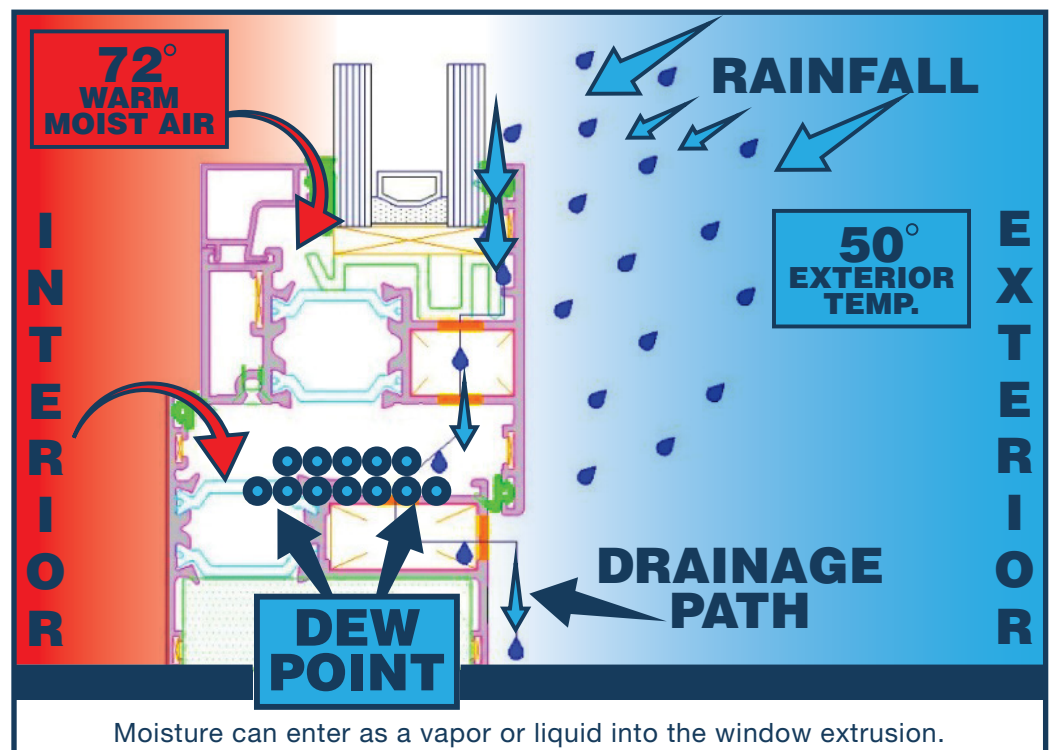
Typical weep hole at the sill of a window extrusion.

At times some of the weep holes can also be blocked by insects getting into the weep holes and nesting. This can lead to a build up of water in the extrusion and cause extensive damage to the rough openings and walls.



Wasp entering weep hole at the sill of a window.

*This detail on the right indicates how some designs may allow air & moisture to leak into the extrusion. This design drains out any accumulated moisture from the assembly through the weep holes at the base of the sill. This would soon fill up with water and cause serious damage if someone were to block or seal off the drainage holes with a sealant or an air barrier component. So, please NO NOT SEAL off these weep holes while air sealing around window extrusions.*



Moisture can enter as a vapor or liquid into the window extrusion.

## ARTICLE CONTINUED

In addition to insects and bugs, dirt and other organic materials can enter the weep holes. When this occurs, mold and mildew can propagate and block the drainage path from the window extrusion as well.



Mold & mildew blocking weep hole.

There are many different types of window styles and opening configurations. Many the extrusions have weep holes designed into the interior side of the



Interior weep holes.

extrusion as well to drain condensation that occurs on the interior of the glass to the outside of the building. These are direct leakage paths for air & water into or out of the buildings. If the weep holes are blocked to prevent drainage from occurring, the water can build up in the extrusion and ultimately leak

into the wall cavity if a leakage path is available. Many things beyond your control as an air barrier contractor or installer can happen that adversely affect the performance and durability of the wall assemblies that you are working on. To greatly reduce the chances of unexpected liability, do your best to install your air barrier assemblies at all penetrations in the building envelope. Windows in buildings are well know to be the weakest link in the air barrier chain and you need to pay extra attention when detailing these areas.



Interior weep holes.

Many design professionals require the air barrier to completely cover or extend to the full width of the window rough openings to prevent such damage. As an air barrier contractor or installer, your understanding of some of these principles is critical to the durability and performance of these wall assemblies. Blocking a weep hole in a window can have catastrophic results in water damage for the building.



Typical full coverage of rough opening with an air barrier material.



Typical full coverage of rough opening with an air barrier material.

When installing fluid applied membranes or spray polyurethane foam systems on the exterior of the buildings it is possible that the installer could inadvertently spray over the weep holes and seal them off if the windows were not covered with a plastic sheathing prior to the spray applications. Great care and forethought are required to prevent overspray from damaging the windows

## ARTICLE CONTINUED



Typical full coverage of rough opening with an air barrier material.



Typical masking off of windows prior to the installation of spray polyurethane foam.

or blocking weep holes. In the event that an installer sprayed over the weep holes in a window extrusion, they would be required to repair the affected areas. If spray polyurethane foam directly entered the weep holes during application, the window may have to be completely replaced in order to properly fix the problem. If the exterior cladding has already been installed when the

problem was identified, the costs associated with this would be extremely high. The air barrier contractor may have to pay to have the cladding removed, the window replaced and the cladding reinstalled. Additionally, they may have to pay for the damages that were caused as a result of blocking the weep holes. So, take great care and DO NOT block weep holes in window extrusions.

## CALL FOR ABSTRACTS WAGDY ANIS SYMPOSIUM



**BSA** welcomes participants representing a wide a range of perspectives, from building ownership and operations, to strategies for effective design, engineering and construction at each phase of a project, to research &

include 30-minute talks and 90-minute panel presentations.

**More Info on submitting abstracts.**

➤ <https://bit.ly/38SOm4p>

development of construction methods, materials and products. Submit 200-word abstracts on the theme “High Performance Building Enclosures: Risks and Rewards” for consideration. The structure of the symposium will

## SAVE THE DATE: ABAA ANNUAL GENERAL MEETING (AGM)

Invitations have been sent to ABAA membership by email. Please contact [lhardman@airbarrier.org](mailto:lhardman@airbarrier.org) if you did not receive your invitation. Members attend virtually on Thursday May 6, 2021 @ 2:00 PM EST.

## ABAA RECEIVES CSI NORTH CENTRAL REGIONAL AWARD

The CSI North Central Regional Award announcements were delayed this year due to COVID-related logistics, however ABAA was awarded a Regional Education Commendation in December for the recognition of their extensive educational programming efforts that they have been rolling out regionally.



## ABAA IS PROUD TO INTRODUCE ITS NEWEST FELLOWS

---



**RUSSELL SNOW**  
**W.R. MEADOWS, INC.**

The Air Barrier Association of America (ABAA) is proud to introduce its newest Fellow, Mr. Russell Snow of W.R. Meadows, Inc.

Russ has been an integral part of ABAA, showing his leadership in the association by serving as the Chair of ABAA for three terms. All organizations need great leaders, which we saw in Russ during his three terms. His lighthearted spirit inspires others to participate. Thank you, Russ.

He has represented W.R. Meadows, Inc. for over 15 years at ABAA and participates in most, if not every task group and committee meeting, including the Technical committee and the Nominating committee to name a few. Russ has served on the Board as a Director since 2012, was voted Chair of ABAA in 2016, ending his term as Chair in 2019. Out of those many years, Russ has served on the Executive committee since 2015, assuming various roles.

Congratulations, Mr. Russell Snow, for achieving the designation of FABAA!



**CRAIG WETMORE**  
**YORK FLASHINGS**

The Air Barrier Association of America (ABAA) is proud to introduce its newest Fellow, Mr. Craig Wetmore, President of York Flashings.

Mr. Wetmore has represented York Flashings for over 10 years at ABAA and been an integral part of numerous task groups and committees, including the Transitions, Terminations, and Flashings Task Group, Conference Committee and Co-Chair of the Marketing Committee for the past seven years. Craig was appointed as an ABAA Board of Director in 2014, being ABAA's secretary for the past 3 years.

Mr. Wetmore's leadership has been instrumental in leading ABAA to be recognized as the leader in research, technical information, certification, and education in building science and air barriers. He is a continual voice of reason, provides leadership and mentorship to the various committees, and his business acumen has assisted in the continual growth of the association and its membership.

Congratulations, Mr. Craig Wetmore, CSI, CDT, for achieving the designation of FABAA!




# U.S. DEPARTMENT OF ENERGY (DOE) BUILDING ENVELOPE CAMPAIGN

The Air Barrier Association of America (ABAA) has joined with other industry leaders—the AIA, IIBEC, and the IFMA—as an organizing partner of the U.S. Department of Energy (DOE) Building Envelope Campaign.

ABAA members are encouraged to participate in the Building Envelope Campaign. The BEC provides a new building envelope assessment tool for determining your building's BEP-value and identifying areas for potential envelope improvement.

For the introduction to the campaign, click below:



➤ **LINK TO THE PROGRAM:**  
<https://ec.ornl.gov/>

## The goals of the Building Envelope Campaign are to better the industry by:

- Motivate action and increase awareness of the value of investing in high-performance building enclosure technologies for both new and existing commercial buildings,
- Recognize leaders adopting and achieving high performing building enclosure systems, and
- Demonstrate and document energy and cost savings with integrated design, construction, commissioning, and maintenance from the implementation of high performing enclosure systems.

## The benefits of joining the Building Envelope Campaign include:

- Achieve energy savings through an improved building envelope
- Get technical assistance from Oak Ridge National Laboratory
- Gain recognition for your organization's participation
- Win a national award from the U.S. Department of Energy



## FIRST ANNUAL DOE BUILDING ENVELOPE CAMPAIGN AWARDS

The Department of Energy (DOE) Building Envelope Campaign Initiative, has announced the first annual BEC Awards. ABAA members are encouraged to submit their commercial or multifamily residential buildings by April 2, 2021 in order to be recognized in year one of the DOE BEC Awards.

➤ **LOG IN TO SUBMIT YOUR PROJECT**  
<https://ec.ornl.gov/>

## HAVE AN INDUSTRY RELATED ARTICLE YOU WOULD LIKE TO SEE FEATURED IN OUR NEWSLETTER?

Submit it to us for review and you could see your work published in the next newsletter! Also, we would love to hear your feedback on our newsletters and any content you want to see more or less of?

Email it to us at: [abaa@airbarrier.org](mailto:abaa@airbarrier.org)

## 2021 INSTALLER TRAINING

### SPRAYED POLYURETHANE FOAM INSTALLER TRAINING

May 10-12, 2021 Virtual  
Jul 12-14, 2021 Virtual

### FIELD AUDITOR TRAINING

Apr 6-8, 2021 Virtual

### FOR INFORMATION ON CERTIFICATIONS & REGISTRATION

 [www.airbarrier.org/education/installer-courses/](http://www.airbarrier.org/education/installer-courses/)

### SELF-ADHERED & FLUID APPLIED TRAINING

Apr 26-28, 2021 Virtual  
May 24-26, 2021 Virtual  
Jun 21-23, 2021 Virtual  
Jul 26-28, 2021 Virtual



ABAA continues to offer virtual installer training and will offer only virtual training for the first half of 2021. ABAA plans to re-evaluate the current situation come summer and the possibility of once again offering live on location training courses. Current training programs are a combination of watching the recorded webinars, followed by live sessions with the instructor to answer questions, review the modules and provide support. This resource will be available for individuals to take refresher courses

in the future. The certification exam will be done online, and the installer training manual will be sent to the installer for study prior to the course, which will enable them to take notes and study ahead of the program. Watch your emails and social media for further details and release dates.

For information on programs and registration details, please visit the ABAA website here: <http://www.airbarrier.org/education/installer-courses/>

## UPCOMING SYMPOSIUMS AND PRESENTATIONS

DATE	ORGANIZATIONS	LOCATION
25-Mar-21	BEC/AIA Tampa Bay Virtual Half Day Symposium	Online
15-Sep-21	IIBEC 2021 International. Conv. & Trade Show	Phoenix, AZ
23-Sep-21	Wagdy Anis Virtual Symposium on Building Science	Online

## 2021 UPCOMING WEBINARS

March 25: Oh No! What Did I Miss? How to Properly Specify an Air Barrier  
March 26: ABAA T0002 Pull Adhesion Test Method – A Sticky Subject \*exclusively for contractor members  
April 1: Building Enclosure Architectural Details – Conveying Construction Drawing Clarity  
April 8: Detailing for Better Air Barriers in Wood-Frame Buildings  
April 15: Building Science  
April 22: Spray Foam in Commercial Design  
May 6: Four Barrier for Four Wetting Potentials: How to Design Effective Exterior Wall Systems  
May 13: Masonry Flashing & Moisture Control: Design and Construction Considerations

For information on past and upcoming webinar details, please visit the ABAA website here:

 <http://www.airbarrier.org/events/category/webinars/>

# WHAT HAS ABAA BEEN DOING FOR OUR MEMBERS?



**AIR BARRIER EDUCATION FOR THE CONSTRUCTION INDUSTRY**

JANUARY & FEBRUARY

ATTENDEES

**803**

CONTINUING EDUCATION UNITS

**803**

EVENTS

**16**

## 16 FREE PRESENTATIONS & WEBINARS ON BUILDING ENCLOSURE TOPICS

- ABAA Webinar; Ventilated Rainscreens
- ABAA Webinar; Exterior Insulation Strategies
- Presentation; Trust but Verify, QC for your Air Barrier
- ABAA Webinar; Design Pitfalls of Storefronts and Curtain Walls
- Presentation; The Big Disconnect - Roof to Wall Connections
- Presentation; Building Science
- ABAA Webinar; Air Barrier Rough Opening Flashing Combinations – 5 years later
- Presentation; Air Barrier Advancements & Coming Industry Change
- ABAA Webinar; Does it Pass or Fail?
- ABAA Webinar; Smokin NFPA: History, Triggers and Solutions
- ABAA Webinar; Determining the Methodology for Detecting Water Intrusion
- Presentation; Introduction to Air Barriers
- Presentation; The Big Disconnect – Roof to Wall Connections
- Presentation; Achieving a High Performance Air Barrier
- ABAA Webinar – Building Air Leakage & Effects on the Building Env.
- ABAA Webinar Exclusive for Contractor Members – Building Science 101

## ABAA LAUNCHES LEARNING UNIT CAFÉ

**abaa** EDUCATION  
Nourishment for the Mind

# MENU

**ORDER ONLINE NOW!**

**ABAA LEARNING UNIT CAFÉ**

**WiFi Free**

**DESSERT**

**MAIN COURSE** 1.0 LU/HSW/GBCI

**Oh Not What Did I Miss? How to Properly Specify an Air Barrier**  
by Ryan Dalglish, FCSI, CCRP, ABAA, CABS

**The Big Disconnect: The Importance of Wall to Roof Connections for Your Air Barrier**  
by Ryan Dalglish, FCSI, CCRP, ABAA, CABS

**Please Proceed with Caution: Ensure Your Building Enclosure is Sustainable and Performant**  
by Brian Smith, American Construction Insurance Group, Performance Excellence & Quality Council, Chair of the ABAA Real Chair - BEC National

**Trust, but Verify - Quality Control for your Air Barriers**  
by Ryan Dalglish, CCI, CAE

**New Tools to Help Drive Decisions in your Air Barrier Specifications**  
by Laverne Dalglish, ABAA Executive Director

**Air Barrier Material Testing - Why Peanut Butter is Good for a Sandwich, but NOT for your Air Barrier**  
by Laverne Dalglish, ABAA Executive Director

**Live Presentations can be scheduled 8am-8pm EST**

**TAKE-OUT** 1.0 LU/HSW/IBEC

**On-demand presentations available to stream 24/7**

**Specifying Air Barriers to Achieve Airtightness**  
by Ryan Dalglish, ABAA Executive Director

**Game Plan to Getting Air Barriers Right**  
by Brian Smith, American Construction Insurance Group, Performance Excellence & Quality Council, Chair of the ABAA, Real Chair - BEC National

**"By Others" - The Elusive Subcontractor Responsible for Transitions • GBCI**  
by Laverne Dalglish, ABAA Executive Director

WWW.AIRBARRIER.ORG

New to ABAA is our Learning Unit Café, an online menu of our most requested air barrier courses that any architectural firm, BEC, CSI, or AIA chapter can schedule at their convenience. The menu consists of both Live and On-Demand presentations and all are 1 LU/HSW and many are GBCI.

If you are involved in a local organization and would like ABAA to present a future half or full-day symposium, please reach out to Tamara Foncerrada at the ABAA office via email: [tamara@airbarrier.org](mailto:tamara@airbarrier.org) or by phone: (339) 206-1142.

ABAA continues to offer weekly webinars to the industry, every Thursday from 1:00-2:00pm EST. This webinar series includes a variety of industry leaders speaking on a range of air barrier topics and gives attendees the chance to ask questions in real time. All of the topics have been carefully selected and chosen to offset the lack of information or misinformation received out there and to address how we keep our building envelopes from failing. Currently, our schedule is planned through the end of June. All are available for registration on the ABAA website Events Tab.

For more information, please visit our website: <https://www.airbarrier.org/abaa-learning-unit-cafe/>

## LIVE EDUCATIONAL WEBINARS EXCLUSIVE TO CONTRACTOR MEMBERS

March 26, 2021 at 1:00 pm EST  
ABAA T0002 Pull Adhesion Test Method - A Sticky Subject, presented by Laverne Dalglish

April 30, 2021 at 1:00 pm EST  
"Application of Air Vapor Barriers onto Wet CMU Walls, presented by Roy Schaufele

May 28, 2021 at 1:00 pm EST (tentative date)  
Design Review of Shop Drawings and Integration With Other Trades

\*Contractor members that would like to attend should contact [lhardman@airbarrier.org](mailto:lhardman@airbarrier.org) for the registration link.

# ON-DEMAND AIR BARRIER TRAINING YOU CAN DO RIGHT NOW!

**NEW**

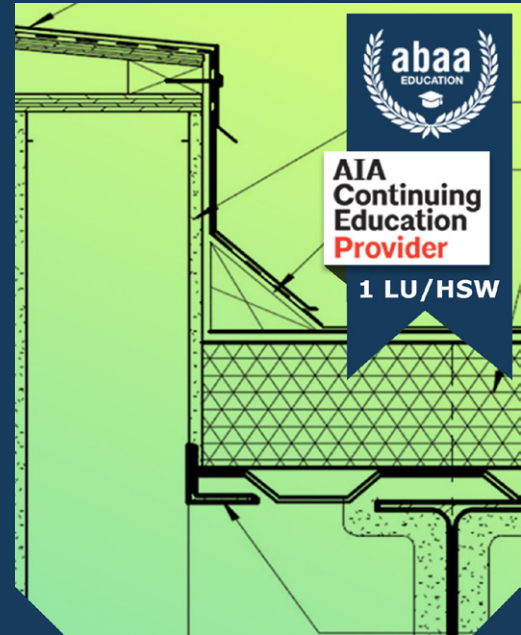


**AIA  
Continuing  
Education  
Provider**

**1 LU/HSW**

**NEW TOOLS, RESEARCH AND  
SITE QUALITY IN THE AIR  
BARRIER INDUSTRY**

<https://bit.ly/3qYHSXT>



**AIA  
Continuing  
Education  
Provider**

**1 LU/HSW**

**THE IMPORTANCE OF THE  
WALL TO ROOF CONNECTIONS  
FOR THE AIR BARRIERS**

<https://bit.ly/2ODL6Db>

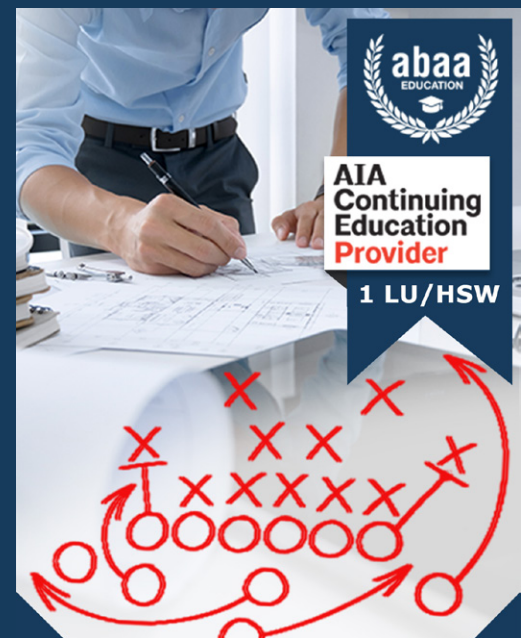


**AIA  
Continuing  
Education  
Provider**

**1 LU/HSW**

**THE ELUSIVE SUB-  
CONTRACTOR RESPONSIBLE  
FOR TRANSITIONS**

<https://bit.ly/30STPDX>



**AIA  
Continuing  
Education  
Provider**

**1 LU/HSW**

**GAME PLAN TO GETTING AIR  
BARRIERS RIGHT**

<https://bit.ly/3bLk9pG>

## FEATURE QAP PROJECT



**ARCHITECT:** Mithun

**GENERAL CONTRACTOR:** Martin Brothers

**LOCATION:** Pasadena, CA

**TYPE:** Multi Family Construction (Student Housing)

**VALUE:** \$72.3 million

**BUILDING AREA (sq. ft.):** 345,000

**TOTAL AIR BARRIER AREA (sq. ft.):** 180,000

**ACCREDITED CONTRACTOR:** Southwest Specialty Contractors

This project utilizes a sprayable STP that is red list compliant. Additionally, this is a very significant project for the university with approximately 180,000 square feet across four separate structures.

➤ <https://www.airbarrier.org/portfolios/ucla-lot-15-residence-hall/>



ABAA is always looking for ways to promote the QAP with projects such as these. If you have a QAP project to showcase, email Louise at:

[lhardman@airbarrier.org](mailto:lhardman@airbarrier.org)

Projects will be reviewed and upon acceptance, will be showcased on our weekly email and social media outlets.

air barrier  
**abaa**  
association of  
america

1<sup>ST</sup> QUARTER 2021 NEWSLETTER