






# Guide to the Cave of Shadows

*Duel 95 Broadcasting*






This is a modified storyboard of Duel 95's "Guide to the Cave of Shadows (Twilight Princess)" video. Most screenshots were captured from the live stream of 28 March 2016 as the storyboard was created before the video.

This document may contain less information than the published video; if the information provided here does not meet your needs, please watch the video in the link below:






<<https://www.youtube.com/watch?v=cJX6D24DtSc>>

Scene	Description
	<p><b>The Legend of Zelda: Twilight Princess HD</b> Released 5 March 2016 in Australia</p> <ul style="list-style-type: none"> <li>• New 'Cave of Shadows' dungeon added</li> <li>• Has Amiibo support</li> <li>• Removed recurring rupee description</li> <li>• Utilises WiiU Gamepad – Map and Items</li> <li>• Instant wolf transformation added</li> </ul>
	<p><b>Cave of Shadows</b></p> <ul style="list-style-type: none"> <li>• Becomes available after you enter Hyrule Field</li> <li>• Has all parts after beating Twilight Palace</li> <li>• Requires the Wolf Link amiibo to play</li> <li>• Has 2 main recovery options: <ul style="list-style-type: none"> <li>○ Wolf Link Amiibo</li> <li>○ Zelda/Sheik Amiibo</li> </ul> </li> <li>• Has an option to increase difficulty: <ul style="list-style-type: none"> <li>○ Ganondorf Amiibo</li> </ul> </li> </ul>
	<p><b>Floor 1</b> 3x Shadow Beasts</p>

	<p><b>Floor 2</b> 4x Shadow Beasts</p>
	<p><b>Floor 3</b> 4x Shadow Vermin 3x Shadow Baba</p>
	<p><b>Floor 4</b> 4x Shadow Keese 4x Shadow Vermin</p>
	<p><b>Floor 5</b> 4x Shadow Beasts 4x Shadow Vermin</p>
	<p><b>Floor 6</b> Chest: 1x Red Rupee Dig: 1x Recovery Heart</p>






	<p>Floor 7 4x Blue Bokoblins</p>
	<p>Floor 8 8x Keese</p>
	<p>Floor 9 6x Baba Serpents</p>
	<p>Floor 10 4x Helmasaurs</p>
	<p>Floor 11 9x Torch Slugs</p>

<p>A screenshot from the game showing a character in a dark room with several red, insect-like enemies (Tektites) on the floor. The character is positioned on the left, and the enemies are clustered in the center. The UI shows a full health bar at the top left, a mini-map at the bottom left, and a green rupee count of 1785 at the bottom right.</p>	<p>Floor 12 6x Tektites</p>
<p>A screenshot from the game showing a character in a dark room with three Bulblin Archers. The character is in the center, and the archers are positioned around them. The UI shows a full health bar at the top left, a mini-map at the bottom left, and a green rupee count of 1790 at the bottom right.</p>	<p>Floor 13 3x Bulblin Archers</p>
<p>A screenshot from the game showing a character in a dark room with three Dodongos. The character is in the center, and the Dodongos are positioned around them. The UI shows a full health bar at the top left, a mini-map at the bottom left, and a green rupee count of 1791 at the bottom right.</p>	<p>Floor 14 3x Dodongos</p>
<p>A screenshot from the game showing a character in a dark room with one Chuchus. The character is in the center, and the Chuchus is positioned around them. The UI shows a full health bar at the top left, a mini-map at the bottom left, and a green rupee count of 1792 at the bottom right.</p>	<p>Floor 15 1x Chuchus</p>
<p>A screenshot from the game showing a character in a dark room with one Ghoul Rat. The character is in the center, and the Ghoul Rat is positioned around them. The UI shows a full health bar at the top left, a mini-map at the bottom left, and a green rupee count of 1893 at the bottom right.</p>	<p>Floor 16 1x Ghoul Rats</p>






	<p><b>Floor 17</b> 15x Bubbles</p>
	<p><b>Floor 18</b> 20x Stalkin</p>
	<p><b>Floor 19</b> 2x ReDead Knights</p>
	<p><b>Floor 20</b> Chest: 1x Purple Rupee Dig: 1x Recovery Heart</p>
	<p><b>Floor 21</b> 3x Skulltulas 5x Deku Babas</p>






	<p><b>Floor 22</b>  3x Helmasaurs  ∞x Ghoul Rats</p>
	<p><b>Floor 23</b>  2x Lizalfos  4x Armos  6x Blue Bokoblins</p>
	<p><b>Floor 24</b>  4x ReDead Knights  8x Deku Babas</p>
	<p><b>Floor 25</b>  2x Dodongos  6x Fire Keese  15x Torch Slugs</p>
	<p><b>Floor 26</b>  4x Keese  5x Blue Bokoblins  ∞x Ghoul Rats</p>

	<p><b>Floor 27</b>  2x Bulblin Archers  3x ReDead Knights</p>
	<p><b>Floor 28</b>  8x White Wolfos  6x Ice Keese</p>
	<p><b>Floor 29</b>  x Chuchus  x Ghoul Rats</p>
	<p><b>Floor 30</b>  2x Chilfos  6x Mini Freezards  8x Ice Keese</p>
	<p><b>Floor 31</b>  4x Armos  Gate 1: 5x Baby Gohma  Gate 2: 3x Keese 3x Rats  Gate 3: 7x Rats 3x Keese  Gate 4: 5x Baby Gohma</p>

	<p><b>Floor 32</b>  1x Dynalfos  1x Lizalfos  2x Blue Bokoblins</p>
	<p><b>Floor 33</b>  6x Ice Keese  2x Chilfos  4x Mini Freezards</p>
	<p><b>Floor 34</b>  3x Lizalfos  1x Dynalfos  x Chuchus</p>
	<p><b>Floor 35</b>  2x Helmasaurus  5x Deku Babas  10x Keese</p>
	<p><b>Floor 36</b>  2x Shadow Bulblin Archers  6x Shadow Bulblins</p>



	<p><b>Floor 37</b>  4x Zant Masks  4x Shadow Keese</p>
	<p><b>Floor 38</b>  3x Bulblin Archers  4x Bokoblins</p>
	<p><b>Floor 39 – Phase 1</b>  2x Dodongos  4x Baba Serpents</p>
	<p><b>Floor 39 – Phase 2</b>  2x Fire Bubbles  2x Ice Bubbles  7x Stalkin</p>
	<p><b>Floor 39 – Phase 3</b>  3x Zant Masks</p>

	<p>Floor 39 – Gate 1  3x Bokoblins  2x Bulblins</p>
	<p>Floor 39 – Gate 2  6x Baby Gohmas  2x Skulltulas</p>
	<p>Floor 39 – Gate 3  2x Helmasaurs  4x Keese  1x Dynalfos</p>
	<p>Floor 39 – Gate 4  2x Dynalfos  1x Lizalfos</p>
	<p>Floor 40 – Spirit Spring  1x Colossal Wallet</p>



### Floor 40 – Statue Room

Chest: 1x Silver Rupee  
Dig: 1x Orange Rupee



### Cave of Shadows Record

The record indicates the following:

- Number of hearts to store for next time
- Which amiibo were used
- Completion time
- Total damage taken



### Copyright Notice

Duel 95 Broadcasting is the author of this PDF, audio and video for the purpose of copyright. All rights reserved.

Nintendo is the author of "The Legend of Zelda: Twilight Princess HD" for the purpose of copyright. All rights reserved.



### Website

Check out our website:

<http://duel95.com/>