


3<sup>rd</sup>  
rail

SPRING/SUMMER 2004



Own  
A Piece  
of  
History

# SUNSET MODELS INC.

## BEST IN CUSTOMER SERVICE

**F**ounded in 1974, Sunset Models Incorporated has 30 years experience in producing fine, brass scale models in N, HO, On3, O, G and #1 Scales. Without a doubt, Sunset is the leader in fine scale detail at affordable prices. Mort Mann has ensured that modelers at all levels can enjoy the pride of owning a limited edition brass steam locomotive of their favorite prototype. Having a one-on-one relationship with each customer makes Sunset Models **best in customer service**. Instead of asking for proof-of-purchase or generating RMAs, our customer support is built on a personal knowledge of our customers and their individual needs. Never again hear the words, "not covered under your warranty...". Rest assured, if you purchase a Sunset Models locomotive, you are buying the very best in customer support and care.

## OUR GUARANTEE

**B**ecause we are so sure you will be overwhelmed by the crispness of detail and attention to scale accuracy of our models, we offer a **30 day money back guarantee** (*model price*) on all models purchased directly from Sunset Models Inc. Dealers have their own policies regarding returns. Your reservations are also very important to us. Without them we cannot gauge how many models to produce of each type, bringing our costs up significantly. So please support us by making reservations early and keeping them accurate and up to date. No deposit is required to make a reservation but we consider your reservation as a "promise to buy" when the models arrive.

## ANNOUNCING "HIGH IRON"

**S**unset Models is now proud to announce a new line of less costly brass locomotives we call **High Iron**. High Iron is railroad slang for main line trackage. Similarly our **High Iron** models are mainline locomotives built of the finest materials and craftsmanship. The detail level and quality of workmanship will remain the same as our 3rd Rail line of fine locomotives. For the future we intend to remain the supplier of fine scale models for those who will only buy the very best in scale accuracy and level of detail.

## OUR GIFT TO YOU

**P**lease enjoy this complimentary copy of our catalog of models. In it you will find no better example of scale fidelity and value in model trains today. *We want to take this opportunity to thank all of you who support us by buying our models and suggesting new models as well.*

# SUPERIOR FEATURES

## FINEST MATERIALS AVAILABLE

**O**ur models are built from the finest quality brass, steel and bronze alloys. The frames are precision milled from solid brass stock. Bronze journals ride on steel springs, making up a true suspension reminiscent of the prototype modeled. This is what we call “sprung drivers”. The drivers themselves are works of art, coined on 50 ton presses until the annealed brass is hardened by temperature and pressure. Machined carbon steel tires and flanges are forged as one, then pressed over the brass wheel. This combination of materials is much stronger and more durable than diecast wheel centers and die cast flanges found on die cast models today. Those are cheaper alternatives that we would never put on our models. These drivers are powered in most cases by a precision Pittman motor turning a hardened steel worm and bronze axle gear. This combination of material will outlive most modelers today. The brass sheeting is etched, stamped and soldered in place. The detail parts are lost wax castings, the same method used for making jewelry. This process is superior to any other method to reproduce 3 dimensional detail, but is the most labor intensive and costly method. We have noticed that higher priced die cast models are covered with brass castings to give them the appearance of a brass model. Why settle for a hybrid when you could have a **thoroughbred**, a 100% brass constructed model.



## FEATURES FOUND ON 3 RAIL MODELS

- **Constant Speed Control Technology**
  - 32 Speed Step Compatible with Lionel Engines
  - 128 Speed Step Compatible with MTH Engines
  - Speed Control Off, Compatible with Non-Cruise Engines
  - Adjustable Chuff Rate (1, 2 or 4 Chuffs) Per Revolution
- **Lionel TMCC TrainMaster Command and Control**
- **Lionel RailSounds OEM 4.0**
  - DynaChuff, Squealing Brakes, Tower Comm, etc.
- **Remote Coupler**
- **Puff n' Chuff II Smoke System**
  - Synchronized to the Chuffing Sounds
  - Temperature Regulated Heater Prevents Burn Out
- **Directional Constant Voltage Lighting**
- **Lighted Classification and Tender Marker Lights**
- **Sprung Drivers with Steel Tires and Flanges**
- **Pittman Motor with Dynamically Balanced Flywheel**
- **Steel Ball Bearing Gear Box, Steel and Bronze Gear**
- **Operating Tender Water Hatches and Cab Roof Vents**
- **Fully Detailed Backheads and Cab Interior**
  - Dozens of Separate 3D Details
  - Painted Dials and Handles
  - Crew Seats and Controls
  - Glazed Windows
  - Operating Cab Apron

RailSounds™ and TrainMaster® Command Control are registered trademarks of and licensed by Lionel, LLC.



# NP Z-6 CHALLENGER



HO Model Shown

**N**orthern Pacific ordered 21 "Challengers" from the American Locomotive Company in 1936 and took delivery of them during 1936 and 1937. These 4-6-6-4s were designated Class Z-6 and were assigned road numbers 5100 through 5120. They had four 23x32 cylinders, 69" drivers, a 250 psi boiler pressure, exerted 104,500 lbs of tractive effort and weighed 624,500 pounds.


Six of these "Challengers" that were received in 1937 were assigned to the **SP&S** with road numbers 900 through 905.

Numbers 900 and 901 were sold to the **Great Northern Railroad** shortly after they arrived in 1937. Third Rail is proud to present all 3 roads of the Z-6 to you in stunning brass detail. Available in 2R or 3R.

**Available Fall 2004**

**MSRP: \$1599.95**

# SP MT-4 4300 CLASS



**T**he Sacramento General Shops of the Southern Pacific built 49 "Mountains" between 1925 and 1930. Road numbers 4346 through 4366 designated class Mt-4 were built between 1926 and 1929. Some of these were painted in the Daylight paint scheme.


Sunset Models is bringing you the SP Mt-4 with the classic skyline casing, disc driver (not shown) and optional **daylight painting** (cab & tender) for \$50 more and all the details and features you expect. Reserve your piece of history today. Only a limited quantity of these accurate scale models of the SP Mt-4s will be built.

**Arriving Late 2004**

**MSRP: \$1099.95**

# B&M R-1A 4-8-2

# B&O T-4A 4-8-2 MOUNTAINS



**T**he designers at Baldwin Locomotive Works Eddystone created the R Class, the “**Heaviest Mountains Ever Built in the United States**” for the Boston & Maine. The dual purpose R Class locomotives were at home on hot shot freight or passenger runs. In 1947 they were sold to the B&O and christened T-4a.. With only 50 of each model to be produced, not everyone will get the chance to own a R-1!

**These are a must for any collector or operator.**

Sunset Models is bringing both versions of the B&M R1a and B&O T-4a to you in stunning brass detail in very limited quantities . Designed to operate on 56” Radius O Scale track or larger or 054 3 rail track and switches. This model will be an excellent addition to your roster.

**Arriving Late 2004**

**MSRP: \$1099.95**

# C&O GREENBRIER 4-8-4

## THE STATESMEN SERIES

**N**amed after Virginian Statesmen, *Thomas Jefferson (#600), Patrick Henry(#601), Benjamin Harrison(#602), James Madison(#603) and Edmund Randolph (#604)*, these powerful Northern Locomotives were used for 1st class passenger trains such as the "George Washington" or the "Sportsman". Any collection is not complete without the original "Greenbriers" in their modernized state.

Sunset Models is proud to present these one-of-a-kind, highly collectible (**only 30 of each number will be produced**), superior detailed Greenbriers restored in 1/48th scale lifetime brass. This modernized version has the headlight on the pilot and is equipped with Baker valve gear.

**Arriving 2004**  
**MSRP: \$1099.95**



**ONLY 30  
OF EACH!**

# RDC-1 DIESEL CARS



Division Point O Scale Model Shown



**T**he Rail Diesel Car (RDC) was built by the Budd Company during the 1950's. RDCs were propelled by a diesel engine under the car body. The RDCs hauled passengers where locomotives were too costly. Running in consists you can run your RDC Train anywhere on your layout. The Budd RDC can be still be found in operation on tourist lines.

**AVAILABLE FOR THE FOLLOWING ROADS:**

UNDECORATED  
AMTRAK  
BALTIMORE & OHIO (B&O)  
BOSTON & MAINE (B&M)  
CANADIAN NATIONAL (CN)  
CHICAGO & NORTHWESTERN (C&NW)  
LONG ISLAND RAIL ROAD (LIRR)  
NEW HAVEN (NH)  
NEW YORK CENTRAL (NYC)  
SANTA FE (ATSF)  
SOUTHERN PACIFIC (SP)  
PENNSYLVANIA-READING-SEASHORE LINE (PRSL)  
READING

**FEATURES:**

- 2 Powered Trucks
- Full Interior
- Overhead Lighting
- Full Underbody
- Brass Construction
- Nickel Plated Finish
- 1/48 Scale Dimension
- Available 2 or 3 Rail
- TMCC/RS (3R)
- Remote Couplers (3R)
- Dummies Lighted w/interiors

**Arriving Late 2004**

**MSRP: \$449.95 Powered**

**\$299.95 Un-Powered**



# PULLMAN HEAVYWEIGHTS

## 12-1 SLEEPER



THE ONLY ACCURATE  
SCALE MODELS AVAILABLE



OBSERVATION



DINER

**P**ullman made thousands of these heavyweight cars and they could be found on countless Railroads. Available in Pullman Green with "Pullman" lettering and 10 different car names/numbers. All are air-conditioned for your comfort.

### THREE UNIQUE CARS:

- 12-1 Sleeper, 10 different car names
- Diner, 4 different car numbers
- Observation Car, 4 different car numbers

...Also available unlettered

### FEATURES:

- All Brass Construction
- Full Underbody Equipment Detail
- Full Interior and Compartment Detail
- Overhead Constant Voltage Lighting
- Sprung Brass Trucks
- Glazed Windows and Operating Doors
- 042 or Larger 3 Rail Operation
- 48" Radius 2 Rail Operation

Arriving Late 2004

MSRP: \$349.95 Painted and Lettered

# HIGH IRON SERIES



## PRR K4



**IN STOCK  
MAY 2004**

**PRE WAR VERSION**



**POST WAR VERSION**

## SP M-6/9 MOGUL



**SP M-9 2-6-0 SHOWN**



**WHALEBACK TENDER 3R**

**A**nnouncing the second addition to the High Iron Series, the SP M-6 and M-9 Moguls. The SP 2-6-0 M-6 and M-9s were the most prolific Moguls on the SP system. Perfect for branch line work with tight turns, these moguls will be an outstanding addition to your roster. Complete with sprung drivers, working Stephenson valve gear and fully detailed backhead. There are very limited production numbers so reserve yours now or miss out on the SP Mogul by Sunset Models. Multiple road numbers available. Choose from Vandy or Whaleback Tender in 2 Rail (3R has Whaleback only due to size of electronics). Available in 2 Rail for \$699.95 or 3 Rail for \$749.95 with full compliment of TMCC with Railsounds and Coil Coupler, Puff n' Chuff II Synchronized smoke, Constant Speed Control for 042 3 Rail or 48" Radius 2R Track Ready.

**Arriving 2005**

**MSRP: \$699.95 2R \$749.95 3R**

# MODELS IN STOCK

THESE MODELS ARE SUBJECT TO PRIOR SALE

**NYC L3B MOHAWK 4-8-2**  
**MSRP: \$999.95**



**SP 4-10-2 SP-2 CLASS**  
**MSRP: \$1199.95**



**ALL AVAILABLE  
IN 2 OR 3 RAIL**



**PRR Q-1 DUPLEX (SKIRTED)**  
**MSRP: \$1499.95**



# SUNSET MODELS...

*The "O" Scale Leader in Value and Quality.*


*To own "A Piece of History" order today!*

*Call your dealer or 1-800-3RD-RAIL.*

*Visit us on the web at [www.3rdrail.com](http://www.3rdrail.com)*



SOME MODELS SHOWN ARE NOT SUNSET MODELS O SCALE BUT REPRESENT THE LEVEL OF DETAIL AND SCALE ACCURACY OF THE PRODUCTION MODELS



**SUNSET MODELS INC.**

37 South Fourth Street · Campbell, CA 95008 · phone 408-866-1727 · fax 408-866-5674 · [www.3rdrail.com](http://www.3rdrail.com)

*Catalog Printed in the USA*