


Habasit fabric and round belt product range

Habasit-Solutions in motion



The Habasit solution

At Habasit, we listen to our customers, innovate continuously and deliver reliable solutions to meet your every need.

Customers come first


At Habasit we understand that our success depends on your success. This is why we offer solutions, not just products; partnership, not just sales.

Since our foundation in 1946, Habasit has brought this understanding of customer needs to life every day and for every application. That's why we're the No. 1 in belting today. Worldwide.



Committed to innovation

Habasit is strongly committed to the continuous development of innovative, value-added solutions. Over 3% of our staff are dedicated exclusively to R&D, and our annual investment in this area exceeds 8% of turnover.



Worldwide leading product range

Habasit offers the largest selection of belting, conveying, processing and complementary products in the industry. Our response to any request is nothing less than a specific, tailor-made solution.

A selection of our product ranges:



HabaFLOW®
Fabric based conveyor and processing belts



HabasitLINK® & KVP®
Plastic modular belts




HabaDRIVE®
Power transmission belts



HabaSYNC®
Timing belts



HabaCHAIN®
Chains (slat and conveyor chains)




HabiPLAST®
Profiles, guides, wear strips



Machine tapes



Seamless belts



Round belts



Fabrication tools (joining tools)



Gear reducers, gearmotors, motion control



Electric motors

Worldwide support

Our extensive organization is ready to support you anywhere in the world. Engineering and emergency assistance, quotes and order status are just a phone call away. Wherever you are. Whenever you need us.

For additional information please visit: www.habasitamerica.com

Contents

The Habasit Solution	2
Contents	3
General Material Handling	4 - 9
Food	10 - 15
Paper & Printing, Postal - Machine Tapes	16 - 17
Corrugated - Folder-Gluer	18 - 19
Wood	20 - 21
Automotive / Metal / Stamping	22 - 23
Textile & Power Transmission	24 - 25
Power Transmission, Round Belts	26 - 27
Glass, Aluminum, Specialty & Airslide	28 - 29
Belt Index	30 - 31

Material Dimension Chart

Product Range or Type	Stocked Width	Mfg / Stocked Length	Length Range
Most power transmission belts, machine tapes, spindle tapes and folder gluer belts	47 inch (1.2 mtr)	328 ft, 394 ft	300-400 ft
3-digit S series, TF series, TC series	47 inch (1.2 mtr)	787 ft	750-820 ft
Domestic Conveyor belts (i.e. TrackMate®, PolyMate, Ulti-Mate®, Heatmate, Allveyor®)	72 inch (1.8 mtr)	600 ft	540-660 ft
European Conveyor belts (i.e. Standard, Food, High Duty, Extra-Line, Cleanline™, HG).	Some at 94 inch (2.4 mtr), 79 inch (2 mtr) and 59 inch (1.5 mtr) - other widths possible / available. Many types are manufactured to 157 inches (4 mtr)	328 ft	300-360 ft
N-Line, P-Line Conveyor Belts	118 inches for most types (3 mtr)	328 ft	300-360 ft

Note: For CL (Coil) and SL (Slab) orders, we reserve the right to ship and invoice +/- 10% of the length stated.

General Material Handling

Product group	Belt type	PLY	For slider bed	For carrying roller	Low noise, back side	Permanently antistatic	Metal detector suitable	Troughing suitable	Power turn suitable	Flame retardant	Tension member, material	Cover friction	Conveying side, material	Conveying side, surface	Conveying side, color	Back side, material	Back side, surface	Back side, color
Standard	SAB-5E 07	2	■	■	■	■	-	-	-	-	PET	A	PVC	smooth	dark grey	PET	fabric	off-white
	SAB-8E 07	2	■	■	■	■	-	-	-	-	PET	A	PVC	smooth	dark grey	PET	fabric	off-white
	SAG-8E 07	2	■	■	-	■	-	-	-	-	PET	A	PVC	mini rouhtop	dark grey	PET	fabric	off-white
	SAG-12E	2	■	■	-	■	-	-	-	-	PET	A	EPDM	rouhtop	dark grey	PET	fabric	off-white
	SAQ-8E 07	2	■	■	-	■	-	-	-	-	PET	A	PVC	quadrille	dark grey	TPU	impreg.	off-white
	SAW-5E 07	2	■	■	-	■	-	-	-	-	PET	A	PVC	waffle	dark grey	TPU	impreg.	light grey
	SNB-5E 07	2	■	■	■	■	-	-	-	-	PET	N	PVC	sand	dark grey	PET	fabric	off-white
	SNB-12E 07	2	■	■	-	■	-	-	-	-	PET	N	PVC	sand	dark grey	PET	fabric	light grey
N-Line	NAB-8EEDV 11	2	■	■	-	■	-	-	-	-	PET	A	PVC	smooth	dark green	PET	fabric	white
	NAB-10ELBV	2	■	■	■	■	-	-	-	-	PET	A	PVC	smooth	black	PET	fabric	grey
	NAB-10ELDV 11	2	■	■	-	■	-	-	-	-	PET	A	PVC	smooth	dark green	PET	fabric	white
	NAB-12EEDV 11	2	■	■	-	■	■	-	-	-	PET	A	PVC	smooth	dark green	PET	fabric	white
	NAB-15EVDV	2	-	■	-	-	■	-	-	-	PET	A	PVC	smooth	dark green	PVC	waffle	dark green
	NAB-18EEAV	3	■	■	-	■	■	-	-	-	PET	A	PVC	smooth	dark grey	PET	fabric	grey
	NAD-10ESBV	2	■	■	■	■	-	-	-	ISO	PET	A	PVC	diag. wave	black	PET	fabric	grey
	NAJ-8EEBV 11	2	■	■	-	■	-	-	-	-	PET	A	PVC	rouhtop	black	PET	fabric	white
	NAJ-8EXDV 11	2	■	■	-	■	-	-	-	-	PET	A	PVC	rouhtop	dark green	PET	fabric	white
	NAL-12ELBV	2	■	■	■	-	■	-	-	-	PET	A	PVC	long-groove	black	PET	fabric	light green
	NHB-5EKBV	1	■	-	-	■	■	-	-	-	PET	N	PVC	matt	black	PET	fabric	grey
	NHB-10EKBV 11	2	■	■	■	■	■	-	-	-	PET	N	PVC	matt	black	PET	fabric	white
	NHE-8EBBV (NVT-256)	2	■	■	-	■	■	■	-	-	PET	N	PVC	elliptical	black	PET	fabric	grey
	NHM-10EKBV07	2	■	■	■	■	■	-	-	-	PET	N	PVC	super-matt	black	PET	fabric	grey
	NHU-8EETV 11	2	■	■	-	■	■	-	-	-	PET	N	PVC	ultra glossy	transparent	PET	fabric	white
	NHU-12EAAV	3	■	■	-	-	■	-	-	-	PET	N	PVC	ultra glossy	dark grey	PUR	impreg.	grey
	NNT-10ENBU	2	■	■	■	■	■	-	-	-	PET	N	PUR	impregnated	black	PET	fabric	grey
	NNT-10ESBU	2	■	■	■	■	-	-	-	ISO	PET	N	PUR	impregnated	black	PET	fabric	grey
	NNT-20ECDV	3	■	■	■	■	-	■	■	-	PET	N	PVC	impregnated	dark green	PUR	impreg.	black
	NSB-12EHAV	3	■	■	-	-	■	-	-	-	PET	S	PVC	smooth	dark grey	PET	fabric	grey
	NSL-10ELBV 11	2	■	■	■	■	■	-	-	-	PET	S	PVC	long. groove	black	PET	fabric	white
	NSL-10ESBV	2	■	■	■	■	-	-	-	ISO	PET	S	PVC	long. groove	black	PET	fabric	grey
	NSW-5ELAV	1	■	■	-	■	■	-	-	-	PET	S	PVC	waffle	dark grey	PET	fabric	grey
	NAS-8EHDV	2	■	■	-	■	-	-	-	-	PET	A	PVC	chock block	dark green	PET	fabric	grey
NVT-298	2	■	■	■	■	-	-	-	-	PET	A	PVC	quadrille	black	PET	fabric	light grey	
Habasit UK	2PN120/GP SE	2	■	■	-	■	■	◇	■	ISO	PET	A	PVC	long. groove	black	PET	fabric	white
	WVT-125	-	-	■	-	-	■	-	■	-	TPU	M	TPU	rough	black	TPU	rough	black
High Duty	HAL-12E	2	■	■	-	■	-	■	-	-	PET	S	EPDM	long. groove	green	PUR	impreg.	black
	HAR-12E	2	■	■	-	■	-	-	■	-	PET	A	NBR	rough textile	green	PET	fabric	white
	HSL-8E	2	■	■	-	■	-	-	-	-	PET	S	TPU	long. groove	dark green	TPU	impreg.	grey
	HSW-5EB	2	■	■	-	■	-	■	■	-	PET	S	TPU	waffle	black	PET	fabric	grey

	Class of chemical resistance	Joining	Thickness [in.]	Mass of belt per square foot (belt weight) [lbs./sq.ft.]	Pulley diameter, minimum [in.]	Tensile force per unit of width k1% [lbs./in.]	Admissible tensile force per unit of width kadm [lbs./in.]	Minimum Temperature [°F]	Continuous Temperature [°F]	Coefficient of friction μ of back side on steel driving pulley / stainless steel sliderbed	Manufacturing width [in.]	Clipper (all facing recommendations are approximate)	Belt type	
3	F,L	0.06	0.36	0.8	40	63	23	158	0.15 / 0.15	118	36SP	SAB-5E 07	Explanations ■ = applicable ◇ = conditionally applicable - = not applicable EPDM = ethylene propylene terpolymer IMPREG. = impregnated NBR = acrylo-nitrile-butadiene rubber PET = polyester PUR = polyurethane, cross-linked PVC = polyvinylchloride TPU = polyurethane, thermoplastic Flame retardant ISO = Classified according to DIN 22103 and ISO 340 Joining T = Thermofix F = Flexproof L = Laced All data are approximate values under standard climatic conditions: 23°C/73°F and 50% relative humidity. Cover Friction S = Super Adhesive A = Adhesive M = Medium Adhesive N = Non-Adhesive	
3	F,L	0.08	0.49	1.3	57	91	23	158	0.20 / 0.20	118	36SP	SAB-8E 07		
3	F,L	0.16	0.76	1.3	51	69	14	140	0.15 / 0.15	94	36SP	SAG-8E 07		
4	T,L	0.20	0.86	2.4	69	114	-22	212	0.15 / 0.15	47	36	SAG-12E		
3	F,L	0.08	0.49	1.3	51	80	14	140	0.15 / -	118	36SP	SAQ-8E 07		
3	F,L	0.07	0.37	0.8	34	51	23	122	0.15 / 0.15	118	36SP	SAW-5E 07		
3	F,L	0.06	0.39	0.8	40	63	23	158	0.15 / 0.15	118	36SP	SNB-5E 07		
3	F,L	0.10	0.59	2.4	91	148	23	158	0.15 / 0.15	118	36	SNB-12E 07		
3	F,L	0.08	0.47	1.3	51	51	14	158	0.15 / 0.15	118	36LLSP	NAB-8EEDV 11		
3	F,L	0.08	0.51	0.9	46	46	14	158	0.15 / 0.15	118	36LLSP	NAB-10ELBV		
3	F,L	0.08	0.47	1.6	63	63	14	158	0.15 / 0.15	118	36LLSP	NAB-10ELDV 11		
3	F,L	0.11	0.66	2.0	74	74	14	158	0.15 / 0.15	118	36LL	NAB-12EEDV 11		
3	F,L	0.12	0.72	1.9	86	86	14	158	0.35 / -	118	36LL	NAB-15EVDV		
3	F,L	0.19	1.15	5.0	103	103	14	158	0.15 / 0.15	118	2HT	NAB-18EEAV		
3	F,L	0.30	1.02	2.4	46	46	32	158	0.25 / 0.25	118	2HT	NAD-10ESBV		
3	F,L	0.22	0.92	2.4	51	51	14	158	0.15 / 0.15	118	36LL	NAJ-8EEBV 11		
3	F,L	0.22	0.92	2.4	51	51	14	158	0.15 / 0.15	118	36LL	NAJ-8EXDV 11		
3	F,L	0.11	0.61	2.0	69	69	14	158	0.15 / 0.15	118	36LL	NAL-12ELBV		
3	F,L	0.04	0.25	0.9	29	29	14	158	0.15 / 0.15	118	36XSP	NHB-5EKBV		
3	F,L	0.08	0.51	1.3	63	63	32	158	0.15 / 0.15	118	36LLSP	NHB-10EKBV 11		
3	F,L	0.09	0.47	0.9	46	46	14	158	0.15 / 0.15	118	36SLSP	NHE-8EBBV		
3	F,L	0.08	0.51	1.6	46	46	14	158	0.15 / 0.15	118	36SLSP	NHM-10EKBV07		
3	F,L	0.08	0.47	2.0	51	51	32	176	0.15 / 0.15	118	36LLSP	NHU-8EETV 11		
3	F,L	0.12	0.78	4.0	69	69	32	158	0.15 / 0.15	118	36LLSP	NHU-12EAAV		
3	F,L	0.08	0.49	1.2	57	57	32	176	0.15 / 0.15	118	36LLSP	NNT-10ENBU		
3	F,L	0.12	0.72	1.6	57	57	14	176	0.15 / 0.15	118	36	NNT-10ESBU		
3	F,L	0.14	0.82	5.0	114	114	14	176	0.15 / 0.15	106	36LL	NNT-20ECDV		
3	F,L	0.19	1.15	3.1	69	69	14	176	0.15 / 0.15	118	2	NSB-12EHAV		
3	F,L	0.09	0.51	1.3	63	63	14	140	0.15 / 0.15	118	36LLSP	NSL-10ELBV 11		
3	F,L	0.09	0.51	1.6	57	57	14	176	0.15 / 0.15	118	36LL	NSL-10ESBV		
3	F,L	0.05	0.27	0.8	29	29	14	158	0.15 / 0.15	118	36SLXSP	NSW-5ELAV		
3	F,L	0.35	1.13	2.4	46	46	14	158	0.15 / 0.15	118	2	NAS-8EHDV		
3	F,L	0.09	0.49	1.6	57	-	14	158	0.15 / -	118	36SLSP	NVT-298		
3	F,L	0.12	0.72	2.4	57	91	14	158	0.15 / -	59	UX1SP	2PN120/GP SE		
2	F,Q	0.05	0.27	0.6	1	-	-22	194	0.6 / -	57	-	WVT-125		
4	T,F,L	0.10	0.51	1.9	114	114	-22	212	0.15 / 0.15	47	36SP	HAL-12E		
5	T,F,L	0.07	0.37	1.6	114	114	-4	212	0.15 / 0.15	94	36SP	HAR-12E		
6	F,T,L	0.07	0.41	0.8	46	69	-22	176	0.15 / 0.15	94	36SLXSP	HSL-8E		
6	F,T,L	0.06	0.34	0.6	34	46	-22	176	0.15 / 0.15	94	36SLSP	HSW-5EB		

General Material Handling

Product group	Belt type	PLY	For slider bed	For carrying roller	Low noise, back side	Permanently antistatic	Metal detector suitable	Troughing suitable	Power turn suitable	Flame retardant	Tension member, material	Cover friction	Conveying side, material	Conveying side, surface	Conveying side, color	Back side, material	Back side, surface	Back side, color
Extraline	E-5EXBT	2	■	■	-	■	-	-	-	-	PET	M	TPU	smooth	black	PET	fabric	grey
	EMB-27EHBT	3	■	■	-	■	-	-	-	-	PET	M	TPU	smooth	black	TPU	impreg.	white
Allveyor®	A90COS-B	-	■	■	-	-	◇	-	-	-	PET	A	PVC	smooth	black	PVC	impreg.	black
	A90FBS-B	-	■	■	-	-	■	◇	-	-	PET	N	PVC	impregnated	black	PVC	impreg.	black
	A120COS-B	-	■	■	-	-	-	◇	-	-	PET	A	PVC	smooth	black	PVC	impreg.	black
	A120CBS-B	-	-	■	-	-	-	◇	-	-	PET	A	PVC	smooth	black	PVC	smooth	black
	A120CRES-B	-	■	■	-	-	-	◇	-	-	PET	A	PVC	crescent	black	PVC	impreg.	black
	A120FBS-B	-	■	■	-	-	-	◇	-	-	PET	N	PVC	impregnated	black	PVC	impreg.	black
	A120RT-B	-	■	■	-	-	-	◇	-	-	PET	A	PVC	rougtop	black	PVC	impreg.	black
	A150COS-B	-	■	■	-	-	-	◇	-	-	PET	A	PVC	smooth	black	PVC	impreg.	black
	A150CBSMI-B	-	-	■	-	-	-	◇	-	-	PET	A	PVC	smooth	black	PVC	smooth	black
	A150CRES-B	-	■	■	-	-	-	◇	-	-	PET	A	PVC	crescent	black	PVC	impreg.	black
	APH120COS	-	■	■	-	-	-	◇	-	MSHA	PET	A	PVC	smooth	black	PVC	brushed	black
	APH120FBS	-	■	■	-	-	-	◇	-	MSHA	PET	N	PVC	impregnated	black	PVC	brushed	black
	APH120LR	-	■	■	-	-	-	◇	-	MSHA	PET	A	PVC	long. groove	black	PVC	brushed	black
	APH120RT	-	■	■	-	-	-	◇	-	MSHA	PET	A	PVC	rougtop	black	PVC	brushed	black
	APH150HFS	-	■	■	-	-	-	◇	-	MSHA	PET	N	PVC	brushed	black	PVC	brushed	black
	APH150HTS	-	■	■	-	-	-	◇	-	MSHA	PET	N	PVC	brushed	black	PVC	brushed	black
	APH150LR	-	■	■	-	-	-	◇	-	MSHA	PET	A	PVC	long. groove	black	PVC	brushed	black
	APH150MRT	-	■	■	-	-	-	◇	-	MSHA	PET	A	PVC	tyler wire	black	PVC	brushed	black
APH150RT	-	■	■	-	-	-	◇	-	MSHA	PET	A	PVC	rougtop	black	PVC	brushed	black	
APH200HFS	-	■	■	-	-	-	◇	-	MSHA	PET	N	PVC	impregnated	black	PVC	brushed	black	
PolyMate	PMARKLNG-BE	-	■	■	■	-	-	◇	-	-	PET	M	TPA	rougtop	blue	TPA	impreg.	black
	PMARKLNG-BR	-	■	■	■	-	-	◇	-	-	PET	A	TPA	rougtop	brown	TPA	impreg.	brown
TrackMate®	TM120FBS-B	-	■	■	■	-	-	◇	■	MSHA	PET	N	PVC	impregnated	black	PVC	impreg.	black
	TM120LR-B	-	■	■	■	-	-	◇	■	MSHA	PET	A	PVC	long. groove	black	PVC	impreg.	black
	TM120RT-B	-	■	■	■	-	-	◇	■	-	PET	A	PVC	rougtop	black	PVC	impreg.	black
	TM447-B	-	■	■	■	-	-	◇	■	MSHA	PET	A	PVC	rougtop	black	PVC	impreg.	black
	TMIPH135LR	-	■	■	■	-	-	◇	■	ISO	PET	S	PVC	long. groove	black	PVC	impreg.	black
	TMIPH529FBS	-	■	■	■	-	-	-	■	ISO	PET	N	PVC	impregnated	black	PVC	impreg.	black
	TMIPH533EMB	-	■	■	■	-	-	◇	■	ISO	PET	M	PVC	embossed	black	PVC	impreg.	black
	TMIPH633EMB	-	■	■	■	■	-	◇	■	ISO	PET	A	PVC	embossed	black	PVC	impreg.	black
Ulti-Mate®	UM100SC-B	-	■	■	■	■	-	-	■	-	PET	N	NBR	buffed	black	NBR	buffed	black
	UM155SC-B	-	■	■	■	■	-	◇	■	-	PET	M	NBR	buffed	black	NBR	buffed	black
	UM155SPVC-A	-	■	■	-	-	■	-	■	-	PET	S	PVC	matt	anthracite	PET	impreg.	black
	UMS140HMBBS-B	-	■	■	■	-	-	◇	■	-	PET	A	NBR	impregnated	black	NBR	buffed	black
	UMS140HMDS-B	-	■	■	■	■	-	◇	■	-	PET	A	NBR	impregnated	black	NBR	impreg.	black
	UM220SC-B	-	■	■	■	■	■	-	■	-	PET	N	NBR	buffed	black	NBR	buffed	black
	UM220-G	-	■	■	■	-	-	-	■	-	PET	N	NBR	buffed	lt. green	NBR	buffed	lt. green
	UMPH140BWPT	-	■	■	■	■	-	-	■	MSHA	PET	M	PUR	embossed	black	PET	impreg.	black
	UMS130EMB-B	-	■	■	■	■	-	◇	■	-	PET	M	SBR	embossed	black	SBR	impreg.	black
	UMS130LR-B	-	■	■	■	■	-	◇	■	-	PET	S	SBR	long. groove	black	SBR	buffed	black
	UMS130RT-B	-	■	■	■	■	-	◇	■	-	PET	S	SBR	rougtop	black	SBR	impreg.	black
	UMS130SC-B	-	■	■	■	■	-	◇	■	-	PET	N	SBR	impregnated	black	SBR	impreg.	black
	UMSPH150FXG	-	■	■	■	■	-	◇	■	MSHA	PET	M	NEO	impregnated	black	SBR	impreg.	black
	UMSPH150LR	-	■	■	■	■	-	◇	-	MSHA	PET	S	PVC	long. groove	black	SBR	impreg.	black

Class of chemical resistance Joining	Thickness [in.]	Mass of belt per square foot (belt weight) [lbs./sq.ft.]	Pulley diameter, minimum [in.]	Tensile force for 1% elongation per unit of width k1% [lbs./in.] * 1.5% ** 2%	Admissible tensile force per unit of width k adm [lbs./in.]	Minimum temperature [°F]	Continuous Maximum Temperature [°F]	Continuous Coefficient of friction μ of back side on steel driving pulley / stainless steel sliderbed	Manufacturing width [in.]	Clipper (all lacing recommendations are approximate)	Alligator/Staple (all lacing recommendations are approximate)	Belt type	Explanations
6 F,T,L	0.05	0.27	0.6	29	46	-22	176	0.15 / 0.15	94	36SLXSP	#00	E-5EXBT+	Explanations ■ = applicable ◇ = conditionally applicable - = not applicable BBS = buffed both sides COS = cover one side FBS = friction both sides IMPREG. = impregnated NBR = acrylo-nitrile-butadiene rubber NEO = neoprene PET = polyester PUR = polyurethane, cross-linked PVC = polyvinylchloride SBR = styrene butadiene rubber SS = slab only TPU = polyurethane, thermoplastic
6 F,T,L	0.11	0.61	3.1	154	251	14	158	0.15 / 0.15	59	UX1SP	#7	EMB-27EHBT	
3 L,F	0.12	0.73	2.0	-	90	-10	180	- / 0.35	72	1-A	#7	A90COS-B	
3 L,F	0.11	0.56	2.0	69	137	-10	180	0.30 / 0.45	72	36	#7	A90FBS-B	
3 L,F	0.14	0.83	3.1	120	137	-10	180	0.20 / 0.30	72	1	#7	A120COS-B	
3 L,F	0.16	1.04	3.0	-	120	-10	180	0.90 / -	72	1	#15	A120CBS-B	
3 L,F	0.24	1.00	3.5	-	120	-10	180	- / 0.35	72	2	#7	A120CRES-B	
3 L,F	0.13	0.68	3.1	120	115	-10	180	0.30 / 0.35	72	1	#15	A120FBS-B	
3 L,F	0.23	0.97	3.1	120	137	-10	180	0.20 / 0.20	72	2	#15	A120RT-B	
3 L,F	0.17	1.04	4.0	80	160	-10	180	0.25 / 0.30	72	2HT	#20	A150COS-B	
3 L	0.20	1.22	3.5	57	160	-10	180	0.40 / -	72	2	#25	A150CBSMI-B	
3 L,F	0.25	1.06	3.5	-	150	-10	180	- / 0.35	72	2	#7	A150CRES-B	
3 L,F,T	0.135	0.92	2.5	150*	-	-10	180	- / 0.22	72	-	-	APH120COS	
3 L,F,T	0.140	0.59	3.1	150*	-	-10	180	- / 0.22	72	2HT	#27	APH120FBS	
3 L,F,T	0.155	0.90	3.0	120*	-	0	180	- / 0.22	72	2HT	-	APH120LR	
3 L,F	0.230	0.90	3.0	150*	-	-10	180	- / 0.22	72	2HT	#125	APH120RT	
3 L,F,T	0.180	0.90	4.0	175*	-	-10	180	- / 0.22	72	3HT	#25	APH150HFS	
3 L,F,T	0.185	0.90	4.0	175*	-	-10	180	- / 0.22	72	3HT	#25	APH150HTS	
3 L,F,T	0.165	0.86	3.5	150*	-	0	180	- / 0.22	72	2HT	-	APH150LR	
3 L	0.155	0.92	3.5	150*	-	0	180	- / 0.22	72	2HT	-	APH150MRT	
3 L	0.265	1.08	3.5	150*	-	-10	180	- / 0.22	72	2HT	#15	APH150RT	
3 L,F	0.200	1.20	4.0	225*	-	-10	180	- / 0.22	72	3HT	#25	APH200HFS	
- HF,L	0.28	0.90	3.0	-	160	-10	180	0.20 / 0.20	72	5	#27	PMARKLNG-BE	
- HF,L	0.28	0.90	3.0	-	160	-10	180	0.20 / 0.20	72	5	#27	PMARKLNG-BR	
3 F,T,L	0.10	0.74	1.6	69	180	-10	160	0.20 / 0.20	72	1	#62	TM120FBS-B	
3 F,T,L	0.16	0.90	1.6	69	180	-10	195	0.25 / 0.20	72	2SP	#125	TM120LR-B	
3 F,L	0.23	0.88	2.8	69	180	-10	158	0.20 / 0.20	72	1	#125	TM120RT-B	
3 F,L	0.255	1.14	3.0	52	180	-10	180	0.25 / 0.20	72	2	#125	TM447-B	
3 F,T,L	0.175	0.88	3.0	69	180	-10	176	0.25 / 0.20	72	2HT	#125	TMIPH135LR	
3 F,L	0.125	0.76	3.0	69	180	-10	230	0.25 / 0.20	72	2HT	#125	TMIPH529FBS	
3 F,L	0.140	0.96	3.1	69	180	-10	176	0.25 / 0.20	72	2HT	#125	TMIPH533EMB	
3 T,L	0.150	0.96	2.0	-	180	-10	194	0.25 / 0.20	72	2HT	#125	TMIPH633EMB	
5 F,L	0.10	0.43	1.0	-	142	14	176	0.35 / 0.30	72	36SLSP	#62	UM100SC-B	
5 F,L	0.16	0.44	2.0	160	160	10	176	0.30 / 0.30	72	2	#125	UM155SC-B	
3 F,L	0.27	1.17	3.0	-	160	10	176	- / 0.40	72	-	-	UM155SPVC-A	
5 L,F	0.15	0.45	2.0	130	135	10	176	0.35 / 0.25	72	2SP	#125	UMS140HMBBS-B	
5 F,L	0.16	0.50	2.0	-	130	10	176	- / 0.20	72	2SP	#125	UMS140HMDS-B	
5 F,L,T	0.22	0.69	4.0	150	150	10	176	- / 0.40	72	3	#187	UM220SC-B	
5 F,L	0.22	0.69	4.0	150	150	10	176	0.25 / 0.25	72	4	#187	UM220-G	
5 T,L	0.11	0.50	2.0	-	-	10	176	- / 0.23	79	1HT	-	UMPH140BWPT	
3 F,L	0.16	0.68	2.0	-	125	-10	176	0.30 / 0.24	72	2SP	#15	UMS130EMB-B	
3 F,L	0.17	0.73	2.0	-	125	-10	176	0.30 / 0.24	72	2SP	#15	UMS130LR-B	
3 F,L	0.25	0.80	2.0	-	125	-10	176	0.30 / 0.24	72	2SP	#15	UMS130RT-B	
3 F,L	0.13	0.43	2.0	150*	125	-10	176	0.30 / 0.24	72	2SP	#15	UMS130SC-B	
3 F,L	0.18	0.0	3.5	150*	150	-10	250	0.30 / 0.24	72	3HT	#25	UMSPH150FXG	
3 F,L	0.21	0.0	3.5	-	150	-10	176	0.30 / 0.24	72	3HT	#25	UMSPH150LR	

+ = Nosebar 0.3 inch diameter

General Material Handling

Product group	Belt type	PLY	For slider bed	For carrying roller	Low noise, back side	Permanently antistatic	Metal detector suitable	Troughing suitable	Power turn suitable	Flame retardant	Tension member, material	Cover friction	Conveying side, material	Conveying side, surface	Conveying side, color	Back side, material	Back side, surface	Back side, color
Rubber	R3KLNG-BR	3	■	■	-	-	◇	-	-	-	PET	A	NBR	rougtop	brown	NBR	impreg.	brown
	R3URT-OE	3	■	■	-	-	◇	-	-	-	PET	A	NBR	rougtop	orange	NBR	impreg.	orange
	RDGRP-R	3	■	■	-	-	◇	-	-	-	PET	A	SBR	smooth	red	SBR	smooth	black
	RGLIDE-T	4	■	■	-	-	◇	-	-	-	PET	A	neoprene	smooth	tan	neoprene	impreg.	tan
	R3GUMRT-T	3	■	■	-	-	◇	-	-	-	PET	A	NR	rougtop	tan	RFL	impreg.	tan
	RPH2-90BXB-FR	2	■	-	-	■	-	-	-	MSHA	PET	N	RFL	impregnated	black	RFL	impreg.	black
	RPH2-90TXB-FR	2	■	-	-	■	-	-	-	MSHA	PET	A	neoprene	fine textile	black	RFL	impreg.	black
	RPH2-160TXB-FR	2	■	■	-	■	-	■	■	MSHA	PET	A	neoprene	fine textile	black	RFL	impreg.	brown
	RPH2-160RTXB-FR	2	■	■	-	■	-	■	■	MSHA	PET	S	neoprene	rougtop	black	RFL	impreg.	brown
	RPH3-135BXB-FR	3	■	■	-	■	-	-	-	MSHA	PET	N	RFL	impregnated	black	RFL	impreg.	black
	RPH3-200BXB-FR	3	■	■	■	■	-	-	-	MSHA	PET	N	RFL	impregnated	black	RFL	impreg.	black
	RPH3-200TXB-FR	3	■	■	■	■	-	-	-	MSHA	PET	A	neoprene	fine textile	black	RFL	impreg.	black
	RPH3-265BXB-FR	3	■	■	■	■	-	-	-	MSHA	PET	N	RFL	impregnated	black	RFL	impreg.	black
	RPH3-265TXB-FR	3	■	■	■	■	-	-	-	MSHA	PET	A	neoprene	fine textile	black	RFL	impreg.	black
Slab	A120CHEV-B (SS)	-	■	■	-	-	◇	-	-	-	PET	A	PVC	chevron	black	PVC	impreg.	black
	A150FBS-B (SS)	-	■	■	-	-	◇	-	-	-	PET	N	PVC	impregnated	black	PVC	impreg.	black
	A200COS-B (SS)	-	■	■	-	-	◇	-	-	-	PET	A	PVC	smooth	black	PVC	impreg.	black
	A200FBS-B (SS)	-	■	■	-	-	◇	-	-	-	PET	N	PVC	impregnated	black	PVC	impreg.	black

Product group	Belt type	PLY	For slider bed	For carrying roller	Low noise, back side	Permanently antistatic	Tension member, material	Conveying (top) side, material	Conveying (top) side, surface	Conveying (top) side, color	Back (pulley) side, material	Back (pulley) side, surface	Back (pulley) side, color
Live Roller Belts													
TC Series Belts	TC-20EF	1	-	-	-	■	PET	NBR	fine	light green	NBR	rough	black
	TC-35ER	1	-	-	-	■	PET	NBR	rough	light green	NBR	rough	black
	TC-35/35ER	1	-	-	-	■	PET	NBR	rough	light green	NBR	rough	black
	TC-55ER	1	-	-	-	■	PET	NBR	rough	light green	NBR	rough	black
TF Series Aramide Tangential Belts	TF-10	1	-	-	-	■	AR	NBR	fine textile	green	NBR	fine textile	black
	TF-15	1	-	-	-	■	AR	NBR	fine	green	NBR	rough	black
	TF-22	1	-	-	-	■	AR	NBR	rough	green	NBR	rough	black
	TF-33	1	-	-	-	■	AR	NBR	rough	green	NBR	rough	black
	TF-50	1	-	-	-	■	AR	NBR	rough	green	NBR	rough	black
	TF-75TE	1	-	-	-	■	AR	PET	fabric	white	NBR	rough	black
TF-100T	1	-	-	-	■	AR	PA	fabric	black	TPU	smooth	green	

Class of chemical resistance		Joining	Thickness [in.]	Mass of belt per square foot (belt weight) [lbs./sq.ft.]	Pulley diameter, minimum [in.]	Tensile force per unit of width k2% [lbs./in.]	Admissible tensile force per unit of width k1% [lbs./in.]	* Nominal Force	Minimum Temperature [°F]	Continuous Maximum Temperature [°F]	Coefficient of friction μ of back side on steel driving pulley / stainless steel sliderbed	Manufacturing width [in.]	Clipper (all lacing recommendations are approximate)	Alligator/Staple (all lacing recommendations are approximate)	Belt type
5	L,T	0.28	1.20	2.5	-	48	0	250	- / 0.30	72	2	#15	R3KLNGBR		
5	L,T	0.25	1.13	2.0	-	135	0	250	- / 0.40	72	2	#15	R3URTOE		
#	L,T	0.24	1.25	3.0	-	150	-20	175	- / -	72	3	#15	RDGRP-R		
#	L,T	0.11	0.68	2.0	-	48	0	250	- / 0.30	72	36SP	#1	RGLIDE-T		
#	L,T	0.28	1.23	2.5	-	150	-40	250	- / 0.30	-	3	#15	R3GUMRT-T		
#	L	0.10	0.49	2.0	90	-	-20	180	- / 0.15	78	1	#7	RPH2-90BXB-FR		
#	L	0.14	0.80	2.0	90	-	-20	180	- / 0.16	78	1	#7	RPH2-90TXB-FR		
#	L	0.14	0.82	4.0	160	-	-20	180	- / 0.16	72	2HT	#15	RPH2-160TXB-FR		
#	L	0.25	1.11	3.0	160	-	-20	180	- / 0.18	72	4	#27	RPH2-160RTXB-FR		
#	L	0.15	0.85	3.5	135	-	-20	180	- / 0.15	78	3HT	#15	RPH3-135BXB-FR		
#	L	0.15	0.85	3.5	200	-	-20	180	- / 0.15	78	3HT	#15	RPH3-200BXB-FR		
#	L	0.18	1.10	3.5	200	-	-20	180	- / 0.15	78	3HT	#20	RPH3-200TXB-FR		
#	L	0.19	1.10	8.0	265	-	-20	180	- / 0.15	78	5	#20	RPH3-265BXB-FR		
#	L	0.20	1.30	8.0	265	-	-20	180	- / 0.15	78	4	#25	RPH3-265TXB-FR		
3	L,F	0.22	0.96	3.5	-	120	-10	180	- / 0.35	72	1	#7	A120CHEV-B (SS)		
3	L,F	0.15	0.81	3.0	-	150	-10	180	- / 0.35	72	1	#15	A150FBS-B (SS)		
3	L,F	0.22	1.27	6.0	114	183	-10	180	0.30 / 0.45	72	4	#27	A200COS-B (SS)		
3	L,F	0.19	1.08	6.0	-	200	-10	180	- / 0.35	72	3	#25	A200FBS-B (SS)		

Explanations
 ■ = applicable
 ◇ = conditionally applicable
 - = not applicable

IMPREG. = impregnated
 NBR = acrylo-nitrile-butadiene rubber
 NR = natural rubber
 PET = polyester
 RFL = resorcinol formaldehyde latex
 SBR = styrene butadiene rubber

Flame retardant
 MSHA = ASTM D-378

Joining
 L = Laced
 T = Thermofix

Class of chemical resistance		Joining	Thickness [in.]	Mass of belt per square foot (belt weight) [lbs./sq.ft.]	Pulley diameter, minimum [in.]	Tensile force per unit of width k1% [lbs./in.]	* Nominal Force	Minimum Temperature [°F]	Continuous Maximum Temperature [°F]	Coefficient of friction μ of back side on steel driving pulley / stainless steel sliderbed	Manufacturing width [in.]	Clipper (all lacing recommendations are approximate)	Alligator/Staple (all lacing recommendations are approximate)	Belt type
2	F	0.08	0.45	1.0	57	120 *	-4	158	0.40 / -	43	-	-	-	TC-20EF
2	F	0.10	0.53	2.0	103	217 *	-4	158	0.40 / -	43	-	-	-	TC-35ER
2	F	0.14	0.76	2.8	103	217 *	-4	158	0.40 / -	43	-	-	-	TC-35/35ER
2	F	0.12	0.66	2.8	143	303 *	-4	158	0.40 / -	43	-	-	-	TC-55ER
2	F	0.07	0.36	1.0	57	57 *	-4	149	0.40 / -	47	-	-	-	TF-10
2	F	0.08	0.43	1.2	86	86 *	-4	149	0.40 / -	47	-	-	-	TF-15
2	F	0.09	0.55	2.4	126	126 *	-4	149	0.40 / -	43	-	-	-	TF-22
2	F	0.12	0.66	4.0	188	188 *	-4	149	0.40 / -	43	-	-	-	TF-33
2	F	0.15	0.84	5.0	286	286 *	-4	149	0.40 / -	43	-	-	-	TF-50
2	F	0.17	0.92	8.0	400	400	-4	149	- / -	43	-	-	-	TF-75TE
6	F	0.18	1.07	4.0	857	428	14	176	- / -	1.77	-	-	-	TF-100T

All data are approximate values under standard climatic conditions: 23°C/73°F and 50% relative humidity.

Cover Friction
 S = Super Adhesive
 A = Adhesive
 M = Medium Adhesive
 N = Non-Adhesive

= reference NIBA Chemical Resistance Guide

Food (for specific food approval such as FDA/USDA/EU, please refer to the individual Product Data Sheets available on-line at www.habasitamerica.com)

Product group	Belt type	PLY	For slider bed	For carrying bed	Permanently antistatic	Metal detector antistatic	Troughing suitable	Power turn suitable	Tension member, material	Cover friction	Conveying side, material	Conveying side, surface	Conveying side, color	Back side, material	Back side, surface	Back side, color
General Food Belts	F-2EQWT 05	1	■	-	-	■	-	-	PET	M	TPU	smooth	white	TPU	impreg.	white
	F-3EQWT 09 (XVT-2381)	1	■	■	-	■	-	-	PET	M	TPU	smooth	white	TPU	impreg.	white
	F-5EIWT	2	■	■	■	■	-	-	PET	N	PET	impreg.	white	PET	impreg.	white
	F-5EQWT 05	2	■	■	-	■	-	-	PET	M	TPU	smooth	white	TPU	impreg.	white
	F-5EXCT	2	■	■	■	■	-	-	PET	M	TPU	smooth	cobalt blue	PET	impreg.	white
	F-5EXWT 05	2	■	■	■	■	-	-	PET	M	TPU	smooth	white	PET	impreg.	white
	F-8EQWT 05	2	■	■	-	■	-	-	PET	M	TPU	smooth	white	TPU	impreg.	white
	F-8EXWT 05	2	■	■	■	■	-	-	PET	M	TPU	smooth	white	TPU	impreg.	white
	FAB-12E	2	■	■	■	-	-	-	PET	A	TPU	smooth	white	TPU	impreg.	light grey
	FAB-2E w/o HabaGUARD®	1	■	-	■	-	-	-	PET	A	TPU	smooth	white	PET	impreg.	light grey
	FAB-5EB	2	■	■	■	-	■	■	PET	M	TPU	smooth	white	TPU	impreg.	light grey
	FAB-5EIWH	2	■	■	■	-	-	-	PET	A	TPU	smooth	white	TPU	impreg.	grey
	FAF-12E	2	■	■	■	-	-	-	PET	A	TPU	herringbone	white	TPU	impreg.	light grey
	FAQ-5E	2	■	■	■	-	-	-	PET	A	TPU	quadrille	white	PET	impreg.	light grey
	FAW-5E	2	■	■	■	-	-	-	PET	A	TPU	waffle	white	TPU	impreg.	light grey
	FMB-5EQ	2	■	■	-	■	■	■	PET	M	TPU	smooth	white	TPU	impreg.	white
	FMD-2EIH (F2/1DAH3E)	1	■	-	■	-	-	-	PET	M	TPU	rhomboid	amber	TPU	impreg.	amber
	FMT-02TXC	-	■	■	-	■	◇	-	TPU	N	TPU	rough texture	blue	TPU	rough texture	blue
	FNB-5EQ	2	■	■	-	■	-	-	PET	N	TPU	smooth	white	TPU	impreg.	white
	FNI-2E	1	■	-	-	■	■	■	PET	N	TPU	impregnated	transparent	TPU	impreg.	transparent
	FNI-5E	2	■	■	■	■	-	-	PET	N	TPU	impregnated	white	TPU	impreg.	white
	FNI-5EI	2	■	■	-	■	-	-	PET	N	TPU	impregnated	white	TPU	impreg.	white
	FNI-6EIC	2	■	■	■	■	-	-	PET	N	TPU	impregnated	blue	TPU	impreg.	blue
	FNI-12E	2	■	■	■	-	-	-	PET	N	TPU	impregnated	off-white	TPU	impreg.	off-white
	NT90	-	■	■	■	-	◇	-	TPU	N	TPU	smooth	white	TPU	fine textile	white
	ST100/U GLOSS(WVF147)	1	■	■	-	■	◇	■	PET	A	TPU	glossy	white	TPU	impreg.	white
	ST200/BXB RIB	2	■	■	-	■	■	-	PET	N	PET	rib	white	PET	fabric	white
	ST200/HR MATT	2	■	■	-	■	■	■	PET	N	TPU	matt	white	TPU	impreg.	white
	T04 A	1	■	■	-	■	◇	-	PET	M	TPU	glossy	amber	TPU	impreg.	white
	T04/RH BRN	1	■	■	■	■	◇	-	PET	N	TPU	diag. rhomboid	brown	TPU	impreg.	white
	T05/JC	1	■	■	-	■	-	-	PET	N	TPU	impregnated	green	TPU	impreg.	green
	T07/U MARS EMB	1	■	■	-	■	◇	-	PET	M	TPU	zigzag	white	PET	impreg.	white
	T15/PX (FMB-2EQ)	1	■	■	-	■	◇	■	PET	M	TPU	glossy	white	TPU	impreg.	white
	T/NPW	2	■	■	-	■	◇	-	PET	A	TPU	pimple	white	TPU	impreg.	white
	TC13/NM	2	■	■	-	■	■	■	PET	N	PET/CO	fabric	white	TPU	impreg.	green
	TT59 08	2	■	■	-	■	◇	-	PET	N	TPU	impregnated	white	TPU	impreg.	green
	TT140/F	2	■	■	-	■	◇	-	PET	N	TPU	waffle	white	TPU	impreg.	white
	TT160 SILK	2	■	■	-	■	◇	-	PET	N	TPU	silk	white	TPU	impreg.	white
	TT140/U RIB	2	■	■	-	■	◇	-	PET	M	TPU	ribbed	white	TPU	impreg.	white
	TT191/AS	2	■	■	■	■	◇	-	PET	N	TPU	smooth	transparent	TPU	impreg.	white
	TT20/RP	2	■	■	■	■	◇	-	PET	N	TPU	mini RT	white	TPU	impreg.	white
	TT247	1	-	■	-	■	-	-	PET	M	TPU	fine textile	white	TPU	fine textile	white
	XVT-2303	2	■	■	-	■	■	-	PET	N	TPU	blank	transparent	TPU	impreg.	white
	XVT-2304	2	■	■	■	■	-	-	PET	N	TPU	smooth	white	TPU	impreg.	white

Class of Joining	Thickness [in.]	Mass of belt per square foot (belt weight) [lbs./sq. ft.]	Pulley diameter, minimum [in.]	Nosebar Radius, minimum [in.]	Tensile force per unit of width for 1% elongation [lbs./in.]	Admissible tensile force per unit of width k1% [lbs./in.]	Minimum tensile force per Continuous Maximum [lbs./in.]	Continuous Temperature [°F]	Coefficient of friction μ of back side on steel driving pulley / stainless steel sliderbed	Manufacturing width [in.]	Clipper (all lacing recommendations are approximate)	Alligator/Staple (all lacing recommendations are approximate)	Belt type	
6	F,L	0.03	0.15	0.08	23	34	-22	176	0.15 / 0.15	157	36SLXSP	#00	F-2EQWT 05	
6	F,L	0.04	0.2	0.08	29	-	-4	-	- / 0.20	94	36SLXSP	#00	F-3EQWT 09	
6	F,L	0.04	0.2	0.08	49	69	14	158	0.15 / 0.20	157	36XSP	-	F-5EIWT	
6	F,T,L	0.05	0.27	0.08	46	74	-22	176	0.15 / 0.15	157	36SLXSP	#00	F-5EQWT 05	
6	F,T,L	0.06	0.31	0.16	46	86	-4	158	- / 0.20	157	36SLSP	#1	F-5EXCT	
6	F,T,L	0.05	0.27	0.08	46	74	-22	176	- / 0.20	157	36SLSP	#1	F-5EXWT 05	
6	F,T,L	0.06	0.35	0.8	46	74	-22	176	0.15 / 0.15	157	36SLXSP	#00	F-8EQWT 05	
6	F,T,L	0.06	0.35	0.8	46	74	-22	176	0.15 / 0.15	157	36SLXSP	#00	F-8EXWT 05	
6	F,T,L	0.09	0.55	1.9	-	97	154	-22	176	0.15 / 0.15	157	1-A HT	#7	FAB-12E
6	F,T,L	0.03	0.14	0.6	0.16	23	34	-22	176	- / 0.20	157	36SLXSP	#00	FAB-2E
6	F,T,L	0.06	0.35	0.6	0.16	29	46	-22	176	0.15 / 0.20	157	36SLXSP	#00	FAB-5EB
6	F,T,L	0.05	0.31	0.6	0.16	29	46	-22	212	0.15 / 0.15	94	36SLXSP	#00,1S	FAB-5EIWH
6	F,L	0.18	0.74	1.9	-	97	154	-22	176	0.15 / 0.15	47	1-D	#1	FAF-12E
6	F,T,L	0.06	0.29	0.6	0.16	29	46	-22	176	- / 0.20	94	36SP	#1	FAQ-5E
6	F,T,L	0.06	0.36	0.6	0.16	34	46	-22	176	0.15 / 0.15	157	36SP	#1	FAW-5E
6	F,T,L	0.06	0.35	0.6	0.16	31	20	-22	176	0.15 / 0.15	79	36XSP	#00	FMB-5EQ
6	F,L	0.03	0.12	0.6	0.08	17	17	5	176	0.15 / 0.15	94	-	-	FMD-2EIH
6	B,Q	0.05	0.25	0.4	-	7	9	-22	140	0.35 / 0.35	-	-	-	FMT-02TXC
6	F,T,L	0.05	0.31	0.6	0.16	29	46	5	176	0.15 / 0.15	157	36XSP	#00	FNB-5EQ
6	F,L	0.01	0.05	0.6	0.08	11	17	-22	176	0.15 / 0.15	94	36SLXSP	#00	FNI-2E
6	F,T,L	0.04	0.18	0.6	0.16	29	46	-22	176	0.15 / 0.15	157	36XSP	#00	FNI-5E
6	F,T,L	0.06	0.25	0.6	0.16	11	11	-22	176	0.15 / 0.15	79	36XSP	#00	FNI-5EI
6	F,L	0.04	0.20	0.8	0.16	34	57	-4	158	0.15 / 0.15	79	36SLXSP	#00	FNI-6EIC
6	F,T,L	0.06	0.34	2.0	-	86	143	-22	176	0.15 / 0.15	157	36XSP	#00	FNI-12E
6	B,Q,F	0.04	0.23	0.2	-	2	11	32	140	0.25 / -	59	-	-	NT90
6	F,L	0.03	0.16	0.2	0.12	-	34	-22	176	0.15 / -	87	36SLXSP	#00	ST100/U GLOSS
6	F,L	0.07	0.29	0.4	0.2	26	46	-22	176	- / 0.20	87	36SLXSP	#00	S200/BXB RIB
6	F,L	0.06	0.33	0.4	0.16	34	114	-4	158	0.15 / -	63	36SLXSP	#00	ST200/HR MATT
6	F,L	0.03	0.14	0.6	0.16	23	69	-4	176	0.15 / -	79	36SLXSP	#00	T04 A
6	F,L	0.04	0.16	0.6	0.16	23	69	-4	176	0.15 / -	79	36SLXSP	#00	T04/RH BRN
6	F,L	0.02	0.05	0.4	0.08	17	23	-40	212	0.15 / -	79	36SLXSP	#00	T05/JC
6	F	0.03	0.14	0.16	0.08	23	34	-22	176	0.15 / -	79	36SLXSP	#00	T07/U MARS EMB
6	F	0.03	0.14	0.6	0.16	16	69	-22	176	0.15 / 0.20	79	36SLXSP	#00	T15/PX
6	F,L	0.09	0.35	1.0	0.39	34	114	-4	212	0.15 / -	79	36SLXSP	#00	T/NPW
6	F,L	0.05	0.23	0.3	0.16	34	69	-4	212	0.15 / -	79	36SLXSP	#00	TC13/NM
6	F,L	0.04	0.20	0.8	0.16	40	80	-4	212	0.15 / -	79	36SLXSP	#00	TT59 08
6	F,L	0.06	0.29	1.0	0.31	-	69	-4	212	0.15 / -	79	36SLXSP	#00	TT140/F
6	F,L	0.06	0.35	0.8	0.39	69	114	-4	212	0.15 / -	79	36SLXSP	#00	TT160 SILK
6	F,L	0.07	0.39	1.0	0.31	29	69	-22	176	0.15 / -	79	36SP	#1	TT140/U RIB
6	F,L	0.07	0.41	1.6	-	40	69	-4	212	0.15 / -	79	36SLSP	#1	TT191/AS
6	F,T,L	0.09	0.39	1.6	0.79	34	69	-4	212	0.15 / -	79	36SLSP	#1	TT20/RP
6	F,L	0.12	0.74	1.2	-	29	57	-22	140	- / -	79	UX1SP	#7	TT247
6	F,T,L	0.06	0.35	0.8	0.16	46	74	-22	176	0.15 / 0.15	157	36SLXSP	#00	XVT-2303
6	F,T,L	0.06	0.35	0.8	0.16	46	74	-22	176	0.15 / 0.15	157	36SLXSP	#00	XVT-2304

Explanations
■ = applicable
◊ = conditionally applicable
- = not applicable

FBS = friction both sides
NBR = acrylo-nitrile-butadiene rubber
PA = polyamide
PA/CO = polyamide/cotton
PET/CO = polyester/cotton
PET = polyester
PUR = polyurethane, cross-linked
PVC = polyvinylchloride
QUAD = quadrille structure
RMP = rubber modified product
SBR = styrene butadiene rubber
SI = silicone
TPU = polyurethane, thermoplastic

Joining
B = Butt Joint
F = Flexproof
L = Laced
T = Thermofix
Q = Quickmelt

All data are approximate values under standard climatic conditions: 23°C/73°F and 50% relative humidity.

Cover Friction
S = Super Adhesive
A = Adhesive
M = Medium Adhesive
N = Non-Adhesive

Food (for specific food approval such as FDA/USDA/EU, please refer to the individual Product Data Sheets available on-line at www.habasitamerica.com)

Product group	Belt type	PLY	For slider bed	For carrying roller	Permanently antistatic	Metal detector suitable	Troughing suitable	Power turn suitable	Tension member, material	Cover friction	Conveying side, material	Conveying side, surface	Conveying side, color	Back side, material	Back side, surface	Back side, color
Fabric Cover Series	FNT-5EC	2	■	■	-	■	-	-	PET/CO	N	PET/CO	fabric	white	PET/CO	fabric	white
	FNT-5P (XVT-1708)	2	■	■	-	■	-	-	PA	N	PA	fabric	light grey	PA	fabric	light grey
	FNT-5PC	2	■	■	-	■	-	-	PA/CO	N	PA/CO	fabric	white	PA/CO	fabric	white
	FNR-5RFWR	2	■	■	-	■	-	-	PET/CO	N	PET/CO	fabric	white	PET/CO	fabric	white
	FNT-8EFWE	2	■	■	-	■	-	-	PET	N	PET	fabric	white	PET	fabric	white
Silicone Series	FAB-5ER	2	■	■	-	■	-	-	PET	S	silicone	smooth	white	TPU	impreg.	white
	FNI-5ER	2	■	■	-	■	-	-	PET	N	silicone	impreg.	white	TPU	impreg.	white
	WVT-138	2	■	■	■	■	-	-	PET	S	silicone	smooth	white	TPU	fabric	white
	WVT-140	2	■	■	■	■	-	■	aramide	S	silicone	smooth	white	aramide	fabric	beige
	WVT-143	1	■	■	■	■	-	-	PET	S	silicone	smooth	white	TPU	impreg.	white
Cleanline™	CNB-5E	2	■	■	■	■	-	-	PET	N	Habilene®	smooth	white	TPU	impreg.	white
	CNB-5EWWW	2	■	■	■	■	-	-	PET	N	Habilene®	smooth	white	Habilene®	waffle	white
	CNB-6EB	2	■	■	■	■	■	■	PET	N	Habilene®	smooth	white	TPU	impreg.	white
	CNB-6EBC	2	■	■	■	■	■	■	PET	N	Habilene®	smooth	blue	TPU	impreg.	white
	CNB-8E	2	■	■	■	■	-	-	PET	N	Habilene®	smooth	white	TPU	impreg.	white
	CNW-5E	2	■	■	■	■	-	-	PET	N	Habilene®	waffle	white	Habilene®	impreg.	white
HabaGUARD® - Conveyor belting containing an antimicrobial additive*																
	FAB-2E+H15	1	■	-	■	■	-	-	PET	A	TPU	smooth	white	TPU	impreg.	light blue
	FAB-5E+H15	2	■	■	■	■	-	-	PET	A	TPU	smooth	white	TPU	impreg.	light blue
	FAB-8E+H15	2	■	■	■	■	-	-	PET	A	TPU	smooth	white	TPU	impreg.	light blue
	TT162W+H15	2	-	■	-	■	◇	-	PET	N	TPU	matt	white	TPU	waffle	white
	TT162BL+H15	2	-	■	-	■	◇	-	PET	N	TPU	matt	blue	TPU	waffle	blue
	FNB-5E+H15	2	■	■	■	■	-	-	PET	N	TPU	smooth	white	TPU	impreg.	light blue
	FNB-6EWWQ+H15 (XVT-2297)	2	■	■	■	■	-	-	PET	N	TPU	smooth	white	TPU	quad.	white
	FNB-8E+H15	2	■	■	■	■	-	-	PET	N	TPU	smooth	white	TPU	impreg.	light blue
	FNB-12EVCQ+H15	2	■	■	-	■	◇	-	PET	N	TPU	smooth	cobalt blue	TPU	quad.	cobalt blue
	PM135RCOS-WH15	-	■	■	-	■	◇	■	PET	M	RMP	smooth	white	PET	buffed	white
PM135RCOS-TH15	-	■	■	-	■	◇	■	PET	M	RMP	smooth	tan	PET	buffed	tan	
Non-Fray	T131/U MATT	1	■	■	-	■	◇	-	PET	M	TPU	matt	white	TPU	fine txt.	white
	TT173/U	2	■	■	-	■	■	-	PET	M	TPU	smooth	white	TPU	impreg.	white
Frayless (low fray)	TT12	2	■	■	-	■	◇	-	PET	M	TPU	glossy	white	TPU	impreg.	white
	TT12 MATT BL	2	■	■	-	■	◇	-	PET	N	TPU	matt	cobalt blue	TPU	impreg.	white
	TT12/AS MATT W	2	■	■	■	■	◇	-	PET	N	TPU	matt	white	TPU	impreg.	white
	TT12/AS MATT G	2	■	■	■	■	◇	-	PET	N	TPU	matt	dark green	TPU	impreg.	white
	TT12/HR MATT	2	■	■	-	■	◇	-	PET	N	TPU	matt	white	TPU	impreg.	white
PVC	FAB-8EOWV	2	■	■	■	■	-	-	PET	A	PVC	smooth	white	TPU	impreg.	white
	FAB-10EVCW	2	-	■	-	■	-	-	PET	M	PVC	matt	blue	PVC	waffle	blue
	FAB-12EOWV	2	■	■	■	■	-	-	PET	M	PVC	matt	white	TPU	impreg.	white
	FAW-8EOWV	2	■	■	■	■	-	-	PET	A	PVC	waffle	white	TPU	impreg.	white
	NAB-5EEWV 11	1	■	■	-	■	-	-	PET	A	PVC	smooth	white	PET	fabric	white
	NAB-8EEWV 11	2	■	■	-	■	-	-	PET	A	PVC	smooth	white	PET	fabric	white
	2P120/GP/GRV W	2	■	■	■	■	◇	-	PET	S	PVC	long. groove	white	TPU	impreg.	white
	2P120/SG W	2	■	■	■	■	◇	-	PET	A	PVC	jink wave	white	TPU	impreg.	white
3P120/10/0/DPW	3	■	■	■	■	-	-	PET	N	PVC	smooth	white	PET	fabric	white	

* This product does not protect users against food borne or disease causing bacteria. Proper cleaning should always be adhered to.

Class of Joining	Thickness [in.]	Mass of belt per square foot (belt weight) [lbs./sq.ft.]	Pulley diameter, minimum [in.]	Nosebar Radius, minimum [in.]	Tensile force per unit of width for 1% elongation [lbs./in.]	Admissible tensile force per unit of width k1% [lbs./in.]	Minimum tensile force per Continuous [lbs./in.]	Maximum Temperature [°F]	Continuous [°F]	Coefficient of friction μ of back side on steel driving pulley / stainless steel sliderbed	Manufacturing width [in.]	Clipper (all lacing recommendations are approximate)	Alligator/Staple (all lacing recommendations are approximate)	Belt type
6 F,T,L	0.07	0.33	0.8	0.16	20	46	-22	176	0.15 / 0.15	94	36SP	#00	FNT-5EC	
3 T,L	0.04	0.18	0.8	-	29	29	-4	212	0.15 / 0.15	94	36XSP	#00	FNT-5P	
6 F,T,L	0.05	0.23	0.6	0.16	29	69	-22	176	0.15 / 0.15	94	36XSP	#00	FNT-5PC	
3 F,L	0.10	0.41	1.0	-	29	29	14	194	0.15 / 0.15	118	36LLSP	#00	FNR-5RFWR	
3 F,L	0.06	0.37	0.8	-	46	46	14	194	0.15 / 0.15	118	36XSPO	#00	FNI-8EFWE	
6 F,T,L	0.04	0.23	0.6	0.16	29	46	-22	176	0.15 / 0.15	94	36XSP	#00	FAB-5ER	
6 F,T,L	0.04	0.17	0.6	0.16	29	46	-22	176	0.15 / 0.15	47	36SLXSP	#00	FNI-5ER	
5 T,L	0.07	0.41	2.4	2.4	23	57	-22	302	- / 0.10	59	36SLSP	#1	WVT-138	
5 T,L	0.07	0.37	2.4	2.4	23	57	-22	356	- / 0.10	59	36SLSP	#1	WVT-140	
6 F,L	0.05	0.27	0.8	0.16	29	57	-22	212	- / 0.15	59	36SLXSP	#00	WVT-143	
10 F,L	0.06	0.27	0.8	-	34	57	-40	176	0.15 / 0.15	94	36SLXSP	#00	CNB-5E	
10 F,L	0.09	0.41	1.6	-	40	63	-40	176	0.35 / 0.35	94	36SLSP	#1	CNB-5EWWW	
10 F,L	0.04	0.23	0.6	0.08	26	46	-40	176	0.15 / 0.15	94	36SLXSP	#00	CNB-6EB	
10 F,L	0.04	0.23	0.6	0.08	26	46	-40	176	0.15 / 0.15	94	36SLXSP	#00	CNB-6EBC	
10 F,L	0.08	0.37	2.0	-	46	74	-40	176	0.15 / 0.15	94	36SLSP	#1	CNB-8E	
10 F,L	0.07	0.33	1.2	-	34	57	-40	176	0.15 / 0.15	94	36SLSP	#1	CNW-5E	
6 F,L	0.03	0.14	0.6	0.16	23	34	-22	176	0.15 / 0.15	94	36SLXSP	#00	FAB-2E+H15	
6 F,L	0.05	0.29	0.6	0.16	29	46	-22	176	0.15 / 0.15	94	36SLXSP	#00	FAB-5E+H15	
6 F,L	0.06	0.37	0.8	-	46	69	-22	176	0.15 / 0.15	94	36SLSP	#1	FAB-8E+H15	
6 F,L	0.08	0.47	1.2	-	40	63	-4	212	0.15 / -	79	36SLSP	#1	TT162W+H15	
6 F,L	0.08	0.47	1.2	-	40	63	-4	212	0.15 / -	79	36SLSP	#1	TT162BL+H15	
6 F,L	0.05	0.29	0.6	0.16	29	46	5	176	0.15 / 0.15	94	36XSP	#00	FNB-5E+H15	
6 F,L	0.06	0.33	1.2	-	31	46	5	176	0.30 / -	94	36SLXSP	#00	FNB-6EVWQ+H15	
6 F,L	0.06	0.37	0.8	-	46	69	5	176	0.15 / 0.15	94	36SP	#00	FNB-8E+H15	
6 F,L	0.07	0.45	0.8	-	69	108	-22	176	0.35 / 0.35	94	36SLSP	#1	FNB-12EVCQ+H15	
7 F,L	0.135	0.89	2.0	-	69	135	10	180	0.25 / -	60	#2	#15	PM135RCOS-WH15	
7 F,L	0.135	0.84	2.0	-	-	135	10	180	0.25 / -	60	#2	#15	PM135RCOS-TH15	
6 F,L	0.06	0.35	0.6	0.16	13	23	-22	176	0.25 / -	79	36SLXSP	#00	T131/U MATT	
6 F,L	0.09	0.53	0.6	0.16	17	46	-22	212	0.15 / -	79	36SLSP	#1	TT173/U	
6 F,L	0.05	0.31	0.6	0.28	40	160	-4	212	0.15 / -	79	36SLXSP	#00	TT12	
6 F,L	0.05	0.31	0.6	0.28	40	160	-4	212	0.15 / -	79	36SLXSP	#00	TT12 MATT BL	
6 F,L	0.05	0.31	0.6	0.28	40	160	-4	212	0.15 / -	79	36SLXSP	#00	TT12/AS MATT W	
6 F,L	0.05	0.31	0.6	0.28	40	160	-4	212	0.15 / -	79	36SLXSP	#00	TT12/AS MATT G	
6 F,L	0.07	0.37	0.8	0.39	40	160	-4	212	- / -	63	36SLSP	#1	TT12/HR MATT	
7 F,L	0.08	0.47	0.8	-	46	46	14	158	0.15 / 0.15	118	36SLSP	#10	FAB-8EOWV	
7 F	0.12	0.70	2.4	-	57	57	-14	176	0.35 / -	118	-	1-	FAB-10EVCW	
7 F,L	0.11	0.66	2.4	-	69	69	14	176	0.15 / 0.15	118	1-A HT	#7	FAB-12EOWV	
7 F,L	0.08	0.47	1.0	-	46	46	14	158	0.15 / 0.15	118	36SLSP	#1	FAW-8EOWV	
7 F,L	0.04	0.25	0.8	-	29	29	14	158	0.15 / 0.15	118	36XSP	#00	NAB-5EEWV 11	
7 F,L	0.08	0.47	0.9	-	46	46	14	158	0.15 / 0.15	118	36LLSP	#1	NAB-8EEWV 11	
7 F,L	0.11	0.66	2.4	-	46	91	14	158	0.15 / -	79	36	#7	2P120/GP/GRV W	
7 F,L	0.20	0.78	2.4	-	46	91	14	158	0.15 / -	59	36	#7	2P120/SG W	
7 F,SJ,L	0.19	1.13	4.0	-	69	257	14	158	0.15 / -	79	2	#20	3P120/10/0/DPW	

Explanations
■ = applicable
◊ = conditionally applicable
- = not applicable

FINE TXT = fine textile structure
IMPREG. = impregnated
PET/CO = polyester / cotton blend
PA = polyamide
PET = polyester
QUAD. = quadrille structure
TPU = polyurethane, thermoplastic

Joining
T = Thermofix
F = Flexproof
L = Laced

All data are approximate values under standard climatic conditions: 23°C/73°F and 50% relative humidity.

Cover Friction
S = Super Adhesive
A = Adhesive
M = Medium Adhesive
N = Non-Adhesive

Food (for specific food approval such as FDA/USDA/EU, please refer to the individual Product Data Sheets available on-line at www.habasitamerica.com)

Product group	Belt type	PLY	For slider bed	For carrying roller	Permanently antistatic	Metal detector suitable	Troughing suitable	Power turn suitable	Tension member, material	Cover friction	Conveying side, material	Conveying side, surface	Conveying side, color	Back side, material	Back side, surface	Back side, color
Nonwoven	CM100FBS	1	■	■	-	■	◇	-	PET	N	cotton	fabric	off white	cotton	fabric	off white
	CM200FBS	2	■	■	-	■	◇	-	PET	N	cotton	fabric	off white	cotton	fabric	off white
	PM100RCOS-W	-	■	■	-	■	◇	-	PET	A	RMP	smooth	white	RMP	impreg.	white
	PM405FBS-BR	-	■	■	-	■	◇	-	PET	N	SBR	impreg.	brown	SBR	impreg.	brown
	PMRT-W	-	■	■	-	■	◇	■	PET	A	PVC	tyler wire	white	PET	fabric	white
	PMTEF-BE	-	■	■	-	-	-	-	PET	N	teflon	glossy	lt. blue	PET	buffed	white
	PM135RCOS-WH15	-	■	■	-	■	◇	■	PET	M	RMP	smooth	white	PET	buffed	white
	PM135RCOS-TH15	-	■	■	-	■	◇	■	PET	M	RMP	smooth	tan	PET	buffed	tan
	UM100-W	1	■	■	-	-	◇	■	PET	N	NBR	impregnated	white	PET	impreg.	white
Rubber / Other	R1TEF-T	1	■	■	-	■	-	-	aramide	N	teflon	smooth	tan	teflon	smooth	tan
	R2TW-W	2	■	■	-	■	◇	-	PET	A	NBR	tyler wire	white	NBR	skim coat	white
	R3TEF-W	3	■	■	-	-	◇	-	PET	N	teflon	smooth	white	NBR	impreg.	white
	R3BUT-W	3	■	■	-	■	◇	-	PET	A	butyl	fabric	white	butyl	impreg.	white
SWP	SWP/2 Ply Heat Set	2	■	■	-	■	■	-	PET	N	PET	fabric	white	PET	fabric	white
	SWP/4 PLY	4	■	■	-	■	◇	-	PET	N	PET	fabric	white	PET	fabric	white
	SWP/4 Ply Heat Set	4	■	■	-	■	◇	-	PET	N	PET	fabric	white	PET	fabric	white
	SWP/5 PLY	5	■	■	-	■	◇	-	PET	N	PET	fabric	white	PET	fabric	white
	SWP/6 PLY	6	■	■	-	■	◇	-	PET	N	PET	fabric	white	PET	fabric	white
Polypropylene	TT124/AS/PP	2	■	■	■	■	◇	-	PET	N	PP	smooth	white	PET	fabric	white
High Duty	HNB-5E	2	■	■	■	-	-	-	PET	N	TPU	smooth	green	TPU	impreg.	grey
	HNB-8E	2	■	■	■	-	-	-	PET	N	TPU	smooth	green	TPU	impreg.	grey
	HNB-12EO (HNB-12E/3)	2	■	■	■	-	-	-	PET	N	TPU	smooth	green	TPU	impreg.	grey
Gooseneck	WVT-191	2	■	■	■	■	-	-	PET	M	TPU	smooth	white	PET	impreg.	white
	WVT-211	2	■	■	■	■	-	-	PET	N	TPU	smooth	blue	PET	impreg.	white
Slab Only	TT12/U (SS)	2	■	■	-	■	◇	-	PET	A	TPU	glossy	white	TPU	impreg.	white
	A125COS-W (SS)	1	■	■	-	■	◇	-	PET	A	PVC	smooth	white	PVC	impreg.	white
	A155COS-W (SS)	1	■	■	-	■	◇	-	PET	A	PVC	smooth	white	PVC	impreg.	white
Non-standard	EMB-12EMCH (NS)	1	■	■	■	■	-	-	PET	M	TPU	matt	cobalt blue	TPU	impreg.	white

	Class of chemical resistance	Joining	Thickness [in.]	Mass of belt per square foot (belt weight) [lbs./sq.ft.]	Pulley diameter, minimum [in.]	Nosebar Radius, minimum [in.]	Tensile force per unit of width k1% elongation ** 2%	Admissible tensile force per unit of width k17% [lbs./in.]	Minimum tensile force per unit of width k adm [lbs./in.]	Continuous Maximum Temperature [°F]	Continuous Minimum Temperature [°F]	Coefficient of friction μ of back side on steel driving pulley / stainless steel sliderbed	Manufacturing width [in.]	Clipper (all lacing recommendations are approximate)	Alligator/Staple (all lacing recommendations are approximate)	Belt type
6	F,L,S	0.07	0.28	1.0	0.59	-	15	-60	225	0.20 / 0.20	72	36SLSP	#1	CM100FBS		
6	F,L,S	0.10	0.33	1.0	-	-	60	-60	225	0.20 / 0.20	72	36SLSP	#1	CM200FBS		
7	F,L	0.12	0.66	1.6	-	51	91	10	176	0.20 / 0.25	60	1	#7	PM100RCOS-W		
-	T,L,HF	0.11	0.59	2.5	-	-	90	10	175	- / -	60	1	#7	PM405FBS-BR		
3	HF,F,L	0.16	0.84	2.0	-	-	110	10	160	- / -	72	1	#15	PMRT-W		
5	HF,L	0.15	0.72	6.0	-	110**	110	-	176	- / 0.25	34	1	#7	PMTEF-BE		
7	F,L	0.14	0.89	2.0	-	69	135	10	180	0.25 / -	60	2	#15	PM135RCOS-WH15		
7	F,L	0.14	0.84	2.0	-	-	135	10	180	0.25 / -	60	2	#15	PM135RCOS-TH15		
5	F,L	0.10	0.36	1.0	-	142	142	14	176	- / 0.25	79	36	#7	UM100-W		
8	F,L	0.02	0.10	2.0	-	80	29	-22	482	.09/0.15	63	25SP	#00	R1TEF-T		
#	L,T	0.11	0.71	2.0	-	-	30	20	175	- / -	72	1A	#7	R2TW-W		
#	L,T	0.08	0.52	2.0	-	-	105	0	250	- / 0.30	60	36	#1	R3TEF-W		
#	L,T	0.10	0.67	2.5	-	-	105	-65	300	- / 0.40	72	36	#1	R3BUT-W		
6	L,S	0.10	0.37	1.0	-	-	100	-60	310	0.20 / 0.20	86	36	#7	SWP/2 Ply Heat Set		
6	L,S	0.20	0.70	3.0	-	-	200	-60	310	0.20 / 0.20	86	3	#25	SWP/4 PLY		
6	L,S	0.21	0.70	3.0	-	-	250	-60	310	0.20 / 0.20	72	3	#20	SWP/4 Ply Heat Set		
6	L,S	0.23	0.86	4.5	-	-	250	-60	310	0.20 / 0.20	86	4	#27	SWP/5 PLY		
6	L,S	0.26	1.02	6.0	-	-	300	-60	310	0.20 / 0.20	50	5	#27	SWP/6 PLY		
9	F,L	0.06	0.31	2.4	0.49	40	69	32	248	0.10 / -	79	36SLXSP	#00	TT124/AS/PP		
6	F,T,L	0.05	0.31	0.6	0.16	29	46	5	176	0.15 / 0.15	157	36XSP	#00	HNB-5E		
6	F,T,L	0.06	0.37	0.8	-	46	74	5	176	0.15 / 0.15	157	36SP	#00	HNB-8E		
6	F,T,L	0.10	0.57	1.9	-	114	154	5	176	0.15 / 0.15	94	36	#7	HNB-12EO		
6	F,T,L	0.07	0.43	1.2	-	27	137	-4	185	0.2 / 0.2	59	-	-	WVT-191		
6	F,T,L	0.07	0.43	1.2	-	27	137	-4	185	0.2 / 0.2	59	-	-	WVT-211		
6	F,L	0.05	0.31	0.6	0.28	40	160	-22	212	0.15 / -	79	36SLXSP	#00	TT12/U		
3	F,L	0.14	0.84	3.1	-	69	137	-10	180	0.30 / 0.35	72	1	#15	A125COS-W		
3	F,L	0.16	0.98	3.5	-	-	155	-10	180	- / -	72	20	#15	A155COS-W		
6	F,L	0.70	0.37	0.6	0.31	69	114	-22	176	0.15 / 0.15	157	36SLSP	#1	EMB-12EMCH		

Explanations
■ = applicable
◊ = conditionally applicable
- = not applicable

COS = cover one side
FBS = friction both sides
IMPREG. = impregnated
NBR = acrylo-nitrile-butadiene rubber
PET = polyester
PVC = polyvinylchloride
RMP = rubber modified product
SBR = styrene butadiene rubber
TPO = thermoplastic polyolefin
TPU = polyurethane, thermoplastic
TRANS = transparent
NS = non-standard / purchase to order

Joining
F = Flexproof
HF = Hidden Finger
L = Laced
S = Sewn joint
SJ = Step joint
T = Thermofix

All data are approximate values under standard climatic conditions: 23°C/73°F and 50% relative humidity.

Cover Friction
S = Super Adhesive
A = Adhesive
M = Medium Adhesive
N = Non-Adhesive

= Reference NIBA Chemical Resistance Guide

Paper and Printing, Postal - Machine Tapes

Product group	Belt type	Ply	For slider bed	For carrying roller	Low noise, back side	Permanently antistatic	Troughing suitable	Tension member, material	Conveying side, cover friction	Conveying side, material	Conveying side, surface	Conveying side, color	Back side, Cover friction	Back side, material	Back side, surface	Back side, color
MACHINE TAPES - QUICKMELT SERIES																
Hamid® Series (elastic)	MAT-02H	-	-	-	-	■	-	Hamid®	A	NBR	rough	green	A	NBR	rough	black
	MAM-04H	-	-	■	-	■	■	Hamid®	A	NBR	fine	green	A	NBR	rough	black
	MAM-05HP	-	-	■	-	■	-	Hamid®	A	NBR	fine	green	A	NBR	rough textile	black
	MAN-05H	-	-	■	-	■	-	Hamid®	A	PET	fleece	anthracite	A	NBR	rough textile	black
Polyurethane Series (elastic)	MAB-02	-	■ ¹⁾	■	-	■	■	TPU	M	TPU	fine textile	green	N	PUR	fine textile	black
	MAB-05	-	■ ¹⁾	■	-	■	■	TPU	M	TPU	fine textile	green	N	PUR	fine textile	black
	WVT-125	-	-	■	-	■	■	TPU	M	TPU	rough	black	M	TPU	rough	black
PA Series	MAM-3P	1	■ ¹⁾	■	-	■	-	PA	A	NBR	fine	green	A	NBR	fine	black
	MAM-5P	1	■	■	-	■	-	PA	A	NBR	fine	green	N	Hamid®	smooth	black
	MAT-5P	1	■	■	-	■	-	PA	A	EPDM	rough	green	N	Hamid®	smooth	black
MACHINE TAPES - VARIOUS																
High-Friction both sides	MAB-8E	1	-	■	-	■	■	PET	A	TPU	fine	dark green	A	TPU	fine	dark green
	MAM-5E	1	■ ¹⁾	■	■	■	-	PET	A	NBR	fine	green	A	NBR	fine	black
High-Friction one side	MAM-8P	1	■	■	-	■	-	PA/H	A	NBR	fine	green	N	Hamid®	smooth	black
	MVT-5E	2	■	■	-	■	-	PET	A	NBR	rough textile	green	N	TPU	impregnated	grey
	MVT-6P	2	-	-	-	■	-	PA/TPU	N	PUR	impregnated	black	A	NBR	fine textile	green
Low-Friction both sides	ENI-5P	2	■	■	-	■	-	PA	N	PUR	impregnated	black	N	PUR	impregnated	black
	MNI-7P	2	■	■	-	■	-	Hamid®	N	PA	impregnated	black	N	PET	impregnated	light grey
	MNT-5P	2	■	■	-	■	-	PA/TPU	N	PUR	impregnated	black	N	PUR	impregnated	black
	MNT-8P	2	■ ¹⁾	■	-	■	-	PA/H	N	PA	fabric	light grey	N	PA	fabric	light grey
	XVT-2398	2	■ ¹⁾	■	-	■	-	PET	N	PA	impregnated	grey	N	PET	impregnated	black
PA Series (various)	A-1	2	■	■	-	■	-	PA	A	NBR	matt	green	N	PUR	smooth	black
	F-0	2	■	■	-	■	-	PA	A	NBR	rough	green	N	NBR	impregnated	green
	F-1	2	■	■	-	■	-	PA	A	NBR	rough	green	N	NBR	impregnated	green
	HAM-5P	3	■	-	-	■	-	PA	A	NBR	matt	green	N	PUR	impregnated	black
	HAT-8P	2	■	■	-	■	-	PA	A	NBR	rough textile	green	N	PUR	impregnated	black
	HAT-12P	3	■	■	-	■	-	PA	A	NBR	rough textile	green	N	PUR	impregnated	black
	HNI-5PE	3	■	-	-	■	-	PA	N	PA	fabric	green	N	PUR	impregnated	black
	HNU-8P	2	■	■	-	■	■	PA	N	PA	glossy	green	M	PA	glossy	green
	TS-55	1	-	-	-	■	-	PA	N	PA/CO	fabric	yellow	N	NBR	sand	green
PET Series (various)	HAT-5E (XVT-1895)	2	■	■	-	■	-	PET	A	NBR	rough textile	green	M	TPU	impregnated	grey
	W-8	1	-	-	-	■	-	PET/CO	N	TPU	impregnated	green	N	TPU	smooth	black
VARIOUS CONVERTING																
Rubber	RDGRP-R	3	■	■	-	-	◇	PET	A	SBR	smooth	red	N	SBR	smooth	black
	R3URT-OE	3	■	■	-	-	◇	PET	A	NBR	rough top	orange	N	NBR	impregnated	orange
High Duty	HAG-12E	2	■	■	-	■	-	PET	A	NBR	rough top	green	N	PUR	impregnated	black
	HAR-12E	2	■	■	-	■	-	PET	A	NBR	rough textile	green	N	PET	fabric	white
	HAT-18PW	3	■	■	-	■	-	PA	A	NBR	rough textile	light green	N	PUR	impregnated	black
	HAT-24PW	2	■	■	-	■	-	PA	A	NBR	rough textile	light green	N	PUR	impregnated	black
Standard & N-Line	SAG-8E (07)	2	■	■	-	■	-	PET	A	PVC	mini rougtop	dark grey	N	PET	fabric	off white
	SAG-12E	2	■	■	-	■	-	PET	A	EPDM	rougtop	dark grey	N	PET	fabric	off white
	NAB-18EEAV (NVT-131)	3	■	■	-	■	-	PET	A	PVC	smooth	dark grey	N	PET	fabric	grey
	NSB-12EHAV (G12/3BSA7)	3	■	■	-	■	-	PET	S	PVC	smooth	dark grey	N	PET	fabric	grey
	NAS-8EHDV (NVT-182)	2	■	■	-	■	-	PET	A	PVC	chock block	dark green	N	PET	fabric	grey
PolyMate	PMARKLNG-BE	-	■	■	-	■	◇	PET	M	TPA	rougtop	blue	-	TPA	impreg.	black

Class of Joining	Thickness [in.]	Mass of belt per square foot (belt weight) [lbs./sq.ft.]	Pulley diameter, minimum [in.]	Tensile force for 1% elongation per unit of width k1% [lbs./in.*8%	Admissible tensile force per unit of width k adm [lbs./in.]	Minimum Temperature [°F]	Maximum Temperature [°F]	Coefficient of friction μ of back side on steel driving pulley / stainless steel sliderbed	Manufacturing width [in.]	Clipper (all lacing recommendations are approximate)	Alligator/Staple (all lacing recommendations are approximate)	Belt type	
2	Q,F,T,L	0.06	0.29	0.6	5*	9	-22	140	0.70 / -	47	36SLXSP	#00	MAT-02H
2	Q,F,T,L	0.06	0.29	0.6	15*	17	-22	140	0.70 / -	47	36SLXSP	#00	MAM-04H
2	Q,F,L	0.06	0.33	0.6	18*	29	-22	140	0.70 / -	47	36SLXSP	#00	MAM-05HP
2	Q,F	0.07	0.35	0.8	29*	29	-22	140	0.70 / -	47	-	-	MAN-05H
2	Q,F	0.04	0.25	0.4	7*	-	-22	140	0.40 / -	55	-	-	MAB-02
2	Q,F	0.06	0.33	0.6	21*	-	-22	140	0.40 / -	55	-	-	MAB-05
2	Q,F	0.05	0.27	0.6	8*	-	-22	194	0.60 / -	57	-	-	WVT-125
2	F	0.06	0.34	1.0	15	-	-4	140	0.50 / -	47	36SLXSP	#00	MAM-3P
2	F,Q,L	0.05	0.27	0.8	26	71	-4	140	0.20 / -	47	36SLXSP	#00	MAM-5P
2	F,Q,L	0.06	0.29	0.8	25	71	-4	140	0.20 / -	47	36SLXSP	#00	MAT-5P
6	F,L	0.05	0.30	1.0	43	74	-4	140	0.70 / -	47	25	#00	MAB-8E
2	F	0.06	0.31	1.0	29	46	-4	140	0.50 / -	47	-	-	MAM-5E
2	F	0.07	0.41	1.6	37	91	-4	140	0.20 / -	47	-	-	MAM-8P
6	F,L	0.05	0.33	0.8	34	69	-4	140	0.15 / -	47	36SLXSP	#00	MVT-5E
2	F,L	0.06	0.33	1.0	27	91	-4	140	0.20 / -	47	36SLXSP	#00	MVT-6P
2	T	0.04	0.23	0.8	46	91	-4	212	0.15 / -	47	36XSP	#00	ENI-5P
2	F	0.05	0.23	1.0	63	114	-4	151	0.25 / -	47	-	-	MNI-7P
2	F	0.04	0.22	0.8	29	91	-4	140	0.20 / -	47	36SLXSP	#00	MNT-5P
2	F,L	0.07	0.34	1.0	51	114	-4	151	0.25 / -	47	36SLXSP	#1	MNT-8P
2	F	0.07	0.35	1.6	86	114	14	194	- / -	47	-	-	XVT-2398
2	T,L	0.05	0.27	1.6	23	91	-4	212	0.30 / -	47	36SLXSP	#00	A-1
2	T,L	0.03	0.14	0.6	31	-	-4	212	0.15 / -	47	36XSP	#00	F-0
2	T,L	0.05	0.26	1.6	49	-	-4	212	0.15 / -	47	36XSP	#00	F-1
2	T,L	0.04	0.19	0.8	27	46	-4	212	0.15 / 0.15	47	36XSP	#00	HAM-5P
2	T,L	0.08	0.43	0.8	40	69	32	212	0.15 / 0.15	94	36SP	#1	HAT-8P
2	T,L	0.12	0.66	1.6	57	114	32	212	0.15 / 0.15	94	1-A HT	#7	HAT-12P
2	T,L	0.04	0.15	0.6	21	46	-22	212	0.15 / 0.15	47	36XSP	#00	HNI-5PE
1	T,L	0.04	0.20	2.0	29	69	-4	212	0.15 / 0.15	47	36SLXSP	#00	HNU-8P
2	T,L	0.03	0.16	1.0	23	37	-4	212	- / -	47	36XSP	#00	TS-55
6	F,T,L	0.06	0.37	1.0	34	46	32	176	0.15 / 0.15	47	36SLXSP	#00	HAT-5E
6	F,L	0.03	0.14	0.6	40	34	-4	140	0.40 / -	47	36SLXSP	#00	W-8
#	L,T	0.23	1.25	3.0	-	150	-20	175	- / -	72	3	#15	RDGRP-R
5	L,T	0.24	1.13	2.0	-	135	0	250	- / 0.40	72	2	#15	R3URT-OE
5	T,L	0.23	0.94	3.1	114	114	32	212	0.15 / 0.15	47	1A-HT	#1	HAG-12E
5	T,F,L	0.07	0.37	1.6	114	114	-4	212	0.15 / 0.15	94	36SP	#1	HAR-12E
2	T,L	0.15	0.84	1.9	63	69	32	212	0.15 / 0.15	94	2	#15	HAT-18PW
2	T,L	0.24	1.39	3.1	80	103	32	212	0.15 / 0.15	94	4	#125	HAT-24PW
3	F,T,L	0.16	0.76	1.3	51	69	14	140	0.15 / 0.15	94	36SP	#25	SAG-8E
4	T,L	0.20	0.86	2.4	69	114	-22	212	0.15 / 0.15	47	36	#15	SAG-12E
3	F,L	0.19	1.15	5	103	103	14	158	0.15 / 0.15	118	2HT	#20	NAB-18EEAV
3	F,L	0.19	1.15	3.1	69	69	14	176	0.15 / 0.15	118	2	#20	NSB-12EHAV
3	F,L	0.35	1.13	2.4	46	46	14	158	0.15 / 0.15	118	2	#15	NAS-8EHDV
-	HF,L	0.28	0.90	3.0	-	160	-10	180	0.20 / 0.20	72	5	#27	PMARKLNG-BE

Explanations
■ = applicable
◇ = conditionally applicable
- = not applicable

EPDM = ethylene propylene terpolymer
IMPREG. = impregnated
NBR = acrylo-nitrile-butadiene rubber
PA = polyamide
PET = polyester
PET/CO = polyester/cotton
PET/PP = polyester/polypropylene
PUR = polyurethane, cross-linked
PVC = polyvinylchloride
SBR = styrene butadiene rubber
TPU = polyurethane, thermoplastic

Joining
F = Flexproof
L = Laced
T = Thermofix
Q = Quickmelt

All data are approximate values under standard climatic conditions: 23°C/73°F and 50% relative humidity.

Cover Friction
S = Super Adhesive
A = Adhesive
M = Medium Adhesive
N = Non-Adhesive
¹⁾ Only small belt load

= reference NIBA Chemical Resistance Guide

Corrugated - Folder-Gluer

<i>Product group</i>	<i>Belt type</i>	<i>Permanently antistatic Tension member, material</i>	<i>Top side, material</i>	<i>Top side, surface</i>	<i>Top side, color</i>	<i>Pulley side, material</i>	<i>Pulley side, surface</i>	<i>Pulley side, color</i>	
FOLDER-GLUER BELTS									
HC Series (Habidur®)	HC-14/50D	■	PET	Habidur®	rough textile	green	Habidur®	rough	dark green
	HC-18/60D	■	PET	Habidur®	rough textile	green	Habidur®	rough	dark green
CT Series (Polyester)	CT-18/30E	■	PET	NBR	rough textile	gray	NBR	rough	gray
	CT-18/40E	■	PET	NBR	rough textile	gray	NBR	rough	gray
	CT-18/55E	■	PET	NBR	rough textile	gray	NBR	rough	gray
CM Series	XVT-2205 (CM-14/30F) ¹	■	PA	NBR	rough textile	light green	NBR	rough	yellow
	XVT-2213 (CM-14/40F) ¹	■	PA	NBR	rough textile	light green	NBR	rough	yellow
	XVT-2226 (CM-14/50F) ¹	■	PA	NBR	rough textile	light green	NBR	rough	yellow
TC Series	CM-18/30F	■	PET	NBR	rough	green	NBR	rough	green
	TC-35ER	■	PET	NBR	rough	light green	NBR	rough	black
	TC-35/35ER ¹	■	PET	NBR	rough	light green	NBR	rough	black
S Series	S-18/30 (S-3) ¹	■	PA	NBR	rough	light green	NBR	rough	yellow
	XVT-2236	-	PA	NBR	rough	light green	NBR	rough	yellow
	XVT-2237	-	PA	NBR	rough	light green	NBR	rough	yellow
	XVT-2238	-	PA	NBR	rough	light green	NBR	rough	yellow
Corrugator Belt	UM155SPVC-A	-	PET	PVC	matt	anthracite	PET	imreg. fleece	black
	HAG-12E	■	PET	NBR	rough	green	PUR	impregnated	black
	HAT-24PW	■	PA	NBR	rough	light green	PET	impregnated	black
	NSB-12EHAV	-	PET	PVC	smooth	dark grey	PET	fabric	grey
	NAS-8EHDV	■	PET	PVC	chock block	dark green	PET	fabric	grey
	PMAKLNG-BE	-	fleece	TPA	rough	blue	fleece	buffed	black
	PMAKLNG-BR	-	PET	TPA	rough	brown	fleece	impregnated	brown
	S-33/50 (S-5) ¹	■	PA	NBR	rough	light green	NBR	rough	yellow
	SAG-12E	■	PET	EPDM	rougtop	dark green	PET	fabric	off-white
	R3URT-OE	-	PET	NBR	rougtop	orange	NBR	impregnated	brown
	RDGRP-R	-	PET	SBR	smooth	red	SBR	smooth	black

¹ These belts have been shown to work exceptionally well in tubewinder applications.

Class of chemical resistance Joining		Thickness [in.]	Mass of belt per square foot (belt weight) [lbs./sq.ft.]	Pulley diameter, minimum [in.]	Tensile force for 1% elongation per unit of width k1% [lbs./in.]	Admissible tensile force per unit of width k1% [lbs./in.]	*Nominal Peripheral Force [lbs./in.]	Minimum Temperature [°F]	Maximum Temperature [°F]	Coefficient of friction μ of back side on steel driving pulley / stainless steel sliderbed	Manufacturing width [in.]	Belt type	Explanations
2	F	0.20	1.23	2.0	103	-	-4	149	0.70	47	HC-14/50D	■ = applicable	
2	F	0.24	1.50	2.4	103	-	-4	149	0.70	47	HC-18/60D	◇ = conditionally applicable	
2	F	0.12	0.72	1.2	103	-	32	140	-	47	CT-18/30E	- = not applicable	
2	F	0.16	0.98	1.6	103	-	32	140	-	47	CT-18/40E		
2	F	0.22	1.13	2.4	103	-	32	140	-	47	CT-18/55E	NBR = acrylo-nitrile-butadiene rubber	
2	F	0.12	0.66	1.6	40	-	-4	149	0.70	47	XVT-2205	PA = polyamide	
2	F	0.16	0.88	2.0	40	-	-4	149	0.70	47	XVT-2213	PET = polyester	
2	F	0.20	1.17	2.4	40	-	-4	149	0.70	47	XVT-2226	SBR = styrene butadiene rubber	
2	F	0.13	0.66	2.8	86	246	-4	149	0.70	47	CM-18/30F		
2	F	0.10	0.53	2.0	103	217	-4	158	0.40	43	TC-35ER	Joining	
2	F	0.14	0.76	2.8	103	217	-4	158	0.40	43	TC-35/35ER	T = Thermofix	
2	T	0.12	0.61	2.4	46	126	-4	212	0.40	94	S-18/30	F = Flexproof	
2	T	0.24	1.45	2.4	43	-	32	140	-	47	XVT-2236	L = Laced	
2	T	0.12	0.72	1.2	29	-	32	140	-	47	XVT-2237		
2	T	0.16	0.92	1.6	29	-	32	140	-	47	XVT-2238	All data are approximate values under standard climatic conditions: 23°C/73°F and 50% relative humidity.	
3	F,L	.265	1.17	3.0	160	-	10	176	0.40	72	UM155SPVCA		
5	T,L	0.23	0.94	3.1	114	114	32	212	0.15	47	HAG-12E		
2	T,L	0.24	1.39	3.1	80	103	32	212	0.15	94	HAT-24PW		
3	F,L	0.19	1.15	3.1	69	69	14	176	0.15	118	NSB-12EHAV		
3	F,L	0.35	1.13	2.4	46	46	14	158	0.15	118	NAS-8EHDV	Cover Friction	
-	F,L	0.28	0.90	3.0	-	160	-10	180	0.30	72	PMAKLNGBE	S = Super Adhesive	
-	F,L	0.28	0.90	3.0	-	160	-10	180	0.30	72	PMAKLNGBR	A = Adhesive	
2	T	0.20	1.11	5.0	74	211	-4	212	0.40	94	S-33/50	M = Medium Adhesive	
4	T,L	0.20	0.86	2.4	69	114	-22	212	0.15	47	SAG-12E	N = Non-Adhesive	
5	T,L	0.25	1.13	2.0	-	135	0	250	-	72	R3URT-OE		
#	T,L	0.24	1.25	3.0	-	150	-20	175	-	72	RDGRP-R	# = reference NIBA Chemical Resistance Guide	

Wood

Product group	Belt type	PLY	For slider bed	For carrying bed	Low noise, back side	Permanently antistatic	Metal detector suitable	Troughing suitable	Powerturn suitable	Tension member, material	Cover friction, conveying side	Conveying side, material	Conveying side, surface	Conveying side, color	Back side, material	Back side, surface	Back side, color
Extraline	EMB-12EMCH (NS)	2	■	■	-	■	-	-	-	PET	M	TPU	matt	cobalt blue	TPU	impregnated	white
	ENA-151AEBH	3	■	■	-	■	-	-	-	aramide	N	PUR	smooth	black	TPU	impregnated	black
	ENI-10E 07	2	■	■	-	■	-	-	-	PET	N	TPU	impregnated	light grey	TPU	impregnated	light grey
	ENR-12E	1	■	-	-	■	■	-	-	PET	N	PET	fabric	blue	PET	fabric	blue
	ENR-12EGSL	1	■	-	-	■	■	-	-	PET	N	PET	fabric	light blue	PET	fabric	light blue
	ENT-12E	1	■	-	-	■	■	-	-	PET	N	PET	fabric	white	PET	fabric	white
	ENU-50AXBBD	3	■	■	-	■	-	-	-	aramide	N	TPU	smooth	black	TPU	impregnated	grey
TPU Types	XVT-2304	2	■	■	-	■	■	-	-	PET	N	TPU	smooth	white	TPU	impregnated	white
	XVT-2378	2	■	■	-	■	■	-	-	PET	N	TPU	smooth	cobalt blue	TPU	impregnated	white
	FNI-5E	2	■	■	-	■	■	-	-	PET	N	TPU	impregnated	white	TPU	impregnated	white
	FNI-12E	2	■	■	-	■	■	-	-	PET	N	TPU	impregnated	off white	TPU	impregnated	off white
High Duty	HAB-12E	2	■	■	-	■	-	-	-	PET	S	NBR	smooth	green	PUR	impregnated	black
	HAG-12E	2	■	■	-	■	-	-	-	PET	A	NBR	rouhtop	green	PUR	impregnated	black
	HAT-8P	2	■	■	-	■	-	-	-	PA	A	NBR	rough textile	green	PUR	impregnated	black
	HAT-12P	3	■	■	-	■	-	-	-	PA	A	NBR	rough textile	green	PUR	impregnated	black
	HAT-18PW	3	■	■	-	■	-	-	-	PA	A	NBR	rough textiile	light green	PUR	impregnated	black
	HAT-24PW	2	■	■	-	■	-	-	-	PA	A	NBR	rough textile	light green	PUR	impregnated	black
Standard	SNB-12E 07	2	■	■	-	■	-	-	-	PET	N	PVC	sand	dark grey	PET	fabric	light grey
N- Line	NAB-8EEDV 11	2	■	■	-	■	■	-	-	PET	A	PVC	smooth	dark green	PET	fabric	white
	NAB-12EEDV 11	2	■	■	-	■	■	-	-	PET	A	PVC	smooth	dark green	PET	fabric	white
	NAB-18EEAV (NVT-131)	3	■	■	-	■	■	-	-	PET	A	PVC	smooth	dark grey	PET	fabric	grey
	NAJ-8EXDV 11	2	■	■	-	■	■	-	-	PET	A	PVC	rouhtop (sw)	dark green	PET	fabric	white
Allveyor®	A120COS-B	-	■	■	-	-	-	◇	-	PET	A	PVC	smooth	black	PVC	impregnated	black
	A150COS-B	-	■	■	-	-	-	◇	-	PET	A	PVC	smooth	black	PVC	impregnated	black
PolyMate	PMARKLNG-BE	-	■	■	■	■	-	◇	-	PET	M	TPA	rouhtop	blue	TPA	impregnated	black
Ulti-Mate®	UM100SC-B	-	■	■	■	■	-	-	■	PET	N	NBR	buffed	black	NBR	buffed	black
	UM155SC-B	-	■	■	■	■	-	◇	■	PET	M	NBR	buffed	black	NBR	buffed	black
	UM220-G	-	■	■	■	-	■	-	■	PET	N	NBR	buffed	light green	NBR	buffed	light green
	UM240PU-G	-	■	■	■	-	-	◇	-	PET	A	PUR	smooth	green	NBR	buffed	black
Rubber	R2-160RTXB-GP	2	■	■	-	-	-	◇	-	PET	A	SBR	rouhtop	black	RFL	impregnated	black

Product group	Belt type	1-sided or 2-sided	Permanently antistatic	Tension member, material	Top side, material	Top side, surface	Top side, color	Pulley side, material	Pulley side, surface	Pulley side, color
A-Series Belts	A-2	1	■	PA	NBR	rough	green	NBR	longitudinal groove	black
	A-3	1	■	PA	NBR	rough	green	NBR	longitudinal groove	black
	A-4	1	■	PA	NBR	rough	green	NBR	longitudinal groove	black
	A-5	1	■	PA	NBR	rough	green	NBR	longitudinal groove	black
Leather Series Belts	A-3LL	2	■	PA	leather	leather	light grey	leather	leather	light grey
	A-3LT	1	■	PA	PA	fabric	green	leather	leather	light grey
	A-4LL	2	■	PA	leather	leather	light grey	leather	leather	light grey
	A-4LT	1	■	PA	PA	fabric	green	leather	leather	light grey

	Class of chemical Joining	Thickness [in.]	Mass of belt per square foot (belt weight) [lbs./sq.ft.]	Pulley diameter, minimum [in.]	Nosebar radius, minimum [in.]	Tensile force per unit of width for 1% elongation of width k1% [lbs./in.]	Admissible tensile force per unit of width k adm [lbs./in.]	Minimum Temperature [°F] Continuous	Maximum Temperature [°F] Continuous	Coefficient of friction μ of back side on steel driving pulley / stainless steel sliderbed	Manufacturing width [in.]	Clipper recommendations are approximate	Alligator/Staple (all lacing recommendations are approximate)	Belt type
6	F,T,L	0.07	0.37	0.6	0.28	69	114	-22	176	0.15 / 0.15	157	36SLSP	#1	EMB-12EMCH
6	F	0.15	0.88	10	-	286	742	-4	122	0.20 / 0.20	150	-	-	ENA-151AEBH
3	F,T,L	0.06	0.31	1.60	-	69	91	-4	158	0.15 / 0.15	157	36XSP	#00	ENI-10E 07
6	F,WT	0.07	0.26	3.1	-	69	103	-22	176	0.15 / 0.20	142	-	-	ENR-12E
6	F	0.07	0.25	2.4	-	97	-	-4	230	0.10 / 0.15	-	-	-	ENR-12EGSL
6	F,WT	0.03	0.10	1.9	-	69	103	-22	176	0.15 / 0.20	142	-	-	ENT-12E
6	F,L	0.09	0.53	3.1	-	286	286	5	158	0.15 / 0.15	157	36SLSP	#1	ENU-50AXB
6	F,L	0.06	0.35	0.8	0.16	46	74	-22	176	0.15 / 0.15	157	36SLXSP	#00	XVT-2304
6	F,L	0.06	0.33	0.8	0.16	46	-	14	158	0.20 / -	157	36SLXSP	#00	XVT-2378
6	F,T,L	0.04	0.18	0.6	0.16	29	46	-22	176	0.15 / 0.15	157	36XSP	#00	FNI-5E
6	F,T,L	0.06	0.34	2.0	-	86	143	-22	176	0.15 / 0.15	157	36XSP	#00	FNI-12E
5	T,L	0.08	0.49	2.4	-	114	114	32	212	0.20 / -	94	36SP	#1	HAB-12E
5	T,L	0.23	0.94	3.1	-	114	114	32	212	0.15 / 0.15	47	1-AHT	#1	HAG-12E
5	T,L	0.08	0.43	0.8	-	40	69	32	212	0.15 / 0.15	94	36SP	#1	HAT-8P
2	T,L	0.12	0.66	1.6	-	57	114	32	212	0.15 / 0.15	94	1-AHT	#7	HAT-12P
2	T,L	0.15	0.84	1.9	-	63	69	32	212	0.15 / 0.15	94	2	#15	HAT-18PW
2	T,L	0.24	1.39	3.1	-	80	103	32	212	0.15 / 0.15	94	4	#125	HAT-24PW
3	F,L,T	0.10	0.59	2.4	-	91	148	23	158	0.15 / 0.15	126	36	#7	SNB-12E 07
3	F,L	0.08	0.47	1.3	-	51	51	14	158	0.15 / 0.15	118	36LLSP	#1	NAB-8EEDV 11
3	F,L	0.11	0.66	2.0	-	74	74	14	158	0.15 / 0.15	118	36	#7	NAB-12EEDV 11
3	F,L	0.19	1.15	5.0	-	103	103	14	158	0.15 / 0.15	118	2HT	#25	NAB-18EEAV
3	F,L	0.22	0.92	2.4	-	51	51	14	158	0.15 / 0.15	118	36	#15	NAJ-8EXDV 11
3	L,F	0.14	0.83	3.1	-	120	137	-10	212	0.20 / 0.30	72	1	#7	A120COS-B
3	L,F	0.17	1.04	4.0	-	80	160	-10	212	0.25 / 0.30	72	2HT	#20	A150COS-B
-	HF,L	0.28	0.90	3.0	-	-	160	-10	180	0.20 / 0.20	72	5	#27	PMARKLNG-BE
5	F,L	0.10	0.43	1.0	-	46	137	10	212	0.35 / 0.30	72	36SLSP	#62	UM100SC-B
5	F,L	0.14	0.47	2.0	-	46	160	10	212	0.30 / 0.30	72	2	#125	UM155SC-B
5	F,L	0.22	0.84	4.0	-	46	69	10	212	0.25 / 0.25	72	4	#187	UM220-G
5	T,L	0.28	1.08	5.0	-	-	135	10	160	- / 0.30	72	5	#35	UM240PU-G
#	L,T	0.23	1.10	2.0	-	-	150	-40	250	- / 0.40	72	2SP	#15	R2-160RTXB-GP

Explanations
■ = applicable
◇ = conditionally applicable
- = not applicable

COS = cover one side
IMPREG. = impregnated
NBR = acrylonitrile-butadiene rubber
PET = polyester
PUR = polyurethane, cross-linked
PVC = polyvinylchloride
RFL = resorcinol formaldehyde latex

SBR = styrene butadiene rubber
SW = sine wave pattern
TPU = polyurethane, thermoplastic

Joining
DLS = Woven double-loop pin seam
F = Flexproof
HF = Hidden Finger
L = Laced
T = Thermofix
W = Woven to width, please check for availability.
WT = woven truly endless

All data are approximate values under standard climatic conditions: 23°C/73°F and 50% relative humidity.

Cover Friction
S = Super Adhesive
A = Adhesive
M = Medium Adhesive
N = Non-Adhesive

= reference NIBA Chemical Resistance Guide

	Class of chemical resistance Joining	Thickness [in.]	Mass of belt per square foot (belt weight) [lbs./sq.ft.]	Pulley diameter, minimum [in.]	Tensile force per unit of width for 1% elongation of width k1% [lbs./in.]	Nominal Peripheral force per unit of width [lbs./in.]	Minimum Temperature [°F] Continuous	Maximum Temperature [°F] Continuous	Coefficient of friction μ of back side on steel driving pulley / stainless steel sliderbed	Manufacturing width [in.]	Belt type
2	T	0.11	0.55	2.4	43	126	-4	212	0.45	47	A-2
2	T	0.13	0.72	5.0	69	206	-4	212	0.45	47	A-3
2	T	0.20	1.09	12	120	360	-4	212	0.45	47	A-4
2	T	0.27	1.50	18	171	525	-4	212	0.42	47	A-5
1	T	0.17	0.82	5.0	46	126	-4	176	0.25	18	A-3LL
1	T	0.13	0.61	5.0	46	126	-4	176	0.25	18	A-3LT
1	T	0.25	1.25	12	103	223	-4	176	0.25	18	A-4LL
1	T	0.19	0.94	12	103	223	-4	176	0.25	18	A-4LT

Automotive/Metal/Stamping

Product group	Belt type	PLY	For slider bed	For carrying roller	Low noise, back side	Permanently antistatic	Metal detector suitable	Troughing suitable	Powerturn suitable	Tension member, material	Cover friction	Conveying side, material	Conveying side, surface	Conveying side, color	Back side, material	Back side, surface	Back side, color
Extraline	E-16EHMU (XVT-2092)	2	■	■	-	■	-	-	-	PET	N	PUR	impregnated	grey	PUR	impregnated	grey
	EMB-27EHBT	3	■	■	-	■	-	-	-	PET	M	TPU	smooth	black	TPU	impregnated	white
	XVT-2249	3	■	■	-	■	-	-	-	PA	N	PA	fine textile	black	PA	rough textile	green
	XVT-2295	3	■	■	-	-	-	-	-	PA	N	PA	fine textile	black	PA	rough textile	green
TPU Types	F-5EIWT	2	■	■	■	■	■	-	-	PET	N	PET	impregnated	white	PET	impregnated	white
	FNI-5E	2	■	■	-	■	■	-	-	PET	N	TPU	impregnated	white	TPE	impregnated	white
	FAB-12E	2	■	■	-	■	■	-	-	PET	A	TPU	smooth	white	TPU	impregnated	light grey
	XVT-2303	2	■	■	-	■	■	-	-	PET	N	TPU	smooth	transparent	TPU	impregnated	white
	XVT-2304	2	■	■	-	■	■	-	-	PET	N	TPU	smooth	white	TPU	impregnated	white
	TT191/AS	2	■	■	-	■	■	◇	-	PET	N	TPU	smooth	transparent	TPU	impregnated	white
PolyMate	PMTEF-BE	-	■	■	-	-	-	-	-	PET	N	teflon	glossy	light blue	NBR	buffed	white
	PMARKLNG-BE	-	■	■	■	-	-	◇	-	PET	A	NBR	rougtop	brown	NBR	impregnated	brown
Ulti-Mate®	UM100SC-B	-	■	■	■	■	■	-	■	PET	N	NBR	buffed	black	NBR	buffed	black
	UM155SC-B	-	■	■	■	■	-	◇	■	PET	M	NBR	buffed	black	NBR	buffed	black
	UM155SCTPU-B	-	■	■	■	■	-	-	-	PET	M	TPU	ultra glossy	black	NBR	buffed	black
	UM220-G	-	■	■	■	■	-	-	■	PET	N	NBR	buffed	light green	NBR	buffed	light green
UM220SC-B	-	■	■	■	■	-	-	-	PET	N	NBR	buffed	black	NBR	buffed	black	
High Duty	UM240PU-G	-	■	■	■	-	-	◇	-	PET	A	PUR	smooth	green	NBR	buffed	black
	HAB-12E	2	■	■	-	■	-	-	-	PET	S	NBR	smooth	green	PUR	impregnated	black
	HAT-12P	3	■	■	-	■	-	-	-	PA	A	NBR	rough textile	green	PUR	impregnated	black
	HAT-18PW	3	■	■	-	■	-	-	-	PA	A	NBR	rough textile	light green	PUR	impregnated	black
	HAT-24PW	2	■	■	-	■	-	-	-	PA	A	NBR	rough textile	light green	PUR	impregnated	black
	HNA-8P	2	■	■	-	■	-	-	-	PA	N	PUR	smooth	green	PUR	impregnated	black
HNA-18P	3	■	■	-	■	-	-	-	PA	N	PUR	smooth	green	PUR	impregnated	black	
N-Line	HNB-12EO (HNB-12E/3)	2	■	■	-	■	-	-	-	PET	N	TPU	smooth	green	TPU	impregnated	grey
	NHU-12EAAV	3	■	■	-	-	■	-	-	PET	N	PVC	ultra glossy	dark grey	PUR	impregnated	grey
	NNT-20ECDV	3	■	■	■	■	-	■	■	PET	N	PVC	impregnated	dark green	PUR	impregnated	black
Allveyor®	A150COS-B	-	■	■	-	-	-	◇	-	PET	A	PVC	smooth	black	PVC	impregnated	black
	A150CBSMI-B	-	-	■	-	-	-	◇	-	PET	A	PVC	smooth	black	PVC	smooth	black
	A200COS-B (SS)	-	■	■	-	-	-	◇	-	PET	A	PVC	smooth	black	PVC	impregnated	black
	A200CBS-B (SS)	-	-	■	-	-	-	◇	-	PET	A	PVC	smooth	black	PVC	smooth	black

Class of Joining	Thickness [in.]	Mass of belt per square foot (belt weight) [lbs./sq.ft.]	Pulley diameter, minimum [in.]	Nosebar radius, minimum [in.]	Tensile force per unit of width k1% elongation * 2% [lbs./in.]	Admissible tensile force per unit of width k1% [lbs./in.]	Minimum tensile force per unit of width k adm [lbs./in.]	Continuous Maximum Temperature [°F]	Continuous Coefficient of friction μ of back stainless steel driving pulley / stainless steel sliderbed	Manufacturing width [in.]	Clipper recommendations are approximate	Alligator/Staple recommendations are approximate	Belt type
6 F,T,L	0.06	0.33	1.6	-	86	143	-4	176	0.15 / 0.20	94	36SLSP	#1	E-16EHMU
6 F,T,L	0.19	0.53	3.1	-	154	251	14	158	0.15 / 0.15	59	UX1SP	#7	EMB-27EHBT
1 T	0.15	0.75	11.8	-	160	-	-4	212	0.25 / -	94	-	-	XVT-2249
1 T	0.11	0.57	6.0	-	114	-	-4	212	0.25 / -	94	-	-	XVT-2295
6 F,L	0.04	0.20	0.6	0.08	49	69	14	158	0.15 / 0.20	157	36XSP	-	F-5EIWT
6 F,T,L	0.04	0.18	0.6	0.16	29	46	-22	176	0.15 / 0.15	157	36XSP	#00	FNI-5E
6 F,T,L	0.10	0.59	1.9	-	97	154	-22	176	0.15 / 0.15	157	1-AHT	#7	FAB-12E
6 F,T,L	0.06	0.35	0.8	0.16	46	74	-22	176	0.15 / 0.15	157	36SLXSP	#00	XVT-2303
6 F,T,L	0.06	0.35	0.8	0.16	46	74	-22	176	0.15 / 0.15	157	36SLXSP	#00	XVT-2304
6 F,L	0.07	0.41	1.6	-	40	69	-4	212	0.15 / -	79	36SLSP	#1	TT191/AS
5 HF,L	0.12	0.72	6.0	-	110*	110	-	176	- / 0.25	34	UX1SP	#7	PMTEF-BE
- HF,L	0.28	0.90	3.0	-	-	160	-10	180	0.20 / 0.20	72	5	#27	PMARKLNG-BE
5 F,L	0.10	0.43	1.0	-	46	137	10	212	0.35 / 0.30	72	36SLSP	#62	UM100SC-B
5 F,L,T	0.14	0.47	2.0	-	46	160	10	212	0.30 / 0.30	72	2SP	#15	UM155SC-B
6 F,HF,L	0.20	0.92	4.0	-	135*	140	-	176	0.40 / 0.25	72	3	#25	UM155SCTPU-B
5 T,HF,L	0.22	0.84	4.0	-	46	69	10	212	0.25 / 0.25	72	3	#25	UM220-G
5 T,HF,L	0.22	0.84	4.0	-	135*	135	-	176	- / 0.40	72	3	#25	UM220SC-B
5 T,L	0.28	1.08	5.0	-	-	135	10	160	- / 0.30	72	5	#35	UM240PU-G
5 T,L	0.08	0.49	2.4	-	114	114	32	212	0.20 / 0.20	94	36SP	#1	HAB-12E
2 T,L	0.12	0.66	1.6	-	57	114	32	212	0.15 / 0.15	94	1-AHT	#7	HAT-12P
2 T,L	0.15	0.84	1.9	-	63	69	32	212	0.15 / 0.15	94	2	#15	HAT-18PW
2 T,L	0.24	1.39	3.1	-	80	103	32	212	0.15 / 0.15	94	4	#125	HAT-24PW
2 T,L	0.05	0.23	1.0	-	29	69	-4	212	0.20 / 0.20	94	36XSP	#00	HNA-8P
2 T,L	0.07	0.33	2.0	-	51	171	-4	212	0.20 / 0.20	94	1-DHT	#1	HNA-18P
6 F,T,L	0.10	0.57	1.9	-	114	154	5	176	0.15 / 0.15	94	36	#7	HNB-12EO
3 F,L	0.12	0.78	4.0	-	69	69	32	158	0.15 / 0.15	118	36LLSP	#15	NHU-12EAAV
3 F,L	0.14	0.82	5.0	-	114	114	14	176	0.15 / 0.15	106	36LL	#7	NNT-20ECDV
3 L,F	0.17	1.04	4.0	-	80	160	-10	212	0.25 / 0.30	72	2HT	#20	A150COS-B
3 F,L	0.20	1.22	3.5	-	57	160	-10	176	0.40 / -	72	2	#25	A150CBSMI-B
3 L,F	0.22	1.27	6.0	-	114	183	-10	230	0.30 / 0.45	72	4	#27	A200COS-B (SS)
3 L,F	0.24	1.52	6.0	-	-	200	-10	180	0.90 / -	72	4	#27	A200CBS-B (SS)

Explanations
■ = applicable
◊ = conditionally applicable
- = not applicable

IMPREG. = impregnated
NBR = acrylo-nitrile-butadiene rubber
PET = polyester
PUR = polyurethane, cross-linked
PVC = polyvinylchloride
SS = slab only
TPU = polyurethane, thermoplastic

Joining
T = Thermofix
F = Flexproof
L = Laced
HF = Hidden Finger

All data are approximate values under standard climatic conditions: 23°C/73°F and 50% relative humidity.

Cover Friction
S = Super Adhesive
A = Adhesive
M = Medium Adhesive
N = Non-Adhesive

Textile & Power Transmission

Product group	Belt type	PLY	For slider bed	For carrying roller	Low noise, back side	Permanently antistatic	Tension member, material	Conveying (top) side, material	Conveying (top) side, surface	Conveying (top) side, color	Back (pulley) side, material	Back (pulley) side, surface	Back (pulley) side, color
Extraline Print Blankets	ENU-20ELBD	2	■	■	■	■	PET	TPU	smooth	black	TPU	impregnated	grey
	ENU-20EXBD	3	■	■	-	■	PET	TPU	smooth	black	TPU	impregnated	grey
	ENU-50AXBD	2	■	■	-	■	AR	TPU	smooth	black	TPU	impregnated	grey
Extraline Crosslapper Aprons	ENB-6EE	2	■	-	-	■	PET	POLY/CL	smooth	black	PUR	impregnated	black
	ENT-6EE	2	■	-	-	■	PET	POLY/CL	textile	black	PUR	impregnated	black
High Duty	3TPF	3	■	■	-	■	PET	wool	fabric	off white	PET	fabric	white

Product group	Belt type	1-sided or 2-sided	Permanently antistatic	Tension member, material	Top side, material	Top side, surface	Top side, color	Pulley side, material	Pulley side, surface	Pulley side, color
TEXTILE POWER TRANSMISSION										
A-Series Belts	A-2	1	■	PA	NBR	rough	green	NBR	longitudinal groove	black
	A-3	1	■	PA	NBR	rough	green	NBR	longitudinal groove	black
	A-4	1	■	PA	NBR	rough	green	NBR	longitudinal groove	black
	A-5	1	■	PA	NBR	rough	green	NBR	longitudinal groove	black
Leather Series Belts	A-3LL	2	■	PA	leather	leather	light grey	leather	leather	light grey
	A-3LT	1	■	PA	PA	fabric	green	leather	leather	light grey
	A-4LL	2	■	PA	leather	leather	light grey	leather	leather	light grey
	A-4LT	1	■	PA	PA	fabric	green	leather	leather	light grey
S-Series Belts	CM18/30F	2	■	PET	NBR	rough	green	NBR	rough	green
	S-10/15	2	■	PA	NBR	rough	light green	NBR	rough	yellow
	S-18/20	2	■	PA	NBR	rough	light green	NBR	rough	yellow
	S-18/30	2	■	PA	NBR	rough	light green	NBR	rough	yellow
	S-33/40	2	■	PA	NBR	rough	light green	NBR	rough	yellow
	S-33/50	2	■	PA	NBR	rough	light green	NBR	rough	yellow
S-Series Tangential Belts	S-140H	2	■	PA	NBR	fine	green	NBR	rough	yellow
	S-250H	2	■	PA	NBR	fine	green	NBR	rough	yellow
	S-250HR	2	■	PA	NBR	rough	green	NBR	rough	light green
	S-251H	2	■	PA	NBR	rough	green	NBR	rough	yellow
	S-390H	2	■	PA	NBR	rough	green	NBR	rough	yellow
	S-391H	2	■	PA	NBR	rough	green	NBR	rough	yellow
TC Series Belts	TC-20EF	1	■	PET	NBR	fine	light green	NBR	rough	black
	TC-35ER	1	■	PET	NBR	rough	light green	NBR	rough	black
	TC35/35ER	1	■	PET	NBR	rough	light green	NBR	rough	black
	TC-55ER	1	■	PET	NBR	rough	light green	NBR	rough	black
TCF Series Belts	TCF-50H	1	■	PET	Hamid®	fine textile	white	Hamid®	fine textile	white
TF Series Aramide Tangential Belts	TF-10	1	■	AR	NBR	fine textile	green	NBR	fine textile	black
	TF-15	1	■	AR	NBR	fine	green	NBR	rough	black
	TF-22	1	■	AR	NBR	rough	green	NBR	rough	black
	TF-33	1	■	AR	NBR	rough	green	NBR	rough	black
	TF-50	1	■	AR	NBR	rough	green	NBR	rough	black
Spindle tapes	W-8	1	■	PET/CO	TPU	impregnated	green	TPU	smooth	black
	TS-5	2	■	PA	PA/CEL	fabric	yellow	NBR	sand	green
	TS-10	2	-	PA	PA	fabric	yellow	PA	fabric	light green
	TS-55	2	■	PA	PA/CO	fabric	yellow	NBR	sand	green
F-Series Belts	F-2	2	■	PA	NBR	rough	green	NBR	impregnated	green

Class of chemical resistance		Joining	Thickness [in.]	Mass of belt per square foot (belt weight) [lbs./sq.ft.]	Pulley diameter, minimum [in.]	Tensile force for 1% elongation per unit of width k1% [lbs./in.]	Admissible tensile force per unit of width k adm [lbs./in.]	Minimum Temperature [°F]	Maximum Temperature [°F]	Coefficient of friction μ of back side on steel driving pulley / stainless steel slider/belt	Manufacturing width [in.]	Clipper (all lacing recommendations are approximate)	Alligator/Staple (all lacing recommendations are approximate)	Belt type
6	F,L	0.10	0.61	4.0	114	91	5	158	0.15 / 0.15	157	UX1SP	#7	ENU-20ELBD	
6	F,L	0.08	0.47	3.1	114	91	5	158	0.15 / 0.15	157	36SLSP	#1	ENU-20EXBD	
6	F,L	0.09	0.53	3.1	286	286	5	158	0.15 / 0.15	157	36SLSP	#1	ENU-50AXBD	
6	F,T,L	0.04	0.20	2.0	34	57	14	149	0.15 / 0.15	157	36SLXSP	#00	ENB-6EE	
6	F,T,L	0.03	0.14	2.0	34	57	14	158	0.15 / 0.15	157	36SLXSP	#00	ENT-6EE	
6	L,STEP	0.24	0.47	2.0	114	137	-4	230	0.15 / -	52	36	#7	3TPF	

Explanations
■ = applicable
◊ = conditionally applicable
- = not applicable

AR = aramide fabric
NBR = acrylo-nitrile-butadiene rubber
PA/CEL = polyamide/cellulose
PA/CO = polyamide/cotton
PET = polyester
PET/CO = polyester/cotton
POLY/CR = polyester, cross linked
PUR = polyurethane, cross-linked
TPU = polyurethane, thermoplastic

Joining
T = Thermofix
F = Flexproof
L = Laced

All data are approximate values under standard climatic conditions: 23°C/73°F and 50% relative humidity.

Cover Friction
S = Super Adhesive
A = Adhesive
M = Medium Adhesive
N = Non-Adhesive

Class of chemical resistance		Joining	Thickness [in.]	Mass of belt per square foot (belt weight) [lbs./sq.ft.]	Pulley diameter, minimum [in.]	Tensile force for 1% elongation per unit of width k1% [lbs./in.]	Nominal Peripheral force per unit of width [lbs./in.]	Minimum Temperature [°F]	Maximum Temperature [°F]	Coefficient of friction μ of back side on steel driving pulley / stainless steel slider/belt	Manufacturing width [in.]	Belt type
2	T	0.11	0.55	2.4	43	126	-4	212	0.45	47	A-2	
2	T	0.13	0.72	5.0	69	206	-4	212	0.45	47	A-3	
2	T	0.20	1.09	12	120	360	-4	212	0.45	47	A-4	
2	T	0.27	1.50	18	171	525	-4	212	0.42	47	A-5	
1	T	0.17	0.82	5.0	46	126	-4	176	0.25	18	A-3LL	
1	T	0.13	0.61	5.0	46	126	-4	176	0.25	18	A-3LT	
1	T	0.25	1.25	12	103	223	-4	176	0.25	18	A-4LL	
1	T	0.19	0.94	12	103	223	-4	176	0.25	18	A-4LT	
2	F	0.13	0.66	2.8	86	246	-4	149	0.40	47	CM-18/30F	
2	T	0.06	0.31	1.6	25	69	-4	212	0.40	94	S-10/15	
2	T	0.08	0.44	2.4	46	126	-4	212	0.40	94	S-18/20	
2	T	0.12	0.61	2.4	46	126	-4	212	0.40	94	S-18/30	
2	T	0.16	0.88	5.0	74	211	-4	212	0.40	94	S-33/40	
2	T	0.20	1.11	5.0	74	211	-4	212	0.40	94	S-33/50	
2	T	0.07	0.39	1.6	27	74	-4	212	0.40	47	S-140H	
2	T	0.09	0.51	4.0	63	166	-4	212	0.40	47	S-250H	
2	T	0.10	0.59	4.0	63	166	-4	212	0.40	47	S-250HR	
2	T	0.12	0.65	4.0	63	166	-4	212	0.40	47	S-251H	
2	T	0.13	0.74	6.0	80	217	-4	212	0.40	47	S-390H	
2	T	0.16	0.96	6.0	80	217	-4	212	0.40	47	S-391H	
2	F	0.08	0.45	1.0	57	120	-4	158	0.40	43	TC-20EF	
2	F	0.10	0.53	2.0	103	217	-4	158	0.40	43	TC-35ER	
2	F	0.14	0.76	2.8	103	217	-4	158	0.40	43	TC-35/35ER	
2	F	0.12	0.66	2.8	143	303	-4	158	0.40	43	TC-55ER	
2	F	0.08	0.45	2.4	137	274	-4	158	0.40	43	TCF-50H	
2	F	0.07	0.36	1.0	57	57	-4	149	0.40	47	TF-10	
2	F	0.08	0.43	1.2	86	86	-4	149	0.40	47	TF-15	
2	F	0.09	0.55	2.4	126	126	-4	149	0.40	43	TF-22	
2	F	0.12	0.66	4.0	188	188	-4	149	0.40	43	TF-33	
2	F	0.15	0.84	5.0	286	286	-4	149	0.40	43	TF-50	
6	F,L	0.03	0.14	0.6	40	34	-4	140	0.40	47	W-8	
2	T,L	0.02	0.10	0.6	14	20	-4	212	0.40	47	TS-5	
2	T,L	0.03	0.14	0.6	14	20	-4	212	0.40	47	TS-10	
2	T,L	0.03	0.16	1.0	23	37	-4	212	0.40	47	TS-55	
2	T	0.07	0.36	2.4	91	-	-4	212	0.15	47	F-2	

Round Belts

<i>Product group</i>	<i>Belt type</i>	<i>Hardness, Shore A</i>	<i>Tension member, material</i>	<i>Friction material</i>	<i>Color</i>
Polycord®	P-CORD02 (R-2)	90	TPU	TPU	green
	P-CORD03 (R-3)	90	TPU	TPU	green
	P-CORD04 (R-4)	90	TPU	TPU	green
	P-CORD05 (R-5)	90	TPU	TPU	green
	P-CORD06 (R-6)	90	TPU	TPU	green
	P-CORD07 (R-7)	90	TPU	TPU	green
	P-CORD08 (R-8)	90	TPU	TPU	green
	P-CORD10 (R-10)	90	TPU	TPU	green
	P-CORD12 (R-12)	90	TPU	TPU	green
P-CORD15 (R-15)	90	TPU	TPU	green	
HABICORD® (Translucent)	HC-3	85	TPU	TPU	translucent
	HC-4	85	TPU	TPU	translucent
	HC-5	85	TPU	TPU	translucent
	HC-6	85	TPU	TPU	translucent
	HC-7	85	TPU	TPU	translucent
	HC-8	85	TPU	TPU	translucent
	HC-10	85	TPU	TPU	translucent
	HC-12	85	TPU	TPU	translucent
HC-15	85	TPU	TPU	translucent	
HABICORD® (Green)	H-CORD03	85	TPU	TPU	green
	H-CORD04	85	TPU	TPU	green
	H-CORD05	85	TPU	TPU	green
	H-CORD06	85	TPU	TPU	green
	H-CORD07	5	TPU	TPU	green
	H-CORD08	85	TPU	TPU	green
	H-CORD10	85	TPU	TPU	green
	H-CORD12	85	TPU	TPU	green
H-CORD15	85	TPU	TPU	green	
Habiblue (Food Grade Round Belts)	HABIBLUE3	85	TPU	TPU	cobalt blue
	HABIBLUE4	85	TPU	TPU	cobalt blue
	HABIBLUE5	85	TPU	TPU	cobalt blue
	HABIBLUE6	85	TPU	TPU	cobalt blue
	HABIBLUE7	85	TPU	TPU	cobalt blue
	HABIBLUE8	85	TPU	TPU	cobalt blue
	HABIBLUE10	85	TPU	TPU	cobalt blue
HABIBLUE12	85	TPU	TPU	cobalt blue	

	Class of chemical resistance	Joining	Diameter [in.]	Diameter [mm]	Mass of belt per square foot (belt weight) [lbs./sq.ft.]	Pulley diameter, minimum [in.]	Tensile force per unit of width for 8% elongation at 8% [lb/in]	Nominal peripheral force [lb/in]	Minimum Tension Continuous	Maximum Temperature [°F]	Coefficient of friction μ of back side on steel driving pulley / stainless steel sliderbed	Belt type
6	Q	0.08	2	0.003	0.8	1	1	-4	122	0.30	P-CORD02 (R-2)	
6	Q	0.12	3	0.006	1.2	3	2	-4	122	0.30	P-CORD03 (R-3)	
6	Q	0.16	4	0.010	1.6	5	3	-4	122	0.30	P-CORD04 (R-4)	
6	Q	0.20	5	0.016	2.0	8	5	-4	122	0.30	P-CORD05 (R-5)	
6	Q	0.24	6	0.023	2.4	11	8	-4	122	0.30	P-CORD06 (R-6)	
6	Q	0.28	7	0.031	2.8	16	10	-4	122	0.30	P-CORD07 (R-7)	
6	Q	0.32	8	0.040	3.1	20	13	-4	122	0.30	P-CORD08 (R-8)	
6	Q	0.39	10	0.063	4.0	31	21	-4	122	0.30	P-CORD10 (R-10)	
6	Q	0.47	12	0.091	5.0	45	31	-4	122	0.30	P-CORD12 (R-12)	
6	Q	0.59	15	0.143	6.0	71	48	-4	122	0.30	P-CORD15 (R-15)	
6	Q	0.12	3	0.005	1.2	4	3	-4	122	0.50	HC-3	
6	Q	0.16	4	0.011	1.6	5	3	-4	122	0.50	HC-4	
6	Q	0.20	5	0.017	2.0	8	6	-4	122	0.50	HC-5	
6	Q	0.24	6	0.024	2.4	11	8	-4	122	0.50	HC-6	
6	Q	0.28	7	0.032	2.8	16	11	-4	122	0.50	HC-7	
6	Q	0.32	8	0.039	3.1	18	13	-4	122	0.50	HC-8	
6	Q	0.39	10	0.065	3.9	33	22	-4	122	0.50	HC-10	
6	Q	0.47	12	0.088	4.7	45	31	-4	122	0.50	HC-12	
6	Q	0.59	15	0.140	5.9	56	39	-4	122	0.50	HC-15	
6	Q	0.12	3	0.005	1.2	4	3	-4	122	0.50	H-CORD03	
6	Q	0.16	4	0.011	1.6	5	3	-4	122	0.50	H-CORD04	
6	Q	0.20	5	0.017	2.0	8	6	-4	122	0.50	H-CORD05	
6	Q	0.24	6	0.024	2.4	11	8	-4	122	0.50	H-CORD06	
6	Q	0.28	7	0.032	2.8	16	11	-4	122	0.50	H-CORD07	
6	Q	0.32	8	0.039	3.1	18	13	-4	122	0.50	H-CORD08	
6	Q	0.39	10	0.065	3.9	33	22	-4	122	0.50	H-CORD10	
6	Q	0.47	12	0.088	4.7	45	31	-4	122	0.50	H-CORD12	
6	Q	0.59	15	0.140	5.9	56	39	-4	122	0.50	H-CORD15	
6	Q	0.12	3	0.004	1.2	3	-	14	122	0.40	HABIBLUE3	
6	Q	0.16	4	0.007	1.6	5	-	14	122	0.40	HABIBLUE4	
6	Q	0.20	5	0.011	2.0	8	-	14	122	0.40	HABIBLUE5	
6	Q	0.24	6	0.015	2.4	11	-	14	122	0.40	HABIBLUE6	
6	Q	0.28	7	0.021	2.8	16	-	14	122	0.40	HABIBLUE7	
6	Q	0.32	8	0.027	3.1	20	-	14	122	0.40	HABIBLUE8	
6	Q	0.39	10	0.042	4.0	32	-	14	122	0.40	HABIBLUE10	
6	Q	0.47	12	0.061	5.0	46	-	14	122	0.40	HABIBLUE12	

Explanations

- = applicable
- ◇ = conditionally applicable
- = not applicable

TPU = polyurethane, thermoplastic

Joining

Q = Quickmelt

All data are approximate values under standard climatic conditions: 23°C/73°F and 50% relative humidity.

Glass, Aluminum, Specialty and Airslide

Product group	Belt type	PLY	For slider bed	For carrying roller	Permanently antistatic	Metal detector suitable	Troughing suitable	Power turn suitable	Nosebar suitable	Tension suitable	Tension member, material	Cover friction	Conveying side, material	Conveying side, surface	Conveying side, color	Back side, material	Back side, surface	Back side, color
GLASS AND ALUMINUM																		
High Temp (Solid Woven and Nonwoven)	HIT/FG/3	3	■	-	-	-	-	-	-	-	glass fabric	N	glass fabric	rough textile	beige	glass fabric	rough textile	beige
	HIT/APA/4	4	■	■	-	■	■	-	-	-	aramide	N	aramide	fabric	yellow	aramide/PAN	fabric	yellow/black
	HIT/A/N300A	-	■	■	-	■	■	-	-	-	aramide	N	aramide	buffed	yellow	aramide	buffed	yellow
	HIT/A/N380A	2	■	■	-	-	-	■	-	-	aramide	N	aramide	buffed	yellow	TPU	impregnated	white
	HIT/A/N500	-	■	■	-	■	■	-	-	-	aramide	N	aramide	buffed	yellow	aramide	buffed	yellow
SPECIALTY																		
	EAT-8P	2	■	■	■	-	-	-	-	-	PA	A	NBR	rough	black	PUR	impregnated	black
	ENI-12P	2	■	■	■	-	-	-	■	■	PA	N	PUR	impreg.	black	PUR	impregnated	black
	ENI-5EE	2	■	■	■	-	-	-	-	-	PET	N	PUR	impreg.	black	PUR	impregnated	black
	ENI-5P	2	■	■	■	-	-	-	-	-	PA	N	PUR	impreg.	black	PUR	impregnated	black
	HNA-8P	2	■	■	■	-	-	-	-	-	PA	N	PUR	smooth	green	PUR	impregnated	black
	HNA-18P	3	■	■	■	-	-	-	-	-	PA	N	PUR	smooth	green	PUR	impregnated	black
	R-ITEF-T	1	■	■	-	■	-	-	-	-	aramide	N	teflon	smooth	tan	teflon	smooth	tan
	WVT-140	2	■	■	■	■	■	■	-	-	aramide	S	silicone	smooth	white	aramide	fabric	beige

Product group	Belt Type	Ply	Tension member, material	Thickness [in.]	Mass of belt per square foot (belt weight) m ² [lbs./sq.ft.]	Fill tensile strength, [lbs./in.]	Warp tensile strength, [lbs./in.]	Air Permeability (CFM*ft ²) at pressure drop 0.5 / 8.0 / 20 (inch of water)	Manufacturing Width [in.]	Belt Type
AIRSLIDE (AIR CONVEYING)										
Polyair (Polyester Nonwoven)	NW/AGC 2000	-	PET	0.21	0.78	1500	1500	<1.8 / 13.0 / 33.0	72	NW/AGC 2000
Solid Woven Polyester	SWP/4	4	PET	0.20	0.70	1800	2200	<1.8 / 16.0 / 35.0	84	SWP/4
	SWP/5	5	PET	0.24	0.86	2500	2200	<1.8 / 7.0 / 15.0	84	SWP/5
	SWP/6	6	PET	0.27	1.02	2500	3000	<1.8 / 7.0 / 16.0	84	SWP/6
High Temperature	HIT/FG/3	3	glass fabric	0.28	1.68	900	3000	7.0 / 0.0 / 0.0	MW	HIT/FG/3
	HIT/APA/4	4	aramide	0.19	0.59	1800	3000	<1.8 / 12.5 / 32.0	MW	HIT/APA/4

	Class of chemical resistance	Thickness [in.]	Mass of belt per square foot (belt weight) [lbs./sq.ft.]	Pulley diameter, minimum [in.]	Tensile force per unit of width, minimum [in.]	Admissible tensile force per unit of width k2% [lbs./in.]	Minimum tensile force per unit of width k adm [lbs./in.]	Continuous Maximum Temperature [°F]	Continuous Manufacturing Temperature [°F]	Clipper (all lacing recommendations are approximate)	Alligator/Staple (all lacing recommendations are approximate)	Belt type
-	L	0.28	1.68	6	-	200	32	1202	MW	5SS	#27	HIT/FG/3
-	L,S	0.19	0.59	3	-	125	-	800	MW	3SS	#20	HIT/APA/4
-	L,S	0.31	0.66	3	-	250	-	800	60	5SS	#27	HIT/A/N300A
-	HF,L	0.31	0.66	3	251	251	-	799	56	5SS	#45	HIT/A/N380A
-	L,S	0.50	0.66	3	-	-	-	800	60	-	#65	HIT/A/N500
2	T	0.08	0.42	0.8	40	69	32	212	94	36SP	#1	EAT-8P
2	T	0.06	0.35	2.4	91	211	-4	212	47	36XSP	#00	ENI-12P
6	F,T,L	0.05	0.24	0.8	29	46	-22	176	94	36SLXSP	#00	ENI-5EE
2	T,L	0.04	0.23	0.8	46	91	-4	212	47	36XSP	#00	ENI-5P
2	T,L	0.05	0.23	1.0	29	69	-4	212	94	36XSP	#00	HNA-8P
2	T,L	0.07	0.33	2.0	51	171	-4	212	94	1-DHT	#1	HNA-18P
8	F,L	0.02	0.10	2.0	80	29	-22	482	63	25SP	#00	R-ITFE-T
5	T,L	0.07	0.37	2.4	23	57	-22	356	59	36SLSP	#1	WVT-140

Explanations

- = applicable
- ◊ = conditionally applicable
- = not applicable

PAN = polyacrylnitrile fabric
 TPU = polyurethane, thermoplastic

Joining

- HF = Hidden Finger
- L = Laced
- S = Sewn

All data are approximate values under standard climatic conditions: 23°C/73°F and 50% relative humidity.

Cover Friction

- S = Super Adhesive
- A = Adhesive
- M = Medium Adhesive
- N = Non-Adhesive

* CFM = cubic feet / minute

MW = Solid Woven products are woven to width. Please check with your Habasit representative to assure that the width you are interested in is both available and in stock.

Belt Index

2P120/GP/GRV W	12	F2	24	NAB-5EEWV 11	12
2P120/SG W	12	F-2EQWT 05	10	NAB-8EEWV 11	12
2PN120/GP SE	4	F-3EQWT 09 (XVT-2381)	10	NAB-8EEDV 11	4,20
3P120/10/0/DPW	12	F-5EIWT	10, 22	NAB-10ELBV	4
A90COS-B	6	F-5EQWT 05	10	NAB-10ELDV 11	4
A90FBS-B	6	F-5EXCT (XVT-2396)	10	NAB-12EEDV 11	4,20
A120FBS-B	6	F-5EXWT 05	10	NAB-15EVDV	4
A120COS-B	6,20	F-8EQWT 05	10	NAB-18EEAV	4,16,20
A120CBS-B	6	F-8EXWT 05	10	NAJ-8EEBV 11	4
A120CHEV-B	8	FAB-2E	10	NAJ-8EXDV 11	4,20
A120CRES-B	6	FAB-2E+H15	12	NAL-12ELBV	4
A120RT-B	6	FAB-5EB	10	NAS-8EHDV (NVT-182)	4,16,18
A125COS-W	14	FAB-5EIWH	10	NHB-5EKBV	4
A125CRES-B	6	FAB-5ER	12	NHB-10EKBV 11	4
A125CRES-W	14	FAB-5E+H15	12	NHM-10EKBV 07	4
A150APC-B	6	FAB-8E+H15	12	NHU-8EETV 11	4
A150COS-B	6,20,22	FAB-12E	10,22	NHU-12EAAV	4,22
A150CBSMI-B	6,22	FAB-10EVCW	12	NNT-8EEWE 11	12
A150CRES-B	6	FAB-12EOWV	12	NNT-10ENBU	4
A150FBS-B	6	FAF-12E	10	NNT-10ESBU	4
A155COS-W	14	FAQ-5E	10	NNT-20ECDV	4,22
A155CRES-B	6	FAW-5E	10	NSB-12EHAV	4,16,18
A155CRES-W	14	FAW-8EOWV	12	NSL-10ELBV 11	4
A200FBS-B	8	FMB-5EQ	10	NSL-10ESBV	4
A200CBS-B	22	FMD-2EIH	10	NSW-5ELAV	4
A200COS-B	8,22	FMT-02TXC	10	NVT-298	4
APH120COS	6	FNB-5E+H15	12	NW/AGC2000	28
APH120FBS	6	FNB-5EQ	10	PM100RCOS-W	14
APH150HFS	6	FNB-6EVWQ+H15	12	PM135RCOS-TH15	12,14
APH150HTS	6	FNB-8E+H15	12	PM135RCOS-WH15	12,14
APH150LR	6	FNB-12EVCQ+H15	12	PM405FBS-BR	14
APH150RT	6	FNI-2E	10	PMARKLNG-BE	6,16,18,20,22
APH200HFS	6	FNI-5E	10,20,22	PMAKLNG-BR	6,18
CM100FBS	14	FNI-5EI	10	PMRT-W	14
CM200FBS	14	FNI-5ER	12	PMTEF-BE	14
CNB-5E	12	FNI-6EIC	10	R-1TEF-T	14, 28
CNB-5EVWW	12	FNI-12E	10,20	R2-160RTXB-GP	8,20
CNB-6EB	12	FNR-5RFWR	12	R2-160RTXB-GUM	8
CNB-6EBC	12	FNT-5P	12	R2TW-W	14
CNW-5E	12	FNT-5PC	12	R3BUT-W	14
E-5EXBT	6	FNT-8EFWE	12	R3GUMRT-T	8
E-16EHMU	22	HAB-12E	20, 22	R3KLNG-BR	8
EAT-8P	28	HAG-12E	16,18,20	R3TEF-W	14
EMB-12EMCH	14,20	HAL-12E	4	R3URT-OE	8,16,18
EMB-27EHBT	6,22	HAR-12E	4,16,	RDGRP-R	8,16,18
ENA-151AEBH	20	HAT-5E	16	RGLIDE-T	8
ENB-6EE	24	HAT-8P	16,20	RPH2-90BxB-FR	8
ENI-5EE	28	HAT-12P	16,20,22	RPH2-90TXB-FR	8
ENI-5P	16,28	HAT-18PW	16,20,22	RPH2-160RTXBFR	8
ENI-10E 07	20	HAT-24PW	16,18,20,22	RPH2-160TXB-FR	8
ENI-12P	28	HNA-8P	28	RPH3-135BxB-FR	8
ENR-12E	20	HNA-18P	28	RPH3-200BxB-FR	8
ENR-12EGSL (XVT-2334) ..	20	HNB-5E	14	RPH3-265BxB-FR	8
ENT-6EE	24	HNB-8E	14	RPH3-265TXB-FR	8
ENT-12E	20	HNB-12EO	14,22	SAB-5E 07	4
ENU-20ELBD	24	HNU-8P	16	SAG-8E 07	4,16
ENU-20EXBD	24	HSL-8E	4	SAG-12E	4,16,18
ENU-50AXBD	24	HSW-5EB	4	SAQ-8E 07	4

SAW-5E 07	4	UMS140HMBBS-B	6..	TC-35/35ER	8,18,24
SNB-5E 07	4	UMS140HMSD-B.....	6	TC-55ER	8,24
SNB-12E 07	4,20	WVT-138.....	12	TCF-50H	24
ST100/U GLOSS (WVT-147)	10	WVT-140.....	12, 28	TF-10.....	8,24
ST200 BXB RIB	10	WVT-143.....	12, 28	TF-15.....	8,24
ST200/HR MATT	10	WVT-191.....	14	TF-15H	24
SWP/2 PLY HEAT SET.....	14	WVT-211.....	14	TF-22.....	8,24
SWP/4	14,28	XVT-2249	22	TF-33.....	8,24
SWP/4 PLY HEAT SET.....	14	XVT-2295	22	TF-50.....	8,24
SWP/5	14,28	XVT-2303	10,22	TF-75T.....	8
SWP/6	14,28	XVT-2304	10,22	TF-100T.....	8
T04 A	10	A-2	20,24	A-1	16
T04/RH BRN	10	A-3	20,24	F-0.....	16
T05/JC	10	A-3LL	20,24	F-1.....	16
T07/U MARS EMB (FAZ-4EQWZ) ..	10	A-3LT	20,24	HAM-5P	16
T15 PX (FMB-2EQ)	10	A-4	20,24	HNI-5PE	16
T131/U MATT	12	A-4LL	20,24	MAB-02	16
TC13/NM	10	A-4LT	20,24	MAB-05	16
TM120FBS-B	6	A-5	20,24	MAB-8E	16
TM120RT-B	6	CM-18/30F	18,24	MAM-04H.....	16
TM120LR-B	6	F-2	24	MAM-05HP.....	16
TM447-B	6	S-10/15.....	24	MAM-5E	16
TMIPH135LR.....	6	S-18/20.....	24	MAM-5P	16
TMIPH529FBS.....	6	S-18/30.....	18,24	MAM-8P	16
TMIPH533EMB	6	S-33/40.....	24	MAT-02H.....	16
TMIPH633EMB	6	S-33/50.....	18,24	MAT-5P	16
T/NPW	10	S-140H	24	MNI-7P	16
TT12	12	S-250H	24	MNT-5P (XVT-2120).....	16
TT12 MATT BL	12	S-250HR.....	24	MNT-8P.....	16
TT12/AS MATT G.....	12	S-251H	24	MVT-5E (XVT-2335).....	16
TT12/AS MATT W	12	S-390H	24	MVT-6P	16
TT12/HR MATT	12	S-391H	24	WVT-125	4,16
TT12/U	14	TC-20EF	8,24	TS-10	24
TT20/RP	10	Habablue 3.....	26	TS-5	24
TT59 08	10	Habablue 4.....	26	TS-55	16,24
TT124/AS/PP	14	Habablue 5.....	26	W-8	16,24
TT140/F	10	Habablue 6.....	26	CT-18/30E	18
TT140/U RIB 08.....	10	Habiblue 10	26	CT-18/40E	18
TT160 SILK	10	HABICORD® 3 (984 ft. coil)	26	CT-18/55E	18
TT162BL+H15	12	HABICORD® 4 (820 ft. coil)	26	XVT-2205.....	18
TT162W+H15	12	HABICORD® 5 (820 ft. coil)	26	XVT-2213.....	18
TT173/U	12	HABICORD® 6 (820 ft. coil)	26	XVT-2226.....	18
TT191/AS.....	10,22	HABICORD® 6 (656 ft. coil)	26	XVT-2236.....	18
TT247	10	HABICORD® 7 (656 ft. coil)	26	XVT-2237.....	18
UM100SC-B	6,20,22	HABICORD® 8 (656 ft. coil)	26	XVT-2238.....	18
UM100-W	14	HABICORD® 10 (328 ft. coil) ..	26	XVT-2398.....	16
UM155SCTPU-B	22	HABICORD® 10 (328 ft. coil) ..	26		
UM155SC-B	6,20,22	HABICORD® 12 (328 ft. coil) ..	26		
UM155SPVC-A	6,18	HABICORD® 15 (164 ft. coil) ..	26		
UM220-G	6,20,22	Polycord® 2 (1966 ft. coil).....	26		
UM220SC-B	6,22	Polycord® 3 (984 ft. coil).....	26		
UM240PU-G	20,22	Polycord® 3 (984 ft. coil).....	26		
UMPH140BWPT	6	Polycord® 4 (820 ft. coil).....	26		
UMSPH150FXG.....	6	Polycord® 4 (820 ft. coil).....	26		
UMS130EMB-B	6	Polycord® 5 (820 ft. coil).....	26		
UMS130LR-B	6	Polycord® 5 (820 ft. coil).....	26		
UMS130RT-B.....	6	Polycord® 6 (820 ft. coil).....	26		
UMS130SC-B	6	Polycord® 6 (820 ft. coil).....	26		
		Polycord® 7 (656 ft. coil).....	26		
		Polycord® 7 (656 ft. coil).....	26		
		Polycord® 8 (656 ft. coil).....	26		
		Polycord® 8 (656 ft. coil).....	26		
		Polycord® 10 (328 ft. coil).....	26		
		Polycord® 10 (328 ft. coil).....	26		
		Polycord® 12 (328 ft. coil).....	26		
		Polycord® 12 (328 ft. coil).....	26		
		Polycord® 15 (164 ft. coil).....	26		
		Polycord® 15 (164 ft. coil).....	26		
		TC-35ER	8,18,24		

Habasit America
805 Satellite Boulevard
Suwanee, GA 30024-7124
ph: (800) 458-6431
fax: (800) HABASIT
www.habasitamerica.com
email: info.america@us.habasit.com

