



December 2011

Haywood County

# State of Health Report

2177 Asheville Road  
Waynesville, NC  
28786  
p 828.452.6675



Promoting healthy lifestyles and a safe environment.

Our responsibility to the citizens of Haywood County  
is to assess the health needs  
and cooperate with the community  
to assure a safe environment,  
to provide quality public health services,  
and promote healthy lifestyles.

# MISSION STATEMENT





*Services Offered*

- Adult Health
- Child Health
- Communicable Disease Control
- Dental Clinic
- Environmental Health
- Family Planning
- General Clinic
- Health Check
- Health Choice
- Health Education & Promotion
- Healthy Haywood
- Laboratory
- Care Coordination for Children
- Prenatal Care
- School Health
- WIC Nutrition Program
- Pregnancy Case Management



**Lisa Davis**

*Child Health Supervisor*

**Joyce Fuchs**

*Budget Officer*

**Diana Garlough**

*Dental Office Manager*

**Dr. Keith Grant**

*Dental Director*

**Pam Henson**

*Laboratory Supervisor*

**Wilma Henson**

*Management Support  
Supervisor*

**Julia Plemmons**

*Director of Nursing*

**Carmine Rocco**

*Health Director*

**Marcia Tate**

*Nutrition/WIC Director*

**Steve Valentine**

*Environmental Health  
Supervisor*



**Management Team**



Board of  
Health

Dr. Kristel Causby/Optometrlist

Martha L. Cicchinelli/Public Member

Judith Covin/Registered Nurse - Vice Chair

Kimberly Ferguson/Pharmacist

Vicky Gribble/Public Member

Robert J. Knoedler/Engineer - Chairman

Dr. David McCracken/Veterinarian

Dr. Eric S. Morrison/Dentist

Nancy Rathbone/Public Member

Mark S. Swanger Jr./Commissioner

Dr. James Weaver/Physician



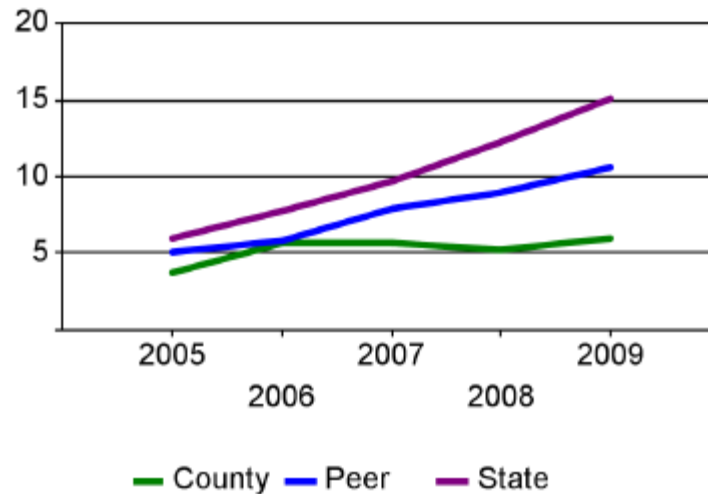




# Haywood County **Population** Estimate



**Percent of Population Change Since  
Base Year 2000**



**Peers**  
[Ashe](#)  
[Cherokee](#)  
[Macon](#)

**Indicator Raw Values**

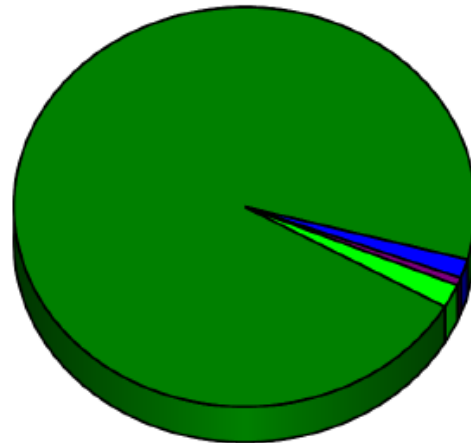
Year	County	Peer Avg.	State
2005	56,129	27,548	8,570,234
2006	57,166	27,714	8,719,727
2007	57,189	28,266	8,877,950
2008	56,945	28,567	9,073,031
2009	57,367	28,987	9,302,373

\*\*Raw Data: unanalyzed data; data not yet subjected to analysis



# Haywood County Population By Race

Race Value Graph



	Value
White	55,024
Black	883
American Ind	363
Other	1,097

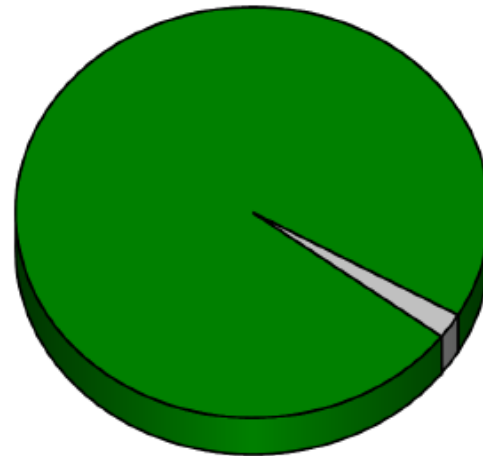
- 2009 - White
- 2009 - Black
- 2009 - American In...
- 2009 - Other



# Haywood County Population By Ethnicity



**Ethnicity Value Graph**



2009 - Hispanic  
2009 - Non Hispanic

Hispanic	1,143
Non Hispanic	56,224





# Haywood County Demographics

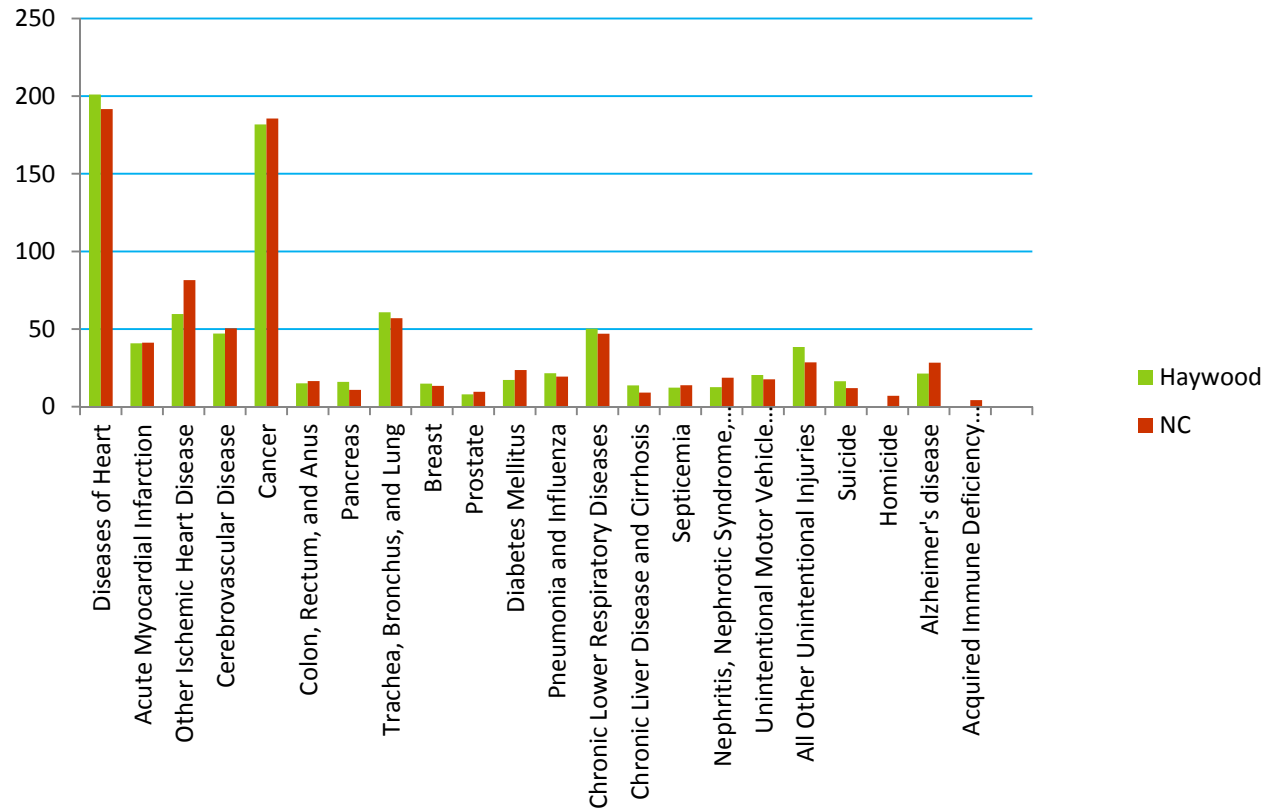
## Compared to State

People QuickFacts	Haywood County	North Carolina
Population, 2010	59,036	9,535,483
Population, percent change, 2000 to 2010	9.3%	18.5%
Population, 2000	54,033	8,049,313
Persons under 5 years, percent, 2010	4.9%	6.6%
Persons under 18 years, percent, 2010	19.5%	23.9%
Persons 65 years and over, percent, 2010	21.0%	12.9%
Female persons, percent, 2010	51.7%	51.3%
White persons, percent, 2010 (a)	95.5%	68.5%
Black persons, percent, 2010 (a)	1.1%	21.5%
American Indian and Alaska Native persons, percent, 2010 (a)	0.5%	1.3%
Asian persons, percent, 2010 (a)	0.4%	2.2%
Native Hawaiian and Other Pacific Islander, percent, 2010 (a)	Z	0.1%
Persons reporting two or more races, percent, 2010	1.1%	2.2%
Persons of Hispanic or Latino origin, percent, 2010 (b)	3.4%	8.4%
White persons not Hispanic, percent, 2010	93.8%	65.3%
Median household income, 2009	\$40,380	\$43,754
Persons below poverty level, percent, 2009	15.2%	16.2%

Source: [www.quickfacts.census.gov](http://www.quickfacts.census.gov)



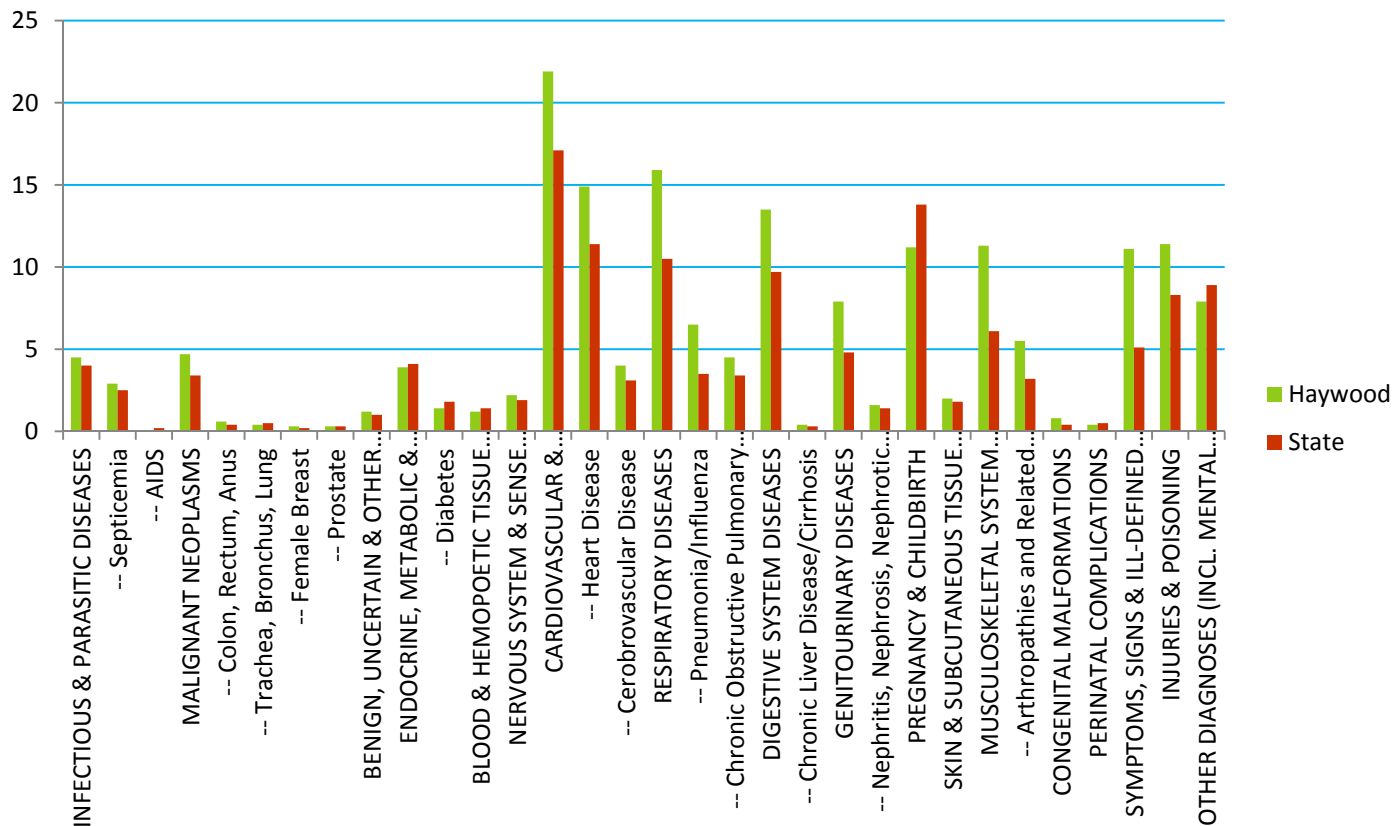
# Leading Causes of Death – Mortality 2005 - 2009



Source: North Carolina Center for State Health Statistics



# Leading Causes of Hospitalization – Morbidity Discharge Rate Per 1000 Population – 2009



Source: North Carolina Center for State Health Statistics

# January thru October 2011



## Communicable Disease Report

ANIMAL BITES/Domestic	138
ANIMAL BITES/Wild	6
AIDS	1
CAMPYLOBACTER INFECTION	2
CHLAMYDIA - Lab confirmed	103
CRYPTOSPORIDIOSIS	2
ENCEPHALITIS (LAC)	1
GENITO-URINARY (non-PID) Gonorrhea	0
GONORRHEA	8
HEMOPHILUS INFLUENZAE, Invasive disease	0
HEPATITIS C, ACUTE	1
HIV INFECTION	1
LEGIONELLOSIS	2
MENINGITIS, PNEUMOCOCCAL	0
MENINGOCOCCAL DISEASE, Invasive	0
NON-GONOCOCCAL URETHRITIS (NGU)	6
PERTUSSIS (Whooping Cough) Lab confirmed	3
SALMONELLOSIS	3
SHIGELLOSIS	0
STREPTOCOCCAL INFECTION, Group A, invasive	1
TUBERCULOSIS	0

# January thru October 2011



## Environmental Health Data

### ON-SITE WASTE WATER ACTIVITY

- SITE VISITS 1347
- NUMBER OF APPLICATIONS 419
- SITES EVALUATED 340
- SEPTIC SYSTEMS INSPECTED 316
- COMPLAINTS INVESTIGATED 43
- NOTICE OF VIOLATIONS 1
- TOTAL NUMBER PERMITS ISSUED 654

### WELL PROGRAM ACTIVITY

- PERMITS ISSUED 95
- GROUT INSPECTIONS 96
- CERTIFICATE OF COMPLETION 63
- WELLS SAMPLED 120



# January thru October 2011



## Environmental Health Data *continued*

### COMPLAINTS INVESTIGATED

•GARBAGE/REFUSE_____	18
•DEBRIS/JUNK_____	33
•MOSQUITOES_____	7
•MOLD_____	5
•MISC._____	29
•Total Complaints Investigated _____	92

### FOOD AND LODGING ACTIVITY

•INSPECTIONS_____	679
•PERMITS ISSUED_____	146
•COMPLAINTS_____	50
•TEMPORARY FOOD EST. PERMITTED____	58



# Haywood County Dental Clinic

## Patient Demographics

- Asian: .3%
- African American: 2.0%
- White: 92.4%
- Hispanic 5.3%

## Patient Encounters

January – October 2011

2408

## The Dental Clinic Treats

- Self Pay –  
(Based on Household Income)
- Children with Medicaid
- Children with Health  
Choice
- Adults with Medicaid
- Dental Insurance





# Haywood County WIC

## WIC Serves

- Women* –  
Pregnant & postpartum  
(up to one year if breastfeeding)
- Infants* –  
Birth to 1 year of age
- Children* –  
1 year old up to 5 years old

## PURPOSE

The WIC program is designed to prevent & improve nutrition related health problems.

## FUNDING

100% Federal Dollars  
Through the NC Nutrition  
Services Branch





❑ State Assigned Caseload:  
1,386

❑ Serves:  
1,483 = 107%



# Haywood County WIC

## Funds for Haywood County

HCHD Program Budget.....\$261,276

(Fiscal Year 2010-2011/July 1<sup>st</sup> – June 30th)

Vendors (9) .....\$854,484

(\$ reimbursed to grocery stores for WIC vouchers)

Total Spent in County.....\$1,115,760

# Breastfeeding Counselor Serves:

**200 Clients / Year**



## Haywood County WIC

### How Mothers are Supported by WIC

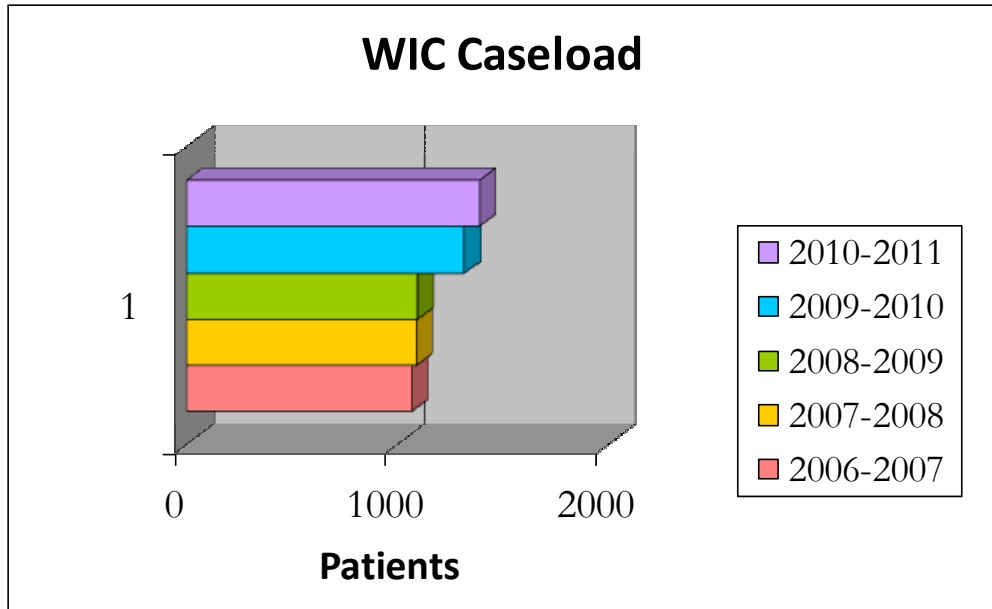
- Breastfeeding Peer Counselor
- Trained Nutritionists
- Breast Pumps

### Why Breastfeeding is a Goal

- Healthiest way to feed babies



# WIC Caseload



<u>Year</u>	<u>Caseload</u>	<u>Funding</u>
2006-2007	1,070	\$161,941
2007-2008	1,091	\$164,745
2008-2009	1,096	\$183,562
2009-2010	1,317	\$244,023
2010-2011	1,386	\$271,276





A program of the Haywood County Health Department &  
Certified Healthy Carolinians Partnership since 1999.

To improve the health  
of Haywood County citizens.

Healthy Haywood


# MISSION STATEMENT

[healthyhaywood.org](http://healthyhaywood.org)





# Healthy Living • Substance Abuse • Mental Health



**Teams work towards completing action plan goals on a 4 year cycle.**

# What keeps people in Haywood County from being healthy?

- Unhealthy Food (27 groups)
- Attitude/Don't Care (21)
- Low Income (20)
- Lack of Exercise (19)
- Lack of Knowledge (17)
- No Insurance (17)
- Lack Access to Doctor/Dentist (15)
- Pollution (13)
- Lack of Time (12)
- Smoking/Drinking (12)
- Culture (12)



Question taken from Community Health Assessment survey question completed in 2008



# Top 10 Health Priorities

HEALTH ISSUES	TOTALS
1. Overweight/Poor Nutrition	558
2. Cardiovascular Disease	524
3. Substance Abuse (Drugs/Alcohol/Tobacco)	516
4. Cancer	516
5. Mental Health	494
6. Diabetes	490
7. Lack of Access to Care	489
8. Asthma & Lung Problems	484
9. Dental Health	453
10. STDs, AIDS, Communicable Disease	418



**Prioritization Meeting  
May 28, 2009**

# Health Action Teams 2009-2012



## 1 Healthy Living

The Healthy Living team's main focus is Physical Activity & Nutrition. Secondary outcome goals - Help prevent or better manage chronic and preventable diseases such as Cancer, Asthma, Diabetes, Cardiovascular Diseases.



## 2 Substance Abuse

The Substance Abuse team addresses alcohol, tobacco, and other drugs focusing on education and resources through prevention and treatment.



## 3 Mental Health

The Mental Health team focuses on providing education, resources and breaking the stigma that can accompany Mental Health concerns.

**35 different groups took part in the  
Community Health Assessment Survey**

# Healthy Living



## Fitness Challenge

- 2700 participants raising \$27,000
- Gave away \$15,828 in grants/\$5672 in memberships and prizes/\$5500 to conduct the next Fitness Challenge (2012)

## Power of Pink

- 5<sup>th</sup> annual fundraising event/breast cancer detection in Haywood County/Total Participants = 260  
Raised \$20,560 Gross/\$12,103 Net Revenue
- Since 2007, the program has funded 535 procedures for 373 Haywood County women
- Support with planning, volunteers & promotion

## Healthy Articles/Healthy Tips and Opps

- 2 articles and 7 Tips and Opps printed in local newspaper
- 9 Healthy Tips & Opps sent monthly via e-mail to database reaching over 3500 people

## Inspiration of the Month

- 2 winners recognized in the newspaper in article

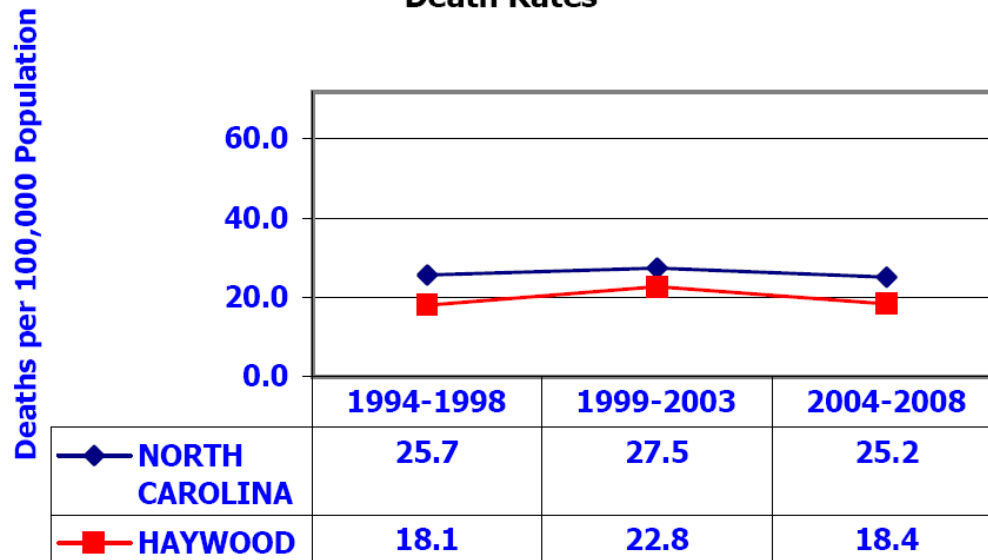
Action Team Progress



# North Carolina & Key Trends in Key Health Indicators: Haywood County



**Age-Adjusted Diabetes Death Rates**



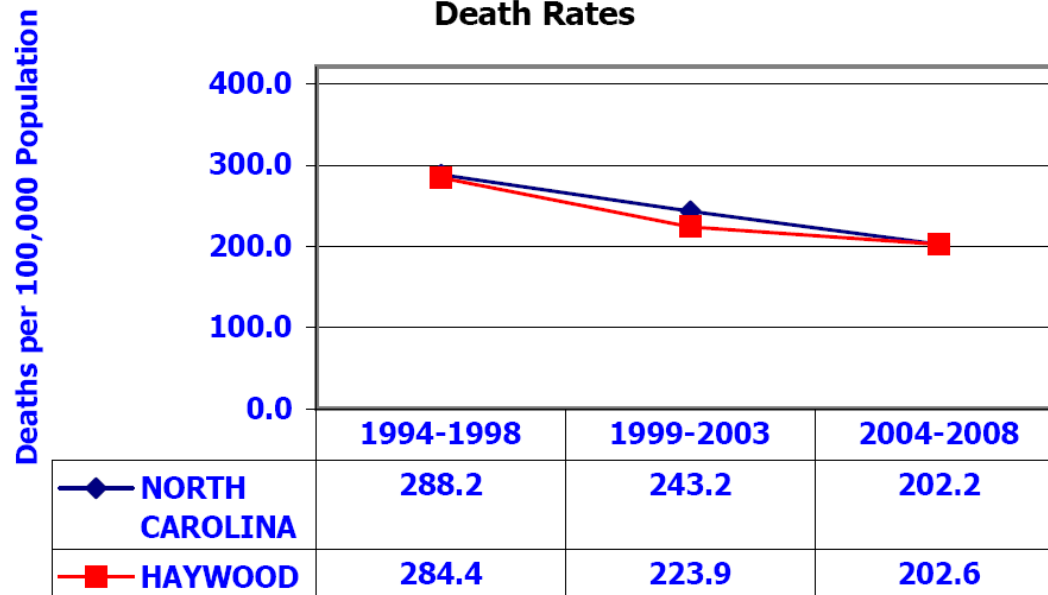




# North Carolina & Key Trends in Key Health Indicators: Haywood County



**Age-Adjusted Heart Disease Death Rates**



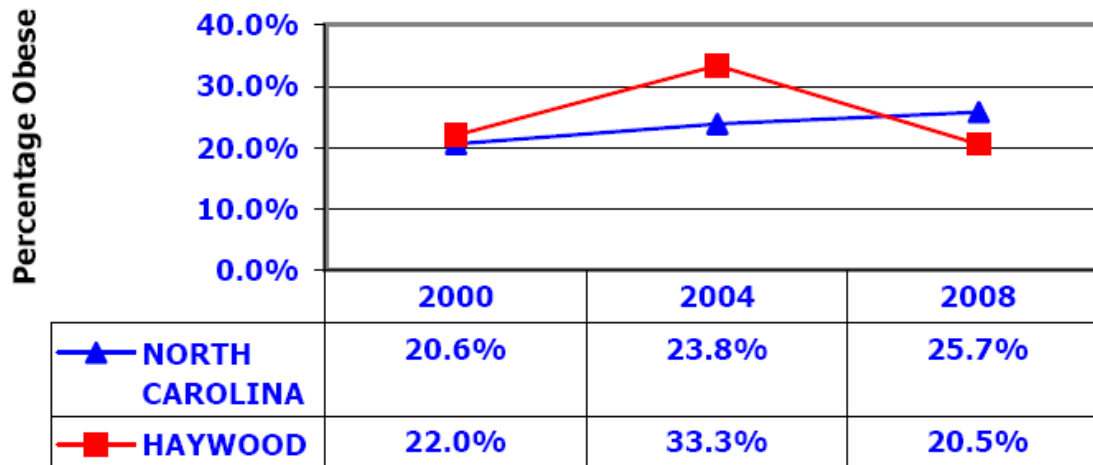


# North Carolina & County Trends

## Key Health Indicators



**Prevalence of Obesity in Children  
Ages 5-11 Years**



\* Based on NC-NPASS data

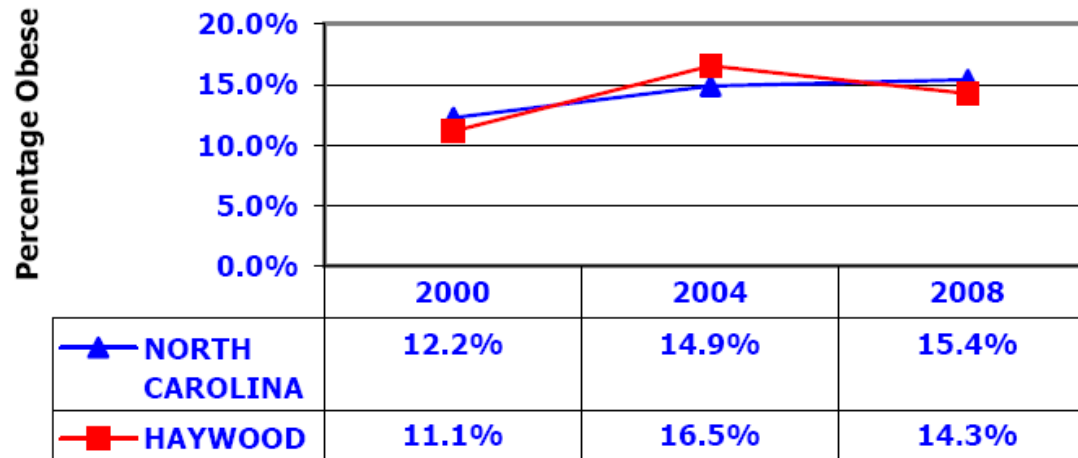


# North Carolina & County Trends

## Key Health Indicators



**Prevalence of Obesity in Children  
Ages 2-4 Years**



\* Based on NC-NPASS data



# Body Mass Index Measurements

## Haywood County Elementary Schools

### 2001 - 2011

School Year	% OW and Obese	% Overweight	% Obese	# of Morbidly Obese
• 2010 – 2011	39%	17.6%	21.6%	63
• 2009 – 2010	40%	18%	22%	65
• 2008 – 2009	40%	19%	21%	72
• 2007 – 2008	39%	18%	21%	65
• 2006 – 2007	36.66%	18%	18%	72
• 2005 – 2006	37%	18.5%	18.5%	50
• 2004 – 2005	38%	19%	19%	54
• 2003 – 2004	35%	17%	18%	62
• 2002 – 2003*	35%	17%	18%	8
• 2001 – 2002	32%	16%	16%	Did not compute the first year.





# Mental Health



## **Support Homeless Shelter in Haywood County**

- Provide education and resources to the homeless community who access the shelter through presentations, literature, and resource guide.
- 5 presentations given by various community agencies

## **Mental Health Display Board**

- Educate/Break Stigma/Bring Awareness/Provide Resources
- Displayed at Haywood County Fair Grounds
- Estimated viewers: 8,000

## **Article of the Month**

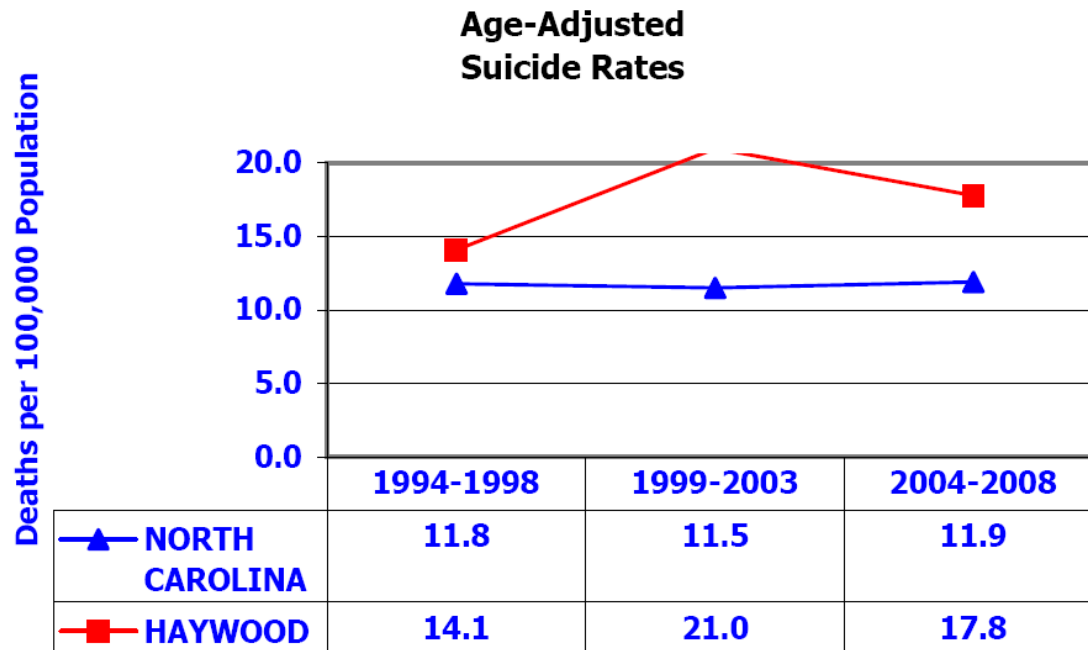
- 3 printed in local newspaper

## **Mental Health E-mail Newsletter to Faith Community**

- 2 issues of newsletter completed this year
- Distributed to 67 faith contacts



# North Carolina & Key Trends in Key Health Indicators: Haywood County







## **Prescription for Safety Coalition**

- 13 meetings (Includes Substance Abuse Team)
- 382 estimated total attendance
- 764 meeting hours

## **Article of the Month**

- 3 printed in local newspaper

## **TATU (Teens Against Tobacco Use)**

- Presented to 658 elementary students & 25 Community College Students
- 32 total classes taught

## **Substance Abuse Resource Guide (Local)**

- Distribution is ongoing (web & print)



# On the Rise



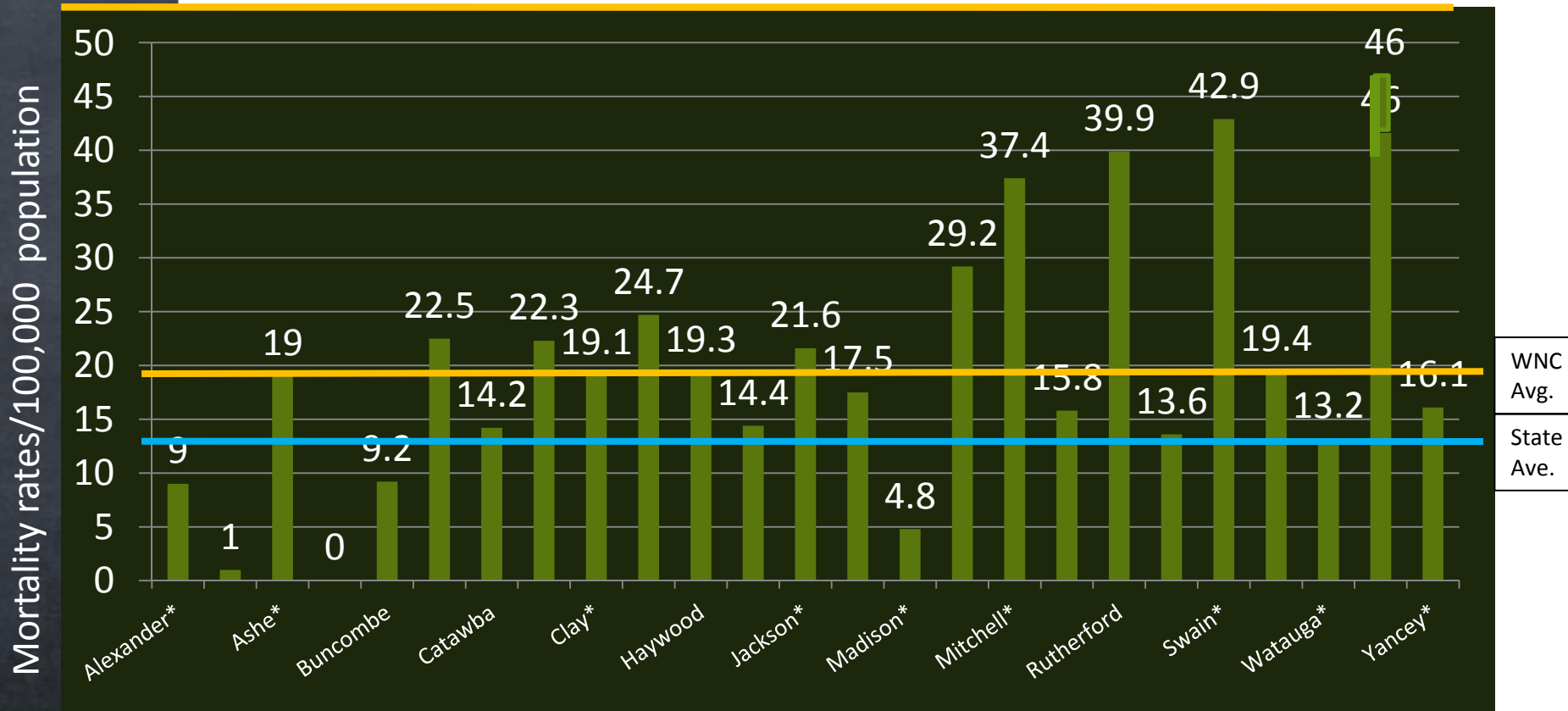
1 in 4 **investigated deaths** in Haywood County are a result of *prescription drug abuse*.

Source: Haywood County Medical Examiner's Office



# Unintentional & Undetermined intent poisoning mortality rates/100,000 population

## Western NC Counties - 2008



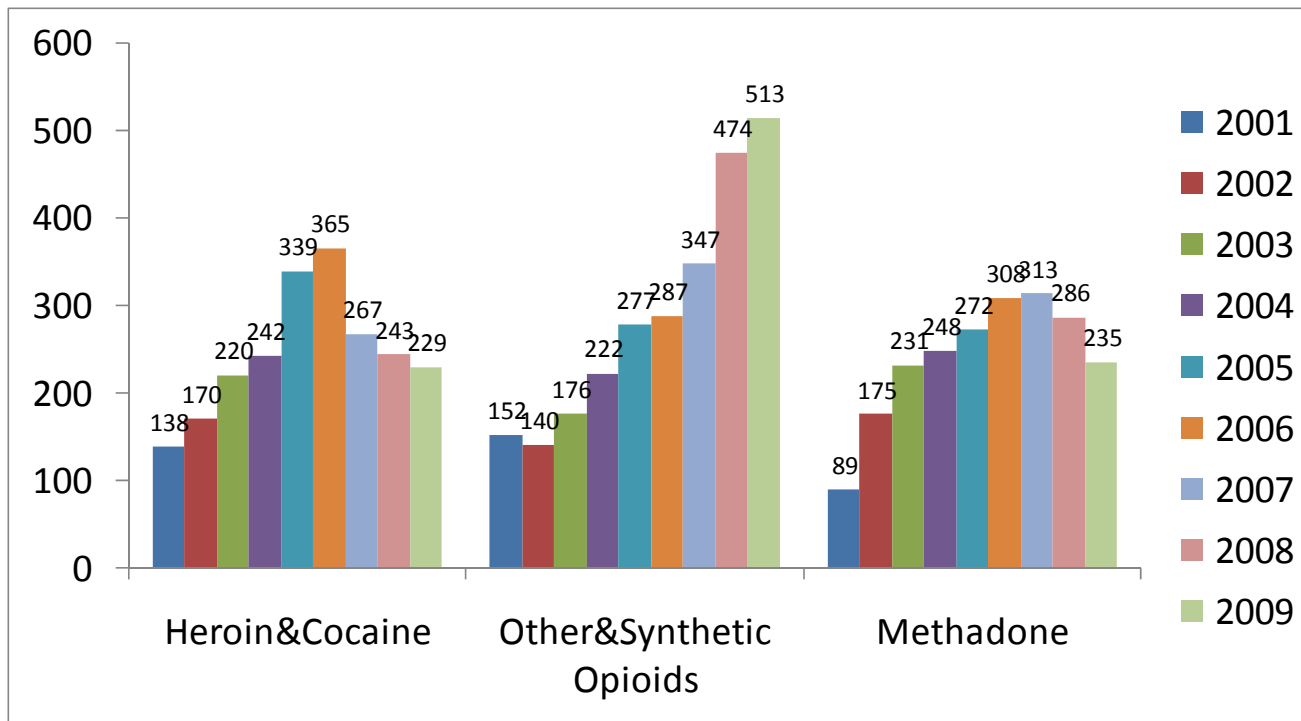
\* Less than 10 deaths

Mortality data source: NC SCHS, August 2009



# Unintentional & Undetermined Poisonings from Narcotics\*: NC Residents 2001-2009

Number of poisoning deaths with a drug mentioned



Source: NC SCHS, \*T-codes (40.1 and 40.5), (40.2 and 40.4) and 40.3, 9/20109



# Prescription for Safety Coalition Successes

1. Clergy Breakfast/March 2011/10 Attended/3 Speakers
2. Educational Handouts/Flyers/50,000 Printed
3. Participating Pharmacies Distributed Flyers with Prescription
4. 54 Community & School Presentations
5. 114 MedSafe Lock Boxes Purchased for Community Use
6. Permanent Drop Boxes at Haywood County Sheriff's Dept. & Waynesville Police Department
7. Coalition LOGO Developed
8. Video Production
9. Monthly Education Classes for Community
10. Promoted Message by Walking in 3 Parades
11. Hospital Policies Revised
12. Series of 13 Articles Printed in *The Mountaineer*
13. 3 "Pill Take Back" Conducted within County
14. Met with State and Federal Legislators/3 Bills in NC's House and Senate
15. Prescription Drug Diversion Training for Patrol Officers
16. Working with MADD (Mothers Against Destructive Decisions) to educated public on "Drugged Driving" Campaign
17. EMS Procedures Revised

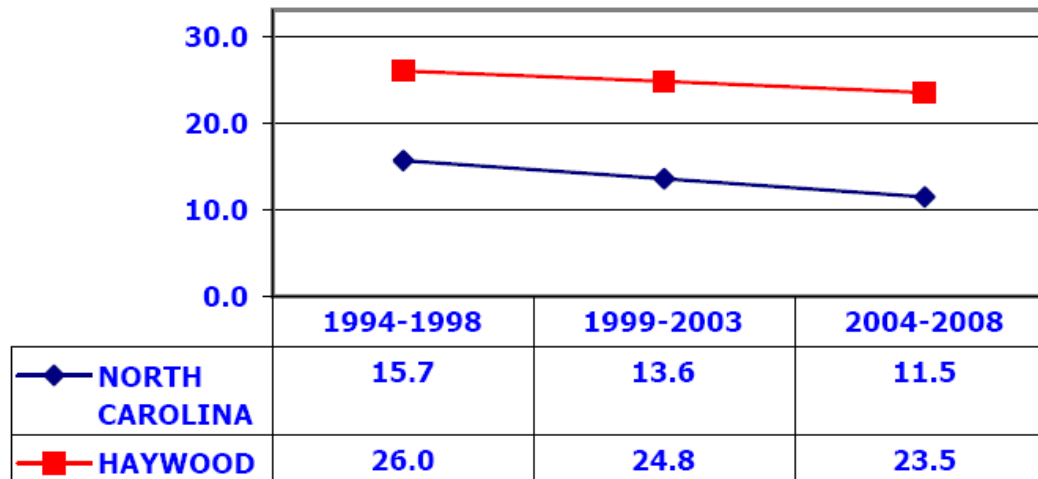
Source: North Carolina County Trend Reports/State Center for Health Statistics



# North Carolina & County Trends

## Key Health Indicators

**Percentage of Resident Live Births Where Mother Smoked During Pregnancy**





# HEALTHY HAYWOOD ● Meeting Attendance

## Healthy Living Action Team

Total # of all who attended: 68

Total # meeting hours donated: 136

## Substance Abuse Action Team

Total # of all who attended: 70

Total # meeting hours donated: 140

## Mental Health Action Team

Total # of all who attended: 50

Total # meeting hours donated: 100

## Steering Committee

Total # of all who attended: 26

Total # meeting hours donated: 52



Teams meet monthly to work towards action plan goals.



*Totals only reflect monthly meeting hours  
Volunteer hours donated for events and planning not included.*

# HEALTH PROMOTION

community outreach

## Health Education Classes

10 Classes Taught Covering:

Physical Activity & Nutrition --

Personal Hygiene & Flu Prevention --

Healthy Heart – Cardiovascular Fitness --

Total attendance: 226

TRU Club (Tobacco Reality Unfiltered)

30 Classes

9 Elementary Schools/1 Middle School

658 Students Attended

Haywood Community College

Presented Tobacco Prevention/Cessation/Freshman Health & Wellness

25 Students

# HEALTH PROMOTION

community outreach

## Community Presentations

Board of Health --

Board of Education --

Elementary School Principals & Central Office Staff --

County Parent Teacher Organization (PTO) Officers --

### PRESENTATION FOCUS

BMI Statistics/Physical Activity/Nutrition Data  
& State of the County Health Report

Haywood Community College --

HIV/AIDS Public Forum

## Health Trainings

TATU – *Teens Against Tobacco Use*

17 High School students trained

# HEALTH PROMOTION

community outreach

## **Public Service Announcements**

4 Tobacco PSA's Recorded

## **Newspaper & Website**

5 articles

Tobacco(2)/Flu/Public Health Awareness/Breast Cancer

## **Events**

“Through with Chew Week”

Smokeless tobacco presentations held at Pisgah & Tuscola High School

400 students

Haywood Christian Academy Walk-A-Thon

3 Health Displays/Classes

140 students/K-12

# HEALTH PROMOTION

## community outreach

### Health Fairs

12 Fairs/Community Events/38 displays

- National American Heart Month - 50 attended
- 
- Health Awareness & Wellness Fair for Employees and Patrons – 50 attended
- 
- “Through With Chew” Events at Pisgah & Tuscola High Schools – approximately 400 students attended
- 
- Meadowbrook Elementary 5k & Fun Run – 400 attended
- 
- Town of Waynesville, Clyde & Maggie Valley – 250 attended
- 
- Haywood Christian Academy – Walk-A-Thon – 140 attended
- 
- HEMC – Haywood Electric Membership Cooperation – 400 attended
- 
- County Fair – Haywood County Fair Grounds – approximately 8,000 attended
- 
- Meridian – “Mental Health Awareness Day” Event – 50 attended
- 
- Evergreen. Inc. Health Fair for Employees – approximately 300 attended
- 
- Power of Pink – 260 attended
- 
- Mountain Projects Annual Meeting - 250 attended



# COMMUNITY OUTREACH

where we serve

SHAC (School Health Advisory Council)

Power of Pink Planning Committee

Waynesville Middle School After Hours Board

Interagency Committee

HIV/AIDS Task Force

Open Access/Family Planning Committee

Local Emergency Planning Committee

Manual Writing Workgroup of the NC Food Code Adoption Transition Team

Smart Start Committee

Local Interagency Coordinating Council

Child Fatality Prevention Team

Community Child Protection Team

KARE (Kids Advocacy Resource Effort) Multidisciplinary Team

Nursing Home Advisory Committee

Western North Carolina Access Care Steering Committee

Good Samaritan Board

NC Public Health Accreditation Board

Epidemiology Team

County Aging Leadership Planning Team





# **EMERGING ISSUES**

haywood county

**Community Health Assessment December 2012**  
**Regional Community Health Assessment**  
**Health Department Accreditation April 2012**  
**Health Department Relocation January 2012**

**Mountain Biking Clubs in all Haywood High Schools**  
**Support/Coordination/Promotion**

**Diabetes Self Management Education**  
**New service/Taught by Registered Dietitians**  
**Piloting September 2011 – June 2012**

# Access Online

» View the **PowerPoint Report on the Web**

» [www.healthyhaywood.org](http://www.healthyhaywood.org)



The screenshot shows the 'About Us' page of the Healthy Haywood website. The browser window title is 'About Us - Healthy Haywood - Windows Internet Explorer'. The address bar shows 'http://www.healthyhaywood.org/about-us'. The page features a green header with the text 'HEALTHY HAYWOOD COMMUNITY • LEADERSHIP • WELLNESS' and a navigation menu on the left. The main content area includes a photo of people walking on a path, a 'Healthy Tips' section, and a 'DID YOU KNOW' section.

**HEALTHY HAYWOOD**  
COMMUNITY • LEADERSHIP • WELLNESS

**Home**  
About Us  
Programs & Projects  
Get Involved  
Collaborate  
Resources  
Action Teams & Committees  
In The News  
Accomplishments  
Events We Support  
Coalition Photos  
Nutrition Knowledge  
Facebook

**About Us**

Our mission is to improve the health of Haywood County citizens. Our local coalition is not a project, but a process, to bring together community members to focus on health.

**Healthy Tips**  
Help Fight Prescription Drug Abuse

- Take Correctly
- Store Securely
- Dispose Properly
- Never Share

**DID YOU KNOW**  
1 in 4 investigated deaths in Haywood County are a result of prescription drug abuse.

**NEXT MEETING**  
- 12/6/2011

Join the Prescription for Safety Coalition



questions



**Haywood County Health Director  
Carmine Rocco  
crocco@haywoodnc.net  
Health Education Department  
sduginske@haywoodnc.net**

C  
O  
N  
T  
A  
C  
T

[www.haywoodnc.net](http://www.haywoodnc.net)  
[www.healthyhaywood.org](http://www.healthyhaywood.org)

2177 Asheville Road  
Waynesville, NC 28786  
28786  
p 828.452.6675