

Manage ALL Your Resources with My Learn360!

The screenshot displays the My Learn360 user interface. At the top left is the **LEARN360** logo with the tagline "ENGAGE • ENRICH • EXCEL". A navigation bar includes "HOME" and a user profile for "Bob Smith" with "Assignments(9) | Quizzes(35)". A search bar is labeled "Search by Keyword" and "Entire Site". A sidebar on the left contains sections for "NOTIFICATIONS: Assignments (9) Quizzes (35)", "MY GROUPS:" (listing 3rd Grade Math, 4th Biology, FETC, Learn360, My Group, Staging Checklist), "GROUP MEMBERSHIPS" (California, Idaho, Midwest class 1, New Mexico), and "MY DISTRIBUTIONS:" (Assignments (8), Quizzes (4)). The main content area is titled "Home > My Learn360" and features a "BROWSE SHARED CONTENT" button. Below this are sections for "My Documents" (Lesson Plans (2), Homework (1), Bobs Folder, math folder, Cristy (1), test (1), etc.), "My Playlists" (Bob's Playlist, ISITE Test Playlist, Manoj Test, New Playlist, Romeo and Juliet, Social Studies, Student's Playlist), and "My Slideshows" (Bobs SSs (1), Earth, Images, the park). A "LEGEND:" section at the bottom left identifies icons for PowerPoint, Word Document, and PDF. The interface is overlaid with several icons: a purple person icon, a blue group of people icon, a red headphones icon, a notepad icon, and a blue 'WE' logo.

Organize it ALL with My Learn360!

My Content:

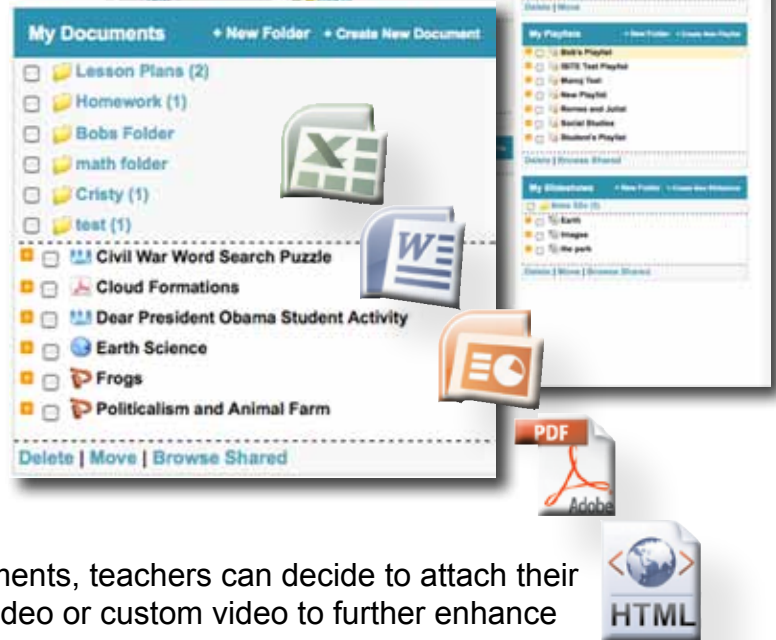
My Content is the default tab users will see when they enter the My Learn360 section of Learn360. My Content allows users to organize their documents, media and Images into folders, playlists and slideshows. My Content also allows users to share the content they upload or create with Learn360 with other teachers on learn360.



My Documents:

Create an HTML document or upload an existing file: Users can upload any type of document to their My Learn360 page (Word, PDF, Excel, PPT, anything...).

- All documents will be uploaded directly to Learn360 servers.
- Custom documents can be shared with your school, district, or entire Learn360 network on the Learn360 servers.
- In addition to sharing these documents, teachers can decide to attach their content to an existing Learn360 video or custom video to further enhance the Resources section on every video player page.



My Media:

Allows users to upload media such as videos (Quicktime, Flash and WMV) and MP3 audio files to their content on My Learn360.

- This option will require a local server as all content will be uploaded from the teacher's computer to a local server on their network, using a custom built web application that interfaces with Learn360.
- Users can share this media as well as browse for shared media to add to their content.



My Podcasts:

This section supports the uploading and sharing of Podcasts.

- Users are able to subscribe to these Podcasts using any of the available feed readers from a standard RSS button located on Learn360.
- Learn360 also has an “add to iTunes” button that makes desired Podcasts to iTunes a one-click process.



Upload Information:

Learn360 supports the uploading of Multiple media and non-media formats (check the Learn360 Help center for a full list of supported file formats). Options to upload any type of document or other non-video related file will exist in the My Content tab.

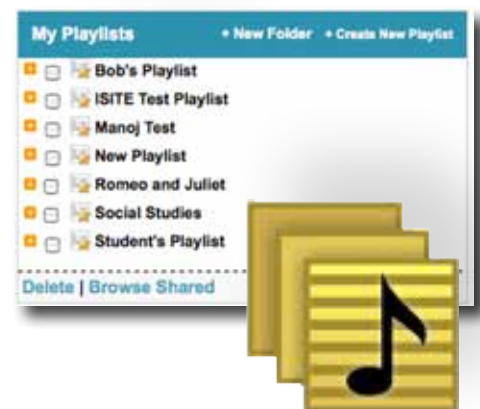
- Content uploaded to Learn360 must be in the supported formats; video (FLV, WM, QT) and our current supported audio format (MP3).
- Users would have the ability to add all the necessary metadata to their content at the time of upload including: Title, Run Time, Description, Search Terms, Copyright and Expiration Date, even a Thumbnail.
- All content can be aligned to state standards.
- All audio and video content uploaded would reside on a customer’s local server, not Learn360 servers.



My Playlists:

In this section users can combine audio and video files to create a playlist.

- Users can add content to playlists directly from the results page.
- Playlists can be attached to assignments directly from the results page, and then distribute it to students.
- Users can add notes to their playlists in order to give direction or explanation for the media their students are viewing.
- Users can share their created playlists as well as browse for shared Playlists that other users have created.



My Slideshows:

Combine images found on Learn360 into a Slideshow for your students to view.

- This can be done directly from the results page.
- Users can add notes to each image in the slideshow to give further explanation.
- Users also have the ability to attach their slideshow to an assignment, and can also share their created slideshow or search for shared slideshows created by other users.



My Favorites:

The My Favorites tab in your My Learn360 allows you to customize your content in categories you see convenient. You can organize your videos, video clips, audio clips, links, podcasts and blogs.

- Teachers are able to save favorite videos, audio files, images and links to their favorite educational websites to their My Favorites section in My Learn360.
- Custom, shared content can also be saved to your favorites.



My Blogs:

My Blogs allows users the ability to create their own classroom blog.

- Users can customize their blog as well as share their blog with Learn360.
- Teachers are able to provide feedback, suggestions, and comments to the groups they have created along with sharing their ideas with other users on Learn360.



My Groups:

Teachers have the ability to add Groups and Classes to their Learn360 account. This is a great way for teachers to keep their classes separate and organized. Teachers can also share content within their groups as well as create discussion forums.

- In this tab, teachers have the ability to add their students to Learn360 using bulk uploads.
- Once a Group or Class is created, teachers will be able to filter and select their appropriate students from the pre-populated list used for the bulk upload.
- Within My Groups, users can search for people within their hierarchy and invite other users to join their group.
- Once a Group or Class has been created, users can make their group public or private on Learn360 through sharing options made available to them.



Content within your Group:

Users can transfer content from their My Content tab (Documents, Media, Podcasts, Slideshows and Playlists) into their group's Content tab.

Create Group Discussions:

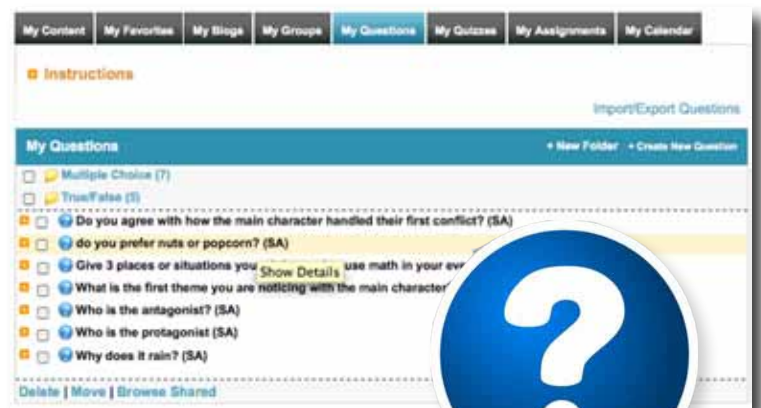


- Teachers can create a discussion board for their Group or Class. This creates a forum for discussion on assignments, quizzes or other media students may have questions or comments about.
- Other Learn360 users will be able to view your discussions and files, but not add or edit anything. Only members of the group will have the ability to add their own ideas and files, or respond to other posts.

My Questions:

When creating assignments/quizzes users create questions to insert into their assignment/quiz. My Questions is where those created questions are stored.

- Users also have the ability to create new questions (short answer, multiple choice, and true/false) in this section for later use.
- Users can share their questions



or search for shared questions to add to their own My Questions tab for use in an assignment/quiz.

- Import and export questions from Moodle: True/False, Multiple Choice or Short Answer.

My Assignments and My Quizzes:

Creating an assignment is a valuable resource that allows educators the ability to create a multi-media assignment complete with questions and customized media (video and/or audio clips). Similar to quizzes, assignments can not only be graded, but can contain media as well.



- Teachers have the ability to create dynamic assignments and quizzes that incorporate all the various types of media and documents found on Learn360.
- Assignments and quizzes can consist of free form short answer questions, multiple choice or true/false questions.
- Users can add videos, documents, slideshows, playlists and custom media to their assignments.
- Questions and media can be arranged much like a playlist to create the ideal assignment or quiz.
- Assignments can then be distributed to your Groups, Classes or individual users to further differentiated instruction.
- Teachers have the option to create a PDF of their assignment for offline completion.
- Assignments and quizzes completed within Learn360 will provide the teacher with quick access to how many students have completed the assignment so far, and what score they have received as a percent of the total points assigned over correct answers.



- Created assignments will be stored in users My Assignments section of you're My Learn360 page while created quizzes will be stored in the My Quizzes section for later use.
- Users have the ability to share their assignments and quizzes on Learn360 as well as search for shared assignments and quizzes created by other users.

Sharing and Approval Process:

Users have the option of keeping content personal (only on their My Learn360 page) or they can choose to share their content.

- Users can choose to share with a class or group, with their school, entire district, or all of Learn360.
- Anything uploaded by a user will reside on their My Learn360 page until that user decides to share it.
- Administrators can be designated at the various sharing levels to approve content and release it.



My Calendar:

Every Learn360 user has a calendar located in their My Learn360 page under the My Calendar tab. For student users, this will be the only tab available. This calendar will be automatically updated with assignments, quizzes or events that a teacher or administrator adds to their Groups or Classes. This is where students will see if their teacher has assigned them a quiz or assignment. Teachers will also be able to see their distributed assignments and quizzes on their own calendar in order to keep track of what is due.

- Every user has an editable calendar on their My Learn360 page.
- The My Calendar feature displays any current events or news added by Learn360 staff OR any events or notices added by a Teacher for their class.
- Students My Calendar will display the custom events and also display their teachers distributed assignments and when they are due.
- Most students will only have access to the My Calendar tab in their Learn360 account.



For more information and step by step guides on how to use My Learn360, visit the Learn360 Help Center or sign up for one of our FREE Webinars.

www.learn360.com

