

Heirloom Creations

3800 S Western Ave, Sioux Falls, SD 57105
605-332-4435
www.heirloomcreations.net

Monday - Friday 10 - 6pm
Saturday 10 - 4pm



MACHINE SERVICE

Have your sewing machines, sergers and embroidery machines professionally serviced once a year to keep them running in top condition. We service ALL brands of sewing machines. Same day appointments available.

30 DAY PRICING GUARANTEE

If the price goes down within 30 days of your purchase of a new Bernina, Husqvarna Viking or Pfaff sewing machine or sewing cabinet, we will refund 100% of the difference.

Check out Heirloom Creations' Facebook page for extra tips, pictures, show-n-tell, and new arrivals.

SEWINGMASTERY.COM

Watch over 4,000 educational videos on sewing machines, sergers, embroidery machines, accessories, machine cleaning & industry updates.

Find us on Facebook and YouTube for even more creative ideas!

WELCOME TO HEIRLOOM CREATIONS!

Our dedicated team of sewists, instructors and sewing machine technicians work daily to keep everyone stitching at optimal levels. Whether it's teaching something new, helping a sick sewing machine get better or connecting you with the right sewing machine presser foot or accessory to be successful, we speak all things sewing! No matter how big or small the need, our sewing machine experts are ready to help. Come see why Heirloom Creations is the best place to purchase your next sewing machine. Our Motto is Simple... **"Make Sewing Easy"**.

HEIRLOOM CREATIONS HAS EXPANDED!

Our brand new 4,000 square foot event space is finished along with our new warehouse and service center! Drive by 4040 and 4020 S Hawthorne to see the new buildings. These buildings are NOT open to the public. Please drop off all sewing machines for service at our retail store.

WE ARE NOT MOVING

Many of you have asked when we are moving? LOL These buildings have been built to provide the entire awesome Heirloom Creations TEAM more efficient work space to service and manage all our wonderful customer's needs. With the increase of demand in our area, we are dedicated to continuing to work toward providing the BEST sewing experience for all of you.

CLASSES & EVENTS UPDATE

We are slowly adding classes and events back on the calendar. We have a handful of classes and events throughout this newsletter. Please continue to watch the Monday e-mails for announcements of when new classes and events have been scheduled.

We have scheduled basic sewing machine, embroidery machine and serger mastery classes and still limiting these classes to 6 people in the original Heirloom Creations classroom. We understand many of you are missing the social interaction of the Sewtopia Sewing Club. We are still working on the right time and format for this club to restart again in the future.

OUR PRIVATE FACEBOOK GROUP

Here is one way to stay connected with us - Share your latest project successes in the **Friends of Heirloom Creations FACEBOOK Group**. We love to see what you are working on! Click JOIN today and see what our amazing customers are making. Post a picture and introduce yourself! [Facebook.com/HeirloomCreations](https://www.facebook.com/HeirloomCreations)

SAVE THE DATE - October 21 - 23, 2021

OESD Event - Details coming this SUMMER

THANK YOU

Thank you to everyone who has trusted us with their sewing machine service and purchases over the last 31 years. We are always a phone call or e-mail away. Be sure to sign up for Heirloom Creations' Monday morning e-mail at HeirloomCreations.net for weekly sewing tips, specials and upcoming events.

THE ENTIRE HEIRLOOM CREATIONS TEAM



PFAFF admire air 7000



PFAFF creative icon 2

BERNINA⁺

 **Husqvarna** **VIKING**

PFAFF

 **SINGER**



TEST DRIVE AN AIR THREADING SERGER

Experience why, when, and how a serger will become your next best friend. Each student will have their own air threaded serger to take this amazing 3-hour guided tour on.

Explore optional serger presser feet and decorative serger techniques all while learning if a serger is right for you. Special serger pricing for all attendees. Fee: \$30

RSVP
TODAY
605-332-4435

WEDNESDAY, APRIL 28
5-8PM
THURSDAY, APRIL 29
9-12PM
THURSDAY, APRIL 29
2-5PM
FRIDAY, APRIL 30
9-12PM

CLASSES

RULER WORK ON BORDERS WITH AMY

Learn feathers, ribbon candy waves and curves to add to any size border or sashing. Open to ruler work beginners and ruler work users of all levels. These Amanda Murphy branded rulers will help you turn your next quilt in to a master piece. Amy will cover ruler work basics, sewing machine settings, and unique ruler tricks to help you gain the skills needed to use ANY ruler work rule. Rulers needed: Every Wave, Every Feather Plume, Every Ribbon Candy, Every Curve. Fee: \$30

Jun 9 (Wed) 10-12:30pm



EDGE TO EDGE QUILTING WITH AN EMBROIDERY MACHINE

If you have ever wanted to quilt a quilt with your embroidery machine, then check out *Edge-to-Edge Quilting on Your Embroidery Machine*. The Easy-Connect Quilting files and techniques gives long-arm quilting results using a home embroidery machine. Book includes instructions of the Easy-Connect Quilting technique, the embroidery files needed to stitch out 10 quilting designs, and the *Baby Sew Fast* quilt pattern --a project that is a great size for perfecting this technique. Book required. Fee: \$40

Jun 30 (Wed)
1 - 4pm



SEMI PRIVATE SEWING CLASSES



Limited to four people. We can teach you how to sew binding on a quilt, free motion quilt, ruler work quilting, how to read a pattern, put in a zipper, make buttonholes, perfect ruffling fabric with a ruffler, free motion quilt, master a serger's rolled hem, mend your favorite blue jeans, recover chair cushions, make a dog bed, hem a prom dress, repair a ripped area, adjust the fit of your favorite outfit, and much more. You name your sewing lesson topic and we will teach you how to do it! Great for kids 12 years old and up. Fee: \$40

May 12 (Wed) 2 - 4:30pm
Jun 16 (Wed) 2 - 4:30pm
Jul 28 (Wed) 2 - 4:30pm



CREATIVE QUILTING



Learn free-motion quilting, rulerwork, couching, and other creative techniques in this special course guided by BERNINA quilting experts.

ENROLL TODAY!

made to create **BERNINA**

Explore hands-on BERNINA'S exclusive quilting features such as the BERNINA Stitch Regulator, how to successfully do ruler work, free motion couching and try out time-saving free motion quilting accessories. Compare differences side-by-side between a sit-down quilting machine and a long arm quilting machine. Each student will have their own BERNINA sit-down quilting machine in a cabinet to work at in our socially distanced classroom. Event will be held at the original Heirloom Creations classroom.

LIMITED TO 4 STUDENTS PER SESSION

If free motion quilting has been difficult for you, this hands-on event will help answer all your free motion quilting questions while learning techniques that can translate back to your own quilting studio.

RSVP EARLY TO GUARANTEE YOURSELF A SEAT

SESSION #1: Wednesday, May 19 5-8pm
SESSION #2: Thursday, May 20 9-12pm
SESSION #3: Thursday, May 20 2-5pm

FEE: \$50

BERNINA

ACADEMY





KIMBERBELL® Summer Nights

ONE-DAY MACHINE EMBROIDERY EVENT

Cruise on down to Summer Nights

Kimberbell's one-day machine embroidery event! Your Event Project Kit includes everything you need to make three exclusive projects:

- ◆ "Sweet Slash" Roll-up Bag
- ◆ Pink Roadster Mug Rug
- ◆ "S'more Fun" Roasting Stick Tote




All designs are stitched in a 5x7 or 6x10 hoop, with additional sizes also available.

When the day is through, we can't wait to spend our Summer Nights with you!

Friday, May 14 or Saturday, May 15 10-4pm

\$99, includes fabric kit, stabilizer and thread @ our NEW EVENT CENTER!

NEW EVENT CENTER



COME OUT AND PLAY!

Built for social distancing!
Easily hosting 18 people per day
3 Screens
Everyone gets their own table
Tables are approximately 12' apart
Lots of parking
Ramps for sewing machine trolleys
Super bright lighting
Intergrated sound system
Plug ins on every table
Full kitchen
Mini Heirloom Creations store
Specials at every event



ONLINE COURSES ARE BIG!


These last couple months have proved that online courses are still very important! Sewing machine stores around the world have had to completely shut down, cancel all classes or at least limit their contact with customers. When people are desperate to continue their education they turn to online courses.

We have welcomed students from every corner of the world to the Stitching Cosmos curriculum! We have become the sewing world's hub for technical support for sewists. Tens of thousands of people bought sewing machines who have never sewed an inch in their life!

The Stitching Cosmos online courses have been filmed on three different brands of sewing machines. Take a journey of a lifetime learning over 25 brand specific sewing techniques while mastering over 18 presser feet. Did you know you can watch 10 videos for free as you audition the course to see if it is the right one for you?

Visit SewingMastery.com/Courses to learn more!





BERNINA

Embroidery Essentials Online Course



Master your BERNINA Embroidery Machine Today

This newly REDESIGNED course is 3.5 hours long and was designed to help beginner embroiderers master their embroidery machine through a series of 15 different embroidery techniques. Includes over 2 hours of BONUS content too! The original Embroidery Essentials online course videos can be use with ANY brands of embroidery machine.

www.SewingMastery.com/Courses

KIMBERBELL[®] FILL IN THE BLANK



Experience the joy of creativity with Kimberbell through the 2021 “Fill in the Blank program” with a different project each month. Enjoy learning new techniques and trying new products through these exclusive patterns. Available in BOTH machine embroidery or sewing directions. How it works: Purchase the featured monthly Kimberbell blank and receive the exclusive embroidery design or sewing pattern FREE. Sign up to be notified when the monthly blanks are arrived by calling Heirloom Creations at 605-332-4435.

MAY



“MAN BAG” WITH SMALL OLIVE FELT ZIPPER BLANK

JUNE



“SMALL FRY” WITH KOALA GREY & BLUSHING PEACH BABY BODYSUITS

JULY



“HOME OF THE BLOOMS” THROW PILLOW WITH **LIMITED EDITION** PATRIOT BLUE QUILTED PILLOW COVER BLANK

AUGUST



“YOU HAD ME AT” WITH **LIMITED EDITION** GREY & WHITE PET KERCHIEF BLANKS

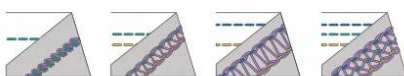
Coverstitch Only Machine!



bernette 42 Funlock Coverstitch machine

The bernette 42 Funlock is a coverstitch machine with a total of 4 coverstitches. Professional stitches on seams, cuffs and bindings give your sewing project a perfect look. Particularly stretchy fabrics or thin knitwear such as jersey can be handled perfectly with the bernette 42. The threading of the needle and looper is supported by a mechanical looper threader and a manual needle threader. And a bright LED light ensures excellent visibility on the large work surface.

Stitch Overview



Husqvarna Viking designer EPIC 2






Husqvarna Viking designer Sapphire 85



Husqvarna Viking designer RUBY 90

STUDIO SETS - ASK ABOUT SPECIAL PRICING WHEN BUYS A FULL STUDIO SET!



BIG SAVINGS!

JOIN *Claudia Dinnell* AWARD WINNING QUILTER AND NATIONAL EDUCATOR

coming to our shop!

My Sewing Room
Embroidery Workshop

September
16-18,
2021



Choose from over 40 optional designs that most match
your own Sewing Room, style and organization!

A creative & happy place is My Sewing Room! Claudia's Creations newest "Exclusive Workshop" for 2021 represents this haven!

"This may be the closest I will ever come to digitizing an "interactive quilt." You will smile and laugh as you choose from over 40 optional designs that most match your own Sewing Room, style and organization!

In this 3 Day Workshop you will learn Claudia's multi-hooping technique using:

- Pin Point Placement (BERNINA)
- Precise Positioning (Viking & Pfaff)
- or Scan & Camera (Baby Lock & Brother)
- Manual tools like rotate & move motif for perfect alignment & positioning

Enhance your hooping skills & hear tons of tips and techniques to improve your Embroidery Skills.

Minimum hoop requirement 8x12 (or larger) Formats: exp hus jef pes vip & vp3

Pre-class preparation needed. Individual pattern required for each student. Some optional designs are shown in this photo.



Claudia Burch Dinnell is a native of Phoenix, Arizona. Her love of quilting began with appliqué and has grown to hand quilting, piecing, and machine quilting. Now, with more than 25 year's experience, she's all about the embroidery module!

Claudia motivates students to create their own works of art and enjoys teaching embroidery, quilting and digitizing workshops throughout the United States. She continues to digitize her own designs and her patterns are available through most local quilt shops.



www.claudiascreationsaz.com

3-Day Workshop Fee: \$299 + \$130 design fee. See website for optional stabilizer kit.

SEWING MACHINE MASTERY

SEWING MACHINE MASTERY #1

Just bought a new sewing machine? This hands-on class is open to owners of all brands of sewing machines. Sewing Mastery #1 is designed to build the foundation of basic use and sewing machine etiquette. Learn care and maintenance to keep your sewing machine running smoothly and have a long productive life. We will explore needles and the many different uses and quality sewing thread. Familiarize yourself with stitch settings to improve performance when trying new techniques.

SEWING MACHINE MASTERY #2

Explore additional uses of stitches, included accessory feet and more.

EMBROIDERY MACHINE MASTERY

EMBROIDERY BASICS

This hands-on embroidery class is open to owners of all brands of embroidery machines. Explore hooping techniques, tension, design layout, lettering, on-screen editing and realignment for larger designs. Become familiar with all parts and use of your new embroidery machine.

SERGER MASTERY

SERGER BASICS

This hands-on class is open to owners of all brands of sergers. Learn the fundamentals and theory behind how a serger is designed to work. Experience threading, three and four thread overlock stitches, rolled hem, how to use decorative threads and basic care and maintenance.

CLASS FEES

All sewing machine mastery classes are FREE with qualifying purchase of a Bernina, Husqvarna Viking or Pfaff sewing machine. If you purchased your sewing machine from Heirloom Creations and the class was not included with your purchase we do offer the class for a discounted rate of \$49. Registration is required to attend.

Mastery Class Fee: \$99

ADDITIONAL DETAILS

All brands of sewing, embroidery machines and sergers welcome. All supply lists are on the website. One student per machine please. Minimum age for all Heirloom Creations classes is 18 years old.

COVID CLASS GUIDELINES

PLEASE FOLLOW THE GUIDELINES BELOW TO ENSURE A SAFE GATHERING

- ◆ Class is limited to 6 people.
- ◆ Arrive only 10-15 minutes prior to your class time.
- ◆ Please park in the back parking lot and use the back door to enter for all classes.
- ◆ If attending a morning class, please note the store does not open until 10am. Please call ahead if you need any supplies set aside for your arrival.
- ◆ Bring ONLY the items on the supply list. Please limit the amount of extra bags and items you bring.
- ◆ Bring a snack and a bottle of water.
- ◆ Masks are optional* as you will be seated over 6' apart. *We will be following all current city/state mask mandates if issued.
- ◆ Take your temperature before coming to class.
- ◆ If you feel sick, achy, weak, have a headache, etc. please do not come to class. Call the store let us know you are not coming.

LIMITED SUPPLY LIST

1. Sewing machine, embroidery machine or serger.
2. Foot control
3. Power cord
4. Included accessories
5. Small scissors
6. Thread
7. Needles
8. Snack
9. Water bottle
10. Small purse - keys, wallet, cell phone only

Fabric, paper and pen will be provided.

DID YOU PURCHASE A NEW MACHINE FROM HEIRLOOM CREATIONS?

Then these classes are **INCLUDED** with your Bernina, Husqvarna Viking or Pfaff machine purchase!

CLASS DATES & TIMES

SEWING MACHINE MASTERY 1

May 4 (Tue)	9 - 12pm
May 4 (Tue)	5 - 8pm
Jun 8 (Tue)	9 - 12pm
Jun 8 (Tue)	5 - 8pm
Jul 20 (Tue)	9 - 12pm
Jul 20 (Tue)	5 - 8pm
Sept 14 (Tue)	9 - 12pm
Sept 14 (Tue)	5 - 8pm

SEWING MACHINE MASTERY 2

May 11 (Tue)	9 - 12pm
May 11 (Tue)	5 - 8pm
Jun 15 (Tue)	9 - 12pm
Jun 15 (Tue)	5 - 8pm
Jul 27 (Tue)	9 - 12pm
Jul 27 (Tue)	5 - 8pm
Sept 21 (Tue)	9 - 12pm
Sept 21 (Tue)	5 - 8pm

EMBROIDERY BASICS

May 18 (Tue)	9 - 12pm
May 18 (Tue)	5 - 8pm
Jun 22 (Tue)	9 - 12pm
Jun 22 (Tue)	5 - 8pm
Aug 3 (Tue)	9 - 12pm
Aug 3 (Tue)	5 - 8pm

SERGER BASICS

Apr 20 (Tue)	9 - 12pm
Apr 20 (Tue)	5 - 8pm
Jun 29 (Tue)	9 - 12pm
Jun 29 (Tue)	5 - 8pm
Aug 17 (Tue)	9 - 12pm
Aug 17 (Tue)	5 - 8pm



SewingMastery.com
Master Your Sewing Machine