



Hello,
rockstar.

Thank you for choosing Loog.

Playing an instrument is a wonderful thing.

Maybe you'll practice every day and become the next Hendrix.


Maybe all you want is a fun little guitar to play when you feel like it.

Whatever the case, you just filled your home with music and that's awesome.

**We hope you love your Loog
as much as we do.**

History of the Guitar

The modern guitar we know and love was preceded by the gittern, the vihuela, the renaissance guitar, and the baroque guitar. Clay plaques from Babylonia (from more than 3000 years ago) show people playing an instrument that has a strong resemblance to the guitar, indicating a possible Babylonian origin.




Classical Spanish guitar

The first guitar to become universally played for both classical and folklore music. Classical guitars used gut strings until they were replaced by synthetic materials (particularly nylon).




Cigar box guitar

Born in rural America, these were instruments made with -you guessed it- a cigar box. They usually had only 3 strings and are enjoying a modern revival thanks to the DIY movement and roots music aficionados. We at Loog obviously love cigar box guitars and their whole 3-string, open tuning, DIY awesomeness.



Electric guitars

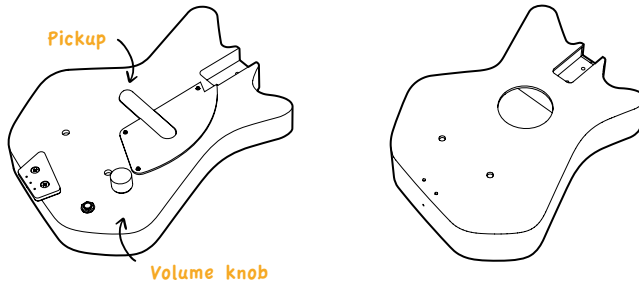
Electric guitars were born to amplify guitars in jazz but ended up igniting the rock & roll revolution. Genius Les Paul built one of the first solid body prototypes which evolved to become a key part of popular music in the 50s – and all the way until today!



Processed electric guitars

The world of guitar effects has shaped a vast sonic universe. Hendrix and his use of fuzz, wah wah and even feedback, The Edge and his ultra-processed guitars, Robert Fripp and his soundscapes or Jack White and his distinctive guitar attack are just some of our favorites.

Know Your Parts



Guitar body

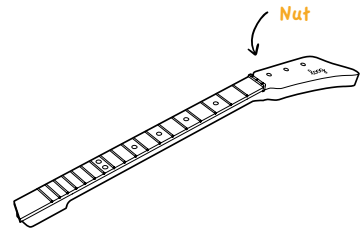
This is one of the most important factors in shaping the tone, volume and sustain of the guitar sound.

Pickup

This transducer captures the mechanical vibrations of the strings and converts them into an electrical signal that can be amplified and recorded. We use a single-coil magnetic pickup, similar to the one Danelectro introduced in the 60s.

Volume knob

You know what this does.



Neck

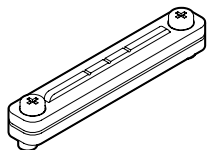
This long piece of solid maple holds the rosewood fretboard and its frets: those metal strips that conveniently divide the fretboard into semitones and allow us to play a chromatic scale in each string.

Nut

Along with the bridge, the nut marks one end of the guitar scale and sets the spacing and height of the strings. In most traditional guitars (including ours) this piece is made out of cow bone.


Pro tip:

When we say “low/high string” we’re referring to pitch, which happens to be opposite to its physical placement. So the high string is actually the one closer to the floor. A bit confusing, we know, but it’s good to know your lingo.



Bridge

Its main purpose is to allow the strings to sit at a relative height from the fretboard: high enough to avoid buzz (that ugly metallic noise that happens when the strings vibrate against the frets), and low enough to be comfortable to play. This relative height is what we call “action”. Note that you can set the action on a Loog by adjusting the screws on the bridge.



Plate

+ Screws



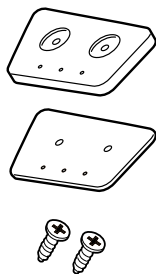
Tuners

+ Screws



Strap-buttons


+ Felt washers
+ Screws



Tailpiece

+ Backing
+ Screws

Tuners, or machine heads, are used to adjust the tension of the strings and, in that way, raise and lower their pitch. Pitch gets higher as you tighten the string, and lower as you loosen it.



Strings

Build Your Loog

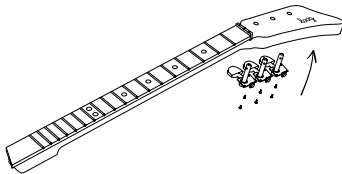
Pro tip:

A little soap on the screw threads will make driving easier



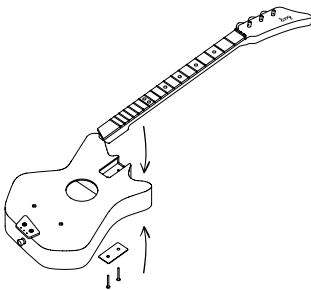
1

Insert tuners in headstock



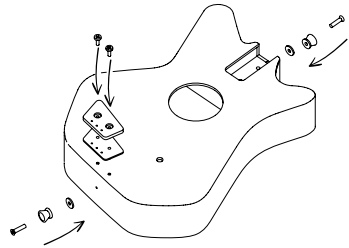
3

Insert neck in guitar body




2

Insert strap-buttons and tailpiece in guitar body



4

Insert bridge in guitar body



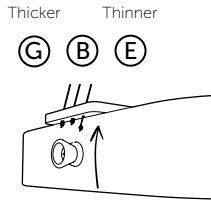
String Your Loog

Watch
video
on app




1

Tie a knot at one end of the string. Pass the string through its corresponding tailpiece hole.



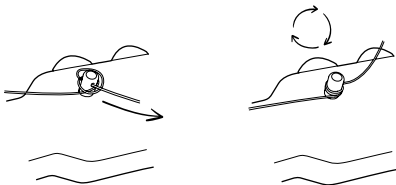
2

Wrap around the tuning peg twice and pass the string through the hole.



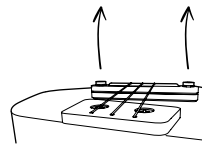
3

Turn the tuner counter-clockwise to tighten the string. Make sure the string wraps downwards around the peg.



4

Use the screws in the bridge to adjust its height and set a comfortable playing action. You want the string to be as close to the fretboard as possible, but not close enough to touch a fret and buzz when played.



Tune Your Loog

Watch
video
on app

loog


Playing in tune is a must and you should, by all means, get a tuner. We, ahem, sell one, but know that any tuner will work with your Loog. We also offer a free tuner in our Loog Academy app, which was especially developed for your Loog.

One thing you need to know about tuning: new strings need to stretch before they can hold their pitch, and this can take a while - even days. This means that you'll tune your Loog, play a little, and then you'll have to tune up again. It's a bit of a drag, but this happens with every guitar - at least with your Loog you'll only have half the strings to tune :)



Pro tip:

If you already own a guitar, you might want to try something different on your Loog. Use strings 3, 4 and 5 and tune them to Open A: AEA. This power-chord mode is especially suitable for playing riffs and slide-guitar. It is also a great way to discover new ways to play guitar.



Let's make some music now.
But before we begin, a couple tips to keep in mind:

Keep your guitar at hand so that it's easy to grab when you feel like playing. Every second you spend with your guitar, even if you are simply holding it while watching TV, will help you know your instrument better and help you get better at playing.

Playing music is not a race! Go at a pace you feel comfortable with, rest when you need to, and enjoy the beautiful, transcendent journey of playing music :)

Play a Song

Let's start with a couple of easy ones. Just one string:

Happy birthday

0 0 2 0 5 4 0 0 2 0 7 5

0 0 12 9 5 5 4 2 10 10 9 5 7 5

Twinkle twinkle little star

If this triggers you to sing the alphabet song, that's because it has the exact same melody :)

0 0 7 7 9 9 7 5 5 4 4 2 2 0

7 7 5 5 4 4 2 7 7 5 5 4 4 2

0 0 7 7 9 9 7 5 5 4 4 2 2 0



Play a Real Song

Let's play some real songs. For that, you'll need to learn chords. What's a chord? A chord is what happens when you play 3 notes at the same time. Chords are important because every single song out there is built on chords: pop, heavy metal, classic rock... if it's a song, it has chords.

The not-so-great thing about chords is that they can be complicated to master for beginners. That's why most traditional guitar methods focus first on scales and don't get into chords until well advanced into the course. Loog Guitars solve this: they only have three strings and a narrow neck, so it is very

easy to form chords and start playing songs right away. Our app has videos showing how to play chords on your Loog and this booklet also has a chord chart that you can use as a cheat sheet.

What follows is a very arbitrary, very eclectic and also very cool list of popular songs that we think you might enjoy learning and playing. And by playing these, you can then get familiar with your Loog, get comfortable with chords and, hey, maybe end up writing your own songs!

Now, without further ado, let's get you playing guitar!

Let it be

The Beatles

Words and Music by John Lennon
and Paul McCartney

When I find myself in times of trouble
Mother Mary comes to me
Speaking words of wis - dom,
Let it be.

And in my hour of dark - ness
She is standing right in front of me
Speaking words of wisdom,
Let it be.

Let it be, ___ let it be,
Ah, let it be, ___ let it be.
Whisper words of wisdom,
Let it be.

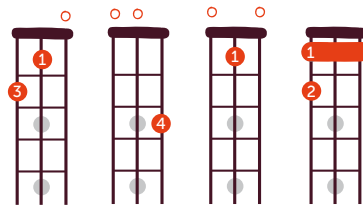
And when the broken heart - ed people
Living in the world ___ agree,
There will be an an - swer,
Let it be.

For though they may be part-ed there is
Still a chance that they ___ will see
There will be an an-swer,
Let it be.

Let it be, ___ let it be,
Ah, let it be, ___ let it be.
Yeah, there will be an an - swer,
Let it be.



80
bpm



Am

G

C

F

C G
 And when the night is cloud - y
Am F
 There is still a light that shines on me;
C G
 Shine until tomor - row,
F C
 Let it be.

Am G
 Let it be,___ let it be,
F C
 Ah, let it be,___ let it be.
G
 Whisper words of wisdom,
F C F C G F C
 Let it be.

G
 I wake up to the sound___ of music;
Am F
 Mother Mary comes___ to me,
C G
 Speaking words of wisdom,
F C
 Let it be.

Am G
 Let it be,___ let it be,
F C
 Ah, let it be,___ let it be.

G
 Yeah, there will be an an - swer,
F C
 Let it be.

Count on Me

Bruno Mars

Words and Music by Bruno Mars,
Ari Levine and Philip Lawrence

C **Em**
If you ever find yourself stuck in the middle of the sea,
Am **G F**
I'll sail ___ the world to find ___ you.

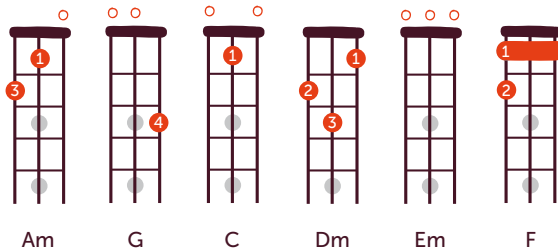
C **Em**
If you ever find yourself lost in the dark, and you can't see,
Am **G F**
I'll be ___ the light to guide ___ you.

Dm **Em**
We find out what we're made ___ of
F **G**
When we ___ are called to help our friends in need.

C **Em**
You can count on me like "one, two, three."
Am **G F**
I'll be ___ there, and I know when I need it I can
C **Em** **Am**
Count on you like "four, three, two," and you'll be ___ there,
G **F** **C**
'Cause that's ___ what friends are s'posed to do, oh, yeah.
Em **Am G F** **G**
Ooh, ___ ooh, _____ yeah, yeah.



150
bpm



C
Em
 If you're tossin' and you're turnin', and you just can't fall asleep,
Am
G
F
 I'll sing ___ a song beside ___ you.

C
Em
 And if you ever forget how much you really mean to me,
Am
G
F
 Ev'ry day ___ I will remind ___ you.

Dm
Em
Am
G
 You'll always have my shoulder when you cry.
Dm
Em
F
 I'll never let go, never say good - bye.

G
C
Em
 You know you can count on me like "one, two, three."
Am
G
F
 I'll be ___ there, and I know when I need it I can
C
Em
Am
 Count on you like "four, three, two," and you'll be ___ there,
G
F
C
 'Cause that's ___ what friends are s'posed to do, oh, yeah.

Em
Am
 Ooh, ___ ooh,
G
F
C
 You can count ___ on me 'cause I can count on you.

Free Fallin'

Tom Petty

Words and Music by
Tom Petty and Jeff Lynne

F Fsus4 F C
She's a good girl, loves ___ her mama,

F Fsus4 F C
Loves Je - sus, and Amer - ica too.

F Fsus4 F C
She's a good girl, cra-zy 'bout Elvis,

F Fsus4 F C F Fsus4 F C
Loves hor - ses and her boy - friend, too.

F Fsus4 F C
And it's a long day livin' in Re - seda.

F Fsus4 F C
There's a free - way runnin' through the yard.

F Fsus4 F C
And I'm a bad boy 'cause I don't even miss her.

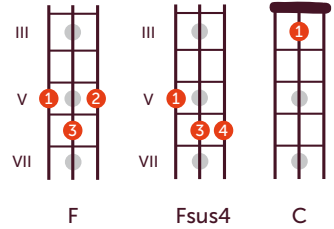
F Fsus4 F C
I'm a bad boy for break - in' her heart.

F Fsus4 F C F Fsus4 F C
Now I'm free, free fallin'.

F Fsus4 F C F Fsus4 F C
Yeah, I'm free, free fallin'.



90
bpm



F Fsus4 F C
Now all the vam - pires walkin' through the valley

F Fsus4 F C
Move west down Ventu - ra Boule - vard.

F Fsus4 F C
And all the bad boys are standin' in the shadows.

F Fsus4 F C
And the good girls are home with broken hearts.

F Fsus4 F C
(Free fallin', I'm a free fallin', I'm)

F Fsus4 F C
(Free fallin', I'm a free fallin', I'm a...)

F Fsus4 F C
I wanna glide down o - ver Mul - holland,

F Fsus4 F C
I wanna write her name in the sky.

F Fsus4 F C
I'm gonna free fall out into nothin',

F Fsus4 F C
Gonna leave this world for a while.

Waiting on a friend

The Rolling Stones

Words and Music by
Mick Jagger and Keith Richards

C9 - F
(Intro)

Am F
Watching girls go passing by

G C
It ain't the latest thing

G C
I'm just standing in a doorway

G C
I'm just trying to make some sense

Am F
Out of these girls go passing by

G C
The tales they tell of men

G C
I'm not waiting on a lady

G C
I'm just waiting on a friend

Am F
A smile relieves a heart that grieves

G C
Remember what I said

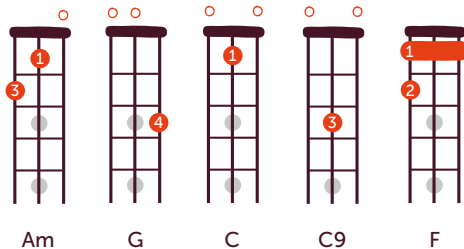
G C
I'm not waiting on a lady

G C
I'm just waiting on a friend

G C
I'm just waiting on a friend



120
bpm



C9 - F
(Intro)

Am F
Don't need a whore , I don't need no booze

G C
Don't need a virgin priest

G C
But I need someone I can cry to

G C
I need someone to protect

Am F
Making love and breaking hearts

G C
It is a game for youth

G C
But I'm not waiting on a lady

G C
I'm just waiting on a friend

Happy

Pharrell Williams

Words and Music by
Pharrell Williams

F
It might seem cra - zy what I'm 'bout to say.

Sunshine, she's here, you can take a break.

I'm a hot air balloon that could go to space

With the air ____ like I don't care, baby, by the way.

Huh! (Because I'm happy.) Clap along if ____ you feel like a room without a roof.

(Because I'm happy.) Clap along if ____ you feel like happiness is the truth.

(Because I'm happy.) Clap along if ____ you know what happiness is to you.

(Because I'm happy.) Clap along if ____ you feel like that's what you wanna do.

F
Here comes bad news, talkin' this and that.

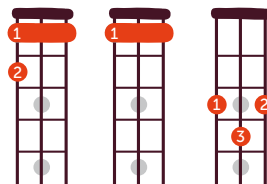
Well, gimme all you got, and don't hold it back.

Well, I should prob'bly warn you, I'll be just fine.

No offense to you, don't waste your time. Here's why...



150
bpm



F

Fm

Eb

F
(Hey! Come on!)

(Happy!) Bring me down, can't nothin'

(Happy!) bring me down, your love is too high.

(Happy!) Bring me down, can't nothin'

(Happy!) bring me down. I said,

(Let me tell you now. Happy...)

Bring me down, can't nothin' bring me down.

Your love is too high. Bring me down, can't nothin' bring me down. I said...

(Happy!) Bring me down, can't nothin'

(Happy!) bring me down, your love is too high.

(Happy!) Bring me down, can't nothin'

(Happy!) bring me down. I said...

Shake It Off

Taylor Swift

Words and Music by
Taylor Swift, Max Martin and Shellback

I stay out too late, got nothin' in my brain;

That's what people say, mm, mm.

That's what people say, mm, mm.

I go on too many dates, ha, ha, but I can't

make 'em stay;

At least that's what people say, mm, mm.

That's what people say mm, mm.

But I keep cruisin'. Can't stop, won't stop

movin'.

It's like I got this music in my mind sayin',

"It's gonna be al - right."

'Cause the players gonna play, play, play,
play, play,

And the haters gonna hate, hate, hate,
hate, hate.

Baby, I'm just gonna shake, shake, shake,
shake, shake.

A, shake it off, a, shake it off. (Hoo, hoo,
hoo.)

Heart - breakers gonna break, break, break,
break, break,

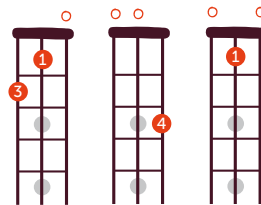
And the fakers gonna fake, fake, fake, fake,
fake.

Baby, I'm just gonna shake, shake, shake,
shake, shake.

A, shake it off, a, shake it off.



160
bpm



Am

G

C

Am I'll never miss a beat, ah; I'm lightnin' on
my feet. **C**

And that's what they don't see, mm, mm. **G**

That's what they don't see, mm, mm. **G**

I'm dancin' on my own; (Dancin' on my
own.) **Am**

I'll make the moves up as I go. (Moves up
as I go.) **C**

And that's what they don't know, mm,
mm. **G**

That's what they don't know, mm, mm. **G**

Am
Shake it off, a, shake it off.

C
I, I, a, shake it off, a, shake it off.

G
I, I, a, shake it off, a, shake it off.
I, I, a, shake it off, a, shake it off, ha, ha.

Spoken: Hey, hey, hey.

Just think: while you been gettin' down
and out
About the liars and the dirty, dirty cheats of
the world,

You coulda been gettin' down to this sick
beat.

My ex man brought his new girlfriend.
She's like, "Oh my God!"

But, I'm just gonna shake until the fellow
over there

With the hella good hair... Won't you come
on over, baby?

We can shake, shake, shake.



HAL•LEONARD®

Wild Thing

The Troggs

Words and Music by
Chip Taylor

A D E D A D
Wild thing, you make my heart sing.

E D A D E D
You make ev - 'rything groovy.

A D E G A G
Wild thing.

A G A G
Wild thing, I think I love you,

A G A G
But I wanna know for sure.

A G A G
So, come on and hold me tight.

A
I love you.

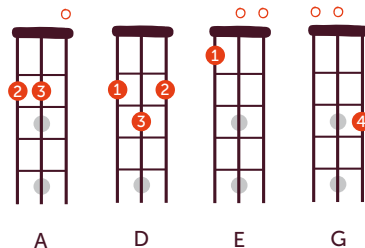
A D E D A D
Wild thing, you make my heart sing.

E D A D E D
You make ev - 'rything groovy.

A D E
Wild thing.



100
bpm



A G A G
Wild thing, I think you move me,

A G A G
But I wanna know for sure.

A G A G
So, come on and hold me tight.

A
You move me.

A D E D A D
Wild thing, you make my heart sing.

E D A D E D
You make ev - 'rything groovy.

A D E D A D
Wild thing. Come on, come on wild thing.

E D A D
Shake ___ it, shake it, wild thing.

E D A D
I love you, wild thing.



HAL•LEONARD®

Roar

Katy Perry

Words and Music by Katy Perry, Bonnie McKee,
Max Martin, Lukasz Gottwald and Henry Walter

Bb

I used to bite my tongue and hold my
breath

Cm

Scared to rock the boat and make a mess

Gm

Eb

So I sat quietly, agreed politely

Bb

I guess that I forgot I had a choice

Cm

I let you push me past the breaking point

Gm

Eb

I stood for nothing, so I fell for everything

Bb

You held me down, but I got up

Cm

Already brushing off the dust

Gm

You hear my voice, you hear that sound

Eb

Like thunder, gonna shake your ground

Bb

You held me down, but I got up

Cm

Get ready cause I've had enough

Gm

I see it all, I see it now

Eb

Bb

I got the eye of the tiger, the fighter,

Cm

Dancing through the fire

Gm

Cause I am a champion and

Eb

Bb

you're gonna hear me roar

Cm

Louder, louder than a lion

Gm

Cause I am a champion and

Eb

Bb

you're gonna hear me roar

Cm

Gm

Oh oh oh..., Oh oh oh..., Oh oh oh...

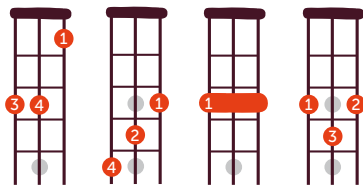
Eb

Bb

You're gonna hear me roar



90
bpm



Bb

Cm

Gm

Eb

Bb

Now I'm floatin' like a butterfly

Cm

Stingin' like a bee I earned my stripes

Gm

I went from zero, to my own hero

Bb

You held me down, but I got up

Cm

Already brushing off the dust

Gm

You hear my voice, you hear that sound

Bb

Like thunder, gonna shake your ground

Bb

You held me down, but I got up

Cm

Get ready cause I've had enough

Gm

I see it all, I see it now

Eb

Bb

I got the eye of the tiger, the fighter,

Cm

Dancing through the fire

Gm

Cause I am a champion and

Eb

Bb

you're gonna hear me roar

Cm

Louder, louder than a lion

Gm

Cause I am a champion and

Eb

Bb

you're gonna hear me roar

Cm

Gm

Oh oh oh..., Oh oh oh..., Oh oh oh...

Eb

Bb

You're gonna hear me roar

Cm

Gm

Oh oh oh..., (Hey) Oh oh oh...,

Eb

Bb

(You'll hear me roar) Oh oh oh...

Eb

Bb

You're gonna hear me roar



HAL•LEONARD®

Let It Be © 1970 Sony/ATV Music Publishing LLC

Copyright Renewed

All Rights Administered by Sony/ATV Music Publishing LLC, 8 Music Square West, Nashville, TN 37203

International Copyright Secured All Rights Reserved

Count on Me © 2009, 2010 BUGHOUSE, MARSFORCE MUSIC, BMG GOLD SONGS, TOY PLANE MUSIC, ROUND HILL SONGS, NORTHSIDE INDEPENDENT MUSIC PUBLISHING, LLC, THOU ART THE HUNGER, ROC NATION MUSIC and MUSIC FAMAMANEM

All Rights for BUGHOUSE, MARSFORCE MUSIC, BMG GOLD SONGS and TOY PLANE MUSIC Administered by

BUG MUSIC, INC., A BMG CHRYSALIS COMPANY and BMG RIGHTS MANAGEMENT (US) LLC

All Rights for THOU ART THE HUNGER Administered by NORTHSIDE INDEPENDENT MUSIC PUBLISHING, LLC

All Rights for ROC NATION MUSIC and MUSIC FAMAMANEM Administered by WB MUSIC CORP.

All Rights Reserved Used by Permission

Free Fallin' © 1989 Gone Gator Music and EMI April Music Inc.

All Rights Reserved Used by Permission

Waiting on a Friend © 1981 EMI MUSIC PUBLISHING LTD.

All Rights for the U.S. and Canada Controlled and Administered by COLGEMS-EMI MUSIC INC.

All Rights Reserved International Copyright Secured Used by Permission

Happy © 2013 EMI April Music Inc., More Water From Nazareth and Universal Pictures Music

All Rights on behalf of EMI April Music Inc. and More Water From Nazareth Administered by

Sony/ATV Music Publishing LLC, 424 Church Street, Suite 1200, Nashville, TN 37219

All Rights on behalf of Universal Pictures Music Controlled and Administered by Universal Music Corp.

International Copyright Secured All Rights Reserved

Shake It Off © 2014 Sony/ATV Music Publishing LLC, Taylor Swift Music and MXM Music AB

All Rights on behalf of Sony/ATV Music Publishing LLC and Taylor Swift Music Administered by

Sony/ATV Music Publishing LLC, 424 Church Street, Suite 1200, Nashville, TN 37219

All Rights on behalf of MXM Music AB Administered Worldwide by Kobalt Songs Music Publishing

International Copyright Secured All Rights Reserved

Wild Thing © 1965 (Renewed 1993) EMI BLACKWOOD MUSIC INC.

All Rights Reserved International Copyright Secured Used by Permission

Roar © 2013 WB MUSIC CORP., WHEN I'M RICH YOU'LL BE MY BITCH, SONGS OF PULSE RECORDING, PRESCRIPTION SONGS,

BONNIE MCKEE MUSIC, WHERE DA KASZ AT?, MXM MUSIC AB, KASZ MONEY PUBLISHING and ONEIROLOGY PUBLISHING

All Rights for WHEN I'M RICH YOU'LL BE MY BITCH Administered by WB MUSIC CORP.

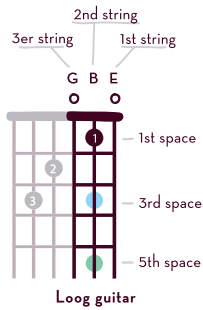
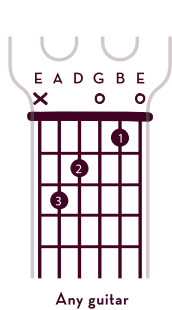
All Rights for SONGS OF PULSE RECORDING Administered by DOWNTOWN DMP SONGS/DOWNTOWN MUSIC PUBLISHING LLC

All Rights for PRESCRIPTION SONGS, MXM MUSIC AB, KASZ MONEY PUBLISHING and

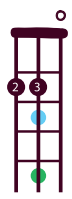
ONEIROLOGY PUBLISHING Administered by KOBALT SONGS MUSIC PUBLISHING

All Rights for BONNIE MCKEE MUSIC and WHERE DA KASZ AT? Administered by SONGS OF KOBALT MUSIC PUBLISHING

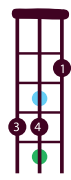
All Rights Reserved Used by Permission



Major Chords



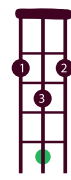
A



B



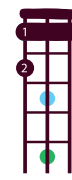
C



D



E

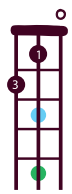


F

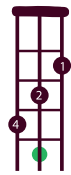


G

Minor Chords



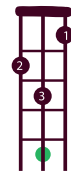
Am



Bm



Cm



Dm



Em



Fm



Gm

For sharp chords (#), play one half-step higher. For flat chords (b), play one half-step lower. Example: for Gm#, place your finger across the 4th space, instead of the 3rd space.



@looguitars

For a digital version of this manual including how-to videos, download our Loog Academy app at the iOS app store.