

Hematology and Coagulation Controls

Your Quality Goals Realized





Comprehensive QC solutions for building an effective quality control strategy

Hematologists and physicians rely on the accuracy of hematology and coagulation tests to diagnose, treat and prevent various blood disorders or diseases related to blood. That's why finding, designing and implementing the right quality control strategy is critical for your lab. The ideal quality control system minimizes the risk of reporting erroneous test results while streamlining operations and increasing productivity.

Helping you build a more complete quality control system

At Bio-Rad, we understand that you need a robust quality plan designed to meet your specific quality control goals and objectives. That's why we offer a wide range of assayed hematology and coagulation controls that enable you to easily expand your QC capabilities and help achieve compliance with regulatory agencies.

Giving you the confidence of industry-leading products and support

As a leader in QC, we offer a comprehensive portfolio of EQAS®, Independent QC and QC Data Management solutions, along with support and educational resources to ensure the process of building a more complete quality control system.

Partner with the Experts in Quality Control



EQAS®

An independent, external snapshot of performance in comparison to your peers.




Independent QC

Ongoing, proactive, unbiased daily QC that identifies errors as they occur or begin to trend.



Unity™

QC Data Management tools that help you create a strategy to reduce risk and streamline QC workflow.



Partner with the leader in Independent Quality Controls

More laboratories trust Bio-Rad for quality control products than any other manufacturer. Our decades of industry leadership give you the security of consistent product quality that helps ensure reliable test results.

Regulatory bodies worldwide recognize the importance of independent quality controls

Most guidelines recognize that Independent QC is an important part of an effective laboratory quality plan. Bio-Rad's family of independent hematology and coagulation controls monitor the precision of the instrument to help minimize the risk associated with reporting inaccurate patient test results.

A comprehensive portfolio of quality control products

Having the right products is critical to keeping your lab running smoothly and maintaining your quality control system. Bio-Rad provides a comprehensive portfolio of high quality products readily available for when you need them.

Improve efficiency through a supportive partnership

We provide complete service, support and consultation to our customers. When you purchase quality control products from Bio-Rad, you receive the backing of a Technical Services Department focused on providing the support and education you need to troubleshoot and resolve problems as they occur.

Educational programs to expand your QC knowledge

Our commitment to enabling our customers to become QC experts makes us the right partner for you. E-learning programs through QCNet™ and a growing library of publications and product documentation help you better understand both the technical and regulatory aspects of quality control.



A complete solution to support your quality control plan

From basic proficiency testing to strategic risk management, Bio-Rad has the products and services you need to design a quality control plan that meets your organization's requirements.

Hematology Controls

Our Liquichek™ hematology and reticulocyte controls are suitable for use on a variety of instruments, including hematology analyzers manufactured by Abbott, Beckman Coulter®, Siemens, Sysmex, and other test systems.

For Abbott Systems

Liquichek™ Hematology Control (A)

An assayed hematology control for monitoring values on Abbott CELL-DYN® analyzers with 3-part and 5-part differential analyzers. Assayed values for the Abbott CELL-DYN® 1700, 1800, 3200, 3500, and CELL-DYN Ruby® analyzers.

- Blood cells in plasma-like fluid
- 78 day shelf life at 2–8°C
- 8 day open-vial stability at 2–8°C

Parameters

Basophils (BASO)	Neutrophils (NEUT)
% Basophils	% Neutrophils
Eosinophils (EOS)	Nucleated Red Blood Cells (NRBC)
% Eosinophils	Nucleated Red Blood Cells/100 WBC (NRBC/WBC%)
Granulocytes (GRAN)	Plateletcrit (PCT)*
Hematocrit (HCT)	Platelet Volume Distribution Width (PDW)*
Hemoglobin (Total)	Platelets (PLT)
Lymphocytes (LYMPH)	Platelets Impedance Method (PLTi)
% Lymphocytes	Red Blood Cell Distribution Width (RDW)
Mean Corpuscular Hemoglobin (MCH)	Red Blood Cells (RBC)
Mean Corpuscular Hemoglobin Concentration (MCHC)	Red Blood Cells, Optical (RBCo)
Mean Corpuscular Volume (MCV)	White Blood Cells (WBC)
Mean Platelet Volume (MPV)	White Optical Count (WOC)
MID	White Impedance Count (WIC)
Monocytes (MONO)	Nucleated Optical Count (NOC)
% Monocytes	



*Values reported by the analyzer are not for diagnostic use
Refer to myeinserts.com or the package insert of currently available lots for specific parameter and stability claims.

Liquichek™ Reticulocyte Control (A)

An assayed whole blood reticulocyte control for use with the Abbott CELL-DYN® 3500 and 3700 analyzers.

- Red cells suspended in plasma-like fluid
- 75 day shelf life at 2–8°C
- 16 day open-vial stability at 2–8°C

Liquichek™ Reticulocyte Control (A-I)

An assayed reticulocyte control for use with the Abbott CELL-DYN Sapphire® hematology analyzers. Assayed values are also provided for manual methods.

- Red cells suspended in plasma-like fluid
- 78 day shelf life at 2–8°C
- 14 day open-vial stability at 2–8°C

Parameters for Liquichek™ Reticulocyte Control (A) and Liquichek™ Reticulocyte Control (A-I)

Immature Reticulocyte Fraction (IRF)

Red Blood Cells (RBC)*

Reticulocyte (Retic)

*Available in Liquichek™ Reticulocyte Control (A-1) only.

For Beckman Coulter Systems

Liquichek™ Hematology Control (C)

An assayed hematology control for monitoring values obtained on Beckman Coulter® hematology analyzers with complete CBC and VCS 5-part differential technology. Assayed values for the Coulter® STKS™, LH 500, LH 700, MAXM™, HmX, and GEN-S™ analyzers.

- Blood cells suspended in plasma-like fluid
- 105 day shelf life at 2–8°C
- 14 day open-vial stability at 2–8°C

Parameters

Basophils (BASO)
Eosinophils (EOS)
Hematocrit (HCT)
Hemoglobin (HGB)
Lymphocytes (LYMPH)
Mean Corpuscular Hemoglobin (MCH)
Mean Corpuscular Hemoglobin Concentration (MCHC)
Mean Corpuscular Volume (MCV)
Mean Platelet Volume (MPV)

Monocytes (MONO)
Neutrophils (NEUT)
Plateletcrit (PCT)*
Platelet Distribution Width (PDW)*
Platelets (PLT)
RDW-SD¹
Red Blood Cell Distribution Width (RDW)
Red Blood Cells (RBC)
White Blood Cells (WBC)

*Values reported by analyzer are not for diagnostic use.

¹For Beckman Coulter® LH and Unicel® DxH™ 800 only.



Refer to myinserts.com or the package insert of currently available lots for specific parameter and stability claims.

Liquichek™ Reticulocyte Control (C)

An assayed hematology control for monitoring values obtained on Beckman Coulter analyzers using VCS technology.

- Red cells suspended in plasma-like fluid
- 14 day open-vial stability at 2–8°C
- 75 day shelf life at 2–8°C

Parameters

Immature Reticulocyte Fraction (IRF)
Mean Reticulocyte Volume (MRV)
Red Blood Cells (RBC)
Reticulocyte (Retic)

For Siemens Systems

Liquichek™ Hematology Control (S)

An assayed hematology control for monitoring values obtained on Siemens analyzers with 3-part and 5-part differential technology.

- Blood cells suspended in plasma-like fluid
- 80 day shelf life at 2–8°C
- 14 day open-vial stability at 2–8°C

Parameters

Basophils (BASO)
Cellular Hemoglobin Concentration Mean (CHCM)
Eosinophils (EOS)
Hematocrit (HCT)
Hemoglobin (HGB)
Hemoglobin Concentration Distribution Width (HDW)
Large Unstained Cells (LUC)
Lymphocytes (LYMPH)
Mean Corpuscular Hemoglobin (MCH)
Mean Corpuscular Hemoglobin Concentration (MCHC)
Mean Corpuscular Volume (MCV)

Mean Platelet Volume (MPV)
Monocytes (MONO)
NEUT X
NEUT Y
Neutrophils (NEUT)
Platelets (PLT)
Red Blood Cell Distribution Width (RDW)
Red Blood Cells (RBC)
White Blood Cells (WBC)
White Blood Cells Counts Measured in Perox Channel (WBCP Perox)

Liquichek™ Reticulocyte Control (S)

An assayed hematology control monitoring values obtained on Siemens analyzers with automated reticulocyte counting methods.

- Red cells suspended in plasma-like fluid
- 80 day shelf life at 2–8°C
- 14 day open-vial stability at 2–8°C

Parameters

Cellular Hemoglobin Concentration Mean of Gated Red Blood Cells (CHCMg)
Cellular Hemoglobin Concentration Mean of Reticulocytes (CHCMr)
Mean Corpuscular Volume of Gated Red Blood Cells (MCVg)
Mean Corpuscular Volume of Reticulocytes (MCVr)

Mean Hemoglobin Content of All Gated Red Cells (CHg)
Mean Hemoglobin Content of Reticulocytes (CHr)
Reticulocyte (Retic)
Total Red Blood Cell Counts in Retic Channel (Retic RBC)



Refer to myinserts.com or the package insert of currently available lots for specific parameter and stability claims.

Liquichek™ Hematology Control (X)

An assayed hematology control for use with Sysmex hematology analyzers with 5-part differential technology.

- Blood cells in plasma-like fluid
- 80 day shelf life at 2–8°C
- Stable for 15 days open-vial or 15 samplings, whichever comes first, when stored at 2–8°C

Parameters

Basophils (BASO)
Eosinophils (EOS)
Hematocrit (HCT)
Hemoglobin (HGB)
Lymphocytes (LYMPH)
Mean Corpuscular Hemoglobin (MCH)
Mean Corpuscular Hemoglobin Concentration (MCHC)
Mean Corpuscular Volume (MCV)
Mean Platelet Volume (MPV)

Monocytes (MONO)
Neutrophils (NEUT)
Nucleated Red Blood Cells (NRBC)*
Platelets (PLT)
Platelets, Optical Count (PLT-o)*
Red Blood Cell Distribution Width-CV (RDW-CV)
Red Blood Cell Distribution Width-SD (RDW-SD)
Red Blood Cells (RBC)
White Blood Cells (WBC)

*No claims made for expected value or stability.

Liquichek™ Reticulocyte Control (X)

An assayed reticulocyte control for use with Sysmex hematology analyzers with automated reticulocyte counting methods.

- Red cells suspended in plasma-like fluid
- 80 day shelf life at 2–8°C
- Stable for 15 days open-vial or 15 samplings, whichever comes first, when stored at 2–8°C

Parameters

Immature Reticulocyte Fraction (IRF)
Red Blood Cells (RBC)
Reticulocyte (Retic)



Refer to myinserts.com or the package insert of currently available lots for specific parameter and stability claims.

Liquichek™ Hematology-16 Control

Specifically designed for use on most hematology analyzers that measure up to 16 parameters and 3-part white blood cell differentials. This trilevel control can be used on either manual sampling or automatic cap-piercing instruments and is assayed for most 2-16 parameter instruments.

- Blood cell suspension
- 160 day shelf life at 2–8°C
- 21 day open-vial stability at 2–8°C

Parameters

Granulocytes (GRAN)
Hematocrit (HCT)
Hemoglobin (HGB)
Lymphocytes (LYMPH)
Mean Corpuscular Hemoglobin (MCH)
Mean Corpuscular Hemoglobin Concentration (MCHC)
Mean Corpuscular Volume (MCV)

Mean Platelet Volume (MPV)
Mid-Sized Cells (MID)
Monocytes (MONO)
Platelets (PLT)
Red Blood Cell Distribution Width (RDW)
Red Blood Cells (RBC)
White Blood Cells (WBC)

Liquichek™ Hematology-16T Control

A hematology reference control used in monitoring determinations of blood cell values on Sysmex® and Abbott 3-part differential hematology analyzers.

- Blood cells in plasma-like fluid
- 105 day shelf life at 2–8°C
- 14 day open-vial stability at 2–8°C

Parameters

Granulocytes (GRAN)
Hematocrit (HCT)
Hemoglobin (Total)
LYMPH (W-SCC & W-SCR)
Lymphocytes (LYMPH)
Mean Corpuscular Hemoglobin (MCH)
Mean Corpuscular Hemoglobin Concentration (MCHC)
Mean Corpuscular Volume (MCV)
Mean Platelet Volume (MPV)
MID

MXD (W-MCC & W-MCR)
NEUT (W-LCC & W-LCR)
Platelets (PLT)
Red Blood Cell Distribution Width (RDW)
Red Blood Cell Distribution Width-CV (RDW-CV)
Red Blood Cell Distribution Width-SD (RDW-SD)
Red Blood Cells (RBC)
Spun Hematocrit (Spun HCT)
White Blood Cells (WBC)

Liquichek™ Sedimentation Rate Control

A bilevel, human whole blood control designed to monitor the precision of both manual and automated methods for measuring erythrocyte sedimentation rates. Assayed for over 20 automated and manual methods, including Westergren and Wintrobe.

- Stabilized human red blood cells in suspensions
- 31 day open-vial stability at 18–30°C
- 540 day shelf life at 18–30°C

Parameter

Erythrocyte Sedimentation Rate (ESR)



Refer to myinserts.com or the package insert of currently available lots for specific parameter and stability claims.

Coagulation Controls

Our Coagulation controls provide values for coagulation times, factors and fragments across a wide range of platforms and with a three year shelf life, the controls allow for fewer cross crossover studies.

Lyphochek® Coagulation Control

Extended open-vial stability reduces the cost of daily QC and offers even more value where quality control testing must be performed on every shift. Three year shelf life also allows laboratories to save money by performing fewer crossover studies.

- Human based
- 3 year shelf life at 2–8°C
- 48 hour open-vial stability at 2–25°C

Analytes

Activated Partial Thromboplastin Time (APTT)
Antithrombin III (AT III)
Fibrinogen
Prothrombin Time (PT)
Thrombin Time (TT)

Lyphochek® Hemostasis Control

Supplements the basic parameters provided by Lyphochek® Coagulation Control with additional factors and provides QC for more specialized diagnostic testing. Three year shelf life also allows laboratories to save money by performing fewer crossover studies.

- Human based
- 3 year shelf life at 2–8°C
- 8 hour open-vial stability at 2–25°C, except for Protein S at 2–8°C

Analytes

Activated Partial Thromboplastin Time (APTT)
Antithrombin III (AT III)
Factors II, V, VII, VIII, IX, X, XI and XII
Fibrinogen
Plasminogen
Protein C (Functional)
Protein S (Functional)
Prothrombin Time (PT)
Thrombin Time (TT)

Liquichek™ D-dimer Control

Four level control monitoring assay precision across the critical range used in diagnosis of thrombotic events on multiple platforms. Consult tables for platforms and target values.

- Liquid, human-plasma based
- 3 year shelf life at -20°C to -70°C
- 15 day open-vial stability at 2–8°C

Analyte

D-dimer



Refer to myinserts.com or the package insert of currently available lots for specific parameter and stability claims.



External Quality Assessment Programs

Bio-Rad's comprehensive, internationally recognized External Quality Assurance Services (EQAS®) ease your process, improve your efficiency, and increase your confidence in results.

Make the best use of your time and resources by increasing your efficiency by consolidating your external qualitative blood typing and qualitative and quantitative infectious disease assessments to Bio-Rad EQAS® programs. Feel secure knowing that you have technical support from the experienced professionals at Bio-Rad to assist you in selecting and implementing the right programs for your compliance needs.

In addition, EQAS® makes it easy to meet your laboratory's proficiency testing needs because Bio-Rad's programs:

- Are accredited to ISO/IEC 17043:2010 "Conformity assessment—General requirements for proficiency testing"
- Satisfy EQA requirements for ISO 15189 accredited labs
- Have a large international database with participants from over 108 countries
- Provide comprehensive, easy-to-read and -understand reports presented in a clear, graphic format.

Hematology Program

- Liquid product with human RBCs
- Choice of 11 basic hematology parameters
- For use on manual or automated analyzers
- Convenience of primary pierceable tubes
- 12-month cycle consisting of 4 separate shipments
- Submit results for the appropriate sample every month
- 3 x 2 mL (each shipment)

Parameters

Hematocrit (HCT)	Platelets (PLT)
Hemoglobin	Red Blood Cells (RBC)
Mean Corpuscular Hemoglobin (MCH)	Red Blood Cell Distribution Width (RDW)
Mean Corpuscular Hemoglobin Concentration (MCHC)	Red Blood Cell Distribution Width-SD (RDW-SD)
Mean Corpuscular Volume (MCV)	White Blood Cells (WBC)
Mean Platelet Volume (MPV)	

Coagulation Program

- Lyophilized, human plasma based
- 8 parameters for external assessment of laboratory coagulation test performance
- 12-month cycle
- 12 x 1 mL

Analytes

Antithrombin III (ATIII)	Protein C
APTT	Protein S
Fibrinogen	PT
INR	Thrombin Time (TT)



Unity™ QC Data Management Solutions

Unity™ enables you to work smarter, making it possible to achieve optimum lab practice for your QC workflow. Reducing manual QC data management tasks with software automation frees your staff to focus on more critical tasks. Unity™ ultimately helps your team deliver objectives more efficiently and with greater ease.

Unity™ gives you the confidence that comes with more active risk management. Unity™ enables:





- Increased oversight with real-time bench and supervisor data review
- Better ongoing management and interpretation of QC results so you can achieve accurate results consistently.

With Unity™ you get the tools you need to design a strategy to improve your lab's performance and competitive edge. Customize your strategy with risk management tools and

take advantage of adding modules and options to expand your capabilities to meet future needs without having to implement new software.

Choose From Four Unity™ Solutions

Bio-Rad Laboratories offers several options for participation in the Unity™ Interlaboratory Program. Refer to the product comparison grid below to help determine which solution is the most appropriate for your laboratory.

	Basic User Options		Advanced User Options	
	 UnityWeb®	 Unity Real Time® LT	 Unity Real Time® online	 Unity Real Time®
Type of Solution				
Web Service (Web-based)	X		X	
Desktop Software		X		X
Unity™ Interlaboratory Reports				
Monthly Reports	X	X	X	X
InstantQC™ Reports	X	X	X	X
Basic Intralaboratory Charts & Reports				
Westgard Rules	X	X	X	X
Various Charts and Reports	X	X	X	X
Additional Features				
Westgard Advisor™ (Subscription sold separately)	X		X	X
Bench Review with Data Review Report	X	X	X	X
Supervisor Data Review with Data Review Report			X	X
Analytical Goals			X	X
Dynamic Data Set Comparisons			X	X
Database Platform				
Bio-Rad Hosted	X		X	
Installed on Local Laboratory PC		X		X
Connectivity (Sold separately)				
WebConnect™	X		X	
UnityConnect™	X	X	X	X



Basic



Advanced



Desktop based




Web based



Mobile

Want to know more? Discover the power of Unity™ Solutions at www.bio-rad.com/qc-datamanagement



Unity™ QC Data Management Solutions

Bio-Rad Quality Controls are part of the Unity™ Program with its industry-leading features for benchmarking laboratory performance.

- Benefit from peer data generated from more than 40,000 instruments worldwide
- Utilize real-time access to peer group comparisons to help with troubleshooting
- Consolidate your entire laboratory into one QC system
- Facilitate run-time decisions with optimized Westgard rules
- Facilitate compliance with simple tools to review rule violations and document corrective actions
- Define your own quality requirements and track key quality performance indicators

You can consolidate your entire laboratory into one QC system through our Unity™ Program. This sophisticated software includes best-in-class tools to support releasing results, benchmarking laboratory performance, and designing your QC system.

Unity™ Software Solutions

Contact your local sales representative for more information about all of our QC Data Management Solutions.



Unity Real Time®



Expert QC Data Management Solution for Desktop or Online Users

- Facilitate regulatory compliance under CLIA and ISO 15189
- Improve real-time bench and supervisor QC data review
- Implement best QC rules when used with Westgard Advisor™
- Run validation with comprehensive audit trails
- Advanced charts and reports for data analysis
- Reduce non-essential retests with Analytical Goal options
- Upload QC data points from an LIS, middleware or instrument (optional)
- RiLiBÄK Advisor™ module available to comply with German regulations



UnityWeb®



Entry-Level Online QC Data Management Solution

- No software to install and maintain
- Use basic QC rules, charts and reports
- Upgrade easily to Unity Real Time® online for more advanced tools and features
- Upload QC data points from an LIS, middleware or instrument (optional)
- Access UnityWeb® via mobile device



Basic



Advanced



Desktop based



Web based



Mobile

Want to know more? Discover the power of Unity™ Solutions at www.bio-rad.com/qc-datamanagement

Use Bio-Rad's Hematology Controls on these popular instruments

- Use for CBC and 5-Part Differential Parameters
- ▲ Use for CBC and 3-Part Differential Parameters
- ◆ Use for Reticulocyte Counts
- Use for CBC and Lymph
- Use for CBC Parameters Only
- ❖ Use for Manual Methods
- ✓ POCT Methods Available

Manufacturer/Instrument(s)	Hematology (A)	Reticulocyte (A)	Reticulocyte (A-I)	Hematology (C)	Reticulocyte (C)	Hematology (S)	Reticulocyte (S)	Hematology (X)	Reticulocyte (X)	Hematology-16	Hematology-16T
Abbott Diagnostics											
CELL-DYN® 1600/1700/1800	▲									▲	▲
CELL-DYN® 3000/ 3200	■	◆									
CELL-DYN® 3500/3700	■	◆								▸	
CELL-DYN® 4000	■		◆								
CELL-DYN Ruby™	■	◆									
CELL-DYN Sapphire®	■		◆								
CELL-DYN Emerald®	■									▲	
HORIBA ABX Diagnostics											
ABx Pentra 80/80XL										▸	
Micros 60										▲	
Beckman Coulter®											
AcT™ DIFF/Act™ DIFF2										▲	
AcT™ 5DIFF/UniCell® DxH™ 800				■						▸	
COULTER® GeN•S				■	◆					●	
LH 500/700 Series				■	◆					▸	
STKS™/MAXM™ /HmX				■						▸	
ERMA											
PCE 210										▲	
FORTRESS											
CELLDIFF-3										▲	
Medonic											
M-Series										▲	
Mindray											
BC-2600/2800										▲	
BC-3000CT/3200/3000 PLUS										▲	
Samsung											
Geo										▲	
Siemens											
ADVIA® 60						▲					
ADVIA® 120/2120/2120i						■	◆				
Sysmex											
KX-21											▲
XE-2100/XE-5000								■	◆	▸	
XN Series								■	◆	▸	
XS-800i/XS-1000i								■	◆	▸	
XT-4000i								■	◆	▸	
XT-1800i/XT 2000i								■	◆	▸	
URIT											
2000-Plus										▲	
3000/3010/3300										▲	
3000-Plus/URIT 3020										▲	
Other											
Manual Methods	❖		❖			❖				❖	❖
POCT Methods										✓	

If your instrument model is not listed, please contact your nearest Bio-Rad office for current control information.

Use Bio-Rad's Coagulation Controls on these popular instruments

Manufacturer/ Instrument(s)	Coagulation	D-dimer	Hemostasis
Abbott Diagnostics			
ARCHITECT®		●	
Alere™			
Triage®		●	
Beckman Coulter®			
Olympus AU		●	
bioMérieux			
VIDAS®		●	
Diagnostica Stago			
STA® Hemostasis System	●	●	●
Instrumentation Laboratory			
ACL® Advance/Futura	●	●	
ACL® 8000		●	
ELECTRA®	●		
Mitsubishi			
PATHFAST®		●	
Roche Diagnostics			
COBAS INTEGRA®		●	
Hitachi® Systems		●	
Siemens			
BCS®/BCT®	●	●	●
Stratus® CS		●	
Sysmex® CA Series	●	●	
Trinity Biotech			
AMAX® Series	●		
Other			
POCT Methods		●	

If your instrument model is not listed, please contact your nearest Bio-Rad office for current control information.

Popular Instruments for D-dimer Assays

Instrument	Level Low	Level 1	Level 2	Level 3
Abbott ARCHITECT®	●	●	●	●
Alere Triage® Meter Pro		●	●	●
Beckman Coulter® Olympus AU		●	●	●
bioMérieux	●	●	●	●
Diagnostica Stago	●	●	●	●
IL ACL	●	●	●	●
Mitsubishi PATHFAST®	●	●	●	
Roche/Hitachi® Cobas	●	●	●	●
Siemens BCS®	●	●	●	●
Siemens Immulite® 2000		●	●	●
Siemens Stratus®	●	●	●	●
Sysmex® CA Series	●	●	●	●

These are recommended levels.
Refer to package insert for complete instrument listing.

Target Level

	D-dimer ng/mL (FEU)*
Level Low	250
Level 1	550
Level 2	1600
Level 3	3200

The values listed are approximate targets.
The actual observed values will vary depending upon lot number, analyzer, reagent, method, and calibrator.

*Fibrinogen Equivalent Units (FEU) = twice the mass of the D-DU (D-dimer units).

Ordering Information

Cat #	Product Name	Configuration
Independent Quality Control		
Liquichek™ Hematology Control (A)		
865	Trilevel (4 of each level)	12 x 3 mL
866	Low	4 x 3 mL
867	Normal	4 x 3 mL
868	High	4 x 3 mL
865X	Trilevel MiniPak (1 of each level)	3 x 3 mL
Liquichek™ Reticulocyte Control (A)		
854	Level 1	4 x 3 mL
855	Level 2	4 x 3 mL
855X	Bilevel MiniPak (1 of each level)	2 x 3 mL
Liquichek™ Reticulocyte Control (A-I)		
916	Level 1	4 x 3 mL
917	Level 2	4 x 3 mL
915X	Bilevel MiniPak (1 of each level)	2 x 3 mL
Liquichek™ Hematology Control (C)		
904	Trilevel (4 of each level)	12 x 5 mL
905	Low	4 x 5 mL
906	Normal	4 x 5 mL
907	High	4 x 5 mL
904X	Trilevel MiniPak (1 of each level)	3 x 5 mL
Liquichek™ Reticulocyte Control (C)		
826	Level 1	4 x 4 mL
827	Level 2	4 x 4 mL
828	Level 3	4 x 4 mL
827X	Trilevel MiniPak (1 of each level)	3 x 4 mL
Liquichek™ Hematology Control (S)		
449	Trilevel (4 of each level)	12 x 3.5 mL
449X	Trilevel MiniPak (1 of each level)	3 x 3.5 mL
Liquichek™ Reticulocyte Control (S)		
921	Level 1	4 x 4 mL
922	Level 2	4 x 4 mL
923	Level 3	4 x 4 mL
922X	Trilevel MiniPak (1 of each level)	3 x 4 mL
Liquichek™ Hematology Control (X)		
487	Trilevel (4 of each level)	12 x 4.5 mL
487X	Trilevel MiniPak (1 of each level)	3 x 4.5 mL
Liquichek™ Reticulocyte Control (X)		
926	Level 1	4 x 3 mL
927	Level 2	4 x 3 mL
928	Level 3	4 x 3 mL
927X	Trilevel MiniPak (1 of each level)	3 x 3 mL
Liquichek™ Hematology-16 Control		
760	Trilevel (2 of each level)	6 x 3 mL
761	Low	6 x 3 mL
762	Normal	6 x 3 mL
763	High	6 x 3 mL
760X	Trilevel MiniPak (1 of each level)	3 x 3 mL

Cat #	Product Name	Configuration
Liquichek™ Hematology-16T Control		
144	Trilevel (4 of each level)	12 x 2.5 mL
144X	Trilevel MiniPak (1 of each level)	3 x 2.5 mL
Liquichek™ Sedimentation Rate Control		
514	Level 1	4 x 9 mL
515	Level 2	4 x 9 mL
514X	Bilevel MiniPak (1 of each level)	2 x 9 mL
Lymphochek® Coagulation Control		
744	Level 1	12 x 1 mL
745	Level 2	12 x 1 mL
746	Level 3	12 x 1 mL
745X	Trilevel MiniPak (1 of each level)	3 x 1 mL
Liquichek™ D-dimer Control		
27100	Level Low	6 x 1 mL
27101	Level 1	6 x 1 mL
27102	Level 2	6 x 1 mL
27103	Level 3	6 x 1 mL
27102X	Four Level MiniPak (1 of each level)	4 x 1 mL
Lymphochek® Hemostasis Control		
597	Level 1	12 x 1 mL
598	Level 2	12 x 1 mL
599	Level 3	12 x 1 mL
598X	Trilevel MiniPak (1 of each level)	3 x 1 mL
EQAS® Programs		
Hematology Program¹		
BC90A	Shipment A	3 x 2 mL
BC90B	Shipment B	3 x 2 mL
BC90C	Shipment C	3 x 2 mL
BC90D	Shipment D	3 x 2 mL
Coagulation Program¹		
BC34	Program	12 x 1 mL
QC Data Management Solutions		
UnityWeb®		
870-1	UnityWeb®	Annual subscription
Unity Real Time® LT		
805-1	Unity Real Time® LT	Annual subscription
Unity Real Time® online		
804-W1	Unity Real Time® online	Annual subscription
Unity Real Time®		
804	Installation Package	Single use
804-1	Unity Real Time®	Annual subscription
825i	Unity™ Remote Installation & Training	Single use

¹Aspects of the program are subcontracted from an approved supplier. Refer to myinserts.com or the package insert for current analyte claims.



**Bio-Rad
Laboratories**

For further information, please contact the Bio-Rad office nearest you or visit our website at www.bio-rad.com/qualitycontrol

**Clinical
Diagnostics Group**

Website www.bio-rad.com/qualitycontrol **Australia** 61-2-9914-2800 **Austria** 43-1-877-8901 **Belgium** +32 (3)710-53-00 **Brazil** +55 (31)3689-6600 **Canada** 1-514-334-4372 **China** 86-21-61698500 **Czech Republic** 420-241-430-532 **Denmark** +45-4452-1000 **Finland** 358-9-804-22-00 **France** 33-1-47-95-60-00 **Germany** +49 (0)89-318-840 **Greece** 30-210-7774396 **Hong Kong** 852-2789-3300 **Hungary** +36-1-459-6100 **India** 1800-180-1224 **Israel** 972-3-9636050 **Italy** +39-02-216091 **Japan** 81-3-6361-7070 **Korea** 82-2-3473-4460 **Mexico** +52 (55)5488-7670 **The Netherlands** +31-318-540666 **New Zealand** 64-9-415-2280 **Norway** +47-23-38-41-30 **Poland** 48-22-3319999 **Portugal** 351-21-472-7700 **Russia** +7-495-721-1404 **Singapore** 65-6415-3170 **South Africa** 27-11-442-85-08 **Spain** 34-91-590-5200 **Sweden** +46-8-555-127-00 **Switzerland** +41 (0)26-674-55-05/06 **Taiwan** 886-2-2578-7189 **Thailand** 662-651-8311 **United Kingdom** +44 (0)20-8328-2000

Architect, CELL-DYN, Ruby and Sapphire are trademarks of Abbott Laboratories. Triage is a trademark of Alere. Act, DxH, GEN-S, MAXM, STKS and Unicel are trademarks of Beckman Coulter, Inc. VIDAS is a trademark of bioMérieux SA. STA is a trademark of Diagnostica Stago. ACL and ELECTRA are trademarks of Instrumentation Laboratory Company. PATHFAST is a trademark of Mitsubishi Chemical Medicine Corporation. Integra and Hitachi are trademarks of Roche Diagnostics. ADVIA, BCS, BCT, Immulite, Stratus and Sysmex are trademarks of Siemens Healthcare Diagnostics. AMAX is a trademark of Trinity Biotech Plc.