



HIACE



HIACE | OVERVIEW

The van. Not usually one to raise a pulse. With the Toyota Hiace, we think we might have cracked it. Toyota has completely redesigned the sixth-generation Hiace to meet the needs of the widest group of customers yet, who are seeking a safe, well-engineered, efficient, comfortable and trusted workhorse with plenty of space for any trade.

Hiace ZR range:



HIACE 2 SEAT ZR GLASS VAN

POWER / TORQUE
130kW / 450Nm (AUTO) / 420Nm (MAN)

TRANSMISSION
6-SPEED AUTO or 6-SPEED MANUAL

FUEL CONSUMPTION (COMBINED)*
8.2L/100km (AUTO) 7.5L/100km (MAN)

CO² EMISSIONS (COMBINED)*
214g/km (AUTO) 195g/km (MAN)



HIACE 5 SEAT ZR HALF PANEL VAN

POWER / TORQUE
130kW / 450Nm

TRANSMISSION
6-SPEED AUTO

FUEL CONSUMPTION (COMBINED)*
8.2L/100km

CO² EMISSIONS (COMBINED)*
214g/km



HIACE 10 SEAT ZR MINIBUS

POWER / TORQUE
130kW / 450Nm

TRANSMISSION
6-SPEED AUTO

FUEL CONSUMPTION (COMBINED)*
7.7L/100km

CO² EMISSIONS (COMBINED)*
201g/km

Hiace ZX range:



HIACE 2 SEAT ZX GLASS VAN

POWER / TORQUE
130kW / 450Nm

TRANSMISSION
6-SPEED AUTO

FUEL CONSUMPTION (COMBINED)*
8.4L/100km

CO² EMISSIONS (COMBINED)*
219g/km



HIACE 2 SEAT ZX PANEL VAN

POWER / TORQUE
130kW / 450Nm

TRANSMISSION
6-SPEED AUTO

FUEL CONSUMPTION (COMBINED)*
8.4L/100km

CO² EMISSIONS (COMBINED)*
219g/km

COMMON RANGE FEATURES



2.8L TURBO DIESEL
ENGINE WITH START-STOP



TOYOTA SAFETY SENSE



7" TOUCHSCREEN AUDIO WITH
MOBILE ASSISTANT, BLUETOOTH,
VOICE RECOGNITION



SATELLITE NAVIGATION WITH
SUNA TRAFFIC CHANNEL
(ONLY AVAILABLE IN SELECT REGIONS)



POWER ADJUSTABLE
FOLDING MIRRORS
WITH HEATER

* Fuel consumption as per ADR 81/02 (combined cycle) and emissions as per ADR 79/04 & 30/01 (combined cycle)

OTHER STANDARD SAFETY FEATURES



BLIND SPOT MONITOR



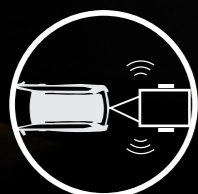
REAR CROSS TRAFFIC ALERT



2 x FRONT, 4 x REAR PARKING SENSORS



REVERSING CAMERA WITH DYNAMIC GUIDELINES



TRAILER SWAY CONTROL



Toyota Safety Sense^{*} is a package of active safety systems designed to keep you and your passengers protected, wherever you are.

The Hiace Toyota Safety Sense package includes a Pre-Collision System, Lane Departure Alert, Road Sign Assist and Automatic High Beam that allow you to focus more easily on the road ahead.

Toyota Safety Sense comes standard in every Hiace model.

*refer to last page



Pre-Collision System with Autonomous Emergency Braking, and Pedestrian and Cyclist Detection

The Pre-Collision System uses a radar sensor and a camera to determine whether a frontal collision with another vehicle, pedestrian or cyclist is imminent. This system has enhanced low-light capabilities to help detect pedestrians at night, and the camera and millimetre-wave radar can also detect cyclists during the day. If the system detects a frontal collision may occur it will warn you with an audio and visual alert to urge you to take evasive action. It then prepares the Brake Assist system to provide maximum braking assistance, if you do not brake in time it may also automatically apply the brakes to help you avoid the collision or reduce the speed of the impact.



Lane Departure Alert function with Yaw Assist Function and Vehicle Sway Warning

Lane Departure Alert is designed to reduce the possibility of an accident due to your vehicle unintentionally drifting out of its lane. The system recognises visible white and yellow lane markings and if it detects the possibility of lane departure, will urge you to steer back into the lane using a warning buzzer and a visual display. The system can also provide assistance by applying a small braking force for a short time to help the driver keep the vehicle in its lane.



Automatic High Beam

Automatic High Beam makes night driving a little easier - a built-in camera detects head and tail lights of other vehicles and dips your lights accordingly.



Road Sign Assist

Road Sign Assist monitors road speed signs using a camera and then displays the current speed limit to the driver via the Multi-Information Display. The system can be configured to provide an audio and/or visual alert if the vehicle speed exceeds a designated threshold above the posted limit.

HIACE | ZR CARGO VAN



ZR 2 SEAT GLASS VAN MANUAL



ZR 2 SEAT GLASS VAN AUTO



KEY FEATURES



AVAILABLE WITH 6-SPEED i-MANUAL & AUTOMATIC TRANSMISSIONS



1500KG (AUTO), 1900KG (MAN) BRAKED TOWING WITH TRAILER SWAY CONTROL



SEATING FOR 2



BLIND SPOT MONITOR



REAR CROSS TRAFFIC ALERT



LEFT & RIGHT SLIDING SIDE DOORS

The efficient and practical Hiace ZR 2-seat van gets on with the job at hand, so you can get on with yours. The Hiace ZR 2-seat range gives you the option of choosing a 6-speed Intelligent Manual or Automatic transmission.

The exterior of the Hiace ZR 2-seat van is longer, wider, and taller than before, which means it now offers 6.2 cubic metres of cargo carrying capacity. The load floor length is 2745mm, load width is 1775mm with 1265mm between the rear wheel arches and the load height is 1315mm. Plus, the Hiace ZR 2-seat van offers sliding cargo doors on each side of the vehicle, for easier access to cargo when you are on the daily run. The cargo area is also designed to allow the easy fitting of racking or other modification, and it provides six tie down points on the floor.

Larger commercial vehicles undoubtedly suffer a few panel bumps and bruises in their everyday working life, but Toyota has gone to great lengths to mitigate parking damage when manoeuvring a Hiace van in narrow streets and loading bays. Each Hiace is fitted as standard with parking sensors in the front and rear bumpers, a Blind Spot Monitoring system (BSM), a reversing camera, and Rear Cross Traffic Alert (RCTA) which will alert you about oncoming traffic when trying to reverse the vehicle from a driveway or a building entrance.

The Hiace range is also equipped with power folding mirrors, to prevent possible damage when you are parking the vehicle in narrow streets or when you are manoeuvring inside a building.



AUTO SHOWN



HIACE | ZR HALF PANEL VAN



ZR 5 SEAT HALF PANEL VAN AUTO



During the working week the Hiace ZR half panel van will carry you and four passengers to the worksite. After hours this versatile workhorse can also transport friends and family in safety and comfort. As well as a rear cooler, the ZR half panel van is equipped with a rear step lamp and rear assist handgrips to make access safer and easier for your passengers. The three-person rear seat offers two ISOFIX and three tether anchors to secure children's car seats.

The Hiace ZR half panel van has plenty of space to carry equipment to the job with four tie down points on the cargo floor and the maximum payload for this vehicle is 950kg. It also has a maximum towing capacity of 1500kg with a braked trailer.

Every working day and every delivery job are different but no matter how lightly or heavily laden, the Hiace ZR half panel van promises consistent handling and stability as well as ride comfort even when the number of occupants or the amount of load changes.

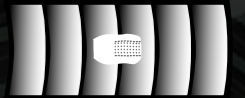
Toyota engineers have designed a new independent MacPherson type front suspension for the Hiace range to provide drivers with excellent steering feel, as well as consistent handling, and stability on the road, while passengers will notice higher levels of ride comfort and much less road noise.



KEY FEATURES




SEATING FOR 5



REAR COOLER



2 x ISOFIX & 3 X TETHER ANCHORS



REAR ASSIST GRIPS & STEP LIGHT



1500KG BRAKED TOWING WITH TRAILER SWAY CONTROL



HIACE | ZX CARGO VAN



ZX 2 SEAT GLASS VAN AUTO



ZX 2 SEAT PANEL VAN AUTO



LARGE BODY SIZE FOR
GREATER CARGO CAPACITY OVER
23% MORE LOAD LENGTH THAN ZR



KG

1500KG BRAKED
TOWING WITH
TRAILER SWAY CONTROL



SEATING FOR 2



OVERHEAD CONSOLE
STORAGE



SINGLE OR DUAL
SLIDING SIDE DOORS

The Hiace ZX range has plenty of usable space for anything from boxes to building supplies, pot plants to plumbing gear. There are 2 variants of ZX Cargo Van. The glass model has full length windows on both sides and a left side sliding door to the cargo area. The ZX panel van has side sliding doors on both sides and a more enclosed cargo area with just the left sliding door and rear door glazed.

The Hiace ZX offers 9.3 cubic metres of cargo carrying capacity. The load floor length is 3395mm, load width is 1775mm with 1265mm between the rear wheel arches and the load height is 1610 mm. This means it will comfortably accommodate larger Australian and smaller ISO sized pallets.

Inside the vehicle's cargo area, the Hiace ZX offers a maximum payload capacity of 1170kg for the Glass Van, and 1135kg for the Panel Van.

The Hiace ZX has a towing capacity of 1500kg with a braked trailer.

For many tradespeople or courier drivers a van isn't just a means of transportation, it's also a mobile office that requires a place for everything used during the working day. A large overhead tray in the Hiace ZX provides storage for longer items. The large front door pockets have space for smaller items and plastic drink bottles. Between the two front seats there's a large centre console tray - handy for storing lunch boxes or electronic devices.



HIACE | ZR MINIBUS



ZR 10-SEAT MINIBUS AUTO



KEY FEATURES



SEATING FOR 10




BLIND SPOT MONITOR



REAR CROSS TRAFFIC ALERT



1500KG BRAKED TOWING WITH TRAILER SWAY CONTROL



4 SPEAKERS



REAR HEATING & COOLING

Showcasing supreme space for all, the Hiace ZR Minibus seats up to ten people in style and comfort thanks to an overhead cooler and a separate underseat heater in the spacious rear passenger compartment, as well as the fitting of another two speakers for the audio system.

Two people can sit in each of the second and third rows seats, while the fourth row accommodates up to four occupants. The second and third-row seats have a tether anchor for a child's booster seat if needed. The fourth row seat can be folded away when not in use to create more luggage capacity.

Wasted time is lost revenue and opportunity for passenger transport and tourism operators, so Hiace ZR Minibus offers on board Satellite Navigation system with the SUNA traffic channel (only available in select regions) to minimise your time spent in traffic; or searching for a customer's physical address or location.

The touchscreen audio system in every Hiace van offers you full Bluetooth connectivity and Voice Recognition. It also has Mobile Assistant which uses Siri or Google Assistant voice commands from you to perform simple tasks such as sending a text message, setting a reminder, or to check on weather conditions at the destination through a compatible mobile phone.



HIACE ACCESSORIES

COLOURS & TRIM



Only Toyota Genuine Accessories are designed and manufactured to the same high standard as original parts. Fitting Toyota Genuine Accessories also ensures the integrity of your vehicle, with components tested to exacting standards for New Zealand conditions and backed by a 3 year or 100,000 kilometres* warranty. For more information on our Toyota Genuine Accessory range please contact your local Toyota Store or visit our website: www.toyota.co.nz

*Whichever comes first. Warranty valid from when accessory fitted, at time of new vehicle purchase at your Toyota Store.



Canvas Seat Covers Made using a tough, durable canvas for seat protection during heavy use and are designed for a snug fit to the seat for maximum comfort. Specially designed so air bag deployment is not affected. Seat belt buckle and adjustment controls remain fully accessible. Rear Seat Cover also available for Crew Van models.



Headlight Protectors - Acrylic (Clear) Provide added protection from insects, stone-chips and damage. Made from high strength acrylic which is resistant to cracking and UV discolouration. Easy to remove for cleaning and help you keep your Hiace looking brand new.



Bonnet Protector - PMMA Acrylic (Clear) Bonnet Protectors provide added protection from insects, stone-chips and damage. Made from high strength acrylic which is resistant to cracking and UV discolouration, Toyota Genuine Bonnet Protectors are easy to remove for cleaning.



Cargo Barrier The Toyota Genuine Cargo Barrier brings a higher level of occupant safety when carrying cargo that may move while driving. Designed and developed specifically for the Hiace, the Cargo Barrier is designed to work in conjunction with the vehicle's safety systems for maximum passenger protection. Available in front (Cargo van models) and rear position (Half panel van model only).



Air Conditioning Curtain The air conditioning curtain reduces cabin volume and restricts air conditioning air flow to just the front of your Hiace's cabin to improve effectiveness of heating/cooling for passengers.



Solid Partition Maximises occupant protection from carried loads like a cargo barrier, the solid partition is a solid panel with rubber seals that reduces airflow and liquids flowing in from the cargo area whilst also reducing noise from the storage area. The inbuilt window panel is also designed to allow for the driver to maintain rear and cargo area visibility.



Nudge Bar - Black Designed for your Hiace to provide protection from everyday knocks and bumps. Subjected to Toyota's rigorous strength, durability and environmental testing to ensure its long-term effectiveness. Correct deployment of airbags is assured thanks to the unique bracket system developed in tandem with the vehicle, it's also compatible with the vehicle's sensors. Available in both black and alloy.



Towbar and Wiring Harness Removeable tongue towbar rated to a maximum of 1900kg braked. This Towbar is designed specifically for Hiace, maximising function and safety.



Rear Technician Step with Towbar Mount cargo on the Hiace's roof with ease with the rear technician step. The step also provides rear bumper protection and is compatible with the vehicle's rear parking sensors. Rear Technician Step available with or without towbar. Rear technician step, tow bar, tow ball and trailer wiring harness sold separately.



French Vanilla
058
ZR & ZX



Quicksilver
1E7
ZR & ZX



Beige Metallic
4R4
ZX ONLY



Magma Red
3L5
ZR & ZX



Grey Fabric

HIACE SPECIFICATIONS

	HIACE ZR				HIACE ZX		
	5 SEAT HALF PANEL VAN AUTO	2 SEAT GLASS VAN MANUAL	2 SEAT GLASS VAN AUTO	10 SEAT MINIBUS AUTO	2 SEAT GLASS VAN AUTO	2 SEAT PANEL VAN AUTO	
MECHANICAL SPECIFICATIONS	Engine: 2.8 litre 4 cylinder in-line Turbo Diesel engine, 16 valve Double Overhead Cam (DOHC). Common Rail Injection system. Maximum power: 130 kW @ 3400rpm. Maximum Torque: 450 Nm @ 1600-2400rpm (auto); 420Nm @ 1400-2600rpm (manual)
	Fuel tank capacity is 70 litres. Fuel consumption: ADR 81/02 combined	8.2L/100km	7.5L/100km	8.2L/100km	7.7L/100km	8.4L/100km	8.4L/100km
	Diesel Particulate Filter (DPF). Exhaust emissions: ADR 79/04 & ADR 30/01 (combined)	214g/km	195g/km	214g/km	201g/km	219g/km	219g/km
	Transmission: 6-speed automatic, rear wheel drive; Stop & Start system
	Transmission: 6-speed intelligent manual, rear wheel drive; Stop & Start system
STEERING, BRAKES & SUBSENSION	Wheels: 16" steel wheels with full wheel cap	
	Tyre size: 215/70 R16; full size spare wheel	
	Brakes: Front ventilated disc (all variants). Rear ventilated disc (all auto variants), drum (manual variant)
	Suspension: Front - MacPherson strut front with stabiliser bar. Rear - Leaf spring rigid axle
	Hydraulic rack & pinion power steering; 3.69 turns lock to lock; turning circle (body) 11.8m ZR variants; 13.8m ZX
EXTERIOR FEATURES	Front Design: Black unpainted front bumper with silver grille	
	Side design: Black door handles	
	Side design: Body coloured outside heated rear view mirrors with power adjustment and folding; supplementary mirror (ZX)
	Side design: Sliding side door	Left and right	Left and right	Left and right	Left	Left and right	
	Rear design: Black unpainted bumper, black door handle and garnish. Single exhaust
	Headlights: Halogen with bulb type Daytime Running Lights (DRL)
	Rear Lighting: Bulb type rear combination lights with licence plate light
	Windscreen wipers: Washer-linked variable intermittent. Rear intermittent window wiper
INTERIOR FEATURES & CONVENIENCE	Seating capacity:	5	2	2	10	2	
	Interior trims: Two-tone light and dark grey patterned woven fabric seats. Resin instrument panel with leather-like grain texture
	Air conditioning: manual dial type controls and a clean air filter. Rear cooler for ZR half panel; Rear heater and cooler for Minibus
	Steering wheel: 4-spoke leather steering wheel with controls for audio, cruise control, phone, MID, voice recognition, Lane Departure Alert. Manual tilt and telescopic adjustment
	Cruise control
	Front seats: Drivers and front passenger seat with slide and recline functions; driver's seat height adjustment
	Driver and front passenger black step cover
	Rear interior side steps with resin step covers	Left and right	.	.	Left	.	.
	Rear interior side steps with step plate covers	.	Left and right	Left and right	.	Left	Left and right
	Luggage area: Tie-down hooks in cargo floor, vinyl floor covering	4 hooks	6 hooks	6 hooks	.	6 hooks	6 hooks
	Storage: Lockable glovebox, overhead sunglass holder, centre console tray. 3 x cup holders & 2 x bottle holders in front doors; overhead storage space (ZX)
	Front power windows with one touch auto up/down with anti-jam function
	Manual sliding side windows
2 x 12V power outlets	
AUDIO & CONTROLS	Combination meter: Two ring style with speedometer, tachometer, fuel gauge	
	4.2" colour Multi-Information Display: Average fuel consumption, range, current fuel consumption and outside temperature, digital clock, digital speedometer, trip meter, ECO indicator, shift position indicator (auto only)
	7" touchscreen display, radio with single disc CD player, USB audio input jack, Bluetooth handsfree phone capability and audio streaming, voice recognition; mobile assistance function for using Apple Siri or Google Now; SMS and email capability, Miracast via WiFi. Short pole roof antenna	2 speakers	2 speakers	2 speakers	4 speakers	2 speakers	2 speakers
SAFETY AND SECURITY	ANCAP safety rating	5 Star (2019)	5 Star (2019)	5 Star (2019)	Not tested	5 Star (2019)	5 Star (2019)
	Toyota Safety Sense: Pre-Collision System with Autonomous Emergency Braking for vehicles and pedestrians (daytime & nighttime), cyclists (daytime only); Lane Departure Alert with Yaw Assist Function (Brake Control); Vehicle Sway Warning; Automatic High Beam; Road Sign Assist
	Airbag system: Driver's front, knee and side; front passenger front and side, front curtain shield x 2	2nd row curtain x 2
	Airbag system: Driver's front and knee, front passenger
	Anti-lock Braking System, Brake Assist, Secondary Collision Brake, Emergency Stop Signal; Adjustable Speed Limiter
	Traction Control; Vehicle Stability Control with on/off switch; Hill-start Assist Control; Trailer Sway Control
	Blind Spot Monitor, Rear Cross Traffic Alert
	Reversing camera with dynamic guidelines in 70" audio display in audio unit. 2 x front & 4 x rear parking sensors
	Seatbelts: 2 x 3-point front seatbelts with ELR, pre-tensioners and force limiters, adjustable anchors
	Seatbelts: 3 x 3-point second row with ELR with pre-tensioners and force limiters; 2 x ISOFIX & 3 x Tether Anchors
	Seatbelts: 8 x 3-point rear passenger seatbelts with ELR; 2 x Tether Anchors
Seatbelt warning: Drivers and front passenger seat warning light and buzzer; 2nd row seat warning light and buzzer (ZR Half Panel)	
Engine Immobiliser and horn alarm	
DIMENSIONS	Overall length / width - mirrors folded / height (mm)	5265 / 1950 / 1990	5265 / 1950 / 1990	5265 / 1950 / 1990	5265 / 1950 / 1990	5915 / 1950 / 2280	5915 / 1950 / 2280
	Wheelbase (mm)	3210	3210	3210	3210	3860	3860
	Loadspace volume (litres)	-	6200	6200	-	9300	9300
	Kerb weight minimum/maximum (kg)	2305 / 2350	2235 / 2280	2220 / 2270	2375 / 2385	2305 / 2330	2340 / 2365
	Gross weight (kg)	3300	3300	3300	3350	3500	3500
	Towing capacity braked / unbraked (kg):	1500 / 400	1900 / 400	1500 / 400	1500 / 400	1500 / 400	1500 / 400
	Maximum Payload (kg) - Payload figures are nominal and will vary depending on options, accessories, etc. & actual kerb weight.	950	1020	1030	965	1170	1135

Every new vehicle comes with added Toyota Driveaway Value*. This value package includes all on-road costs - full tank of fuel, 1 year registration, 1,000km Road User Charges (if applicable) and genuine floor mats. Plus, up to: 5 years warranty | 5 years roadside assistance | 5 years WOF coverage | 5 years capped price service coverage *TERMS AND CONDITIONS APPLY

Because Toyota believes in going the extra mile we offer comprehensive support and a great range of products and services for our valued customers.

VISIT: toyota.co.nz | CALL: 0800 TOYOTA

* Fuel consumption as per ADR 81/02 (combined cycle) and emissions as per ADR 79/04 (combined cycle) are tested in a controlled environment. These figures are for comparison purposes only between other makes and actual fuel consumption may vary under real world driving conditions. Fuel consumption will vary depending on many factors including driving conditions/style, vehicle usage, condition and options/accessories fitted. Every endeavour has been made to ensure text details and specifications contained in this publication were accurate as at 6 July, 2020. Toyota New Zealand Limited reserves the right at any time to introduce any changes deemed necessary to improve the models shown or for any other reason. Paint and upholstery colours shown in this brochure may differ from actual colours due to variations in printing processes. Some models shown in this brochure may have optional accessories fitted. For further information contact your nearest Toyota Store. They will be glad to assist. [Production effective February 2019]

* Toyota Safety Sense is a driver assist safety package only, designed to operate when certain technical conditions are met, and its features are not a substitute for safe driving practices. The driver remains responsible at all times for safe driving. For more information, refer to your vehicles owner's manual.

July
2020
SB449

