


# Laminex™ Laminate



High pressure laminate for interiors.



# Contents.



1.	Introduction
4.	Features and Benefits
5.	Classic Collection Introduction
7.	Minerals
17.	Whites and Neutrals
23.	Woodgrains
29.	Speciality Collection Introduction
31.	180fx®
37.	ARtouch®
41.	Metallics
45.	Magnetic/Writeable
47.	Design Considerations
47.	Applications
51.	Specification Considerations
51.	Edge Profiles
54.	Care and Maintenance
55.	Finishes
57.	Complete Colour Range
61.	Order Samples
63.	Availability Guide



# Laminex™ Laminate

Inspired by shape and form, combining sophistication with modern colours and finishes, Laminex™ Laminate reimagines the classics whilst embracing the trends, with the durability and reliability to stay looking sleek and contemporary in the most demanding interior environments.

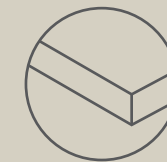




Island and feature wall panel Laminex™ Formica® Nero Grafite  
 Island panel and rangehood Laminex™ Brushed Bronze  
 Back benchtop and cabinetry Laminex™ ARTouch® Black

Laminex™ Laminate offers you the design and reliability needed to create both residential and commercial spaces with the added benefits of a healthier and long-lasting material backed by a 7 year limited warranty.

# Features and Benefits.



Matching ABS Edgetape

ABS Edgetape has a thickness of 1mm which disguises the black line edge, creating a seamless pattern and colour.









- Matches the colour of the laminate.
- Easy to apply post pressing.
- Non-toxic.
- Available across 80% of the range.
- Please refer to availability guide.



Antimicrobial

Selected décors within the range have antimicrobial properties meaning it helps fight germs, making it perfect for keeping food safe.

- Innovative surface that inhibits the growth of bacteria and fungi.
- Independently tested for antibacterial and antifungal efficiency in accordance with ISO22196:2011, JIS Z2801 and ASTM G21.
- Available in over 66% of the Laminex™ laminate range.
- Please refer to availability guide.

 <p>Easy to Clean</p>	 <p>Stain Resistant</p>	 <p>Durable</p>	 <p>7 Year Warranty</p>
 <p>UV Stable Indoor Use Versus natural timbers</p>	 <p>Horizontal Application</p>	 <p>Vertical Application</p>	 <p>Fire Rating MDF Group 3</p>



# Classic Collection.


Born off the back of local and global design influences, the Laminex™ / Formica® Classic collection contains the best of the best in terms of décor design, finish and colour - giving you the variety and reliability you need in one sleek collection.

Including a vast range of our most loved décors as well as some modern, new additions making it perfect for all your benchtops, countertops, doors and work surface solutions.

## Minerals



The Minerals range is inspired by timeless marble, granite and concrete surfaces. Marble décors offer sophistication whilst our aggregates deliver a luxurious look of natural stone and quartz. Our concrete surfaces are raw and unrefined and bring a sense of lasting durability.



## Whites & Neutrals



Laminex™ Whites & Neutrals offer a range of base tones giving each shade its distinctive character. Cool whites bring an open, contemporary look, while warmer whites work beautifully within classic interior styles. Mid-tone neutrals are inspired by nature, offering raw, organic characteristics and a selection of dark-tone neutrals feature deep, earthy browns through to intense charcoals and blacks.

## Woodgrains



Laminex™ Woodgrain surfaces beautifully reflect the authentic textures and tones of solid timbers. Select from cool and neutral grey tones, through to lighter warm and darker woodgrain surfaces.



# Minerals.

Inspired by the natural beauty of marble, stone and quartz. The minerals range is made up of three categories - Veins, Aggregates and Concretes. From delicate to large scale designs that add sophistication to any space.




**Back Wall** Laminex™ Formica® Concrete Formwood  
**Shapes on back wall** Laminex™ Formica® Nero Grafite  
**Table** Laminex™ Formica® Snowdrift Velour  
**Plinth** Laminex™ Formica® Cocoa Sand






## Aggregates.

Inspired by natural stone and quartz, the range extends from ultra-fine granular detailing to substantial, statement-making aggregate for a strong yet organic look.



Cocoa Sand



Fresh Snow



Peacestone



Pure Mineralstone



Sand Pebble



White Kashmir



Amaretto Stone



Brook Pebble




White Finestone



Platinum Micro



Limed Concrete



Grey Finestone

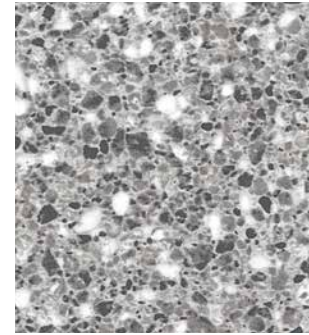




Arctic Stone



Kashmir Granite



Flint Crystal



Jordan Stone




River Pebble




Pietro Nero




Ebony Oxide



Ironstone




Tonal Paper Terrazzo



Raw Nickel

Large swatches are magnified to show the pattern detail.



Blackstone



Flinders Black

Large swatches are magnified to show the pattern detail.





**Back Wall** Laminex™ Formica® Concrete Formwood  
**Plinths** Laminex™ Formica® Cocoa Sand

## Concretes.

Polished and unrefined,  
 concrete décors range from weathered,  
 textural styles to more smooth and sleek surfaces.



Elemental Concrete



Cosmopolitan Concrete



Metropolitan Concrete



Basalt Slate




Elemental Ash



Concrete Formwood

**Large swatches are magnified to  
 show the pattern detail.**





**Back Wall** Laminam® Blend Avorio and Laminex™ Brushed Bronze  
**Counter** Laminex™ Formica® Nero Grafite  
**Tabletop** Laminex™ Formica® Sublime Teak

## Veins.

From subtle to dramatic veining, our marble inspired décors range from delicate to large-scale designs adding sophistication to any space.



Colour match for Pure Marble.


White Valencia



Perlato Granite



Roman Marble



Ebony Marble



Black Marble



Nero Grafite



White Bardiglio

Large swatches are magnified to show the pattern detail.



# Whites and Neutrals.

We know design decisions can be challenging, so to help make things easier we have curated a timeless palette of White and Neutral laminates that are split into three categories – Whites, Mid-Tone Neutrals and Dark-Tone Neutrals – in addition Accent décors which you can use to create your own unique interior.




**Back Wall** Laminex™ Formica® Platinum Micro  
**Shape on wall** Laminex™ Formica® Seed  
**Front Wall** Laminex™ Formica® French Cream  
**Plinth** Laminex™ Formica® Warm White





## White and Mid-tone Neutrals.


Laminex™ whites and mid tones are a versatile collection of colours inspired by our natural environment. Cooler tones are perfect for a laid back and inviting space and warmer tones can create a soft, uplifting and welcoming feel.




Crystal White



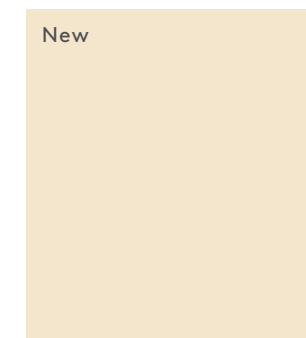
Snowdrift



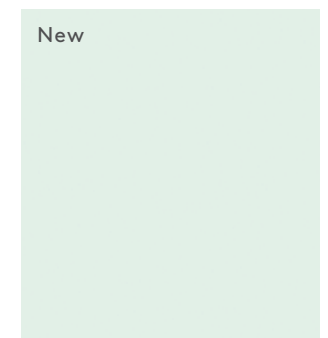
Warm White



White



French Cream



Aquamarine



Seal Grey



Zincworks



Seed



Bliss Shitake



Spinifex



## Dark-tone Neutrals.


Dark interiors deliver drama and a sophisticated edge. Deep neutrals with green, blue, brown and grey tones embrace surroundings, bringing richness and depth, especially to larger rooms with ample light.



Basalt



Possum



Moose



Green Slate



Winter Sky



New Graphite



Storm



Fossil



Deep Anthracite



Black



# Woodgrains Collection.

Laminex™ Woodgrain laminates realistically capture the colours, textures and fibre detail of natural timbers in a surface material that's highly durable, easy to clean and affordable. They are scratch, stain, heat and UV resistant, so they won't age or discolour, as natural timbers can in similar interior applications.



**Wall behind bed** Laminex™ Formica® Seasoned Oak  
**Back wall cabinetry** Melteca® Seasoned Oak  
**RHS wall footer lining** Laminex™ Formica Seed  
**Doors** Laminex™ Formica® Alaskan



Swatches shown are a section between 60-80% of a full sheet.



Smoked Birchply



Burnished Wood



Oiled Legno



Aged Walnut

Swatches shown are a section between 60-80% of a full sheet.



Planked Urban Oak



Aged Ash



Sublime Teak



Soft Maple

Swatches shown are a section between 60-80% of a full sheet.



Alaskan




Seasoned Oak



Refined Oak



Rural Oak



Living room feature wall Laminex® Formica® Sublime Teak



# Speciality Collection.



Laminex™ Laminates Speciality Collection is sophisticated, and tactile, bringing a defined and sleek palette to life.

Inspired by the beauty and magnitude of natural stone, to the elegant sleek matte finish surface, to the stunning Metallics capturing the colour and character of real metals, the Speciality Collection is the perfect solution for your next innovative project.

## 180fx®

Laminex™ 180fx® is a sophisticated laminate that replicates the beauty and magnitude of natural stone capturing every nuance and detail. Offering an unmatched realism, its striking colour variations and intricate veining deliver a unique, luxurious look that's perfect for residential and commercial benchtops, countertops and vertical applications.



## ARtouch®

Elegant and sleek with a contemporary matte finish, Laminex™ ARtouch® feels softer than many other laminate surfaces with the benefit of fingerprint resistant technology. Its innovative technology has micro-contours on the material surface that diffuse light adding warmth and elegance to any environment.



## Metallics

Laminex™ Metallic laminates combine the colour and character of real metals with the practical properties of laminate. Created as a texture on top of real metal foils, metallic laminates achieve a textile feel with a crisp touch and low gloss sheen.





Note: Vertical use only.

## Magnetic/Writeable Laminate

This laminate has a metal foil incorporated between the material surface layers to create the ultimate magnetic hold. Writeable and easy to clean, perfect for vertical applications.







# 180fx®.

180fx® utilises the latest high definition printing techniques to create large, "true to life" prints, capturing the majesty and drama of luxurious stones. No print repeat across the width of the sheet, allowing marble veining to flow uninterrupted and mirroring the exact characteristics of natural materials.

- Back Wall** Melteca® Concrete Formwood
- Counter** Laminex™ 180fx® Carerra Marble Gloss Plus
- Toe kick** Laminex™ Brushed Bronze
- Flooring** Laminam® Blend Nero

Swatches shown are a section between 60-80% of a full sheet.



Bianca Luna



Carrera Marble

Swatches shown are a section between 60-80% of a full sheet.



Weathered Cement



Black Fusion



Swatches shown are a section between 60-80% of a full sheet.



Ferro Grafite



Jet Sequoia



Shapes Laminex™ 180fx® Jet Sequoia Gloss Plus and Carrera Marble Gloss Plus






# ARtouch®.

Laminex™ Laminates ARtouch® is a material like no other. Visually striking with state of the art functionality and anti-fingerprint technology, little maintenance is required. Elegantly sleek with a contemporary matte finish it feels softer and works harder than many other laminate surfaces. It's the surface that looks good, feels good and stays that way.




**Benchtop** Laminex™ ARtouch® Neo Cloud  
**Behind Benchtop** Laminex™ ARtouch® Storm





White



Warm White



Neo Cloud



Storm



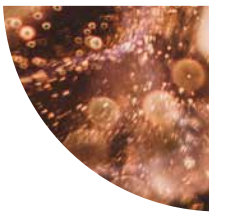
Nightshade

Colour match for Nocturne.



Black





## Metallics.

The appeal of sophisticated Metallic surfaces is timeless. From the classic tones of brushed brass, copper and bronze and the radiant glow of rose-tinted gold, they bring a refined sense of glamour to any interior space. As statement wall panelling, they are brilliant and bold, and as accents, subtle yet surprising.

Note: Not recommended for use as a splashback.



**Back benchtop and splashback** Laminam® Noir Desir


**Back wall cabinetry** Laminex™ Brushed Copper and Laminex™ ARtouch® Nightshade

**Island Benchtop** Laminex™ Formica® Basalt Slate and Laminex™ ARtouch® Nightshade

**Island Cabinetry** Laminex™ Brushed Copper



Vertical use only.



Brushed Aluminium



Polished Aluminium



Matte Rose Gold




Brushed Brass



Brushed Copper



Brushed Bronze



Feature wall Laminex™ Brushed Brass

Benchtop Laminex™ 180fx® Ferro Grafite


Cabinetry Laminex™ Acrylic Panel Pitch Black



# Magnetic/ Writeable.

Laminex™ Glossy White Magnetic laminate is ideal for vertical applications such as office whiteboards, interior school walls, partition surfacing, meeting and boardrooms, restaurant menu boards, children’s bedrooms and feature walls.

Glossy White is a perfect whiteboard surface with a metal foil incorporated between the material surface layers, that ensures magnetic objects will hold strongly to the laminate surface.



Glossy White

**White Board** Laminex™ Glossy White Magnetic  
**White Board frame** Laminex™ Formica Burnished Wood  
**Flooring** Laminam® Oxide Nero







# Design Considerations.

High pressure laminates are designed for interior use across an incredibly broad range of applications.

## Applications

Ideal for:

- Benchtops
- Vanities
- Cabinetry fronts
- Feature panels
- Internal doors
- Retail furniture
- Bar tops/fronts
- Dining/coffee tables
- Wall linings
- Desktops
- Splashback/upstands



## Laminate as a Wall Lining

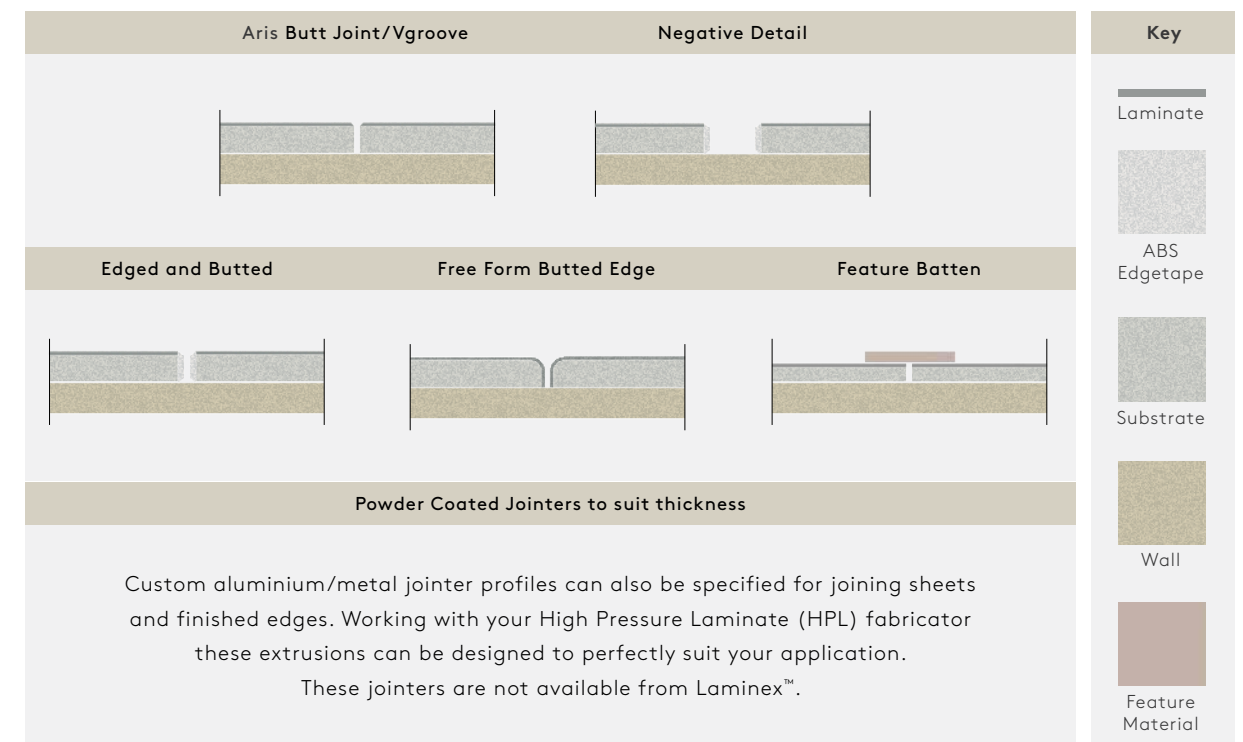
Laminates are hard-wearing, low maintenance and immensely practical while still retaining aesthetic integrity, making them perfect for partitioning and wall linings. To obtain maximum dimensional stability, laminate sheets need to be pressed on a suitable, quality substrate, such as MDF, Particle Board or good quality Plywood before adhering to the wall.

Note: They are not suitable for wet areas. For wet area application please use Seratone® Aqua.



## Joint Options for Wall Lining

To achieve a clean/tidy joint between wall panels, we suggest you consider some of the details below. If in doubt, contact your fabricator or joiner on the best option for your specific project requirements.





## Laminate as Furniture

From shop fitouts in retail spaces to impact resistant dining table tops in the hospitality industry to furniture for heavy use areas of a house, Laminex™ laminate is the ideal choice.



## Laminate as a Door

- Laminate used on an interior door needs to be 2 faced as seen from both sides.
- Door edge can be square edged or edged with ABS edgetape.
- Laminate can be pressed to a prefabricated door or be custom made.
- Laminate has proved its suitability over many years being used as fire doors in commercial environments.
- Laminex™ Laminate has a group 3 Fire Rating.

## Laminate as a splashback

Laminate is a popular option for splashbacks/upstands. With superior cost efficiency, heat resistance, versatility and infinite design possibilities you can achieve a realistic natural stone, timber, concrete or industrial look.

Note: Excludes Metallic Laminate Range. The laminate needs to be pressed to a suitable substrate and then adhered to the wall.

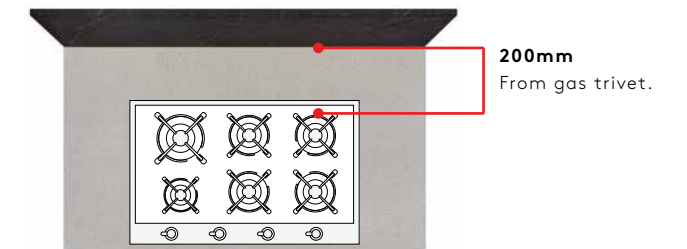


## Splashback compliance

To meet splashback compliance standards the following distances must be adhered to:

### Gas cooktop.

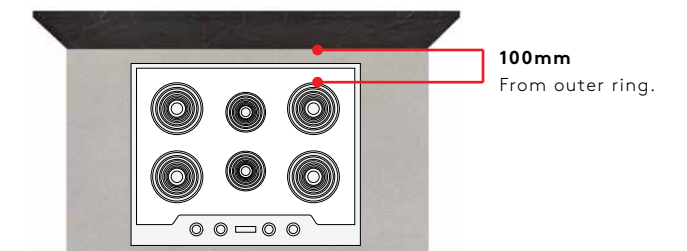
Laminex™ laminate can be used as a splashback material behind a gas cooktop provided that it is kept at a distance of at least 200mm from the periphery of the nearest gas ring.



Note:  
All gas appliance installations must comply with AS/NZS 5601:1: Gas Installations.

### Electric/Induction/Ceramic cooktop.

Laminex™ laminate can be used behind an electric cooktop provided that it is kept at a distance of at least 100mm from the periphery of the nearest heating element.

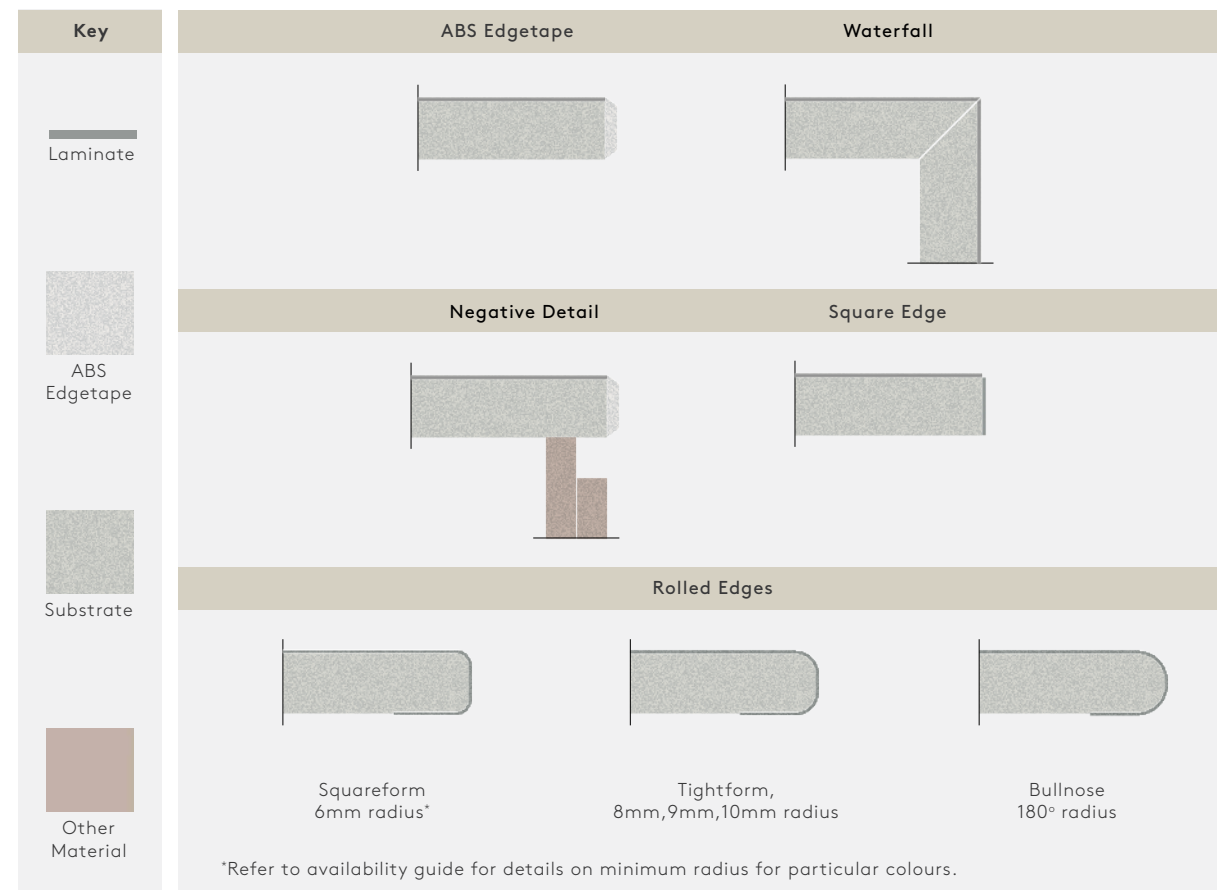


Note:  
All cooktop installations must be in accordance with the cook top manufacturer's instructions.

# Specification Considerations.

## Edge Profiles

There are a variety of unique profiles available for Laminate benchtop edges including the following:

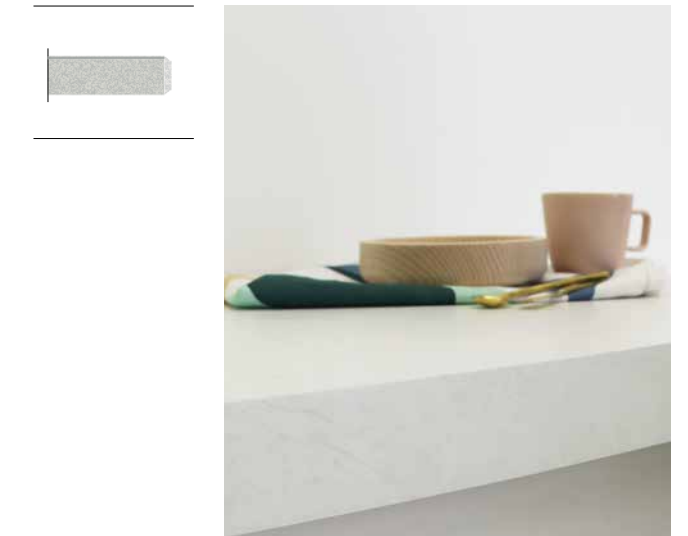


## ABS Edge

- Thick and thin looks can be achieved. We recommend the minimum of 25mm thickness.
- Overhang up to 250mm with 25mm profile

ABS edgetape is available to match selected colours, over 80% of the range. Only 1mm thick, ABS edgetape blends with the benchtop disguising the black line edge, creating a seamless look of uninterrupted lines, mimicking the contemporary look often found on more expensive wood, stones, granites and quartz surfaces.

Finishing your benchtop with matching or contrasting ABS edgetape gives you a beautiful square edge without compromising on the overall look. ABS edgetape for benchtops can be specified by colour and in some cases, finish.\*



**Laminex™ ABS edgetape is available in 53mm width and 1mm thickness. These can be supplied as either unglued or pre-glued.**

\*Refer to availability guide.

## Waterfall

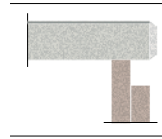
A waterfall profile is made by clashing the benchtop edge with a piece of the same laminate to create a more modern and stylish detail at the end of the bench. The waterfall profile adds interest and dimension giving an overall sleek and minimal look for any kitchen design.






## Floating with Negative detailing

A benchtop edge profile creating a floating look giving a contemporary and modern look to any kitchen design.



## Square Edge

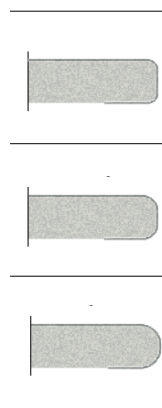
Square edge profile is made by clashing the benchtop edge with a piece of the same laminate to create a true square edge. A traditional laminate look. Depending on the laminate colour, a dark line may be visible.



## Rolled Edge

Laminex™ laminate can be rolled along the length of the laminate to a minimum radius of 8mm for solid colours and 6mm for stones, abstract patterns and woodgrains\*. The tighter radius for stone patterns allows for a similar look and finish to a stone benchtop. It is cost effective and extremely hardwearing with good chip and impact resistance. It is also ideal for environments where pointed edges need to be avoided.

\*Refer to availability guide for details on minimum radius for particular colours.



## Care and Maintenance.

Laminex™ laminates do not easily scratch or chip and will withstand normal wear and tear. They are also stain resistant, therefore easy to clean. The best cleaning agent for laminate surfaces is warm water, mild detergent and a soft cloth\*. Full details on care and maintenance can be found on our website: [laminex.co.nz](http://laminex.co.nz)

\*Note: In certain lights or from different angles wipe down marks may be visible after cleaning.

# Finishes.

Within the extensive Laminex™/Formica® range there are different finishes.



## Finish Description.



### Velour/ Matt

The most popular finish in the Laminex™ Laminate/ Formica® range. A matt finish that delivers a clean and modern look.



### Gloss Plus

Laminex™ Laminate/ Formica® Gloss Plus is a superior high gloss finish, with abrasion and scuff resistance.



### Etchings

A dynamic surface featuring a softly polished and textured feel. Achieved through gentle accents of dappled highlights and tiny fractures, it is reminiscent of the finish found in natural stones and granite.



### Paper

Paper finish is a textured, organic finish with the hand-made appearance of recycled paper. This distinctive finish is the result of small-batch craft production using fragments of reclaimed paper.



### Honed

Features a low sheen satin finish, with subtle surface clefts and crevices that mimic softly brushed stone.



### Riverwash™

Low-lustre Riverwash™ lends its soft patina and dual gloss texture to quartz stone and granite patterns, as well as designs inspired by man-made materials.



### Naturelle™

Our Naturelle™ finish has an embossed texture that creates a realistic grain effect. Naturelle is where you desire the characteristic of wood, but need an easy-care laminate. Recommended for light-duty horizontal and vertical interior applications.



### Puregrain™

A timeless yet unique interpretation of a brushed, natural timber, that provides a natural looking and highly tactile surface.



### Satin

An exceptionally flat soft finish that adds a touch of class to any modern décor, with a low light reflection and inspired by natural, unpolished marble.

**Note:** For each individual décor finish refer to the availability guide or full range colour swatch section. We recommend viewing large patterns in full size sheets. Visit laminex.co.nz to download full sheet imagery.

UV gloss has been used to give an example of the texture of the finish only. Please view physical sample for accurate colour and finish representation. To order samples visit laminex.co.nz

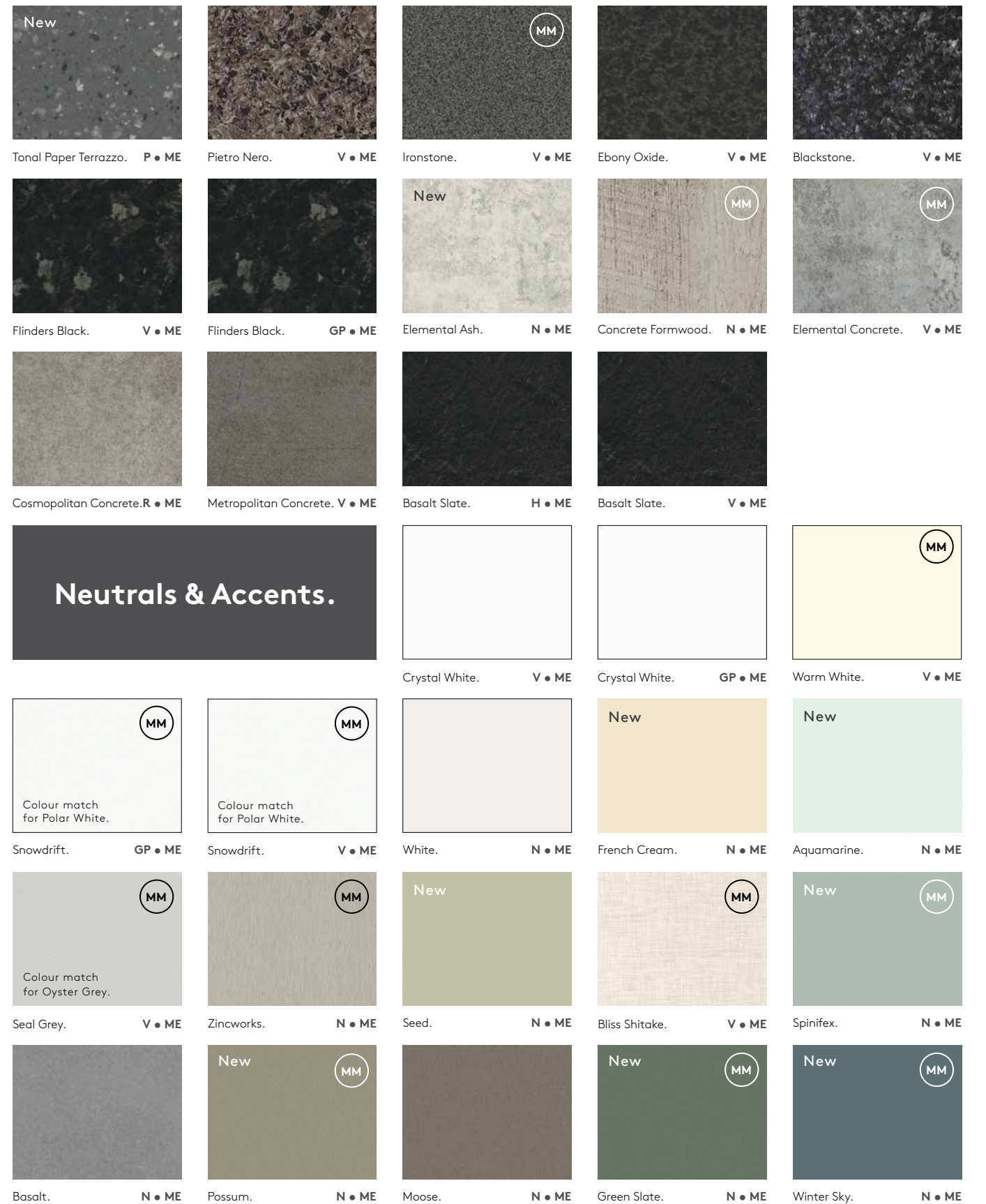

Dark, satin and high gloss colours are more likely to highlight finger marking and wear and tear therefore careful consideration should be taken when selecting these colours for harshly lit or high use areas. Lighter colours are more tolerant in harshly lit environments.


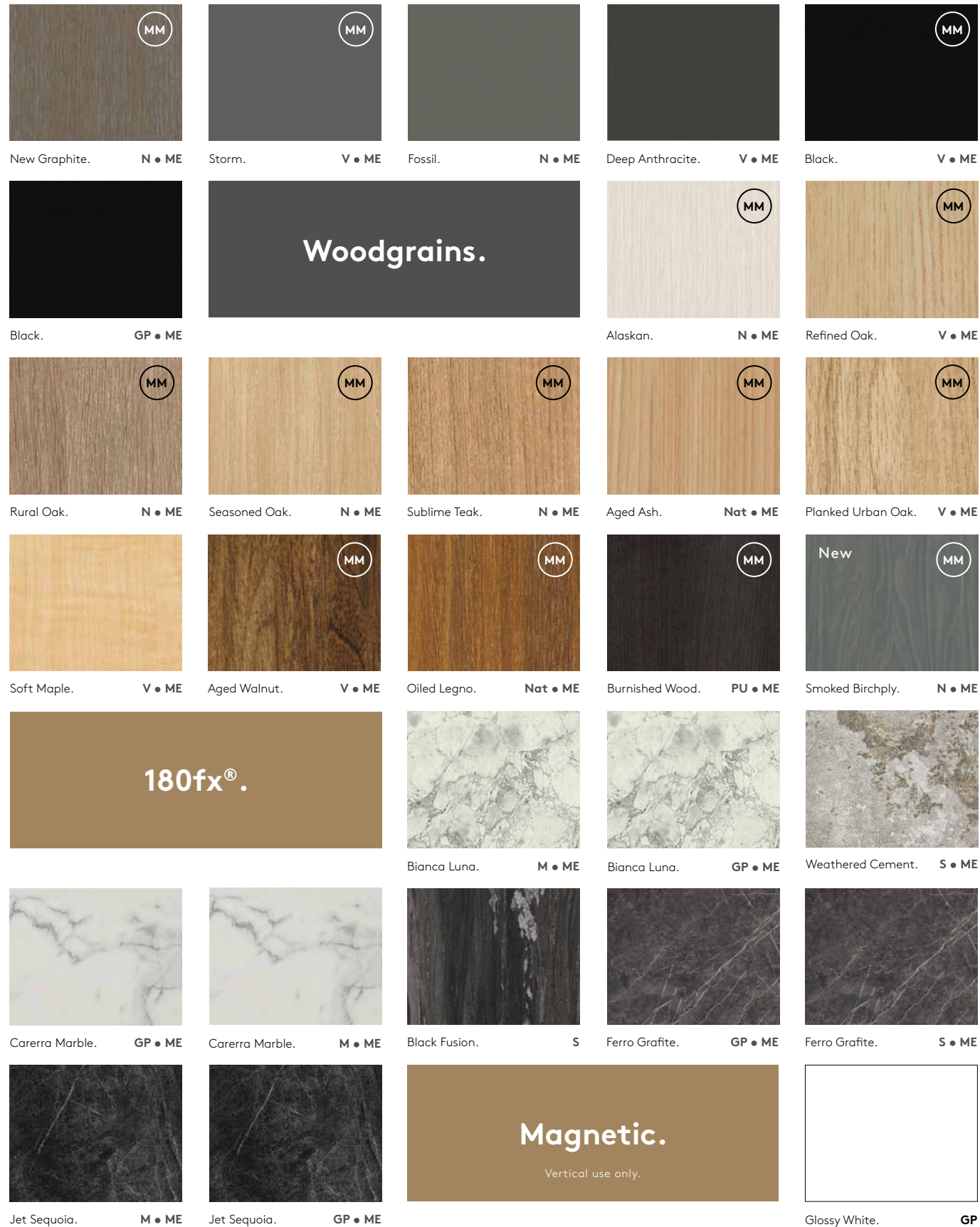
**Not all décors are available in more than one finish.**



# Laminates Complete Colour Range.

## Minerals.









**Counter** Laminex™ Formica® White Valencia;  
**Wall and shelving** Laminex™ Matte Rose Gold  
**Flooring** Laminam® Kotan Beige

# Order Samples.

Samples are available across our entire range. Visit [laminex.co.nz](http://laminex.co.nz) to order your samples today.

Visit us

[laminex.co.nz](http://laminex.co.nz)

Call us

0800 999 939





# Availability Guide.



Brand	Décor	Finish	Structure	Collection	Range	Full Sheet Size
Laminex Formica	Blue Moon	Velour	Solid	Bright & Bolds	Classic Laminate	3600x1500
Laminex Formica	Energise	Velour	Solid	Bright & Bolds	Classic Laminate	3600x1500
Laminex Formica	Indian Sage	Velour	Solid	Bright & Bolds	Classic Laminate	3600x1500
Laminex Formica	Infinity	Natural	Solid	Bright & Bolds	Classic Laminate	3600x1500
Laminex Formica	Juicy	Natural	Solid	Bright & Bolds	Classic Laminate	3600x1500
Laminex Formica	Just Blue	Velour	Solid	Bright & Bolds	Classic Laminate	3600x1500
Laminex Formica	Memphis Blue	Velour	Solid	Bright & Bolds	Classic Laminate	3600x1500
Laminex Formica	Memphis Green	Velour	Solid	Bright & Bolds	Classic Laminate	3600x1500
Laminex Formica	Memphis Red	Velour	Solid	Bright & Bolds	Classic Laminate	3600x1500
Laminex Formica	Olympia Yellow	Natural	Solid	Bright & Bolds	Classic Laminate	3600x1200
Laminex Formica	Peacock	Natural	Solid	Bright & Bolds	Classic Laminate	3600x1200
Laminex Formica	Amaretto Stone	Velour	Stone	Minerals	Classic Laminate	3600x1500
Laminex Formica	Arctic Stone	Velour	Stone	Minerals	Classic Laminate	3600x1500
Laminex Formica	Basalt Slate	Honed	Stone	Minerals	Classic Laminate	3595x1395
Laminex Formica	Basalt Slate	Velour	Stone	Minerals	Classic Laminate	3595x1395
Laminex Formica	Black Marble	Gloss Plus	Stone	Minerals	Classic Laminate	3595x1395
Laminex Formica	Black Marble	Natural	Stone	Minerals	Classic Laminate	3600x1500
Laminex Formica	Blackstone	Velour	Pattern	Minerals	Classic Laminate	3600x1500
Laminex Formica	Brook Pebble	Natural	Stone	Minerals	Classic Laminate	3600x1500
Laminex Formica	Cocoa Sand	Velour	Pattern	Minerals	Classic Laminate	3600x1500
Laminex Formica	Concrete Formwood	Natural	Pattern	Minerals	Classic Laminate	3600x1500
Laminex Formica	Cosmopolitan Concrete	Riverwash	Pattern	Minerals	Classic Laminate	3595x1395
Laminex Formica	Ebony Marble	Natural	Stone	Minerals	Classic Laminate	3600x1500
Laminex Formica	Ebony Oxide	Velour	Stone	Minerals	Classic Laminate	3600x1500
Laminex Formica	Elemental Ash	Natural	Pattern	Minerals	Classic Laminate	3600x1500
Laminex Formica	Elemental Concrete	Velour	Stone	Minerals	Classic Laminate	3600x1500
Laminex Formica	Flinders Black	Gloss Plus	Stone	Minerals	Classic Laminate	3595x1395
Laminex Formica	Flinders Black	Velour	Stone	Minerals	Classic Laminate	3600x1500
Laminex Formica	Flint Crystal	Velour	Stone	Minerals	Classic Laminate	3600x1500
Laminex Formica	Fresh Snow	Natural	Pattern	Minerals	Classic Laminate	3600x1500
Laminex Formica	Grey Finestone	Velour	Pattern	Minerals	Classic Laminate	3600x1500
Laminex Formica	Ironstone	Velour	Pattern	Minerals	Classic Laminate	3600x1500

Antimicrobial	Minimum Postforming Radius	Cut Sheets Available: Half Sheet	Cut Sheets Available: Quarter Sheet	Cut Sheets Available: Toe Kick	Melteca® Match	ABS Edgetape Match	Vertical Use Only
Yes	6mm	Yes	Yes	No	No	No edgetape available	No
Yes	8mm	Yes	Yes	No	Yes	No edgetape available	No
Yes	8mm	Yes	Yes	No	No	No edgetape available	No
Yes	8mm	Yes	Yes	No	No	No edgetape available	No
Yes	8mm	Yes	Yes	No	Yes	No edgetape available	No
Yes	10mm	Yes	Yes	No	No	No edgetape available	No
No	8mm	Yes	Yes	No	Yes	No edgetape available	No
No	10mm	Yes	Yes	No	Yes	No edgetape available	No
No	8mm	Yes	Yes	No	Yes	No edgetape available	No
Yes	8mm	Yes	Yes	No	No	No edgetape available	No
Yes	6mm	Yes	Yes	No	No	ABS 53mm x 1mm	No
Yes	6mm	Yes	Yes	No	No	ABS 53mm x 1mm <span style="color: blue;">▲</span>	No
No	6mm	Yes	Yes	No	No	ABS 53mm x 1mm <span style="color: blue;">▲</span>	No
No	6mm	Yes	Yes	No	No	ABS 53mm x 1mm <span style="color: blue;">▲</span>	No
No	8mm	Yes	Yes	No	No	ABS 53mm x 1mm <span style="color: blue;">▲</span>	No
No	6mm	Yes	Yes	No	No	ABS 53mm x 1mm <span style="color: blue;">▲</span>	No
Yes	8mm	Yes	Yes	No	No	ABS 53mm x 1mm	No
Yes	8mm	Yes	Yes	No	No	ABS 53mm x 1mm <span style="color: blue;">▲</span>	No
Yes	6mm	Yes	Yes	No	Yes	ABS 53mm x 1mm	No
No	8mm	Yes	Yes	No	No	ABS 53mm x 1mm	No
No	8mm	Yes	Yes	No	No	ABS 53mm x 1mm	No
Yes	6mm	Yes	Yes	No	No	ABS 53mm x 1mm	No
Yes	6mm	Yes	Yes	No	No	ABS 53mm x 1mm <span style="color: blue;">▲</span>	No
Yes	6mm	Yes	Yes	No	No	ABS 53mm x 1mm	No
Yes	6mm	Yes	Yes	No	Yes	ABS 53mm x 1mm	No







Brand	Décor	Finish	Structure	Collection	Range	Full Sheet Size
Laminex	Brushed Copper	Metallic	Metallic	Specialty	DecoMetal	2400x1200
Laminex	Matte Rose Gold	Metallic	Metallic	Specialty	DecoMetal	2440x1220
Laminex	Polished Aluminium	Metallic	Metallic	Specialty	DecoMetal	2440x1220
Laminex	Glossy White	Gloss	Magnetic	Specialty	Magnetic HPL	2440x1220; 3050x1220
Laminex Formica	Aquamarine	Natural	Solid	Whites and Neutrals	Classic Laminate	3600x1500
Laminex Formica	Basalt	Natural	Pattern	Whites and Neutrals	Classic Laminate	3600x1500
Laminex Formica	Black	Velour	Solid	Whites and Neutrals	Classic Laminate	3600x1500
Laminex Formica	Black	Gloss Plus	Solid	Whites and Neutrals	Classic Laminate	3595x1395
Laminex Formica	Bliss Shitake	Velour	Pattern	Whites and Neutrals	Classic Laminate	3600x1500
Laminex Formica	Crystal White	Gloss Plus	Solid	Whites and Neutrals	Classic Laminate	3595x1395
Laminex Formica	Crystal White	Velour	Solid	Whites and Neutrals	Classic Laminate	3595x1395
Laminex Formica	Deep Anthracite	Velour	Solid	Whites and Neutrals	Classic Laminate	3600x1500
Laminex Formica	Fossil	Natural	Solid	Whites and Neutrals	Classic Laminate	3600x1500
Laminex Formica	French Cream	Natural	Solid	Whites and Neutrals	Classic Laminate	3600x1500
Laminex Formica	Green Slate	Natural	Solid	Whites and Neutrals	Classic Laminate	3600x1500
Laminex Formica	Moose	Natural	Pattern	Whites and Neutrals	Classic Laminate	3600x1500
Laminex Formica	New Graphite	Natural	Pattern	Whites and Neutrals	Classic Laminate	3600x1500
Laminex Formica	Possum	Natural	Solid	Whites and Neutrals	Classic Laminate	3600x1500
Laminex Formica	Seal Grey †	Velour	Solid	Whites and Neutrals	Classic Laminate	3600x1500
Laminex Formica	Seed	Natural	Solid	Whites and Neutrals	Classic Laminate	3600x1500
Laminex Formica	Snowdrift †	Velour	Solid	Whites and Neutrals	Classic Laminate	3600x1500
Laminex Formica	Snowdrift †	Gloss Plus	Solid	Whites and Neutrals	Classic Laminate	3595x1395
Laminex Formica	Spinifex	Natural	Solid	Whites and Neutrals	Classic Laminate	3600x1500
Laminex Formica	Storm	Velour	Solid	Whites and Neutrals	Classic Laminate	3600x1500
Laminex Formica	Warm White	Velour	Solid	Whites and Neutrals	Classic Laminate	3600x1500
Laminex Formica	White	Natural	Solid	Whites and Neutrals	Classic Laminate	3600x1500
Laminex Formica	Winter Sky	Natural	Solid	Whites and Neutrals	Classic Laminate	3600x1500
Laminex Formica	Zincworks	Natural	Pattern	Whites and Neutrals	Classic Laminate	3600x1500
Laminex Formica	Aged Ash	Naturelle	Woodgrain	Woodgrains	Classic Laminate	3595x1395
Laminex Formica	Aged Walnut	Velour	Woodgrain	Woodgrains	Classic Laminate	3600x1500
Laminex Formica	Alaskan	Natural	Woodgrain	Woodgrains	Classic Laminate	3600x1500
Laminex Formica	Burnished Wood	Puregrain	Woodgrain	Woodgrains	Classic Laminate	3600x1500
Laminex Formica	Oiled Legno	Naturelle	Woodgrain	Woodgrains	Classic Laminate	3595x1395
Laminex Formica	Planked Urban Oak	Velour	Woodgrain	Woodgrains	Classic Laminate	3600x1500
Laminex Formica	Refined Oak	Velour	Woodgrain	Woodgrains	Classic Laminate	3600x1500
Laminex Formica	Rural Oak	Natural	Woodgrain	Woodgrains	Classic Laminate	3600x1500
Laminex Formica	Seasoned Oak	Natural	Woodgrain	Woodgrains	Classic Laminate	3600x1500
Laminex Formica	Smoked Birchply	Natural	Woodgrain	Woodgrains	Classic Laminate	3600x1500
Laminex Formica	Soft Maple	Velour	Woodgrain	Woodgrains	Classic Laminate	3600x1500
Laminex Formica	Sublime Teak	Natural	Woodgrain	Woodgrains	Classic Laminate	3600x1500

† Seal Grey is also known as Oyster Grey

† Snowdrift is also known as Polar White

Antimicrobial	Minimum Postforming Radius	Cut Sheets Available: Half Sheet	Cut Sheets Available: Quarter Sheet	Cut Sheets Available: Toe Kick	Melteca® Match	ABS Edgetape Match	Vertical Use Only
No	Non postformable	No	No	Yes (2440x300mm)	No	No edgetape available	Yes
No	Non postformable	No	No	Yes (2440x300mm)	No	No edgetape available	Yes
No	Non postformable	No	No	Yes (2440x300mm)	No	No edgetape available	Yes
No	Non postformable	No	No	No	No	No edgetape available	No
Yes	10 mm	Yes	Yes	No	No	ABS 53mm x 1mm	No
Yes	6mm	Yes	Yes	No	No	ABS 53mm x 1mm	No
Yes	10mm	Yes	Yes	No	Yes	ABS 53mm x 1mm	No
No	8mm	Yes	Yes	No	No	ABS 53mm x 1mm Δ	No
Yes	6mm	Yes	Yes	No	Yes	ABS 53mm x 1mm Δ	No
No	8mm	Yes	Yes	No	No	ABS 53mm x 1mm Δ	No
No	10mm	Yes	Yes	No	No	ABS 53mm x 1mm	No
Yes	10mm	Yes	Yes	No	No	ABS 53mm x 1mm Δ	No
Yes	8mm	Yes	Yes	No	No	ABS 53mm x 1mm	No
Yes	8 mm	Yes	Yes	No	No	ABS 53mm x 1mm Δ	No
Yes	10 mm	Yes	Yes	No	Yes	ABS 53mm x 1mm	No
Yes	6mm	Yes	Yes	No	No	ABS 53mm x 1mm Δ	No
Yes	6mm	Yes	Yes	No	Yes	ABS 53mm x 1mm Δ	No
Yes	8 mm	Yes	Yes	No	Yes	ABS 53mm x 1mm	No
Yes	8mm	Yes	Yes	No	Yes	ABS 53mm x 1mm Δ	No
Yes	10 mm	Yes	Yes	No	No	ABS 53mm x 1mm	No
Yes	8 mm	Yes	Yes	No	Yes	ABS 53mm x 1mm Δ	No
Yes	10mm	Yes	Yes	No	No	ABS 53mm x 1mm Δ	No
Yes	10mm	Yes	Yes	No	Yes	ABS 53mm x 1mm	No
Yes	8mm	Yes	Yes	No	No	ABS 53mm x 1mm Δ	No
Yes	10 mm	Yes	Yes	No	Yes	ABS 53mm x 1mm Δ	No
Yes	6mm	Yes	Yes	No	Yes	ABS 53mm x 1mm Δ	No
No	6mm	Yes	Yes	No	Yes	ABS 53mm x 1mm Δ	No
Yes	6mm	Yes	Yes	No	Yes	ABS 53mm x 1mm	No
Yes	6mm	Yes	Yes	No	Yes	ABS 53mm x 1mm Δ	No
Yes	6mm	Yes	Yes	No	Yes	ABS 53mm x 1mm Δ	No
No	6mm	Yes	Yes	No	Yes	ABS 53mm x 1mm	No
Yes	6mm	Yes	Yes	No	Yes	ABS 53mm x 1mm Δ	No
Yes	6mm	Yes	Yes	No	Yes	ABS 53mm x 1mm	No
Yes	6mm	Yes	Yes	No	Yes	ABS 53mm x 1mm Δ	No
Yes	6 mm	Yes	Yes	No	Yes	ABS 53mm x 1mm	No
Yes	6mm	Yes	Yes	No	No	ABS 53mm x 1mm Δ	No
Yes	6mm	Yes	Yes	No	Yes	ABS 53mm x 1mm Δ	No

\* 23x1mm and 42x1mm ABS Edgetape Available while stocks last

Δ Edgetape available from December 2019





**Back top Cabinetry** Laminex™ Formica® Warm White

**Lower Cabinetry** Melteca® Smoked Birchply; **Feature Detail Cabinetry** Laminex™ Brushed Copper

**Splashback and back bench top** Laminex™ 180fx® Jet Sequoia; **Benchtop** Laminex™ Formica Storm

## Product list for Photography

**Design and Layout** Davy & Chapman

**Styling** Alice Lines

**Photography** Melanie Jenkins and Wendy Fenwick, Flash Studios

### Minerals Image

**TON Armchair 811** [statementid.co.nz](http://statementid.co.nz);

**Tear drop shaped vase (Blackened heart Rimu)**

[walkintheparknz.com](http://walkintheparknz.com); **Matt White Ceramic Balloon**

**vase** [@AliceLines](https://www.instagram.com/AliceLines); **Ferm Living Sekki bowl**

[Capricho](http://Capricho); **Terracotta Lily Vase** [achomestore.co.nz](http://achomestore.co.nz);

**Tom Dixon Rock candle holder** [simonjames.co.nz](http://simonjames.co.nz)

### Whites and Neutrals Image

**Hans Wegner PP68 chair**, **Nathan Goldsworthy**

**Ballerina table** [cultdesign.co.nz](http://cultdesign.co.nz); **Bottle Shaped**

**vase (Black Maire)**, **Charred and textured vase**

**(heart Rimu)** [walkintheparknz.com](http://walkintheparknz.com); **Ferm Living**

**Dome vase** [capricho.co.nz](http://capricho.co.nz); **Dried floral arrangement**

[myfathersflorist.co.nz](http://myfathersflorist.co.nz); **Stadium 2019**, **Raised Platter**

**on Pedestal (Swamp kauri, Ebonised Totara)**

[walkintheparknz.com](http://walkintheparknz.com)

### Neutrals Image

**Assorted Hasami Porcelain** [simonjames.co.nz](http://simonjames.co.nz);

**Kobo Aizawa black cutlery** [aaaselect.co](http://aaaselect.co)

### ARtouch Image

**Grove marble dish** [cittadesign.com](http://cittadesign.com);

**Areaware Drink rocks** [achomestore.co.nz](http://achomestore.co.nz);

**Ferm Living Arch candle holder**; **Ferm Living Fein**

**tipping measure**; **Ferm Living Ripple long drink glass**

**set**; **Ferm Living Fein long spoon** [capricho.co.nz](http://capricho.co.nz)

### Metallic Image

**Mist vase** [cittadesign.com](http://cittadesign.com);

**Huck short tumbler set** [achomestore.co.nz](http://achomestore.co.nz)

### Office detail

**Phil Cuttance Herringbone desk tidy**

[everyday-needs.com](http://everyday-needs.com); **Assorted Milligram pens**

**and pencils** [sourcehomeobject.com](http://sourcehomeobject.com); **Hay scissors**

[everyday-needs.com](http://everyday-needs.com); **Milligram cork desk shape**

[sourcehomeobject.com](http://sourcehomeobject.com); **Muuto Tip table lamp**

[bauhaus.co.nz](http://bauhaus.co.nz); **Moleskine notebook**, **Milligram**

**utility notebook** [sourcehomeobject.com](http://sourcehomeobject.com);

**Muuto Fiber armchair swivel base** [bauhaus.co.nz](http://bauhaus.co.nz)

# Talk to us today.

Visit us

[laminex.co.nz](http://laminex.co.nz)

Call us

0800 303 606

Samples


[laminex.co.nz](http://laminex.co.nz)

or 0800 999 939





**Back Wall** Laminex™ Formica® Concrete Formwood  
**Shape on back wall** Laminex™ Formica® Nero Grafite  
**Table** Laminex™ Formica® Snowdrift Velour





Laminex™  
Laminate



VISIT US

[laminex.co.nz](http://laminex.co.nz)

CALL US

0800 303 606

SAMPLES

[laminex.co.nz](http://laminex.co.nz)

or 0800 999 939

**Cover Image:** Island and feature wall panel Laminex™ Formica® Nero Grafite; Island Panel Laminex™ Brushed Bronze; Back Benchtop and Cabinetry Laminex™ ARtouch® Black.

The colours of the photographs and swatches depicted in this brochure are as close to the Laminex™ Laminates range as modern photographic, lighting and printing processes allow. The colour/finish combinations shown are available at the time of publication, but are subject to availability and may be withdrawn at any time. Laminex™ Laminates is no different from any other material in that darker colours and gloss finishes will always show scratches and superficial wear and tear more readily than lighter colours or lower gloss finishes. Such surfaces require more care and maintenance and Laminex New Zealand® recommends the use of laminate cleaning products (or mild household cleaning products). Please visit our website, [laminex.co.nz](http://laminex.co.nz), for specific care and cleaning information. Note that in certain lights or from different angles wipe down marks may be visible after cleaning. Laminex™ Laminates should be protected from strong direct sunlight as continuous exposure may cause discolouration or fading to the surface over time. Please obtain a copy of the terms and conditions of the Laminex™ Laminates 7 Year Limited Warranty from Laminex New Zealand® or visit [laminex.co.nz](http://laminex.co.nz). This warranty is in addition to any rights that may exist under the Consumer Guarantees Act (1993). J008069 09/19

This publication is printed using vegetable based inks and environmentally responsible papers.

©Copyright reserved 2019, Laminex New Zealand®. Laminex™ and Laminex New Zealand® are registered trademarks of Fletcher Building Holdings Ltd and used under licence by Laminex New Zealand®, a division of Fletcher Building Products Ltd. Formica® is marketed and distributed by Laminex New Zealand®, a division of Fletcher Building Products Limited. Formica®, 180fx®, ARtouch®, and Laminex New Zealand® are registered trademarks of Laminex New Zealand® or its related company licensors.

**Laminex™**  
NEW ZEALAND