

Glenda Dawson High School Emergency Action Plan

Athletic events take place on a daily basis. A variety of emergency situations may arise at any time during these events. The development and implementation of an emergency action plan is vital to provide immediate and appropriate care of emergency and life threatening situations. Athletic organizations have a responsibility to develop an emergency action plan to provide appropriate standards of emergency care for all athletic participants. The following contains a written plan, proper coverage of events, appropriate medical supplies and equipment, and use of appropriate medical personnel.

Components of the emergency action plan:

- Emergency personnel
- Emergency communication
- Emergency equipment
- Roles of first responder
- Facility directions w/map

Emergency Action plan Personnel

During interscholastic practices and competitions, the first responder to an emergency situation is typically a member of the athletic training staff, either a student athletic trainer or licensed athletic trainer. Sometimes the first responder will be a coach or other district personnel. Certification in CPR, First-Aid, use of an AED, and review of emergency action plan is required for all athletic personnel involved in interscholastic events. The emergency team may consist of physicians, physician's assistants, licensed athletic trainers, EMT's, student athletic trainers, coaches, and other athletic department personnel.

Emergency Communication

Good communication is vital to quick emergency response. The emergency team and EMS must work together to provide the best emergency care to our student athletes. Access to working telephones or other communication devices, fixed or mobile, should be established. The communication system should be checked to ensure proper working order. Additionally, a backup system should be ready in the event of failure of the primary system. The most common means of communication is the cell phone, but a land line is also available at many locations.

Emergency Equipment

Each site should have all necessary emergency equipment available and accessible. Personnel should be familiar with the function and use of all pieces of equipment. The equipment should be in good operating condition and checked on a regular basis. AED's are available as mandated by state law and can be found mounted on the wall outside the interior door of the athletic training room, inside the concession stand at baseball/softball and stadium on the wall next to door. An AED will be onsite at all games.

Emergency Action Plan: Glenda Dawson High School Baseball & Softball Complex

Emergency Personnel: Licensed Athletic Trainer, Student Athletic Trainer, or Coach on site for practice and competition

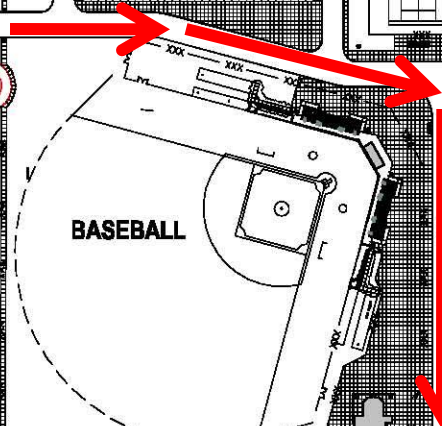
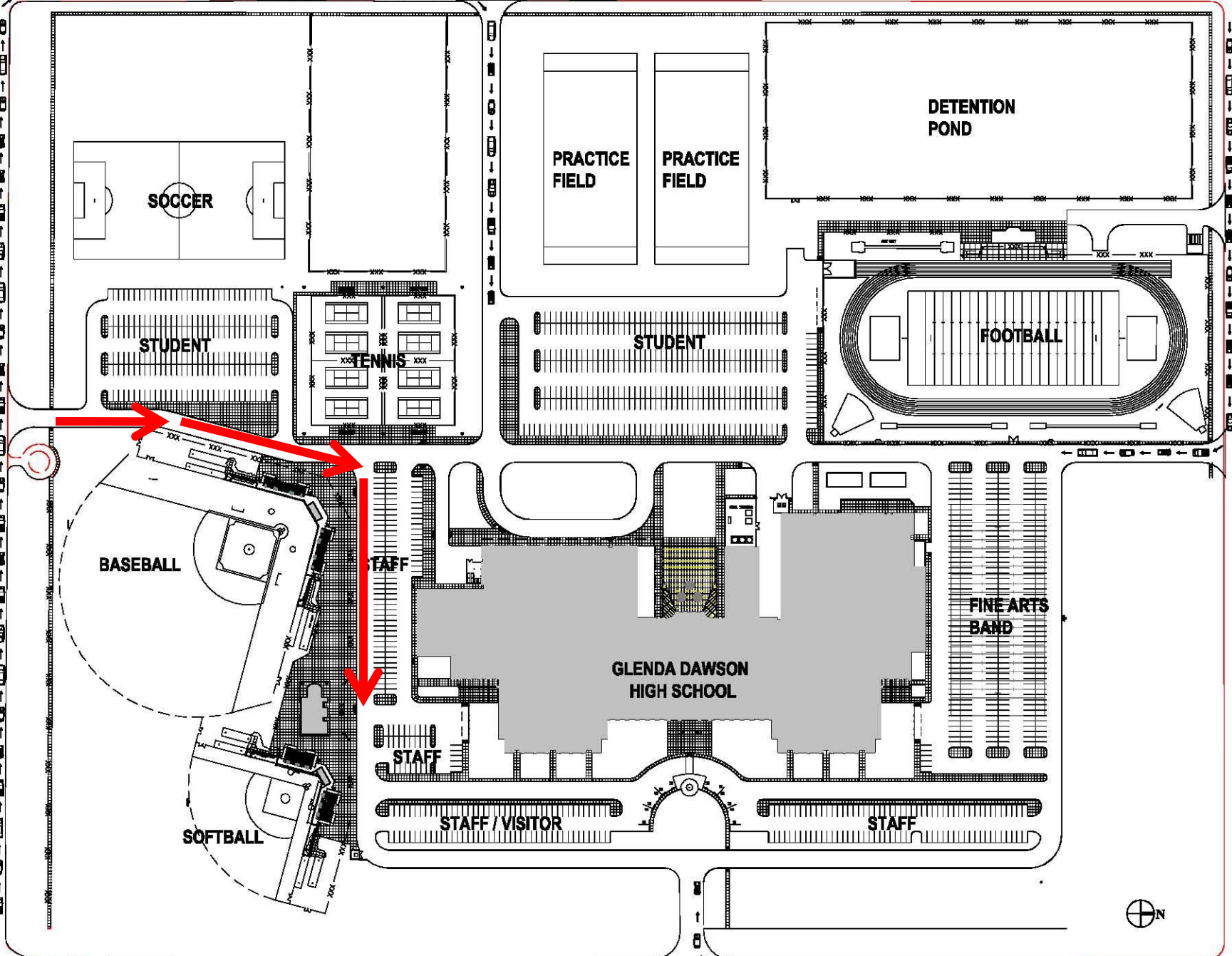
Emergency Communication: Cell Phone and land-line in athletic training room office (281-412-8835), boys coaches office (281-412-8834), and girls coaches office (281-412-8833)

Emergency Equipment: Supplies maintained on site or in the athletic training room include but are not limited to emergency kit, splint bag, & AED. AED is located inside concession stand on the wall next to the door, and during games, an additional AED will be located in the Home dugout.

Roles of First Responder:

1. Immediate care of injured or ill student athlete
2. Activation of Emergency Medical System (EMS)
 - a. Outgoing Call + 911 on school phone (provide name, address, telephone number, number of injured, condition of injured, first aid treatment, specific directions, other information as needed)
 - b. Notify Licensed Athletic Trainer, Principal, or School Resource Officer (SRO)
3. Emergency equipment retrieval
4. Direction of EMS to scene
 - a. Open all appropriate doors and gates
 - b. Designate individual to direct EMS to scene
 - c. Control scene: keep clear for emergency personnel.

Site Directions: Site is located on the Southeast Corner of school property accessible via Hughes Ranch Rd.



Emergency Action Plan: Glenda Dawson High School Football Practice Field

Emergency Personnel: Licensed Athletic Trainer, Student Athletic Trainer, or Coach on site for practice and competition

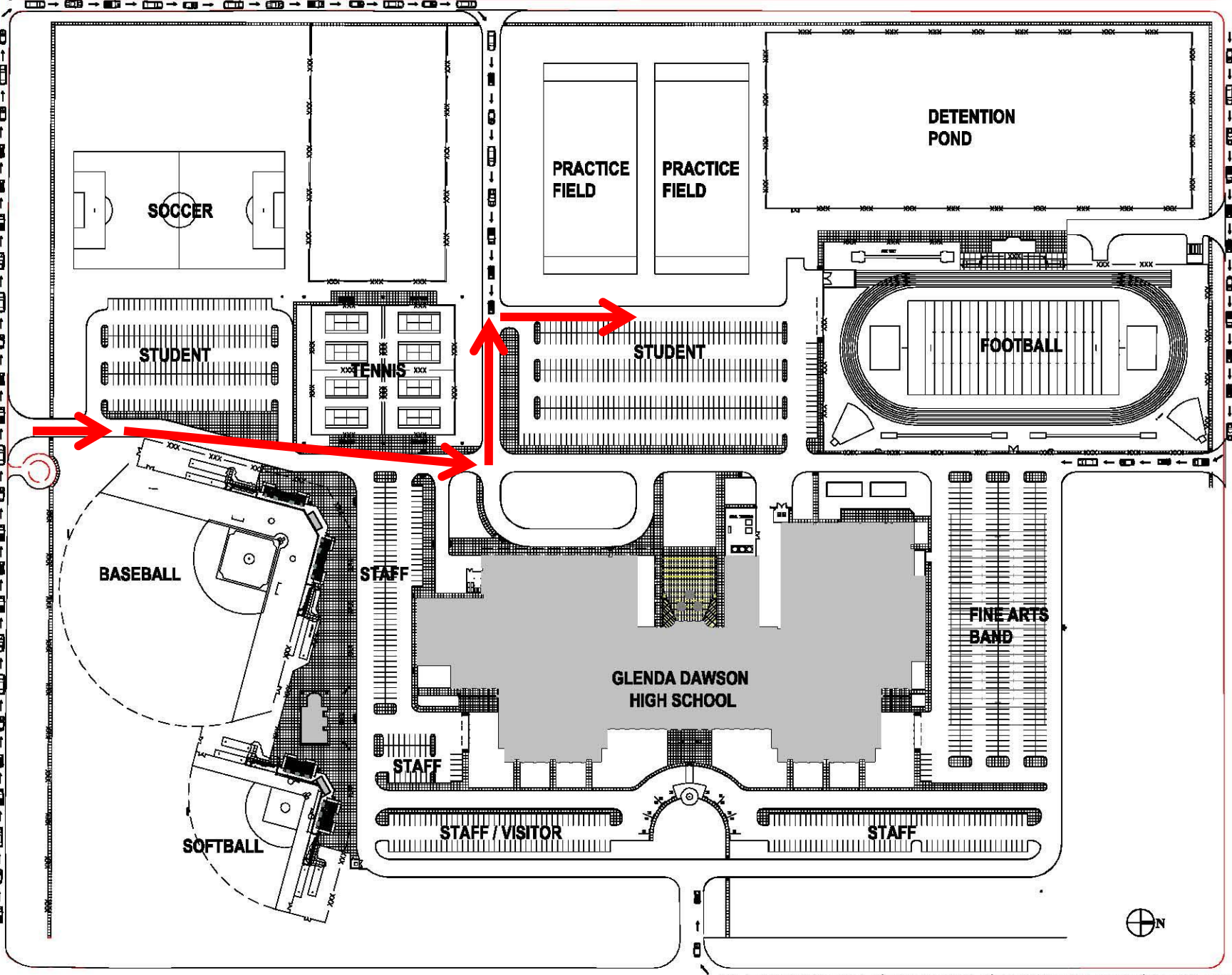
Emergency Communication: Cell Phone and land-line in athletic training room office (281-412-8835), boys coaches office (281-412-8834), and girls coaches office (281-412-8833)

Emergency Equipment: Supplies maintained on site or in the athletic training room include but are not limited to emergency kit, splint bag, & AED. AED is located inside concession stand of stadium on wall next to door.

Roles of First Responder:

1. Immediate care of injured or ill student athlete
2. Activation of Emergency Medical System (EMS)
 - a. Outgoing Call + 911 on school phone (provide name, address, telephone number, number of injured, condition of injured, first aid treatment, specific directions, other information as needed)
 - b. Notify Licensed Athletic Trainer, Principal, or School Resource Officer (SRO)
3. Emergency equipment retrieval
4. Direction of EMS to scene
 - a. Open all appropriate doors and gates
 - b. Designate individual to direct EMS to scene
 - c. Control scene: keep clear for emergency personnel.

Site Directions: Site is located on the West side of school property accessible via Hughes Ranch Rd.



Emergency Action Plan: Glenda Dawson High School Gymnasium, Athletic Training Room, Weight Room, and Locker Rooms.

Emergency Personnel: Licensed Athletic Trainer, Student Athletic Trainer, or Coach on site for practice and competition

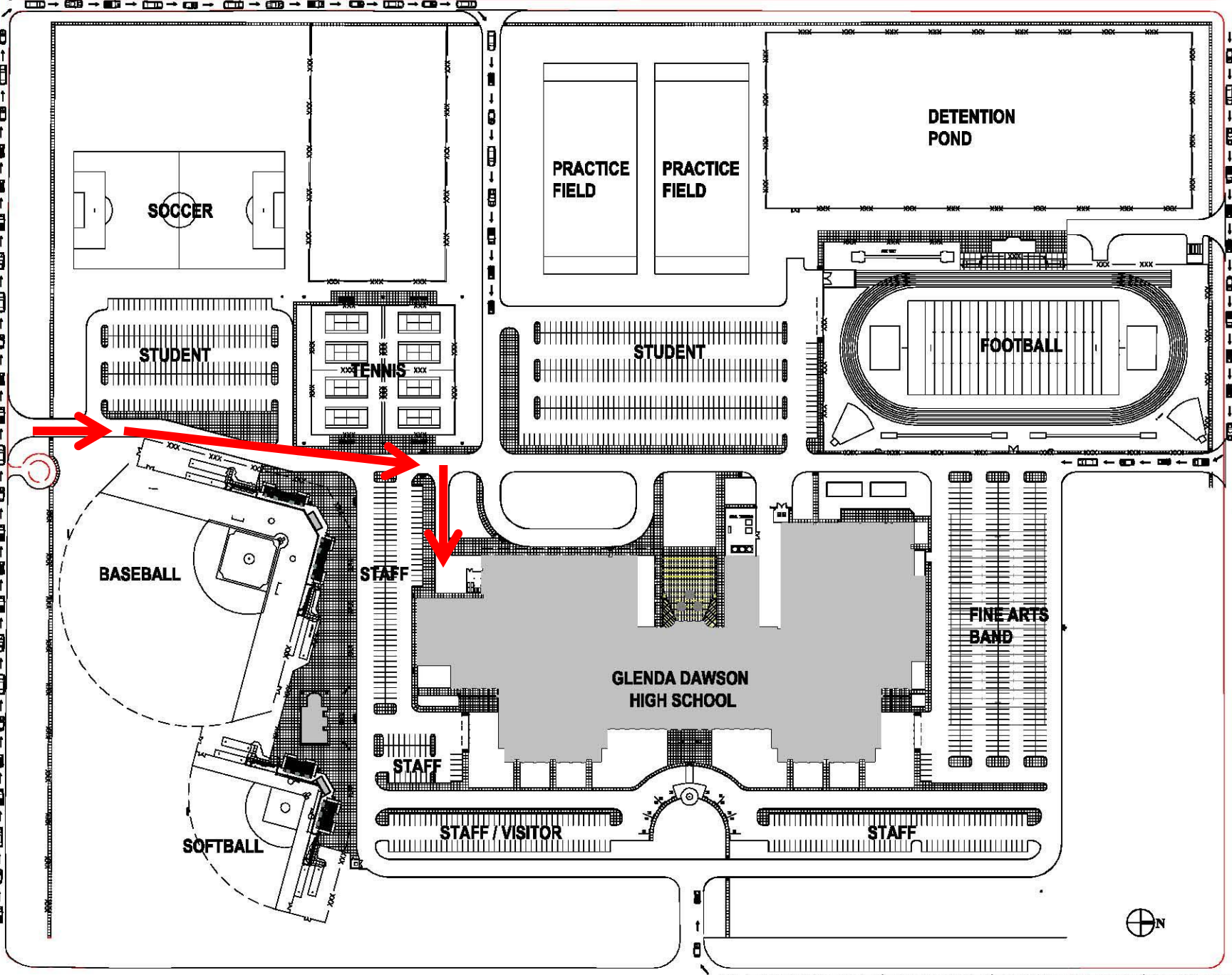
Emergency Communication: Cell Phone and land-line in athletic training room office (281-412-8835), boys coaches office (281-412-8834), and girls coaches office (281-412-8833)

Emergency Equipment: Supplies maintained on site or in the athletic training room include but are not limited to emergency kit, splint bag, & AED. AED is located on wall outside of athletic training room door.

Roles of First Responder:

1. Immediate care of injured or ill student athlete
2. Activation of Emergency Medical System (EMS)
 - a. Outgoing Call + 911 on school phone (provide name, address, telephone number, number of injured, condition of injured, first aid treatment, specific directions, other information as needed)
 - b. Notify Licensed Athletic Trainer, Principal, or School Resource Officer (SRO)
3. Emergency equipment retrieval
4. Direction of EMS to scene
 - a. Open all appropriate doors and gates
 - b. Designate individual to direct EMS to scene
 - c. Control scene: keep clear for emergency personnel.

Site Directions: Site is located on the Southwest corner of school building accessible via Hughes Ranch Rd.



Emergency Action Plan: Glenda Dawson High School Soccer Practice Field

Emergency Personnel: Licensed Athletic Trainer, Student Athletic Trainer, or Coach on site for practice and competition

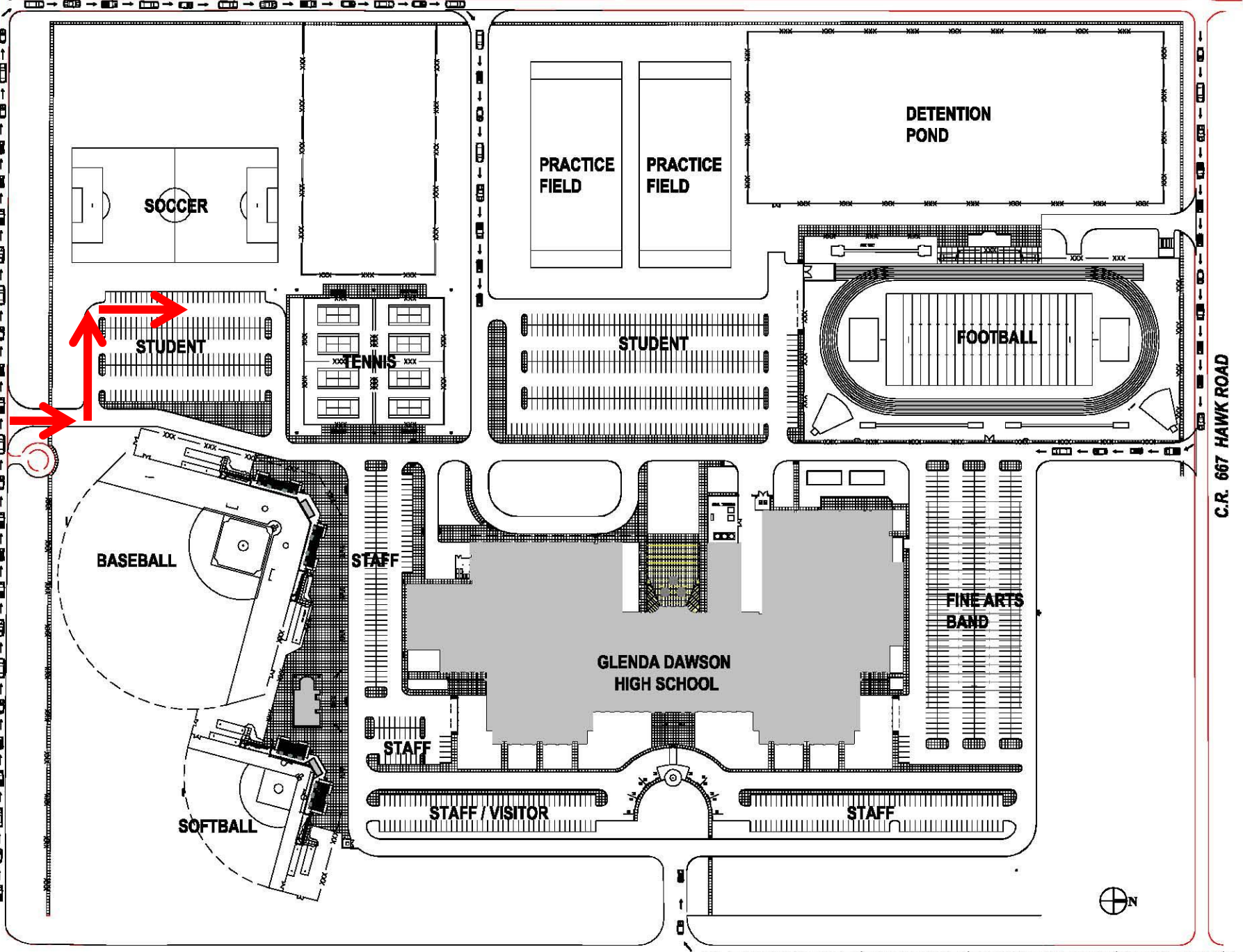
Emergency Communication: Cell Phone and land-line in athletic training room office (281-412-8835), boys coaches office (281-412-8834), and girls coaches office (281-412-8833)

Emergency Equipment: Supplies maintained on site or in the athletic training room include but are not limited to emergency kit, splint bag, & AED. AED is located inside concession stand at baseball/softball complex on the wall next to the door or on the wall next to athletic training room door on campus.

Roles of First Responder:

1. Immediate care of injured or ill student athlete
2. Activation of Emergency Medical System (EMS)
 - a. Outgoing Call + 911 on school phone (provide name, address, telephone number, number of injured, condition of injured, first aid treatment, specific directions, other information as needed)
 - b. Notify Licensed Athletic Trainer, Principal, or School Resource Officer (SRO)
3. Emergency equipment retrieval
4. Direction of EMS to scene
 - a. Open all appropriate doors and gates
 - b. Designate individual to direct EMS to scene
 - c. Control scene: keep clear for emergency personnel.

Site Directions: Site is located on the Southwest corner of school property accessible via Hughes Ranch Rd.



Emergency Action Plan: Glenda Dawson High School Stadium & Track

Emergency Personnel: Licensed Athletic Trainer, Student Athletic Trainer, or Coach on site for practice and competition

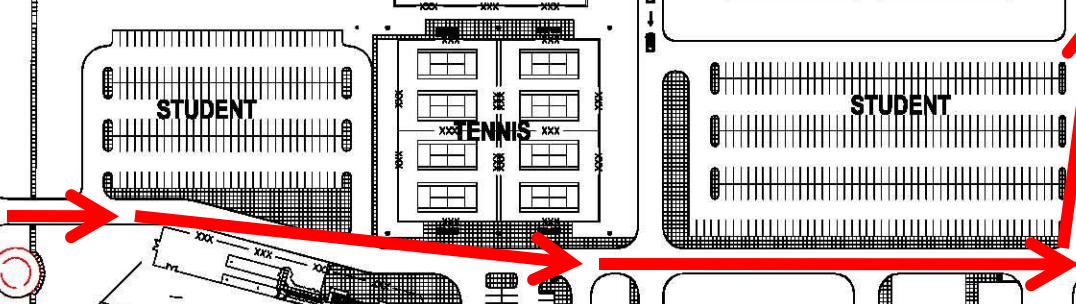
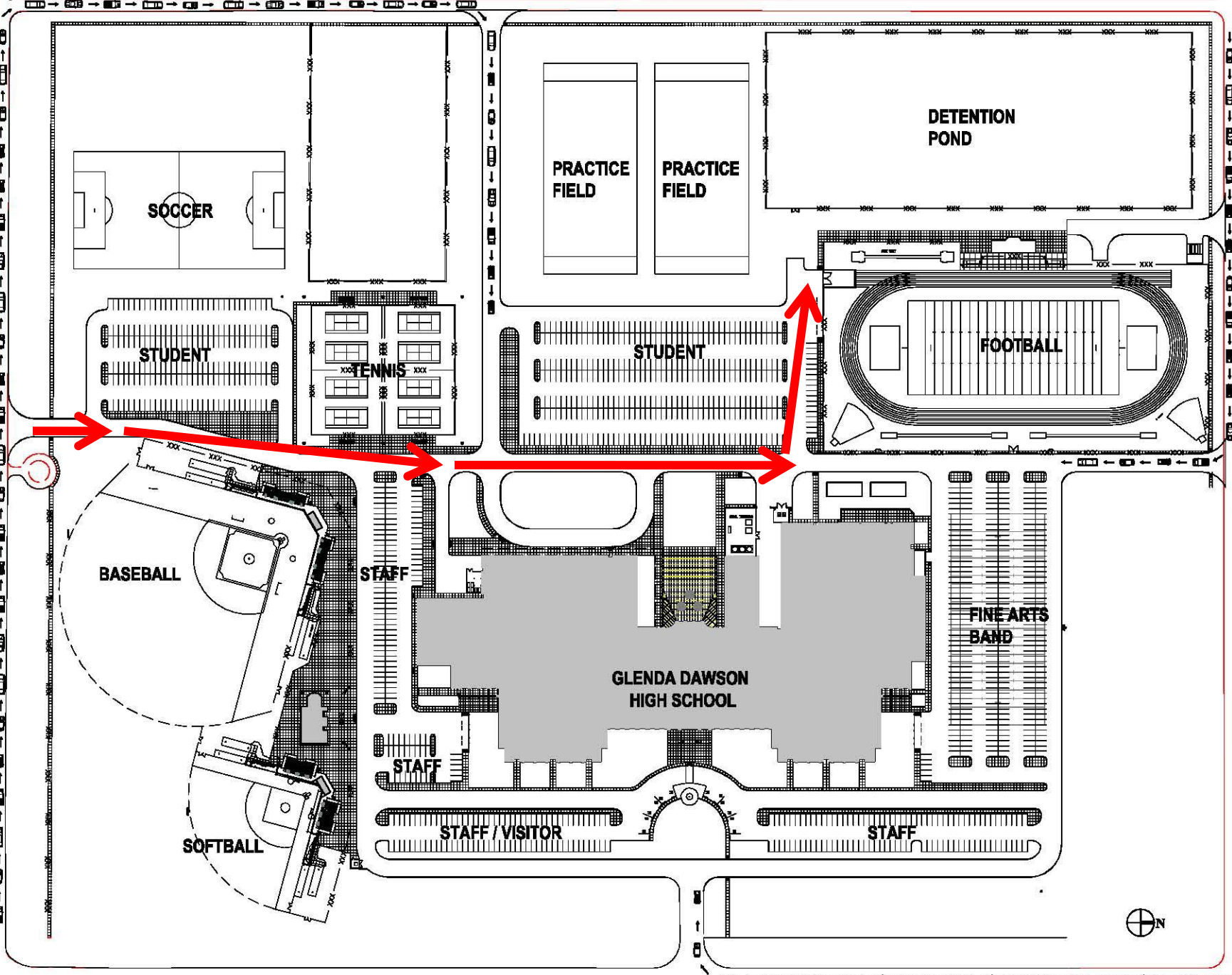
Emergency Communication: Cell Phone and land-line in athletic training room office (281-412-8835), boys coaches office (281-412-8834), and girls coaches office (281-412-8833)

Emergency Equipment: Supplies maintained on site or in the athletic training room include but are not limited to emergency kit, splint bag, & AED. AED is located inside concession stand of stadium on wall next to door. An additional AED will be located on home sidelines during games.

Roles of First Responder:

1. Immediate care of injured or ill student athlete
2. Activation of Emergency Medical System (EMS)
 - a. Outgoing Call + 911 on school phone (provide name, address, telephone number, number of injured, condition of injured, first aid treatment, specific directions, other information as needed)
 - b. Notify Licensed Athletic Trainer, Principal, or School Resource Officer (SRO)
3. Emergency equipment retrieval
4. Direction of EMS to scene
 - a. Open all appropriate doors and gates
 - b. Designate individual to direct EMS to scene
 - c. Control scene: keep clear for emergency personnel.

Site Directions: Site is located on the Northwest corner of school property accessible via Hughes Ranch Rd.



Emergency Action Plan: Glenda Dawson High School Tennis Court

Emergency Personnel: Licensed Athletic Trainer, Student Athletic Trainer, or Coach on site for practice and competition

Emergency Communication: Cell Phone and land-line in athletic training room office (281-412-8835), boys coaches office (281-412-8834), and girls coaches office (281-412-8833)

Emergency Equipment: Supplies maintained on site or in the athletic training room include but are not limited to emergency kit, splint bag, & AED. AED is located in hall on wall next to athletic training room.

Roles of First Responder:

1. Immediate care of injured or ill student athlete
2. Activation of Emergency Medical System (EMS)
 - a. Outgoing Call + 911 on school phone (provide name, address, telephone number, number of injured, condition of injured, first aid treatment, specific directions, other information as needed)
 - b. Notify Licensed Athletic Trainer, Principal, or School Resource Officer (SRO)
3. Emergency equipment retrieval
4. Direction of EMS to scene
 - a. Open all appropriate doors and gates
 - b. Designate individual to direct EMS to scene
 - c. Control scene: keep clear for emergency personnel.

Site Directions: Site is located on the West side of school property accessible via Hughes Ranch Rd.

