

08  
2013



# the PELICAN brief

PELICAN LAKE • LITTLE PELICAN LAKE • FISH LAKE • BASS LAKE

## LAKE VOLUNTEER APPRECIATION DINNER

*PLPOA will be hosting an appreciation dinner honoring lake volunteers at Fair Hills on Friday, August 16 beginning at 5:30 pm. A big THANK YOU to all who volunteer your time for lake activities which improve the lake experience for all who visit our lakes.*

## HOLIDAY BOAT PARADE WAS A BIG HIT!!!

The weather was warm, sunny, and breezy for this year's parade! Dave Selvig led the parade in his beautiful wooden boat. The participants were full of energy while the shore bound observers were just as enthusiastic.

The 2013 Boat Float theme was "Favorite Cartoon Character. And here are the results:

- FIRST PLACE:** "The Flintstones" by the Hella-Yelk Family
- SECOND PLACE:** "Bugs Bunny" by Hornstein Family
- THIRD PLACE:** "The Muppets" by the Madeline Nelson and Olivia Statene

Congratulations to the Hella-Yelk Family. They have finished in the top 4 places the last three years and this year they took the top prize.

Can't wait to see what everyone does next year'

▶ For more fun photos visit us online:  
[www.pelicanlakemn.org](http://www.pelicanlakemn.org)



PHOTO BY LYNN HENDRICKS

## BOOM, BOOM, BOOM } FIREWORKS LIT UP THE NIGHT

**This year's fireworks display was one of the best ever!** Nick Valentine did an excellent job of putting this together. There is a highlight video of the display on our website for those that missed it or would like to reenact it, courtesy of Anne Peltier. Thank you to all of you who have donated to this years show. If you haven't had a chance to contribute, you can do so online as well. Contributions help us keep this annual event going.

## EDITOR'S NOTE

# GOOD 'OLE SUMMERTIME....



Tina Haeffner, editor  
(Northland Beach)

Enjoy the  
rest of your  
summer  
lake life!



Hello Everyone,  
There's nothing like Good 'Ole Summertime!  
Driving along the shorelines seeing all the cabins  
and cottages filled with happiness from the season.  
Residents enjoying reunions, family gatherings  
and the beautiful weather we have had! The  
summer months have blessed us all with the  
beauty from the sunsets to the calm and wavy  
waters filled with family and friends, it will  
soon be time to park the boats for the winter  
months. Just doesn't seem its possible to already  
be the last month of summer! Sit back and enjoy  
the rest of this beautiful season as it doesn't visit  
us long enough!

Tina

## LAKESIDE

### DOCKSIDE SIGNS UPDATE

Order yours  
today for  
\$15.20 each.

12345

1  
2  
3  
4  
5

Information to sign up and pay for your 'Dock Sign' can be obtained from your beach captain or you can mail your payment to PLPOA, PO BOX 1782, Detroit Lakes, MN 56501 for \$15.20 made out to INDIGO SIGNS. Include your dock sign address and the direction of the sign- horizontal or vertical placement. When 100 more orders are received, we will forward checks to Indigo Signs and you will be contacted when they are ready.

## PGOLID

### CANDIDATE ELECTIONS AT ANNUAL MEETING

Saturday  
August 17  
9:00 am

The Annual Meeting for PGOLID will be held on August 17, 2013 starting at 9:00 AM at Fair Hills Resort on Pelican Lake. The meeting agenda has been mailed out to all residents and is also available on the website, PGOLID.org. There are three positions open for board seats and three candidates have agreed to run. They are incumbents Larry Kohler and Ed Johnson as well as Jay Elshaug who is running for the board seat being vacated by Denny Tolefson who has served the maximum six years and is ineligible to serve another term.

In addition to election of directors the annual budget for 2014 will be presented and voted upon. The financial information for PGOLID also has been mailed and is available on the website. Moriya Rufer will present the summary of projects for the last year and the annual report for PGOLID will be discussed. Residents are encouraged to attend this meeting to provide input to the board.

## ON OUR MINDS

### LAKE ACRONYMS

Working to  
support our  
lake quality  
and lake life.

**PLPOA** stands for Pelican Lake Property Owner Association. It is tasked with organizing lake activities, dealing with and speaking for lake related issues as a group, looking out for the best interests of the lake and keeping members informed on those same things.

**PGOLID** stands for Pelican Group of Lakes Improvement District. It is a property taxpayer supported body make up of property owners in the district surrounding the four lakes of Pelican, Little Pelican, Bass and Fish. A nine-member board of directors is elected to preside over PGOLID's business.

**PLYC** is Pelican Lake Yacht Club, where the sailing school originates and members gather.

**PLSS** stands for Pelican Lake Sailing School- A school that teaches sailing to youth ages 8-18. It is a non-profit 501c corporation for the intent of providing sailing instruction.

# FUN TO MAKE BEACH SAND CANDLE

PINTEREST

**Pretty up your picnic table with an easy-to-make sand candle.** The one shown here was made to suit a star-spangled soiree, but you can create any shape you want. So dig in.

## Materials:

1-lb. bag of soy wax flakes  
Waxed 3 ½-in. wire wick with clip  
Candle wax dye

Beach sand or all-purpose play sand  
Small shovel, spoon or beach toys for shapes  
Double boiler to melt wax

## Instructions:

**Step 1:** You can work directly on the beach or dampen sand 4-5 inches deep in a bucket, a sturdy cardboard box or a sandbox. Dig out a star shape 7-8 inches across and 2-3 inches deep. Make a small, shallow circle in the center to help the finished candle sit up on a table.

**Step 2:** Melt wax flakes and dye in a double boiler over medium heat. Slowly pour melted wax into sand while holding wick in the center of the star. Allow wax to harden completely, about 4 hours.

**Step 3:** Carefully dig around the candle until you can lift it out. Lightly brush off excess sand.



# HOW TO MAKE AN AQUA SCOPE

FOR THE KIDS

**Summer is a great time to relax and play with the kids.** This aqua scope is a wonderful scientific tool for any summer adventure involving water. It's easy to make and you probably have all the materials around your house right now.

## Materials:

plastic yogurt/cottage cheese/sour cream container  
clear plastic from a plastic bag, food wrap, or shower curtain  
rubber bands  
x-acto knife

## Instructions:

**Step 1:** Cut out the bottom of the container with an x-acto knife. Scissors will only crack the plastic. *This should be done by an adult... and done with care.*

**Step 2:** Stretch plastic over the cut out bottom and hold it in place with two rubber bands. Make sure that it is secured tightly. Cut away any excess plastic.

**Step 2:** Take your aqua viewer down to the lake and observe life underwater in a whole new way. Submerge the plastic covered bottom into the water half way and place your eyes into the container. You will be surprised at what you will see.


## For more fun ideas with the kids:

<http://spoonful.com/crafts/15-backyard-activities-for-kids>



## APPETIZERS

# WATERMELON MINI KABOB



Watermelon, cubed  
Feta cheese, cubed  
3-4 fresh mint leaves, sliced thinly  
1/4 cup extra virgin olive oil  
2 tbsp lemon juice  
1 tbsp white wine vinegar  
1/2 tsp honey  
Salt and pepper, to taste

Slice and cube the watermelon and cheese into bite-sized squares. Thread a piece of each on toothpicks. Combine the salt, pepper, honey, lemon juice and vinegar in a bowl and whisk the olive oil into it to create a simple dressing.

Drizzle a bit of the dressing onto a serving plate. Arrange the watermelon and cheese on the plate. Sprinkle slices of mint over top. Drizzle a little more dressing over top of the bites and serve immediately.

## FROM THE GRILL

# GRILLED FISH TACOS WITH CHILI-LIME SLAW



2 cups shredded cabbage  
3 tablespoons plain Greek yogurt  
2 teaspoons garlic chili sauce  
1/2 tablespoon lime juice  
pinch of salt  
2 medium fish filets  
1/4 teaspoon salt  
1/4 teaspoon garlic powder  
1/4 teaspoon paprika  
1/4 teaspoon ground coriander  
1/4 cup fresh parsley leaves, chopped  
6 good quality corn tortillas

In a medium bowl, combine the coleslaw, yogurt, chili sauce, lime juice, and pinch of salt. Set aside while you prepare an indoor or outdoor grill for high heat.

In a small bowl, combine the 1/4 teaspoon of salt, garlic powder, paprika, and coriander. Pat the fish dry and rub both sides with the spice mix. Thoroughly coat the grill grates with nonstick spray or oil. Place fish on the grill and cook for 2-3 min/side, depending how thick each filet is, until the fish is cooked and the flesh flakes with a fork.

About a minute before the fish is done, place tortillas on the grill to lightly toast (keep an eye on them so they don't burn!)

Assemble the tacos by dividing the fish and slaw among the tortillas. Sprinkle some parsley on top of each and an extra spritz of lime. Serve immediately. Makes 6.

## FOR DESSERT

# APPLE PIE CHIMICHANGAS


*A nice little twist on a traditional apple pie, serve with a scoop of ice cream and warm caramel sauce.*  
**YUMMY!**

FILLING:  
4 baking apples, chopped  
1 1/2 cups water  
1/4 cup cornstarch  
3/4 cup sugar  
1/2 tsp. cinnamon  
1/4 tsp. salt  
1 Tbs. lemon juice

CHIMIS:  
8-10 small tortillas  
1/2 cup sugar  
1 Tbs. cinnamon  
Oil for frying

FILLING: Combine the water, cornstarch, sugar, cinnamon, salt, and lemon juice in a medium saucepan and bring to a boil. Cook approx 3 mins, or until the mixture becomes very thick. Add the chopped apples and reduce to a simmer. Allow the apple mixture to simmer until the apples become just tender (approx 10 mins). Allow the mixture to cool.

CHIMIS: Mix cinnamon and sugar in a shallow bowl and set aside. Spoon apple pie filling across the bottom 1/3 of the tortilla. Roll in both sides of the tortilla, continue to roll the tortilla up like a burrito. Meanwhile, heat a small skillet with 1/2 an inch of oil. Fry the chimichangas on all sides until the tortilla turns golden brown. (approx 30 seconds/side). Drain on paper towel briefly; then roll warm chimi in the sugar mixture and serve.



# NATURAL GAS SURVEY SENT OUT

MN ENERGY

A survey, and a follow-up reminder from Minnesota Energy was mailed to members, regarding the potential installation of a natural gas pipeline around the Pelican Lakes. Please take the time to review the information from Minnesota Energy, and the energy comparison information that has been provided.


If enough interest is expressed, than planning work will proceed, and Minnesota Energy will return with more details and costing information. There is no commitment at this time, and no one will be required to participate (or have financial commitments), at any point in this potential project if they choose not to sign up for gas. Interested property owners would then sign up for gas, and the cost of the system installation would be paid off by a monthly surcharge added to the participating owner's gas bill over the next 15 years.

It is anticipated that for a large portion of our members, the cost of the surcharge would be covered by the savings in energy costs. However, everyone's situation will be different depending on current home energy usage (heating, water heating, shop, garage, fireplace inside/outside) and energy equipment. Conversion of most propane appliances can be easy and inexpensive, however some propane appliances are not as flexible. Electric and fuel heating systems would also be more costly to convert, check with your heating contractor to get a better understanding of your conversion costs. Planning ahead can help minimize conversion costs in the future.

The long term benefits of having natural gas piped around our lake can be a great benefit in the long term for all property owners. Even if your property currently does not use enough energy to see immediate payoffs, having natural gas around the lake will allow future generations' better options and could increase the value of our property.

Please contact Dave Majkrzak if you have any questions and please fill out the on-line or mail-in survey, so your input is heard.

*"Having natural gas around the lake will allow future generations' better options"*



# 49<sup>TH</sup> ANNUAL PLYC REGATTA

ON THE WATER

There were 26 boats split up into 3 different Fleets. Strong winds on race day made for a lot of action. The 2nd day winds were more gentle allowing for a great weekend on the water.

In the Open High DPN Fleet, Kent Deardorff and Dominic Todd (both PLSS Instructors) came in 1st sailing a Club 420, In the Low DPN Fleet, Anne and Jeff Peltier came in 1st while in the C Fleet, Jason Ostbye came in 1st. Kent and Dominic also won the overall combined fleet championship in a very competitive contest.

*and the race was on....*

*More information can be found on this site <http://plyc.info/PLYC-regatta.html>*



**26 boats/3 fleets!** PLYC Regatta participants had a very competitive and fun day on the water!



08  
2013

# the PELICAN brief

PELICAN LAKE  
PROPERTY OWNERS ASSOCIATION  
PO BOX 1782  
DETROIT LAKES, MN 56502

PRSR STD  
US POSTAGE  
**PAID**  
Fergus Falls, MN  
Permit #210

## the PELICAN brief

The Pelican Brief is published during the summer months by a team of volunteer lake residents including: EDITOR **Tina Haeffner** (Northland Beach), **Aldie Kelsven** (Cha Rosa Beach), and **Jeff Peltier** (Broadwater Beach). If you have comments or would like to submit a story idea or photo, email to: [thaeffner8@gmail.com](mailto:thaeffner8@gmail.com)



The design, printing and distribution of the newsletter are paid for in part by PLPOA dues, and as a budget item of PGOLID as a vehicle to distribute its meeting minutes.

### LATE SUMMER 2013 • Calendar of Events

- |        |        |  |
|--------|--------|--|
| Aug 16 | 4:30pm | PLPOA Board Meeting (Fair Hills-Pine Room)             |
|        | 5:30pm | PLPOA Social by Invitation for Volunteers (Fair Hills) |
|        | 6:30pm | PLPOA Appreciation Dinner for Volunteers (Fair Hills)  |
| Aug 17 | 9:00am | PGOLID Annual Meeting (Fair Hills)                     |
| Sep 7  | 9:00am | PLPOA Executive Board Meeting                          |
| Sep 18 | 7:00pm | PGOLID Board Meeting (RMB Labs)                        |
| Dec 4  | 7:00pm | PGOLID Board Meeting (RMB Labs)                        |

**Enjoy the rest of your summer! See ya next year!!!**



A lake is a landscape's most beautiful and expressive feature. It is Earth's eye; looking into which the beholder measures the depth of his own nature. -Henry David Thoreau