

Holiday Homework – Winter Vacation 2019-2020

Class - LKG

Dear Parent,
Greetings!

Enjoy the winter vacation with fun filled indoor and outdoor activities. Talk about the wonders of nature with your child. Share your childhood memories. Children love to hear these stories. Creative activities like playing with clay, beads, paints and crayons are all time great favourites with the children.

Allow the child to work on the given worksheets under your guidance.

English-

- Work set in the H.W notebook(revision of upper and lower case letters)
- Worksheets.
- Practice reading two and three letter words from the Phonic Reader pages 49- 56

Maths-

- Work set in H.W notebook(sequence writing 1-80)
- Worksheets.

Hindi-

- Worksheets(Swar and Vyanjan)
- Practice reading of two letter words.

Suggested reading-

- Pepper Series
- Rainbow Fish(Sharing is Caring)
- The Gruffalo

Movies suggested-

- Hotel Transylvania
- The Grinch
- Beauty and the Beast
- Moana
- Brave

Let the children do a lot of colouring activities, play all-time favourites like Ludo, Snakes and Ladders and take them out.

Revise the work done so far in all the subjects.

Have a wonderful and a fun filled break.

School reopens on 13th Jan. 2020.

Wish you a Happy New Year.


Regards


Class Teacher

Name: _____ Sec: _____ Date: _____

Write the first letter for the beginning sound of the given pictures (Upper and lowercase both):-




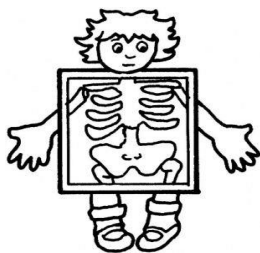
















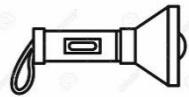
Name: _____ Sec: _____ Date: _____


Write the first letter for the beginning sound of the given pictures (Upper and lowercase both):-


























Grade: LKG

Subject: Hindi

Topic: Reading Foundation-स्वर

Name _____ Sec _____ Date _____

सही स्वर को चित्र से मिलाओ

औ	
अं	
आ	
ए	
इ	


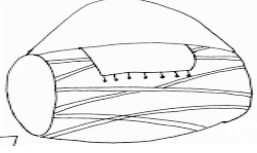
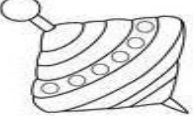


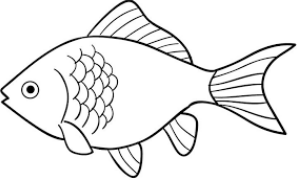
Grade: LKG

Subject: Hindi

Topic: Reading Foundation- व्यंजन

Name _____ Sec _____ Date _____

सही व्यंजन पर गोला लगाओ

	र ब म
	भ ड ढ
	ल ट ठ
	थ न त
	ट ण ढ
	फ व म


Grade: LKG

Subject: Hindi

Topic: Reading Foundation- व्यंजन

Name _____ Sec _____ Date _____

सही चित्र में रंग भरो

च		
प		
ज		
ध		
झ		
क		

Grade: LKG	Subject: Hindi	Topic: दो अक्षर वाले शब्द
------------	----------------	---------------------------



Name _____ Sec _____ Date _____

दो अक्षर वाले शब्द पढ़ो -

आम अब आज

ईख उठ

ऊन अंग अंक

कल झट

कब ठग मन

Name _____ Sec _____ Date _____

Fill in the missing numbers:-

.	T	O	.	.	T	O	.	.	T	O	.	.	T	O	.
		1			1	1			2	1			3	1	
		2			1	2									
									2	3			3	3	
		4			1	4									
									2	5			3	5	
		6			1	6			2	6			3	6	
		7													
					1	8			2	8			3	8	
		9													
	1	0			2	0			3	0			4	0	

Name _____ Sec _____ Date _____

Fill in the missing numbers:-

.	T	O	.	.	T	O	.	.	T	O	.	.	T	O	.
	4	1											7	1	
					5	2									
									6	3					
	4	5											7	5	
					5	6									
									6	8					
					6	0			3	0			8	0	


























Grade: LKG

Subject: Maths

Topic: Pre Maths Skill

Name _____ Sec _____ Date _____

Cross out the picture that is different.


Grade: LKG

Subject: Maths

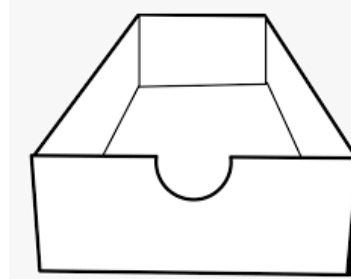
Topic: Pre Maths Skill



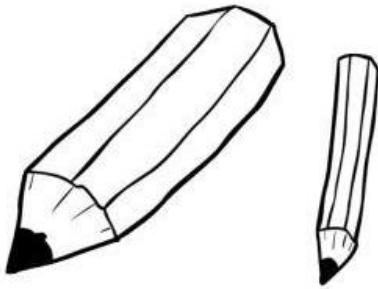
Name _____ Sec _____ Date _____




Draw a ball under the table.



Draw a ball in the box.




Colour the thicker pencil.



Draw an apple on the chair.



Colour the object which is heavier.



Colour the animal which runs faster.

Grade: LKG

Subject: Maths

Topic: Shapes

Name _____ Sec _____ Date _____

Colour the shapes according to the given key :-

