



SAF-HOLLAND Group

HOLLAND LIFTGATES



EXCEED PERFORMANCE AND LONGEVITY
REQUIREMENTS WITH HOLLAND LIFTGATES





SAF-HOLLAND Group

THE HOLLAND LIFTGATE STORY

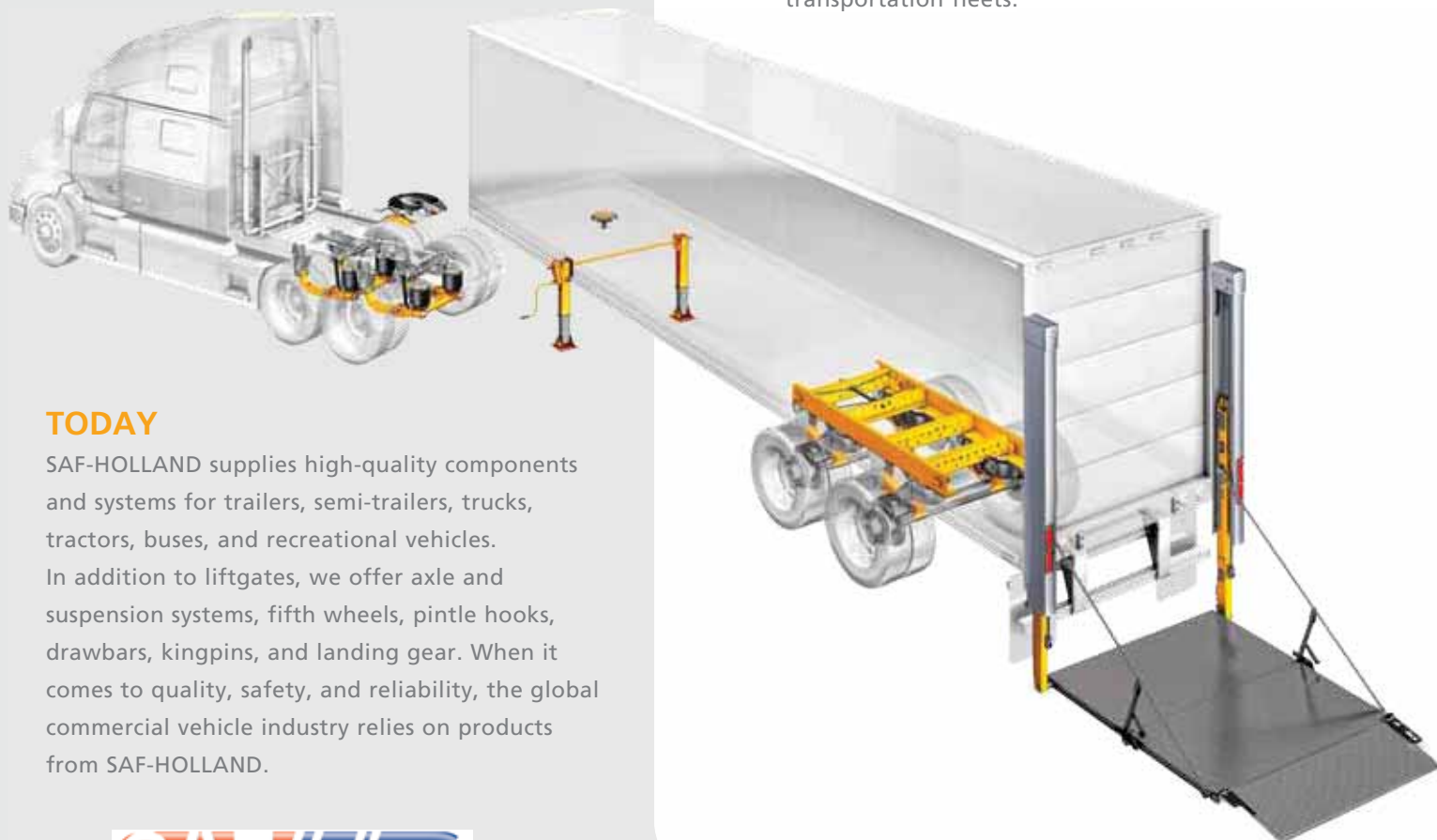


YESTERDAY

In 1963, Holland Hitch expanded its North American presence with the incorporation of Holland Hitch of Canada.

The original Truck Master® liftgate was developed in Canada to outperform competitive liftgates in harsh winter conditions. In 1981, Holland started production of the Truck Master line at its Norwich, Ontario facility. The years that followed brought expanded product lines with a focus on durability and dependability. Holland Truck Master went on to become the preferred liftgate by fleets in the Canadian market due to its proven performance, especially in cold weather conditions.

In 2004, The Holland Group introduced its liftgate line into the U.S. market. With the merger of SAF and The Holland Group in 2007, our U.S. liftgate offering was strengthened further with rapid advancement of our customer and product support networks. Today, HOLLAND Liftgates are one of many SAF-HOLLAND products that serve U.S. and Canadian commercial transportation fleets.



TODAY

SAF-HOLLAND supplies high-quality components and systems for trailers, semi-trailers, trucks, tractors, buses, and recreational vehicles. In addition to liftgates, we offer axle and suspension systems, fifth wheels, pintle hooks, drawbars, kingpins, and landing gear. When it comes to quality, safety, and reliability, the global commercial vehicle industry relies on products from SAF-HOLLAND.



We have customers who make it a practice of transferring HOLLAND Liftgates from one vehicle to another because they outlast the service life of their equipment.

LONG-TERM INVESTMENT; A TRUE 'FLEET GATE'

Holland liftgates are designed with longevity in mind. Through continuous improvement of our liftgate designs, our goal is to always provide the most robust products that offer lowest lifetime cost available in today's market. The durability of our liftgates is further complimented by our simple service friendly designs.

EASE OF INSTALLATION

The installation of HOLLAND liftgates are engineered to be 'easy-and-clean' which makes them suitable for not only body builders and OEM dealers, but also the do-it-yourself fleet. Installations are supported by easy to follow instructions and a simple bleed and power-up process. Kits can be configured for 'application specific' or 'customer specific' installations.

COLD CLIMATE PERFORMANCE

Holland liftgates are designed to perform in the coldest conditions. With Canada as our proving ground for nearly 30 years, Holland liftgates have a long history of dependability and performance in some of the harshest conditions in North America. It is Holland's proven track record that makes our liftgates an excellent choice for any environment, especially northern climate applications.

CUSTOM LIFTGATE DESIGNS

Don't modify your distribution operation to conform to your liftgate design. At Holland we frequently produce custom designs for those customers that require a special modification to fit with their delivery requirements...a custom fit

EXTENDED WARRANTY PACKAGE

SAF-HOLLAND offers an optional extended warranty for all DH, TL and TG Series liftgates. The extension increases warranty coverage from 3 years to 5 years.




BLACK ARMOUR™ ADVANCED CORROSION PROTECTION

For over a decade, SAF-HOLLAND has been a leader in advanced corrosion protection within the commercial transportation industry. Our Black Armour metal protection process has been standard for our liftgate products since 1998.

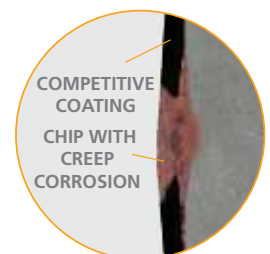
All DH, TL and TG Series liftgates feature the Black Armour metal protection process. The Black Armour™ metal protection process, unlike a primer, paint or powder coating, chemically bonds with metal to form a protective skin that is impervious to water and anti-icing chemicals.

Black Armour™ is paint compatible without pre-sanding. Black Armour™ will not shrink and remains flexible to resist gravel impingement. If scratched, Black Armour™ prevents the spread of creep corrosion.

BLACK ARMOUR
Superior
Corrosion Resistance



INDUSTRY STANDARD
Poor
Corrosion Resistance



DH SERIES

Direct Hydraulic Column Lift



TL SERIES

Fold-Away with Level Ride



TG SERIES

Conventional Fold-Away



TE SERIES

Economy Fold-Away





DH SERIES

DIRECT HYDRAULIC COLUMN LIFT

4,500, 5,500 & 6,600 LB. CAPACITIES

FULLY AUTOMATIC OPERATION

- Power Open/Power Close
- Power Up/Power Down
- Selectable Gravity Down on Demand

TRAILER & TRUCK APPLICATIONS

- Standard 86" platform width for 102" wide vehicle applications and optional 80" platform width for 96" applications.
- 6,600 lb. capacity model features standard extra heavy-duty 3/16" steel platform tread plate. Extra heavy-duty 3/16" platform is also optionally available on 4,500 & 5,500 models.
- Truck, semi-trailer, and pup trailer installation kits available. Custom kits available for special applications.
- Standard Black Armour™ protected pump/battery box features bulk-head fittings for hydraulic connections, strain relief grommets for electrical cables, and weather sealed access door with greasable hinges. Holds 3-group 31 batteries.
- "B" train compatible models available.

LOW NOISE/QUIET OPERATION

- The DH is the preferred design when operating in noise sensitive areas such as hotels, resorts, hospitals and residential neighborhoods.

SAF-HOLLAND LIFTGATE WARRANTY

- STANDARD 3-YEAR PARTS AND LABOR FOR COMPLETE GATE
- AVAILABLE 5-YEAR EXTENDED WARRANTY ON PARTS AND LABOR FOR COMPLETE GATE

See warranty specifications for complete details.

OPTIONAL DOCK SEAL HEADERS are available for both truck and trailer installations.



OPTIONAL FOOT ACTIVATED CART STOPS AVAILABLE for convenience and safety.



GALVANIZED INNER COLUMN RUNNERS AND PLATFORM CHAINS for superior corrosion resistance.

HYDRAULIC LIFT CYLINDERS — easy access through the side of the column.

ALUMINUM RETENTION RAMP — standard 16".
Optional 24" ramp is shown.

STEEL BI-FOLD PLATFORMS are adjustable for both flatness and front-to-back pitch.



MODEL	CAPACITY	DECK HEIGHT	PLATFORM*
DH4556	4,500 lbs. (2,041 kg)	35" to 60" (89 cm to 152 cm)	60" X 86"
DH4572	4,500 lbs. (2,041 kg)	43" to 60" (109 cm to 152 cm)	72" X 86"
DH4584	4,500 lbs. (2,041 kg)	49" to 60" (124 cm to 152 cm)	84" X 86"
DH5556	5,500 lbs. (2,495 kg)	35" to 60" (89 cm to 152 cm)	60" X 86"
DH5572	5,500 lbs. (2,495 kg)	43" to 60" (109 cm to 152 cm)	72" X 86"
DH5584	5,500 lbs. (2,495 kg)	49" to 60" (124 cm to 152 cm)	84" X 86"
DH6656	6,600 lbs. (2,994 kg)	35" to 60" (89 cm to 152 cm)	60" x 86"
DH6672	6,600 lbs. (2,994 kg)	43" to 60" (109 cm to 152 cm)	72" X 86"
DH6684	6,600 lbs. (2,994 kg)	49" to 60" (124 cm to 152 cm)	84" X 86"

* Also available in 80" platform widths for 96" vehicle applications. Length dimension excludes retention ramp.

MAINTENANCE FREE ROLLER TRACK SYSTEM



Maintenance free NoLube™ proprietary rollers feature polymer material (remains resilient to -40°F/-40°C) bonded to steel hubs with sealed-for-life double roller bearings.



Roller alignment guide/track system continues the NoLube™ technology by utilizing greaseless tracks.

Columns are reinforced in dock contact areas with external 3/8" steel wrap along with internal gussets.



TWO CONTROL STATIONS — a column control for up/down that moves with platform, and a lower curb-side located control for up/down and open/close.

DUAL LATCHING SYSTEM includes mechanical latches and dual hydraulic locks to ensure safe platform storage while vehicle is in transit.

RECESSED LED TAIL LIGHTS can be configured for trailer or truck application.

CORROSION RESISTANT CROSSMEMBERS

are internally coated and sealed to protect the platform structure from the inside out.



INTERNAL & EXTERNAL CORROSION PROTECTION

STANDARD PROTECTION

- Black Armour™ protection for exterior surfaces, the internal surfaces of the columns, and the roller tracks.
- Marine grade toggle switches are encapsulated in corrosion resistant urethane.
- Electronics feature abrasion and weather resistant harness coverings and Deutsche connectors with factory applied dielectric grease.

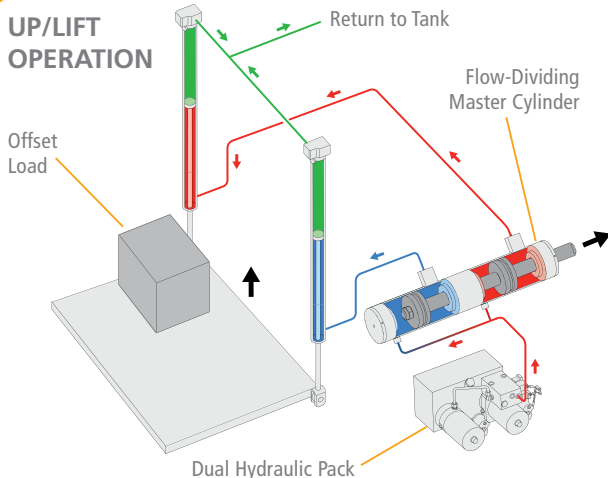


OPTIONAL PROTECTION

- Hot dip galvanization of complete liftgate is available, including pump/battery box and mounting brackets.



UP/LIFT OPERATION



NOTE: Diagram not to scale; master cylinder enlarged for clarity.

ADVANCED HYDRAULIC POWER STANDARD ON 6,600 LB. MODELS AND OPTIONAL ON 5,500 LB. MODELS

- The patented hydraulic system features an Equal Displacement Master Cylinder that evenly powers each cylinder to assure a level lift even with heavy off-set loads.
- Features dual pump/motor that run concurrently during operation to decrease motor loads and cycle times, and increase pump/motor life.
- The hydraulic system is self-bleeding to reduce installation and service times.



SAF-HOLLAND Group

TL SERIES

FOLD-AWAY™ WITH LEVEL RIDE

4,000 & 5,000 LB. CAPACITIES

POWER UP/POWER DOWN LEVEL RIDE PLATFORM TILTS AT GROUND


TRUCK & TRAILER APPLICATIONS

- Standard 88" platform width for 102" and 96" wide vehicle applications.
- Can be installed without a deck extension for flush mount.
- Truck, semi-trailer, and pup trailer installation kits available. Custom kits available for special applications.
- Electronics include a cab, body, or pump box mounted 150-amp circuit breaker and master disconnect switch.
- Rear impact guard is available in bolt-on design that conforms to FMVSS 223/224.
- Factory plumbed hydraulics are available.

OPTIONAL AUXILIARY DUAL PUMP/MOTOR SYSTEM

- In normal dual pump mode, one pump/motor provides power-up while the second provides power-down to "exercise" both power units keeping them lubricated and functional. In the event of unit failure, the system can be switched from dual pump mode to select either of the single pumps to completely power the liftgate.

HEAVY-DUTY PIVOT CONNECTIONS feature lubricated composite bearings. Optional NoLube® bearings available.



DUAL LOCK LATCHES ensure safe platform stowage during vehicle transit.



DUAL FOOT ACTIVATED CART STOPS are standard on 61" platforms.



PLATFORM is easily adjusted for pitch with easy to access bolt near the pivot connections.



Power Pack / Battery Boxes for TL Series Liftgates

Main Tube Mount Box Standard	Side Mount Box Options			Side Mount Box Brackets
Black Armour Coated	Power Pack Box Only	Power Pack Box & Battery (2) Box	Combination Power Pack/ Battery (2) Box	Black Armour (Hot Dipped Galvanized Optional)
	Steel Boxes and Covers			
<ul style="list-style-type: none"> • Weather Seal Closures • Bulkhead Fittings for Hydraulics • Strain-relief Grommets for Electrical 				

EXTRUDED ALUMINUM PLATFORM features an extremely rugged bi-fold hinge design with full-width heavy-duty pins.



DUAL, DOUBLE ACTING HYDRAULIC CYLINDERS and wide-stance "H" style lift frame help stabilize off-set loads.



DUAL TORSION SPRINGS provide easy platform folding. 61" platforms include a convenient open/close handle.

CORROSION PROTECTION

- Black Armour™ protection is standard.
- Hot dip galvanized coating is available.
- Sealed marine grade toggle switches.
- Lift cylinder rods are nitride coated for enhanced corrosion and wear resistance.
- Steel platform crossmembers are internally coated and sealed to protect from the inside out.



SAF-HOLLAND LIFTGATE WARRANTY

- STANDARD 3-YEAR PARTS AND LABOR FOR COMPLETE GATE
- AVAILABLE 5-YEAR EXTENDED WARRANTY ON PARTS AND LABOR FOR COMPLETE GATE

See warranty specifications for complete details.

THREE TAIL LIGHT OPTIONS

1. Weld-on or bolt-on post mounted light boxes.*
 2. 5" steps with completely integrated recessed tail lights with light guards.*
 3. 5" steps prepped for ready-to-install tail lights with light guards.
- * Tail lights are available as LED or Incandescent and can be configured for trailer or truck applications.

Wedge Style Platform Specifications					Standard 92" Deck Extensions		Side Steps			Step Brace	Dock Bumpers
Model	Capacity	Dimensions (inches)	Material	Deck Heights	Depth	Ext. Plate Thickness	2"	3"	5"		
TL4048	4,000 lbs.	48" x 88"	Steel/Aluminum	44" to 58"	12"	1/2"	Optional for 96" Wide	Optional for 102" Wide	Optional for 102" Wide	Optional Uncoated	Optional Heavy-Duty Rubber 'D' Style
TL4052	4,000 lbs.	52" x 88"	Steel/Aluminum	44" to 58"	12"	1/2"					
TL4061	4,000 lbs.	61" x 88"	Extruded Aluminum	48" to 57"	14"	1/2"	Black Armour Protection is Standard or Optional Hot Dip Galvanized.				
TL5061	5,000 lbs.	61" x 88"	Extruded Aluminum	48" to 57"	14"	1/2"					

NOTE: Black Armour coated steps shipped separate from deck extension. Galvanized steps welded to deck extension prior to galvanization.



TG SERIES CONVENTIONAL FOLD-AWAY™

DUAL CYLINDER MODEL
2,500 / 3,000 / 3,500 LB.
CAPACITIES

SINGLE CYLINDER MODEL
2,500 LB. CAPACITY

POWER UP/POWER DOWN

TRUCK & TRAILER APPLICATIONS

- Standard 88" platform width for 102" and 96" wide vehicle applications.
- Can be installed without deck extension for flush mount.
- Electronics include a cab, body, or pump box 150 amp circuit breaker and master disconnect switch.
- Factory plumbed hydraulics are available.

OPTIONAL AUXILIARY DUAL PUMP/MOTOR SYSTEM

- In normal dual pump mode, one pump/motor provides power while the second provides power-down to "exercise" both power units keeping both units lubricated and functional. In the event of power failure, the system can be switched from dual pump mode to select either of the single pumps to completely power the liftgate.

DUAL LOCK LATCHES ensure safe platform stowage during vehicle transit.

WIDE SPACED LIFT ARMS with dual acting cylinders help stabilize off-set loads.

ALL PIVOT CONNECTIONS feature grease zerks.

PLATFORM is easily adjusted for pitch.



2,500 LB. CAPACITY SINGLE CYLINDER MODEL

When the application only calls for a 2,500 lb. capacity liftgate, the single cylinder model provides the same features and options as the higher capacity dual cylinder model.



Power Pack / Battery Boxes for TG Series Liftgates

Main Tube Mount Box Standard	Side Mount Box Options			Side Mount Box Brackets
Black Armour Coated	Power Pack Box Only	Power Pack Box & Battery (2) Box	Combination Power Pack/ Battery (2) Box	Black Armour (Hot Dipped Galvanized Optional)
	Steel Boxes and Covers			
<ul style="list-style-type: none"> • Weather Seal Closures • Bulkhead Fittings for Hydraulics • Strain-relief Grommets for Electrical 				





DUAL TORSION SPRINGS
provide easy platform folding.

THREE TAIL LIGHT OPTIONS

1. Weld-on or bolt-on post mounted light boxes.*
2. 5" steps with completely integrated recessed tail lights with light guards.*
3. 5" steps prepped for ready-to-install tail lights with light guards.

* Tail lights are available as LED or Incandescent and can be configured for trailer or truck applications.

CORROSION PROTECTION

- Black Armour™ protection is standard.
- Hot dip galvanized coating is available.
- Sealed marine grade toggle switches.
- Lift cylinder rods are chromed for enhanced corrosion and wear resistance.
- Steel platform crossmembers are internally coated and sealed to protect from the inside out.



SAF-HOLLAND LIFTGATE WARRANTY

- **STANDARD 3-YEAR PARTS AND LABOR FOR COMPLETE GATE**
- **AVAILABLE 5-YEAR EXTENDED WARRANTY ON PARTS AND LABOR FOR COMPLETE GATE**

See warranty specifications for complete details.

Dual Cylinder Models

Platform Specifications				Standard 92" Deck Extensions		Side Steps			Step Brace	Dock Bumpers	
Model	Capacity	Dimension / Style.	Material	Deck Heights	Depth	Ext. Plate Thickness	2"	3"			5"
TG3047	3,000 lbs.	40" x 88" + 7" Ramp	Steel (Optional Steel/Alum)	44" to 57"	12"	5/16"	Standard for 96" Wide Standard with Black Armour Protection or Optional Hot Dip Galvanized.	Standard for 102" Wide	Optional for 102" Wide	Optional Uncoated	Optional Heavy-Duty Rubber 'D' Style
TG3048	3,000 lbs.	47" x 88" Wedge Style	Extruded Aluminum	44" to 54"	12"	5/16"					
TG3547	3,500 lbs.	40" x 88" + 7" Ramp	Steel	44" to 54"	12"	1/2"					
TG3548	3,500 lbs.	40" x 88" Wedge Style	Extruded Aluminum	44" to 54"	12"	1/2"					
TG3552	3,500 lbs.	52" x 88" Wedge Style	Extruded Aluminum	46" to 57"	12"	1/2"					
TG3561	3,500 lbs.	61" x 88" Wedge Style	Extruded Aluminum	48" to 57"	12"	1/2"					

NOTE: Additional dual cylinder models are available with varying platform materials and sizes.

NOTE: Black Armour coated steps shipped separate from deck extension. Galvanized steps welded to deck extension prior to galvanization.

Single Cylinder Models

Platform Specifications				Standard 92" Deck Extensions		Side Steps			Step Brace	Dock Bumpers		
Model	Capacity	Dimension / Style.	Material	Deck Heights	Depth	Ext. Plate Thickness	2"	3"			5"	
TG2536	2,500 lbs.	31" x 88" + 5" Ramp	Steel	34" to 57"	12"	5/16"	Black Armour Protection is Standard, or Optional Hot Dip Galvanized.	Optional for 96" Wide	Optional for 102" Wide	Optional for 102" Wide	Optional Uncoated	Optional Heavy-Duty Rubber 'D' Style
TG2542	2,500 lbs.	42" x 88" Wedge	Steel	44" to 57"	12"	5/16"						
TG2545	2,500 lbs.	37" x 88" + 5" Ramp	Fabricated Aluminum	44" to 57"	12"	5/16"						
TG2547	2,500 lbs.	40" x 88" + 7" Ramp	Steel (Optional Steel/Alum)	44" to 57"	12"	5/16"						

NOTE: Black Armour coated steps shipped separate from deck extensions. Galvanized steps welded to deck extension prior to galvanization.



SAF-HOLLAND Group

TLV SERIES

FOLD-AWAY™

A PREMIUM PRODUCT...
NOT A PREMIUM PRICE

SINGLE CYLINDER MODEL
2,750 LB. CAPACITY

**LEVEL RIDE PLATFORM/
TILTS AT GROUND**

POWER UP/GRAVITY DOWN
OPTIONAL POWER UP/POWER DOWN

(Gravity down liftgates are not recommended
for operation in extreme cold.)

TRUCK APPLICATIONS

- Fully enclosed and protected pump motor
- Overload protected charge line
- Grease zerks at all major pivot points
- 1/4" x 12" reinforced tread plate deck extension
- Fully sealed and potted curbside control station
- Torsion assisted folding
- Roller arm assisted opening
- Recessed platform hinges
 - Eliminate trip hazards
 - Allow side loading/unloading of platform



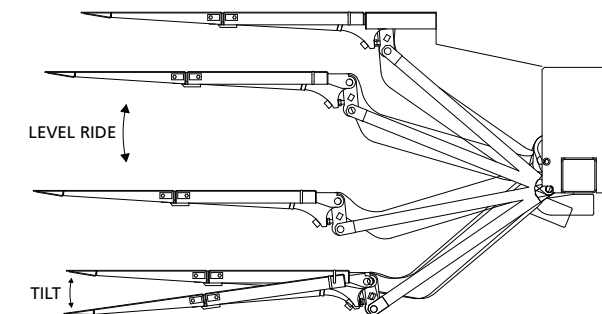
THE HOLLAND TLV SERIES LIFTGATE PROVIDES THE NECESSARY PREMIUM FEATURES AT AN AFFORDABLE PRICE.

**SAF-HOLLAND LIFTGATE 2-YEAR
PARTS AND LABOR WARRANTY
(2-YEAR STRUCTURAL & 18-MONTH
ELECTRONICS AND HYDRAULICS)**

See warranty specifications for complete details.



LEVEL RIDE PLATFORM / TILTS AT GROUND



The TLV Fold-Away liftgate platform provides a level ride when in the raising and lowering mode. The platform tilts when it makes contact with the ground to provide an easy transition on and off the platform surface.

ROLLER TYPE PLATFORM OPENER
to assist with easier unfolding of platform.

REINFORCED DECK EXTENSION
stands up to dock impacts and rolling loads.

DUAL TORSION SPRINGS
to assist folding.

GREASE ZERKS
at all major pivot points.

TAIL LIGHT OPTIONS

Weld-on or bolt-on post mounted light boxes with LED or incandescent lights.

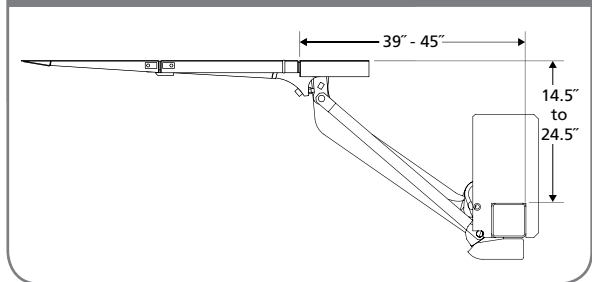
ADDITIONAL OPTIONS

- 2", 3" or 5" step bumpers
- Power Up/Power Down
- Cab shut-off switch

FOUR STEEL RECESSED PLATFORM HINGES

provide smooth and consistent open and close performance.

MOUNTING DIMENSIONS



WEDGE STYLE PLATFORM
Plate steel construction for maximum durability.

TLV SERIES LIFTGATE SPECIFICATIONS

Model	Lifting Capacity	Platform Dimensions	Bed Height Range	Mounting Clearance	Shipping Weight
TLV-2748	2,750 lbs.	48" Deep x 80" Wide	38" Minimum 51" Maximum	39" to 45" from Rear of Deck Extension	750 lbs.



From fifth wheel rebuild kits to suspension bushing repair kits, SAF-HOLLAND Original Parts are the same quality components used in the original component assembly. SAF-HOLLAND Original Parts are tested and designed to provide maximum performance and durability. Will-fits, look-alikes or, worse yet, counterfeit parts will only limit the performance potential and could possibly void SAF-HOLLAND's warranty.

Always be sure to spec SAF-HOLLAND Original Parts when servicing your SAF-HOLLAND product.

XL-TG10136SL-en-US Rev C - 2012-02-09 - Amendments and errors reserved - © SAF-HOLLAND, Inc.

HIGH QUALITY COMPONENTS FOR THE COMMERCIAL VEHICLE INDUSTRY



EUROPE · NORTH AMERICA · SOUTH AMERICA · AFRICA · ASIA · AUSTRALIA

SAF-HOLLAND USA, Inc.
888.396.6501 Fax 800.356.3929

SAF-HOLLAND Canada Limited
519.537.3494 Fax 800.565.7753
Western Canada 604.574.7491 Fax 604.574.0244

www.safholland.com

