

The NRA
**Home Air Gun
Program**



NRA



NRA™

1st Edition – April 2012
© Copyright 2012 National Rifle Association of America.
All rights reserved. Printed in the United States of America.

To order support materials, please call the NRA Program Materials Center
toll free at 1-800-336-7402, or visit us online at:

www.materials.nrahq.org

Hours: Monday-Friday, 8:30 am to 8:00 pm Eastern Standard Time

Prices subject to change without notice.

All orders subject to shipping fees and sales tax where applicable.

Table of Contents

ii Introduction

1 Chapter 1: Parents' Role in Shooting Sports

- 1 Scoring Targets

2 Chapter 2: Types and Uses of BB and Air Guns

- 2 Retention: Make it Fun
- 3 Recreational Air Guns
- 3 Shopping for Air Guns
- 3 Gun Selection
- 3 BB Guns
- 4 Beginner Air Rifles
- 4 Sporter Air Guns
- 5 Precision Air Guns
- 5 Pellets

6 Chapter 3: Selection of Equipment

- 6 Shopping List
- 8 Air Gun Manufacturers & Suppliers

9 Chapter 4: Constructing an Air Gun Range

- 9 Things to Consider
- 9 Primary Backstops
- 11 Range Layout and Flow
- 12 Formal Competitive Range
- 12 Portable Ranges

13 Chapter 5: The Next Steps

- 13 Why Shoot Competitively?
- 13 NRA Classification System
- 13 Tournaments
- 13 Youth Hunter Education Challenge
- 14 Path to the Olympics
- 14 Awards and Scholarships
- 14 Outstanding Achievement Youth Award
- 14 NRA Civil Rights Defense Fund Youth Essay Contest
- 14 Youth Education Summit
- 14 NRA Youth Wildlife Art Contest
- 14 Affiliating or Enrolling with the NRA
- 15 Grants from The NRA Foundation for Your Shooting Sports Program
- 15 NRA Training
- 15 Become an Instructor
- 16 Glossary

Introduction

The NRA's Home Air Gun

Program brings marksmanship activities directly to the community where a new appreciation for the shooting sports can be kindled and pursued. The intent of this guide is to provide parents, teachers, activity leaders and club leaders with information and guidance on the exciting world of BB gun and air gun shooting sports.* This program will guide you on: how to conduct a safe and fun BB and air gun shooting exercise, how to construct portable and permanent ranges, how to select a BB or air gun, where to purchase them and a curriculum to follow.

The Home Air Gun Program's flexibility will enable you to individualize each program to meet your needs, whether it is a one-time fun event or a program that leads to a competitive shooting program. Exposure to the shooting sports also instills life skills, such as self-discipline, concentration or simply learning how to follow the rules. Even a simple summer program that operates once a week for a period of six weeks can provide an excellent opportunity for discovery and the development of a lifelong hobby.

For parents, teachers, activity leaders or club leaders, we have included an air rifle orientation session and Power Point presentation covering safe gun handling and beginning marksmanship. After safety and basic marksmanship have been learned, continued interest is supported with the Winchester/

NRA Marksmanship Qualification Program activities. This qualification program provides continuing performance levels that shooters use to gauge their development. The step-levels are score-based averages which are challenging but attainable from the beginning to the highest level. Reaching each of these levels builds self-confidence and gives the participants a sense of accomplishment. The Winchester/NRA Marksmanship Qualification Program is not only for youth but for all ages interested in shooting.

Shooting sports have helped youth learn how to achieve goals, while learning self-discipline, time management, acceptance of responsibility, respect for others, loyalty, leadership, selflessness and, especially, teamwork.

** While the terms "BB gun and air gun" are commonly used together in this document, it should be noted they are not the same.*

Chapter 1: Parents' Role in Shooting

Why do kids play sports?

Kids play sports for many different reasons, such as to make friends, get out from behind the computer or TV and to be more physically active. They also may want to learn new skills or improve on skills they have, and, mainly, to have fun.

Kids develop a positive self-image by mastering a skill such as shooting. They also learn to work as a team, and by doing so gain social skills and learn to respect others. Learning to appreciate an active lifestyle through the shooting sports can become a lifelong activity.

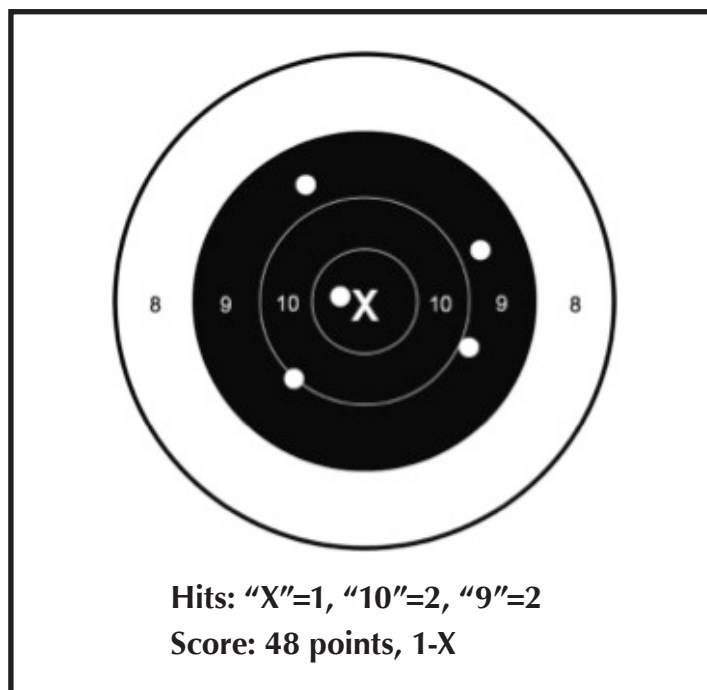
As parents you have the opportunity to help build your child's self-esteem by emphasizing skill development and keeping winning in perspective—all while cheering them on, staying positive and not pushing them too much.

Parents should be involved! As in any sport, the coach or instructor cannot do it all. There are many things a parent can help with such as: keeping the youth who are waiting to shoot occupied, and keeping stats for the Winchester/NRA Marksmanship Qualification Program: www.nrahq.org/education/training/marksmanship/index.asp. For those with an interest in the shooting sports, becoming a coach or instructor is a new and exciting hobby. NRA

Coaches develop competitors from the beginning stages through high school and college teams to the national level. NRA instructors teach the NRA's basic firearm courses. For more information about the NRA'S Coach School visit: www.nrahq.org/education/training/coaching/coach_training_schools.asp. To enroll in one of our many instructor classes see: www.nrainstructor.org.

Scoring Targets

(See illustration below.) For additional scoring rules and clarifications on scoring plugs consult the NRA's rule books or see: www.nrahq.org/compete/targetsbooks.asp.



Scoring Targets

- Hits outside the scoring rings have a value of zero.
- Hits completely or partially inside a scoring ring receive that ring's value.
- Hits that touch a scoring ring receive that ring's value.

Chapter 2: Air Gun Appeal

Air gun shooting is by far the most flexible, diverse and adaptable shooting activity available today.

- Air guns promote **discipline diversity**. Within the discipline of airguns are rifle applications and within rifle are recreational, sporter and precision disciplines. There are also pistol applications.
- Air guns promote **equipment diversity**, including BB guns and air guns that include recreational models, sporter models, training models and high-tech precision models.
- Air guns promote **target diversity**. Target types include knockdowns, spinners, noisemakers, silhouettes, cans, homemade targets, stationary targets, moving targets, metal targets, bulls-eye targets and pop-ups.
- Air guns promote **application diversity**, including safety education, fun shooting, marksmanship training, hunter safety education and hunting applications, target practice, biathlons and competition—all the way from local, fun matches to world-class events such as World Cup matches, to the Pan-American Games and even the Olympic Games.

Air gun popularity and appeal is also rooted in the **low dollar investment** costs associated with setting up and running the activity. Entry-level air guns are inexpensive yet durable, accurate, easy to handle and an

excellent tool for meaningful exposure and learning shooting skills. Their diminutive size and weight make it possible for younger, smaller children to participate in marksmanship activities.

Starting young can really pay off! Just ask Kim Rhode. She started shooting when she was six, and at the age of 17, she won her first Olympic gold medal in double trap (1996 Summer Olympics). Patty Spurgin Pitney was just 18 when she won the women's air rifle gold medal in 1984.

Another great appeal is that a formal range is not required. An air gun range can be set up anywhere there is space; indoors—in a home, basement, garage, barn, gym, classroom or clubhouse, or outdoors—in a yard, field or even under a tent. An air gun range can be a temporary arrangement that can be quickly dismantled if space is needed, or it can be permanent with a foundation and cover. In essence, you can make it as simple or as elaborate as you want it to be. Versatility, diversity, low cost, informal ranges, and a variety of applications and activities all contribute to air gun popularity and appeal. *See Chapter 4 for more details, including legal considerations when planning a range and the discharge of air guns.*

Retention—Make it Fun

Whether your group meets to shoot recreationally or it has

more competitive goals, you need to make sure that it is fun. When an activity becomes too monotonous people tend to drop out. Introducing your shooters to the Winchester/NRA Marksmanship Qualification Program (www.nrahq.org/education/training/marksmanship/index.asp) is one way to keep shooters engaged. Performance is measured against established par scores, and any shooter who meets or exceeds those scores is entitled to the corresponding recognition awards for that rating. It's an honor system.

Shooters acquire the large discipline patch at the onset of the program and as each rating is earned, they are entitled to all of the corresponding awards for the rating. Each rating level has a skill rocker, medal and certificate award that recognizes and highlights the achievement.

Monthly matches can be another fun event to keep the participants engaged and start steering them toward more formal competitions. The learning scenarios, activities and events you design into the pro-



gram are limited only by your imagination.

Recreational Air Guns

A recreational program is one of the best entry-level activities to teach new shooters about gun safety and marksmanship skills. Getting people interested and excited about shooting sports is a big first step that can be easily accomplished with inexpensive, recreational BB and pellet guns. Once interest is established, there are numerous paths that can be followed into the organized and structured world of shooting sports.

Constructing a recreational air gun range is easy. Various recreational targets such as knockdowns, silhouettes, swinging soda cans, block stacks, water balloons, paint balls, hard-rock candy, colorful geometric shapes, spinners and noisemakers can be randomly placed downrange anywhere between 15 and 25 feet. The targets can be sitting on straw bales, dangled from strings and mounted on frames or stands. Or if you prefer, the range can be completely set up with reactive and resettable targets that eliminate the need for target replacements. Either way, target variety is the key.

In order to recognize the accomplishments of the shooters, any number of awards for participation, skill recognition, matches and games can be created. Computer-generated certificates with spaces for attractive stickers/seals that acknowledge learned gun safety or perfect attendance, for example, can be invented.

Shopping For Air Guns

Things to Consider When Shopping for Air Guns

While some air gun manufacturers may distinguish “adult” air guns from others, or recommend a minimum age for a certain type of gun, there are no rating standards that are common among manufacturers in the industry. So, before starting to shop, try to establish a few general parameters for the type of gun you would like to buy. This doesn’t mean you can’t change your mind along the way; it just gives you a plan so you can compare apples to apples in the shopping process.

Some of the things you should consider are: intended use, type of air gun, caliber, cocking force, accuracy level (at what distance) and the amount of money you plan to spend.

Identify the air gun’s intended purpose—for plinking, target shooting, qualification shooting, competition shooting or perhaps some of each. Identify the type of air gun (air rifle or air pistol) you want to buy and the type of action you prefer, giving special consideration to the amount of muscle effort it takes to cock the gun. If you think your shooters may have trouble with over-lever or break-barrel mechanisms, you may want to consider compressed air or CO2 air guns, which eliminate cocking effort altogether. Identify the features you would like to have on the gun: wood stock vs. plastic or composite stock; open sights vs. target sights or a scope; sling vs. no sling; pellet projectiles vs. BBs, etc.

With a base plan, you can go directly to the manufacturers that produce the type (or grade) of air gun you want. Acquire catalogs or go to websites to

glean price lists from manufacturers selling this type of gun and start to compare models, prices, features, etc., shopping the best value. Customer service representatives from the various manufacturers can provide assistance.

Gun Selection

When selecting a gun—whether BB gun or an air gun—you should consider its primary use. Will it be a child’s first exposure to shooting, or for a youth that has had some experience and wants to progress to a more formal shooting arena? Will it be for a beginner or for an advanced shooter trying to compete at national matches? Another thing to consider is cost, especially at the precision air gun level.

Stock fit is important so the correct fundamentals can be learned and performed. A rifle that is either too big or too heavy will not allow the athlete to get into the correct position. The shooter will struggle and not be nearly as successful. Butt plates and check pieces can be added if the gun is too small. If the gun is too big and heavy, using a youth-model gun would be a better choice.

BB Guns

BB guns are a great way to introduce someone to the shooting sports. They are the most affordable way to learn safe gun handling skills and basic fundamentals because the equipment cost is less than some of the air guns, and a range can virtually be set up anywhere. For the official NRA rule book please visit: www.nrahq.org/compete/RuleBooks/Bbgun/bb-book.pdf

Below are three of the most popular BB guns:

Daisy Red Ryder



Daisy Pink gun



Daisy Avanti 499 (Competition BB Gun)



Beginner Air Rifles

The Daisy 853 is a good example of a beginning Sporter Air Rifle.

Sporter Air Guns

Sporter air guns provide a means to move from the recreational air gun arena to a more structured type of activity with an emphasis on training and skill development. Sporter is a class which, by the rules, allows only street clothes, a sling, glove and a kneeling roll. The guns are moderately priced and

have a better grade of trigger and a higher degree of accuracy compared to a recreational gun. To qualify for the sporter category, the weight of the rifle (including air or CO2 tank, if appropriate, but not including the sling) with sights, may not exceed 7.5 lbs (3.40 kg). Please consult the NRA's official rule book for additional clarification: www.nrahq.org/compete/nra-rule-books.asp

In the sporter class, there are several levels. A good example of the beginner level, which is a basic training model, is the Daisy 853. It is a single shot, bolt-action rifle that must be cocked before each shot by pulling out the cocking arm and returning it to the shooting position. This can be a challenge to some of the younger and smaller shooters.

Beginning Air Rifles:

Daisy 853



IZH 60



Tip: Pump Air Rifles

When multi-pump air guns are used, caution must be taken to ensure only the manufacturer's recommended number of pumps are completed by the shooters. Over-pumping can cause damage to the gun and injury to the shooter. The best accuracy is achieved with fewer than the maximum number of pumps.

The next in class is the competition grade sporter air rifles.

Daisy 888



Air Arms T200 Sporter



Crosman's Challenger 2000



These air rifles are usually powered by CO2 or compressed air, making it more attractive to competitive shooters because the shooter only needs to cock the gun and then pull the trigger to release a regulated amount of gas that propels the pellet down range. The Daisy 888 cylinder holds enough gas to fire about 200 shots before it needs refilling.

For complete handling direction of CO2 and compressed air, please consult the owner's manual or purchase wall charts

Did you know?

While BB guns are generally included in the recreational air gun category, there are competitions and other programs geared specifically for BB guns. The NRA conducts an annual postal match from January through May; it is open to youngsters from 8-15 years old. See www.nrahq.org/compete/dept-postal.asp for more information. Daisy Outdoor Products sponsors the National BB Gun Championship Match for kids; for more information, visit www.daisy.com/daisynationals/.

from the NRA Materials Center: materials.nrahq.org/go/product.aspx?productid=CC%2019725

Precision Air Guns

Precision air guns represent yet another level of applications and activities that can be conducted for interested shooters. Precision air rifles are generally high-tech, imported and more expensive. By nature, precision air gun shooting embraces a commitment to high levels of training and competition that can carry shooters all the way through college to the prestigious world events and on to the Olympic Games. The weight of a precision air gun with sights cannot exceed more than 5.5 kgs (12.12 lbs.); consult the NRA's official rule book for additional rule clarification: www.nrahq.org/compete/Rule-Books/PAR/par-book.pdf

Additional equipment required for precision air rifle shooting such as shooting jacket, pants, boots and gloves must conform to International Rules, either USA Shooting or NRA International Rifle Rules.

Tip: Dry Firing

Some air guns are specially equipped to allow dry firing (shooting with an unloaded gun), but others are not. To avoid potential damage to the gas seals and other parts of the gun, follow the recommended guidelines in the owner's manual.


Precision Air Guns include:

Air Arms S400



Anshutz 8001 Club Air Rifle

Feinwerkbau 500



No matter what type or model air gun you eventually decide upon, you should read and completely understand the owner's manual.

Pellets

Pellet cost is small compared to ammo for other shooting disciplines. You do not need the best pellets for beginning shooters. Start with pellets that "hold the ten ring" and then move to more expensive "one hole" pellets as the athlete improves. Test pellets with all air rifles that are available—you might be surprised! Over the past few years NRA found that individual air rifles can be sensitive to various lots of pellets.

Pellets come in different lead sizes from the manufacturer,



Tip: BBs/Pellets

Never reuse pellets or BBs. These projectiles are easily deformed upon impact with a target/backstop, and can cause damage to the air gun if reused. Likewise, if new unused air gun projectiles happen to be deformed, do not use them.

usually from 4.48 mm to 4.51 mm for .177 caliber pellets. The best pellet for one rifle may not be the best for another. Likewise, the "same sized" pellet from a different manufacturer or even the same manufacturer but a different lot number may not shoot as well as another pellet in an individual rifle. Make sure the rifle is clean before doing serious pellet testing. Also make sure that your shooters wash their hands with cold soapy water after handling pellets, as they are made of lead.



Chapter 3: Equipment Selection

Shopping List for a BB or Air Rifle Program

- **Eye Protection:** BB gun and air gun projectiles can ricochet and cause eye injuries.
- **Sandbags and Gun Rests:** Most youth arrive at the range with little or no experience. To help them achieve the greatest possible degree of satisfaction and success during the early stages of learning, the gun should be stabilized (supported) while they learn to apply the fundamentals of sight alignment and trigger squeeze. For this reason, a sandbag, gun rest, rolled carpet or a rolled towel should be available at each firing point.
- **Slings:** The sling supports the rifle in all positions except standing. Most rules allow up to 1¼-inch maximum width. Refer to individual tournament rules.
- **Mats:** (for shooting from the prone position); Or use a strip of carpet, an old blanket or choose commercial mats that have a no-slip area sewn into them. The main reason for a shooting mat is to prevent the shooter from sliding, especially if he or she is shooting on a slippery floor. Another reason is to keep the shooters from direct contact with the

ground if they are shooting outdoors.

- **Kneeling Rolls:** These rolls are used to support the ankle when shooting from the kneeling position. The rules specify that a cylindrical roll made of a soft and flexible material, not exceeding 25 cm in length and 18 cm in diameter, is allowed. Binding or other devices to shape the roll are not permitted. The kneeling roll is filled with a material that will flow and conform to the ankle. In this way the kneeling roll provides firm support and adjusts to the anatomic structure of the foot.
- **Shooting Glove:** (optional) The glove provides protection for the shooter's sling hand.
- **Ammo Block:** This helps the shooter remember how many shots have been fired.
- **Spotting Scope:** This can be as simple as a binocular or a scope made specifically for viewing shots on the target.

Shopping for Advanced Shooters:

- **Shooting Jacket, Pants and Boots**

- **Shooting Stand:** Such stand is designed to be used as a rest between shots in the standing position.

PyramydAir.com

888-262-4867



PYRAMYD AIR

GUN MALL

Get discounts at www.PyramydAir.com with your NRA search code!

Beginner



Daisy 1998 BB gun



Daisy 1938 Red Ryder



Daisy Avanti Champion 499

Intermediate



IZH 60 Target Pro



Daisy Avanti 853



Daisy Avanti 888 Medalist



Crosman Challenger



Air Arms T200

YOUTH ORGANIZATION DISCOUNT CODES

NRA Youth Clubs/ NRA Day NRAYPC	IN School Educators NRAISE	Safari Clubs Internationals/AWLS NRAAWLS
American Legion/ VFW NRAALVF	Home School Illinois NRAHSIL	Royal Rangers NRARR
Boy Scouts of America NRABSA	Home School NRAHS	YMCA NRAYMCA
Girl Scouts of America NRAGSA	JROTC NRAJROTC	4-H NRA-4-H
	National High School Rodeo Association NRANHSRA	

Precision



Air Arms MPR



FWB 500



Anschutz 8001 Junior

Air Gun Manufacturers & Suppliers

AirForce AirGuns

Box 2478
Fort Worth, TX 76113
877-247-4867
(Adult Air guns)
www.airforceairguns.com

Beeman Precision Airguns

10652 Bloomfield Ave
Santa Fe Springs, CA
www.beeman.com

Benjamin/Sheridan CO (Crosman)

Rts. 5 & 20
Bloomfield, NY 14469
585-657-6161 or 800-724-7456
www.crosman.com

Champions Choice

201 International Blvd.
La Vergne, TN 37086
615-793-4066
www.champchoice.com

Champion Shooters Supply

Box 303, 42 North High St.
New Albany, OH 43054
800-822-8005
www.championshooters.com

Crosman

Rts. 5 & 20
Bloomfield, NY 14443
585-657-6161 or 800-724-7456
www.crosman.com

Daisy Outdoor Products

PO Box 220
Rogers, AR 72757
800-643-3458
www.daisy.com

Umarex USA

7700 Chad Colley Blvd.
Fort Smith, AR 72916
479-646-4210
www.umarexusa.com

Gamo Outdoor

3911 SW 47th Ave #914
Fort Lauderdale, FL 33314
954-581-5822
www.gamo.com

Marksman Products

5582 Argosy Drive
Huntington Beach, CA 92649
800-822-8005 or 714-898-7535
www.marksman.com

Pyramyd Air

5135 Naiman Parkway
Solon, OH 44139
888-262-4867
www.pyramydair.com

Chapter 4: Constructing an Air Gun Range

Things to Consider When Constructing a BB or Air Gun Range

State and local law affects or may affect the discharge and possession of BB or air guns, including but not limited to age and parental or adult supervision requirements. State and local law also affects or may affect the construction and/or operation of a BB or air gun range. These laws vary by state and locality. Other laws may address the use of certain ammunition, such as lead pellets. You must verify that your planned activity is allowed under the law. NRA has an attorney referral service available to Members. The attorney referral list is maintained as a courtesy service for our Members. The attorneys on this list have expressed an interest in representing firearm owners, but they are not NRA employees and NRA does not make any recommendation or representation regarding the attorneys on this list. Please note that any fee arrangements and expenses are the personal responsibility of the individual seeking legal advice. If you would like to take advantage of an attorney referral, you may contact the NRA Office of General Counsel at (703) 267-1250.

Location:


Safety is the primary consideration when establishing a site for any shooting sports activity. Any air gun range, formal or informal, should provide sufficient space for the activities planned, have controlled and limited access, and be located away from regular activity areas.

Indoors:

Ensure any door or access way forward of the firing line is blocked and posted with warning signs and alternate points of entry.

Outdoors:

Ensure explorers, hikers or hunters cannot wander into the area without meeting warning signs, flags, fences and safety barriers alerting them to a danger zone—the more warnings the better. Make certain no one can approach the range between the firing line and the target line, or from the down-range area around or over the backstop/impact area. Flag-poles at all road and footpath entrances should fly a large red range flag whenever the range is in use.



Access:

Access to the range should be limited to one controlled point of entry.

Primary Backstops:

Earth and sand hills make excellent natural backstops provided there are no rocks or debris that might cause BBs and pellets to ricochet. When earthen backstops are used, two horizontal, parallel string lines the height of a target can be strung across the target line and secured to side posts or stakes. Targets can be hung between the two lines using clothespins on all four corners.



Additional sets of lines can be strung at different heights to accommodate different shooting positions.

BB and pellet traps are the most popular backstops for air gun shooting. A simple and inexpensive trap can be constructed using a plain cardboard box; it works well for both BB and pellet guns provided it is properly stuffed. Pack the back two-thirds of the box with magazines, telephone books and/or folded newspapers, making sure the materials overlap, fill the corners and cannot settle. Tightly pack the front of the box (where the target will hang) with crumpled newspapers. If you close and seal the box, mark the side with the crumpled newspapers so you know where to hang the target. This type of trap is ideal for capturing and containing fired BBs. BB traps can also be purchased commercially from air gun manufacturers. (Note: BBs have a tendency to bounce back and ricochet when they hit a hard, flat surface.



Metal traps should not be used for BBs unless they are specifically designed for that purpose.) Target heights can be easily adjusted by adding or removing empty milk crates. Additional space will also be needed behind the target line for the primary backstop (and secondary backstop, if needed).

A quick and easy way to set up a temporary BB or pellet range is to stack two rows of hay bales to make an effective backstop. The bales should be stacked in a brick-like fashion. To minimize weak areas the butting joints of the second row should not be in alignment with the front row. Pulling a few random bales forward in the front row provides shelves for spinner, silhouettes and other reactive-type targets.

Setting up a range for sporter air rifle is also easy.

Simply establish a target line at 10 meters (approximately 33 feet) and arrange a row of commercial pellet traps along the target line equal to the number of firing points you desire. Portable, metal pellet traps are inexpensive and come in a variety of sizes and fabrications. They are lightweight, easy to handle and capture the fired pellets for easy cleanup. To accommodate different shooting positions (benchrest, prone, sitting, kneeling and standing), place the pellet traps on top of a stack of milk crates or lightweight wooden boxes for quick and easy target height adjustment. Hang targets over the traps, and the range is ready for a variety of meaningful training applications.

This pellet target frame is portable, easily constructed and will also allow shooting from different positions. Just follow the given blueprints.

Recipe for a Successful Air Gun Event

(Serves 12 at a time; recipe maybe reduced)

- 38 Hay Bales
- 12 Air Gun Spinner Targets
- 12 Air Rifles
- CO2 Cartridges (optional)
- 12 Safety Glasses
- 6 Six-Foot Tables
- 12 Chairs
- 12 Gun Rests and Bean Bags
- Plenty of Pellets

A precision air gun range requires a target line at 10 meters and can be set up with portable traps (as with a sporter range), or a target runner/retrieval system can be used. With a target runner/retrieval system, the trap is mounted to a wall at the target line, and the runner wheel is mounted to a sturdy table at the firing line and stored behind the trap.

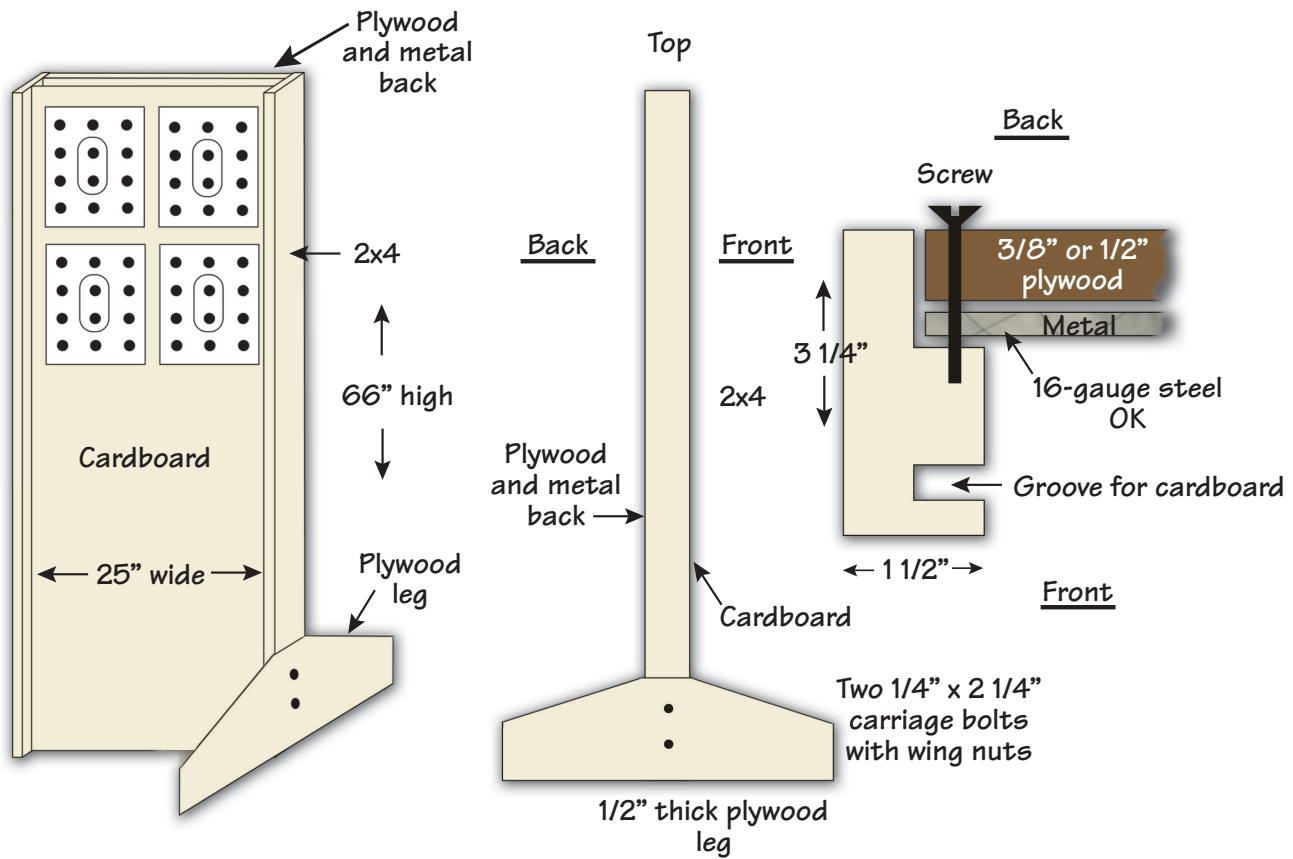
Manual and electrical runners are available.

Note: Target carriers may not be suitable for position rifle shooting.

Secondary Backstop:

A secondary backstop may be required to further protect areas, walls, or buildings against BBs or pellets that miss the primary backstop. It can be constructed by hanging tarpaulin, canvas, carpet or multiple layers of strong cloth behind the traps. Take care to ensure

Pellet Target Frame



the materials hang loosely. (Materials that are strung too tightly will have a trampoline effect when struck with projectiles.) Other materials that work just as well for secondary backstops are sand bags, hay bales and hills.

commodate the shooter in various shooting positions (prone, kneeling, sitting, standing), his/her equipment and the instructor or coach. Four- to six-feet wide by six feet deep is ideal.

Firing Point and Target Identification:

Each firing point and corresponding target should be clearly identified to keep accidental crossfiring to a mini-

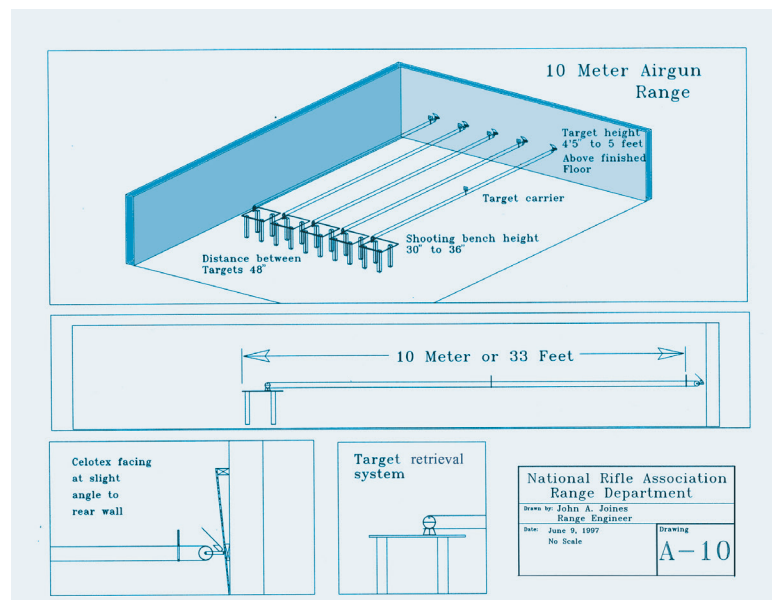
Range Layout and Flow:

Informal Range/Practice Range:

Firing Line: A distinct three-inch-wide line should be established across the length of the range, encompassing all the firing points.

Firing Points:

The number of firing points in a given area will be defined by the amount of space you desire for each firing point. Firing points should be sized to ac-



mum. Large number boards are customary; however, nothing prevents a little colorful creativity on an informal air gun range—such as corresponding animals, theme pictures or colored shapes.

Formal Competitive Range:

Traffic Patterns:

Efficient ranges are designed with traffic patterns that complete a flow from entry to exit without retracing steps. For example, shooters first stop at a check-in point to register, show authorizations for range use, receive a safety briefing, or pick up targets and safety glasses. Shooters then proceed to a “ready area” where they are assigned a firing point and wait for the next available relay. Once on the firing line, the flow moves up and down the range, retrieving and posting targets. If the number of down-range access points is proportioned to the number of firing points, target changes can be achieved with maximum efficiency. At relay end, the pattern flows away from the range shooting area to the scoring

tables, equipment turn-in and eventually to the range exit.

Thoroughfare:

Immediately behind the firing points there should be a walkway to accommodate instructors and range personnel when firing is in progress.

Ready Line/Ready Area:

The ready line is an established line located approximately six to eight feet behind the firing points. (The six to eight feet is arbitrary, but represents ample room to maintain a non-congested thoroughfare behind the firing points.) The immediate area behind the ready line is designated the “ready area.” The ready area is designed to keep non-firing personnel away from the firing line while they wait their turn to shoot.

Spectator Area:

The spectator area is a designated space away from the main traffic thoroughfare that is reserved for guests and spectators. If space is limited, spectators can share the ready area with the waiting shooters.

Lighting:

Even illumination across the target line is required both indoors and outdoors. Supplemental lighting may be required if sun through trees, shading, shadows or general low light conditions exist.

Scoring Desk/Supplies:

In order to maintain maximum range efficiency, a specific area away from the firing line and main thoroughfare should be established where shooters can go to review, exchange, and score fired targets. A supply of pencils, scoring plugs, overlays and calculators can

be maintained for their use. If targets are to be scored by the instructor(s), a sturdy wind-proof box can be placed at the range exit.

Portable Air Gun Ranges

Below are two examples of portable air gun ranges. They are designed to be assembled in minutes and neatly fit into a case or a carrying bag.

Crosman Shooting Range

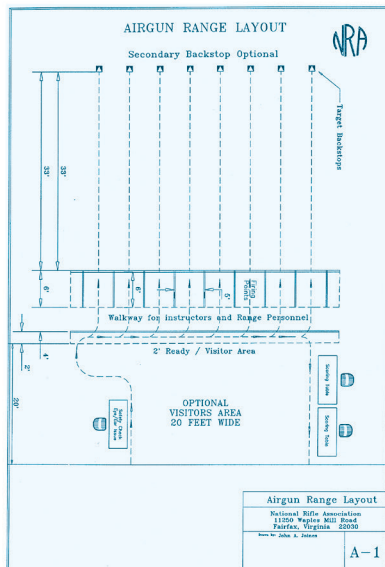


www.pyramydair.com/s/a/Crosman_Medium_Shooting_Range_8_x12/1177

Creedmoor Portable Range



www.creedmoorsports.com/shop/Portable_Air_Gun_Range/



Chapter 5: The Next Steps

Now that you have your air gun program up and running and your group is working to achieve all its rockers for the Winchester/NRA Marksman-ship Qualification Program, you may be wondering what else can you do for them.

Get them into competitions! Start small with a local competition, maybe just among the group, or invite a local JROTC, 4-H or Boy Scout team in for a friendly competition. Another choice would be a postal match.

What is a postal match? A postal match is where the competitors shoot the targets at their home range and then send scores (and in some matches their actual target) to be recorded for ranking and awards. There are two types of postal matches—local postal, which is not registered, and a registered NRA postal. For NRA's list of annual postal matches visit: www.nrahq.org/compete/Postals/Junior3P-Air.pdf

Why Shoot Competitively? Because:

- Any person (male or female) can compete on par with others of their approximate skill level.
- Young and old can compete for the same prizes.
- Participants can become as skilled as the amount of effort they invest.

- A person may practice alone or enter a tournament with hundreds of other competitors and the outcome is based totally on that person's own ability.
- It's invariably challenging because a perfect score is rarely fired.

Then it is on to competitions, whether they are local, regional or national. For more information, visit the NRA's competition website for the Championship and Tournament Calendars. Another great resource for tournaments and matches is the NRA's free online magazine, Shooting Sports USA. For a free copy visit: www.nrapublications.org/ssusa/

NRA Classification System

Many new shooters do not enter competitions because they feel they are not good enough and would not win anything. This is true to some extent because beginners typically do not out-perform experienced competitors. The NRA Classification System, developed to provide an equitable distribution of awards, places all shooters in a particular class: Marksman, Sharpshooter, Expert, Master or High Master, depending on the shooter's average score. Tournament sponsors award prizes in each class, and in some tournaments, depending on the number entered, second and third place. Complete information on the NRA Classification System is

in Section 19 of the NRA Rule Books.

Tournaments

A **Local Tournament** is not registered with the NRA.

An **Approved Tournament** is a match that has been approved by the NRA after sponsors submit an application.

A **Registered Tournament** is a match that has been approved by the NRA after sponsors submit an application. National Records may only be established in a Registered Tournament.

Youth Hunter Education Challenge

Another path you can follow is that of the Youth Hunter Education Challenge (YHEC). This program is recognized as the most comprehensive youth hunting program in North America. YHEC is NRA's "graduate studies" program in outdoor skills and safety training for young hunters. Open only to those who have completed hunter-safety training at the state or provincial level, the program is conducted under simulated hunting conditions to provide the best practical environment for reinforcing and testing a young hunter's skills. From rifle, bow and muzzle-loader shooting at life-sized targets, to wildlife identification, to map-and-compass orienteering and more, YHEC participants get hands-on train-

ing in eight skill areas, giving them expertise in all methods of hunting most types of game.

State- and provincial-level YHEC programs, hosted by volunteer instructors, draw an estimated 6,000 youths each year. Top-ranked individuals advance to the annual NRA International Youth Hunter Education Challenge, the pinnacle of the program. Midway USA is the official sponsor of YHEC.

To learn more about becoming involved with YHEC visit the website: www.nrahq.org/hunting/yhec/index.asp

Path to the Olympics

1. Beginning/Entry Level
 - Youth Programs
 - State Shooting Camps
 - Coach Development Programs
2. Intermediate Level
 - Regional Shooting Camps
 - National Junior Shooting Camps
 - Junior Olympics (State)
3. Advanced Development
 - Junior Olympic Development or College Team
 - Junior Olympic Shooting Camp
 - Advanced Shooting Camps
 - Advanced Coach Schools
4. National Team/National Development Team
5. Pan-American Games/World Championships/Olympics

Awards and Scholarships

Outstanding Achievement Youth Award

The Brownells/NRA Outstanding Achievement Youth Award recognizes juniors and young adults who take an active part in the shooting sports through individual participation and educational pursuits. By meeting the requirements to be eligible for the award, youth gain a greater sense of responsibility and an appreciation for the variety of shooting sports opportunities available. For more information and the requirements, visit: www.nrahq.org/youth/achievement.asp

NRA Civil Rights Defense Fund Youth Essay Contest

The NRA Civil Rights Defense Fund sponsors a scholarly writing contest for grades K-12. Details of the contest can be found by following this link: www.nradefensefund.org/contests-scholarships.aspx

Youth Education Summit

Forty outstanding current high school sophomores and juniors from across the United States are chosen each year to travel to the nation's capital, where they participate in this week-long educational opportunity. The summit encourages young adults to become active and knowledgeable U.S. citizens by learning about the Constitution and Bill of Rights, the federal government and the importance of being active in civic affairs. Apply online by visiting: www.friendsofnra.org/National.aspx?cid=90

NRA Youth Wildlife Art Contest (George Montgomery/NRA Wildlife Art Contest)

For more information about the George Montgomery/NRA

Youth Wildlife Art Contest, email: artcontest@nrahq.org

Affiliating or Enrolling with the NRA

Become a part of our tradition-filled family!

Thousands of shooting clubs across the nation enjoy the many benefits derived from affiliation with the NRA. Any group that conducts a program with air gun safety and shooting sports activities can become an NRA Club and take advantage of the NRA's educational, training and program resources. Completing a few simple requirements will earn your group the honor of belonging to our tradition-filled family.

Affiliation is available to any group whose purpose and objectives are aligned with those of the NRA and who are organized in compliance with NRA affiliation guidelines. NRA affiliation does not impose control over the internal affairs of your club. The NRA respects the right of each club to govern itself and select its own slate of activities.

For more information visit: www.nrahq.org/clubs/start_a_club.pdf

Grants from The NRA Foundation for your Shooting Sports Program

Need funding to help start your NRA Home Air Gun Program?

The NRA Foundation provides financial support to countless programs and organizations each year across the country through its grant program. Volunteer committees and donors help to raise charitable dollars through the Friends of NRA Program. In turn, these funds are awarded in the form of grants to support educational, public service, training, range development and safety education programs in our communities at the local, state and national level.

States establish a State Fund Committee comprised of one appointee from each fundraising committee. The State Fund Committee reviews grant applications and makes funding recommendations to The NRA Foundation Board of Trustees.

For grant guidelines, eligibility requirements, submission deadlines and electronic application form, visit The NRA Foundation website: www.nrafoundation.org/grants/statefund.asp

NRA Training

For Adult Leaders and Youth

The Coach Education Program, under the Education and Training Division of the NRA, offers both basic and advanced technical and tactical skills coach training schools for rifle, pistol, shotgun and high power rifle disciplines along with training camps and clinics.

Training reflects the latest in coaching philosophy and pre-

sentation methodology along with the most up-to-date techniques and competition tactics necessary to help you and your team achieve your goals.

The Coach Education Program is a cooperative effort of the major competitive shooting organizations in the United States—the NRA, USA Shooting (USAS), the Civilian Marksmanship Program (CMP), Amateur Trapshooting Association (ATA), National Skeet Shooting Association (NSSA) and the National Sporting Clays Association (NSCA). The NRA is the governing body for many domestic shooting sports programs and administers the Coach Education Program. USAS is the National Governing Body (NGB) for the Olympic and International shooting sports in the United States. The CMP is a federally-chartered, not-for-profit corporation whose mission is to train U.S. citizens in marksmanship and firearm safety, with a particular emphasis on youth. The ATA is the governing body for American-style trapshooting. The NSSA is the governing body for American-style skeet and NSCA is the governing body for sporting clays.

The Coach Education Program

National Rifle Association
11250 Waples Mill Road
Fairfax, VA 22030
coaching@nrahq.org
703-267-1401

Become an Instructor

Since 1871, a major objective of the National Rifle Association is to provide education and training in the safe and proper use of firearms. Knowing how to shoot is an important requirement for NRA instructors, but you will also need to know how to teach others to

shoot. NRA Instructor Training Courses help you develop the additional knowledge, skills and techniques needed to organize and teach courses in the NRA Basic Firearm Training Program.

Instructor training courses are conducted by NRA Training Counselors. Training Counselors are active and experienced instructors who have been appointed by NRA to train experienced shooters to teach others to shoot. NRA Instructor Training courses are posted at www.nrainstructors.org/searchcourse.aspx, or you may request a list of Training Counselors in your geographic area by contacting the NRA Training Department at 703-267-1430.

To qualify as an NRA Instructor:

- Candidates must possess and demonstrate a solid background in firearm safety and shooting skills acquired through previous firearm training and/or previous shooting experience. Instructor candidates must be intimately familiar with each action type in the discipline they wish to be certified.
- Candidates are required to demonstrate solid and safe firearm handling skills by completing pre-course questionnaires and qualification exercises administered by the NRA Appointed Training Counselor.
- Candidates must satisfactorily complete an NRA Instructor Training Course in the discipline they wish to teach (e.g., NRA Basic Pistol Course), and receive the endorsement of the NRA Training Counselor conducting that training.

Glossary

Air gun – A gun that propels a projectile through its barrel by use of compressed air or carbon dioxide gas (CO₂). Gunpowder is not used in this type of gun.

Action – A group of moving parts used to cock, compress air (in some models), load, fire and unload an air gun.

Backstop – The backstop/impact area is of size and material to stop projectiles being fired. Reference NRA Range Source Book for information.

BB – a spherical steel or lead ball which is .177 inches (4.5mm) in diameter for lead; steel BBs actually have a maximum diameter of .175 inch.

BB Gun – An air gun that shoots spherical steel or lead balls.

Bore – The inside of the barrel of a gun.

Caliber – The diameter of a projectile; measured by the distance between the lands in a rifled barrel, or the bore diameter in a smoothbore barrel.

CO₂ cylinder or tank – A metal cylinder or tank used to contain carbon dioxide gas (CO₂).

Compressed CO₂/air pneumatic gun – A type of air gun that utilizes carbon dioxide gas (CO₂) or air that has been compressed and stored in a metal cylinder, or air that was compressed by an external air pump. This type of air gun allows the firing of multiple shots without recharging.

Cylindrical pellets – A cylindrical-shaped air gun pellet that is usually designed with a

raised band encircling its base to act as an air seal.

Diabolo pellets – An air gun pellet with an hourglass shape, named after the similarly – shaped object used in the ancient games Diabolo.

Dieseling – The ignition and detonation of low flash point lubricants due to the high temperature generated during the rapid compression of air in a spring-piston air gun.

Dry Firing – Pulling the trigger of an unloaded gun.

Firing Points – A designated area on the firing line from which one person can shoot.

Firing Line – A line, or barrier, that everyone must stay behind while the range is “hot,” or open to shooting.

Grooves – The shallow, spiral cuts in a bore that together with the lands make up the rifling in the bore of a barrel.

Hourglass pellet – An air gun pellet with an hourglass shape.

Lands – The ridges of metal between the grooves in a rifled barrel.

Muzzle – The front end of the barrel from which a projectile exits.

Pellet – A projectile that is normally fired from either an air gun or an air pistol.

Pistol – A gun that has a short barrel and can be held, aimed and fired with one hand.

Plinking – Informal shooting at a variety of targets.

Precision Air Rifle – Air gun for advanced competitive shooters.

Postal Match – A match that is shot on the home range with targets or scores sent to the host, where they are ranked against other shooters competing in the same match but from remote locations.

Rifling – Spiral grooves and lands in the barrel bore that provide spin to stabilize a projectile so that it will be more accurate in flight.

Sights – Mechanical, optical or electronic devices used to aim a gun.

Single stroke pneumatic air gun – A type of pneumatic air gun that uses one stroke of a lever to compress and store enough air in a reservoir or chamber for one shot.

Smoothbore barrel – A barrel that is not rifled.

Spring-piston air gun – A type of air gun which uses a manually-operated lever or other device to cock a spring-loaded piston that compresses air at the instant of firing. The air that propels the projectile is not stored in a reservoir prior to firing.

Sporter Air Gun – A category of air gun, mainly used by intermediate shooters and beginning competitive shooters.

Trap – A container that has been constructed to catch and hold BBs and pellets once they pass through the target.

“X” – A shot scored as a 10 that is within the “X-ring.” X counts are used to break ties.

National Rifle Association of America
Education and Training Division
Youth Programs Department



NRA™