

Overview

This lesson introduces eight Kansas symbols through short expository texts that are read to the students. The lesson encourages class discussions of the texts. A Kansas symbols poem is used in an echo reading exercise. The lesson also includes a Kansas Symbols Bingo game to reinforce the students' knowledge of Kansas state symbols. The lesson is presented to be used over five days, but can be adjusted to meet specific class schedules.

Standards

Current standards can be found on kshs.org.

Objectives

Content:

- The students will recognize eight Kansas state symbols (e.g., the buffalo, wheat, cottonwood tree, honeybee, meadowlark, salamander, sunflower, and turtle).

Skills:

- The students will be able to discuss the main topic and supporting details of expository texts.

Essential Questions

- What is a symbol?
- What symbols represent Kansas?

Activities

This activity uses the following *Read Kansas* cards:

- **Buffalo**
- **Wheat**
- **Cottonwood Tree**
- **Honeybee**
- **Meadowlark**
- **Salamander**
- **Sunflower**
- **Turtle**

This lesson involves the creation of a Kansas symbols bulletin board. Title the board "Kansas Symbols." Create enough space to hang the eight Read Kansas picture cards, as well as the name of each symbol. Before beginning the lesson, write labels for the symbols. You will need a label for "Buffalo," "Wheat," "Cottonwood Tree," "Honeybee," "Meadowlark," "Salamander," "Sunflower," and "Turtle." Place the labels in any order on the side of the bulletin board.

Day 1

- Discuss the definition of a symbol (something that stands for something else).
- Explain that Kansas is where we live and that, as a state, we recognize certain symbols of our state.
- Read the **Buffalo** *Read Kansas* card to the students and, as a class, discuss the text. Have the students identify the main topic of the text--the buffalo as a symbol of Kansas. Then ask the students a fact they learned about the topic (i.e., the buffalo eats grass; buffalos travel in herds).
- Show the picture of the buffalo on the front of the card. Ask the students to use their hearing skills to determine what letter begins the word "buffalo." Have the students find the word on the board that begins with the letter "B."
- Place the picture of the buffalo on the bulletin board with the word "buffalo" beneath it.
- Repeat the same reading procedure with the *Read Kansas* card about **Wheat**.

Day 2

- Review with the students the two symbols that were discussed on day 1. Ask the students to tell you something they learned about each symbol.
- Repeat the same reading procedure with the *Read Kansas* cards about the **Cottonwood Tree** and the **Honeybee**.

Day 3

- Review with the students the four symbols that have been discussed. Ask the students to tell you something they learned about each symbol.
- Repeat the same reading procedure with the *Read Kansas* cards about the **Meadowlark** and the **Salamander**. There are two symbols that start with "S," so it will be necessary to sound the word out a little further to select the right word.

Day 4

- Review with the students the six symbols that have been discussed. Ask the students to tell you something they learned about each symbol.
- Repeat the same reading procedure with the *Read Kansas* cards about the **Sunflower** and the **Turtle**.

Day 5

- Share the ***Kansas Symbols*** poem with the students. Give each student a copy of the poem or project the poem for them to see using an overhead projector and model echo reading to the students. The teacher reads a line of the poem and then the students echo the teacher's modeling by reading the same sentence using the same intonation and phrasing as the teacher.
- Read the poem again, and each time a symbol is mentioned, ask a student to point to that symbol on the bulletin board.
- Play **Kansas Symbols Bingo**.
- Complete the **Kansas Symbols Worksheet** if necessary for more formal assessment. The students will practice writing the first letter for each symbol.

Assessment

- Observe the students' ability to discuss the expository text. Can they identify the main topic and at least one supporting fact?
- Observe the students' ability to echo the teacher's intonation and phrasing in the reading of the *Kansas Symbols* poem.
- Evaluate the students' ability to recognize Kansas symbols correctly through the *Kansas Symbols Bingo* game.
- Evaluate the students' ability to correctly complete the *Kansas Symbols Worksheet*.

For the Teacher

What is a symbol?

- A symbol is something that is recognized to stand for something else by association, resemblance, or convention. For example, many of your students will recognize that the "golden arches" have become a symbol of the McDonald's restaurant chain. A turkey is often used as a symbol for the Thanksgiving holiday.

Why does Kansas have state symbols?


- Some symbols, such as wheat, have come about by custom. Because Kansas is one of the major wheat production states, it is often referred to as the "Wheat State."
- Other symbols, including the buffalo, cottonwood tree, honeybee, meadowlark, salamander, sunflower, and box turtle, are officially designated as state symbols by legislation. For example, in 1986 when the state was celebrating its 125th birthday, a sixth grade class in Caldwell, Kansas, nominated the ornate box turtle to be the state reptile. This started the legislation process.

Do all states have official symbols?

- All states have at least some official state symbols.
- Some states share symbols. For example, both Kansas and Nebraska have designated the western meadowlark as their state bird.

Kansas Symbols Bingo Game

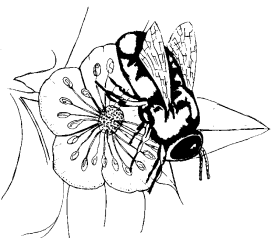
This bingo game is played like any other bingo game. Each student uses one card. Give each student a number of markers. Many things such as candy or buttons can be used as markers. Start the game by placing a marker on the free space. Cut out the cards below and place them in a bowl. To play the game, pick a card from the bowl and announce the symbol. Each student should place a marker on that symbol on his or her card. The first students to complete a row (across, up and down, or diagonal) are the winners. The game can be played several times in a row so all students have the opportunity to win.




The materials in this packet may be reproduced for classroom use only. Reproduction of these materials for any other use is prohibited without the written permission of the Kansas State Historical Society.

Resources for this lesson are from:

- Kansas State Historical Society collections
- USDA / Jack Kykinga (Buffalo card)
- Jerri Garretson (Cottonwood card)
- USFWS / John and Karen Hollingsworth (Meadowlark card)
- Vasko Miokovic (Wheat card)
- Kansas Wildlife and Parks (Salamander, Honeybee and Turtle cards)
- Charanya Girish (Sunflower card)




Kansas Symbols



We live in Kansas you and me,
With the meadowlark bird and the cottonwood tree.
In Kansas sunflowers grow big and tall,
And the honeybee likes to taste them all.



There are buffalo, cattle, and plenty to eat.
There are fields of hay and fields of wheat.
The box turtle walks slowly mile after mile,
And the salamander greets you with a smile.



Name: _____

Kansas Symbols

Worksheet



_____ **u f f a l o**



_____ **h e a t**



_____ **o t t o n w o o d t r e e**



_____ **o n e y b e e**



_____ **e a d o w l a r k**



_____ **a l a m a n d e r**




_____ **u n f l o w e r**




_____ **u r t l e**

Kansas Bingo Cards


Kansas Symbols Bingo Card #1




Kansas Symbols Bingo Card #2



Kansas Symbols Bingo Card #3




Kansas Symbols Bingo Card #4




Kansas Bingo Cards


Kansas Symbols Bingo Card #5



Kansas Symbols Bingo Card #6



Kansas Symbols Bingo Card #7



Kansas Symbols Bingo Card #8

