




# Home Learning 1<sup>st</sup>-12<sup>th</sup> of February.

**Topic - Transport and Journeys**  
**Book focus - The Jolly Postman**



- Hi everyone!



**We can see you are having fun at home and enjoying learning about pirates and transport! Well done everyone! We are very proud of you. Thank you to all the parents for your hard work.**

**This week we have based our home learning tasks around the book ‘The Jolly Postman’.**

**As always we have added slides to support you with your child’s learning. These do not have to be printed, you can draw them or use them as examples. The more hands on and practical tasks you carry out at home, the more fun it will be!**

**Please check any links before showing your child because they change over time and adverts may appear.**

**If you need to contact us, you can send us a message via Hwb or contact the school. Take care everyone.**



## Language



Watch the Jolly Postman story video  
[https://www.youtube.com/watch?v=gpeo\\_0yoD0k](https://www.youtube.com/watch?v=gpeo_0yoD0k)

Miss Phelps has also shared the story with you.

### Oracy.

Asking questions – Practise asking questions which start Why, What, How, Who, When, Is, or Where’.

### Writing.

Write letters to the characters in the book, The Jolly Postman. It could be a letter to the Big Bad Wolf, Cinderella or one of your favourite characters. Your letter must ask the characters questions. Don’t forget to start with a capital letter. Add a question mark when you have asked a question.

### Reading

Look at your Read Write Inc book which will be shared to your folder. Practise Fred Talk and reading the ‘red words’.

## Numeracy



### **Learning about Halves.**

Fold a square, circle or rectangle shape in half and colour half. Practise writing  $\frac{1}{2}$  and the word half. Remember that halves are always equal sizes.

Choose an even number within 10- (2,4,6,8 and 10). Count and put the same number of beads or buttons in a line

Split them into 2 equal halves, saying 1 for you 1 for me.

Write it down

For example - half of 4 = 2 .  $\frac{1}{2}$  of 4 = 2

Ordinal numbers– Look who was 1<sup>st</sup> 2<sup>nd</sup> 3<sup>rd</sup> 4<sup>th</sup> 5<sup>th</sup> and 6<sup>th</sup> in the Jolly Postman story, draw the characters and write the ordinal numbers under them. Write the written words too if you can - first, second, third, fourth, fifth and sixth.

## Personal and Social Development



Chinese New Year.

Watch the videos of children preparing for Chinese New Year and how they celebrate it. Click on these links- Cbeebies:

[https://www.youtube.com/watch?v=c8ssHXZ9\\_qU](https://www.youtube.com/watch?v=c8ssHXZ9_qU)

<https://www.youtube.com/watch?v=1cRMRp9-Z08>

The Year of the Ox.

<https://cwmafan-primary-school.j2bloggy.com/blog/chinese-new-year-the-year-of-the-ox/>

Watch the story of the animals having a race on Cbeebies.

[https://www.youtube.com/watch?v=eVClAj8q\\_IY](https://www.youtube.com/watch?v=eVClAj8q_IY)

Draw the animals in the order they came in the race and label 1<sup>st</sup> 2<sup>nd</sup> 3<sup>rd</sup> etc.

It is the year of the Ox in 2021.

Find out which year you were born in and which animal you are.

Learn which date your birthday is.

## Knowledge and Understanding of the World



### Bikes.

Draw and label a bike and its parts- Pedals, chain, gears, handlebars, seat, frame etc.

(See the Creative section for how to draw a bike video.)






Find out what makes a bike move?

Find out how a motor bike is different to a bicycle.

What powers them?

Which goes fastest?




Welsh	Creative	Physical Development	ICT
<p><u>Reading Welsh</u>  Download the Tric a Chlic app and register with your email address (it's very easy to do). Click on this link  <a href="https://tricachlic.cymru/en">https://tricachlic.cymru/en</a></p> <p>When you have registered, look at the books 'Yn Y Car' (In the Car) and 'Ar y Bws' (On the Bus).  Try reading using your word building skills, they are mostly the same sounds as in English in these first books. You will be surprised how easy they are!</p> 	<p>Make a Valentines card for someone you love.  Draw and cut out hearts to stick on. Write a message inside.</p>  <p>Have a go at this 'How to draw a bike' tutorial. It takes just under 10 minutes.  <a href="https://www.youtube.com/watch?v=-R1HcGow4XM">https://www.youtube.com/watch?v=-R1HcGow4XM</a></p> <p>Or try this quicker one !  <a href="https://www.youtube.com/watch?v=yy0dZAjpn_c">https://www.youtube.com/watch?v=yy0dZAjpn_c</a></p>	<p>Go out on a bike ride, skates or on your scooter. Look for different vehicles and name them as you go.</p>  <p>Go on a walk and see if you can find a postbox. How many did you see?</p> 	<p>Go into J2easy / Jit5 Paint and make a transport picture with as many different vehicles as you see on the road in the track picture. Do not repeat any.</p> <p>Go into J2easy, Jit5, Write and describe a vehicle without naming it – eg It has 4 wheels, people ride in it etc.  Can anyone work out what it is? Say which it is at the end of your writing.</p> <p>Internet Safety Day <b>9<sup>th</sup> of February</b>. Look at the PowerPoint about Detective Duck. Watch the video and answer questions. Make a poster.</p> 

# Language, Literacy and Communication.

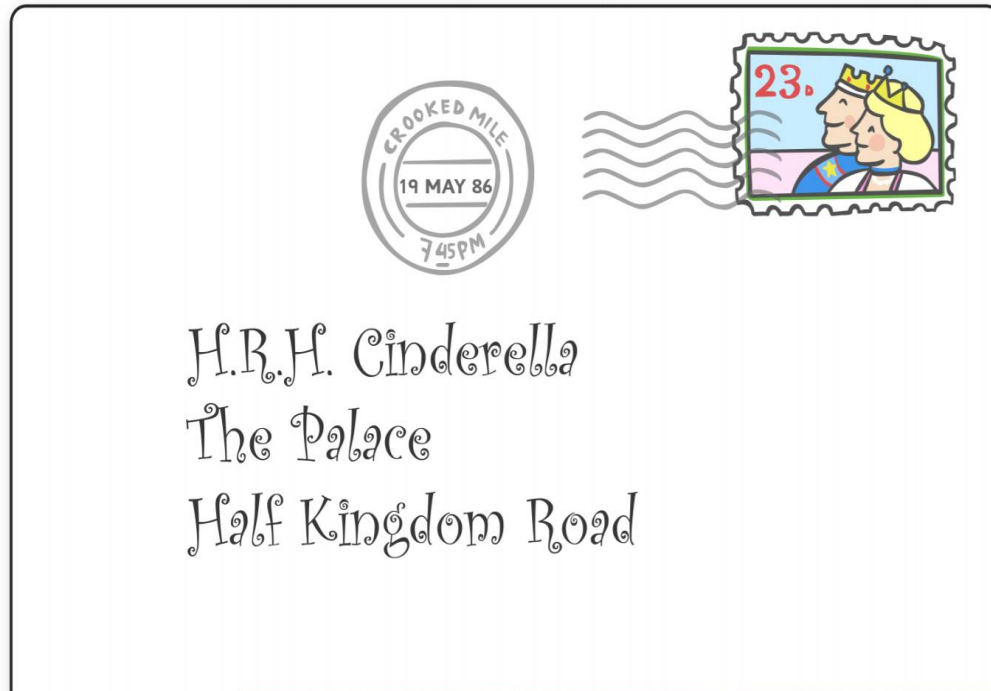
- If you have the Guess Who game, play it at home and ask lots of questions. If not, cut out lots of pictures of faces from magazines and play a game. Ask questions to find out who your partner has chosen e.g. Is it a man? Does he have short hair? Etc.
- Practise writing a question mark. ? ? ?
- Play the 'Question Mark' song video by clicking on the link <https://www.youtube.com/watch?v=InAy8VUfA8g>



Story map to help with ordering the characters.



# Addresses of the Characters.





PAR AVION  
VIA AIR MAIL



MR V. BIGG  
MILE HIGH HOUSE  
BEANSTALK GARDENS

PLEASE DO NOT BEND



To  
Goldilocks  
24, Blackbird Road  
Banbury Cross



Mr and Mrs Bear  
Three Bears Cottage  
The Woods



# Extra Language Activities.

Ask your child questions about the book:

- Who is the main character in the book?
  - Who does the Jolly Postman visit first?
  - What happens next?
  - How many characters does the Jolly Postman visit?
  - Where does the Wicked Witch live?
  - When does the Jolly Postman drink a thimble full of tea?
  - What was your favourite part of the story?
  - Why was it your favourite part?
- 
- Let your child ask you questions about the book. Encourage them to use the words, Who? Where? What? Why? How?

# Mathematical Development.

## Learn

We use ordinal numbers to describe which **order** things come in. Ordinal numbers are words like:

- **1st** - first
- **2nd** - second
- **3rd** - third
- **4th** - fourth
- **5th** - fifth
- **6th** - sixth

*and so on...*

- BBC Bitesize Ordinal numbers

<https://www.bbc.co.uk/bitesize/articles/zhw8d6f>




- Hwb Ordinal Numbers

[http://resources.hwb.wales.gov.uk/VTC/ordinal\\_numbers/eng/Introduction/default.htm](http://resources.hwb.wales.gov.uk/VTC/ordinal_numbers/eng/Introduction/default.htm)

- Car Race Ordinal Numbers.

<http://toytheater.com/order/>



Ordinal numbers. A series of activities reinforces the idea of first, second, third a

Counting in Fives Song.

<https://www.youtube.com/watch?v=EemjeA2Djjw>

# Extra Support Sheets Linked to Topic.

## **Cut and Stick Ordinal Numbers**

Transport

Cut out the images at the bottom and stick them in the correct order on the boxes.

--	--	--	--	--



3rd



twinkl.com

1st



twinkl.com

2nd



twinkl.com

5th



twinkl.com

4th



twinkl.com



# Cut and Stick Ordinal Numbers

## Transport

Cut out the images at the bottom and stick them in the correct order on the boxes.




--	--	--	--	--

--	--	--	--	--



8th



twinkl.com

1st



twinkl.com

5th



twinkl.com

2nd



twinkl.com

7th



twinkl.com

6th



twinkl.com

4th



twinkl.com

10th



twinkl.com

3rd



twinkl.com

9th



twinkl.com

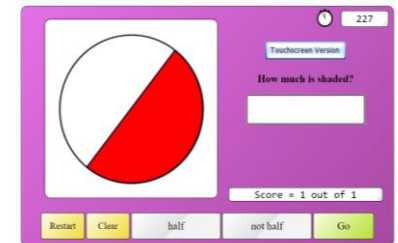
- Post a Letter Number Recognition.

<https://www.ictgames.com/postAletter/index.html>



- Half or Not Half Game

<http://www.snappymaths.com/counting/fractions/interactivetimm/halfornotimm.htm>



•

# Halves.

- Make cakes using play dough. Cut them in half making sure they are both exactly the same size.
- Practise cutting food in half, sandwiches, cake, toast etc.
- Repeat halving with other even numbers. Try numbers above 10 if you know numbers up to 10.
- Play 'quick fire' questions- What's half of 10? 8? 6? 4? 2 ? etc.

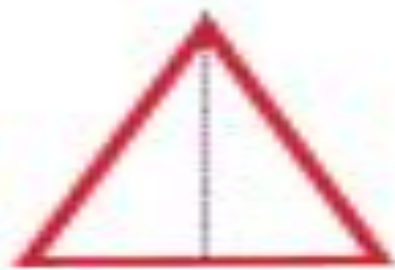
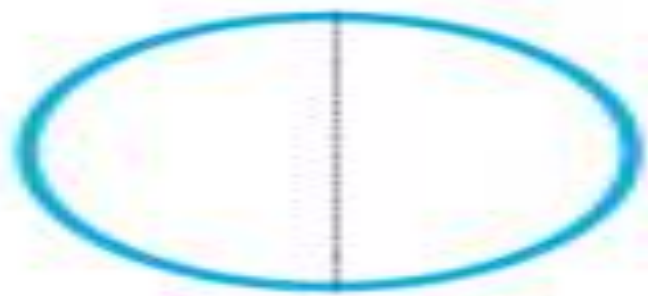
- BBC Good Food Playdough recipe.

<https://www.bbcgoodfood.com/howto/guide/playdough-recipe>

### Ingredients:

- 8 tbsp plain flour
- 2 tbsp table salt
- 60ml warm water
- food colouring
- 1 tbsp vegetable oil

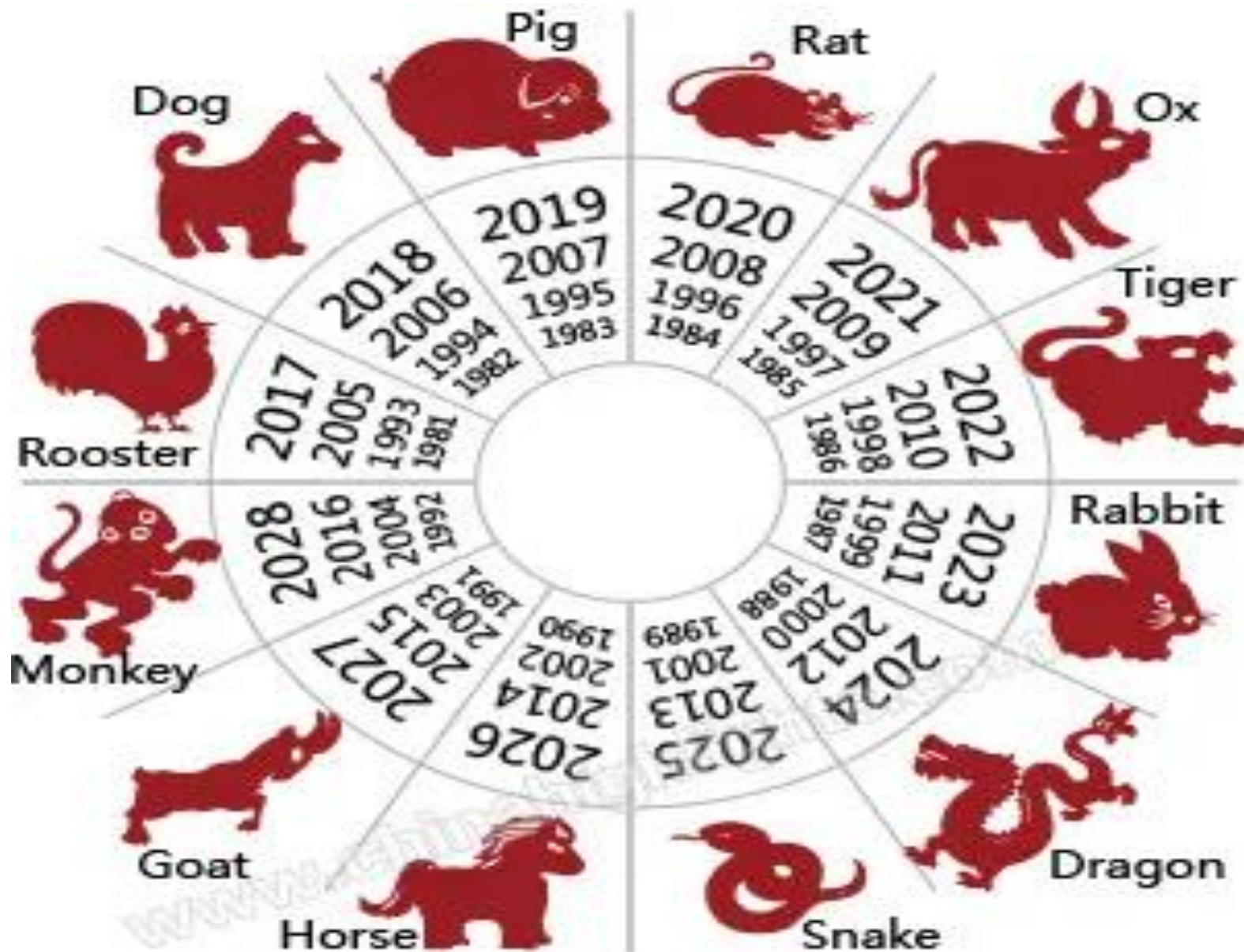




# Personal and Social Development.



The year of the  
OX.



Find out what year you were born. What animal would you be?

# Extra Personal and Social Activities.

- Write a letter to someone you miss or love.
- Practise writing your address.
- Make your own post office with envelopes, stamps and parcels.

# Stories and Videos.

- Postman Pat video

<https://www.youtube.com/watch?v=aKBfoF8OdFo>

- The Day the Crayons Quit.

<https://www.youtube.com/watch?v=489micE6eHU>

