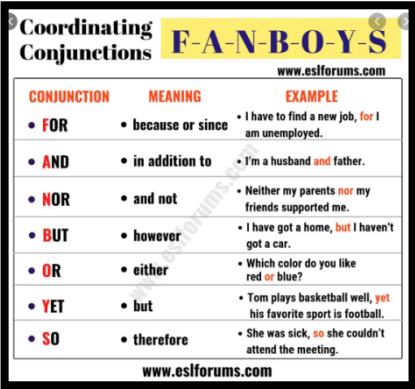
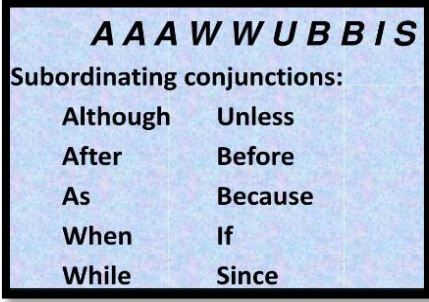


HOMESTUDY GUIDE


Subject Area: ELA and Reading 4

Date	Topic	Activity	Materials/Resources	Educational Websites for Online Enrichment Activities
March 16 - 20	<p><u>Monday</u> Prepositions</p> <ul style="list-style-type: none"> Use the prepositions <i>at, to, between, among, beside, besides, in, into</i> <p><u>Tuesday</u> Prepositional Phrase</p> <ul style="list-style-type: none"> Identify and use prepositional phrases <p><u>Wednesday</u> Interjections</p> <ul style="list-style-type: none"> Identify the interjections Use interjections appropriately <p><u>Thursday</u> Subject - Verb Agreement</p> <ul style="list-style-type: none"> <u>Do</u> and <u>don't</u> are used with plural subjects, <u>does</u> and <u>doesn't</u> are 	<p>Output: On short bond paper</p> <p>-Make a poster on CLEANLINESS and PERSONAL HYGIENE using 3 Steps or Tips</p> <ol style="list-style-type: none"> _____ _____ _____ <p>Use prepositions, interjections, and SVA on dos and don'ts</p> <p>Read the link and answer the exercises after in your ELA notebook.</p>	<p>English This Way 4, pages 180-184</p> <p>Answer pp 184-186 Focus A-C</p>	<p>https://www.youtube.com/watch?v=avC53wsZiJA</p> <p>https://users.scc.spokane.edu/jroth/Courses/English%2099/CHEST%20FILES/Grammar%20Chest%20Files/Prepositional%20Phrase%20Packet.htm</p> <p>https://www.k12reader.com/worksheet/prepositional-phrases/view/</p> <p>https://www.youtube.com/watch?v=YkAX7Vk3JEw</p> <p>https://www.k12reader.com/subject/grammar/parts-of-speech/interjections/</p> <p>https://www.youtube.com/watch?v=UOYus4li_bc</p> <p>https://www.ecenglish.com/learnenglish/lessons/do-or-does</p>

	<p>used with singular subjects.</p> <p><u>Friday</u></p> <ul style="list-style-type: none"> Scholastic LitPro 	<p>Log in your Lit Pro account. Read and take quizzes after each story.</p>		<p>https://www.scholasticlearningzone.com/</p>
<p>March 23 - 27</p>	<p><u>Monday</u> Conjunctions Coordinating (FANBOYS) Subordinating (AAAWWUBBIS)</p> <ul style="list-style-type: none"> Distinguish between coordinate and subordinate conjunctions <p><u>Tuesday</u> Conjunctions Use appropriate conjunctions to connect words, phrases and clauses</p>	<p>Output: On short bond paper</p> <p>-Make a "Tourism Poster"</p> <p><i>It's more fun in Bicol!</i></p> <p>Use 2 simple sentences, 2 compound sentences using coordinating conjunctions and 1 sentence using subordinating conjunction.</p>	<p>English This Way 4, pages 188-190</p> <p>Answer Focus pp 190- 193 A- D</p>  	<p>https://www.youtube.com/watch?v=RPoBE-E8VOc&t=1s</p> <p>https://www.youtube.com/watch?v=6jw8lhpOb28</p> <p>https://www.turtlediary.com/worksheet/fill-in-the-blank-with-coordinating-conjunction.html</p> <p>https://www.k5learning.com/worksheets/grammar/grade-4-subordinating-conjunctions-a.pdf</p> <p>https://www.k12reader.com/worksheet/writing-with-subordinating-conjunctions/view/</p>

	<p><u>Wednesday</u> Subject - Verb Agreement</p> <ul style="list-style-type: none"> Compound subjects joined by <u>and</u> take plural verbs, except when the subjects refer to one and the same person. Words and phrases such as <i>along with</i>, <i>as well as</i>, <i>besides</i>, <i>together with</i>, <i>accompanied by</i>, <i>in addition to</i> and <i>except</i> separate the subject from the verb. They do not affect the subject-verb agreement. <p><u>Thursday</u> Sentence Structure</p> <ul style="list-style-type: none"> Discriminate phrases and clauses Identify simple and compound sentences Write simple and compound sentences 	<p>Read the links and answer activities on your ELA notebook.</p> <p>Watch this video and take notes. https://www.youtube.com/watch?v=kE8-rArg7ww</p> <p>https://www.youtube.com/watch?v=WmLeJpasAsw</p> <p>Read ETW pp 23-24</p> <p>Answer ETW page 25 A-B</p>		<p>https://www.k5learning.com/worksheets/grammar/grade-4-subject-verb-agreement-phrases-a.pdf</p> <p>https://www.bcsch.org/cms/lib3/OH01001261/Centricity/Domain/720/Agreement%201.pdf</p> <p>https://www.ereadingworksheets.com/free-grammar-worksheets/clauses-and-phrases/preview/clauses-and-phrases-01.jpg</p> <p>https://englishlinx.com/cgi-bin/pdf_viewer.cgi?script_name=%2Fpdf%2FSimple-and-Compound-Sentences-2.pdf&x=162&y=26</p> <p>https://www.teach-nology.com/worksheets/langu</p>
--	----------------------------------------------------------------------------------------------------------------------------------------------------------------------------------------------------------------------------------------------------------------------------------------------------------------------------------------------------------------------------------------------------------------------------------------------------------------------------------------------------------------------------------------------------------------------------------------------------------------------------------------------------------------------------------------------------------------------------	-----------------------------------------------------------------------------------------------------------------------------------------------------------------------------------------------------------------------------------------------------------------------------------------------------------------------------------------------------------------------------------------	--	----------------------------------------------------------------------------------------------------------------------------------------------------------------------------------------------------------------------------------------------------------------------------------------------------------------------------------------------------------------------------------------------------------------------------------------------------------------------------------------------------------------------------------------------------------------------------------------------------------------------------------------------------------------------------------------------------------------------------------------------------------------------------------------------------------------------------------------------------------------------------------------------------------------------------------------------------------------------------------------------------------------------------------------------------------

	<p><u>Friday</u></p> <ul style="list-style-type: none"> Scholastic LitPro 	<p>Log in your Lit Pro account. Read and take quizzes after each story.</p>	<p>age_arts/sentence/simcomse nt4.pdf</p> <p>https://www.superteacherworksheets.com/sentences/com-pound-sentences_COMPO.pdf?up=1466611200</p> <p>https://www.scholasticlearningzone.com/</p>
<p>March 30 – April 3</p>	<p><u>Monday</u> Context Clues and Homographs</p> <p><u>Tuesday</u> Idioms Identify words with special meanings</p> <p><u>Wednesday</u> Recognize and interpret figurative language: simile, metaphor, onomatopoeia</p>	<p>https://www.youtube.com/watch?v=17eY2MoS-bc https://www.youtube.com/watch?v=5LzMTjAqYd4 (from these videos, can you take note of all the figurative and idiomatic expressions in your Reading notebook)</p>	<p>Reading Book</p> <ul style="list-style-type: none"> - Soaring to New Heights in Reading 4 - Pages 159- 160; 142-143; p. 18 - Pages 129-132 - Page 87; 130;166 - Page 43; 62 <p>https://www.youtube.com/watch?v=WVHIVblgUH0 https://www.youtube.com/watch?v=p50_yNQLj5c https://www.henry.k12.va.us/cms/lib/VA01000023/Centricity/Domain/1771/Figuiative%20Language%20Packet%20.pdf</p>

	<p><u>Thursday</u> Accent or Stress Identify syllables with primary and secondary accent</p> <p><u>Friday</u></p> <ul style="list-style-type: none"> Scholastic LitPro 	<p>Log in your Lit Pro account. Read and take quizzes after each story.</p> <p>Output: On short bond paper</p> <p>-Write a <i>POEM</i> about <i>LENTEN</i> Season</p> <hr/> <p>Title</p> <p>1 stanza (consisting of 4 to 6 lines) Use idioms, simile, metaphor or onomatopoeia</p>		<p>https://www.englishforeveryone.org/viewpdf.html?pdf=/PDFs/Divided_Syllables_1.pdf&title=Divided%20Syllables%20Exercise%201</p> <p>https://www.scholasticlearningzone.com/</p>
--	--------------------------------------------------------------------------------------------------------------------------------------------------------------------------------------------------------	-----------------------------------------------------------------------------------------------------------------------------------------------------------------------------------------------------------------------------------------------------------------------------------------------------	--------------------------------------------------------------------------------------	-----------------------------------------------------------------------------------------------------------------------------------------------------------------------------------------------------------------------------------------------------------------------------------------------------------------------------------------------------------------------------------------