



2016-2017 SEASON
MEDIA GUIDE

TOYOTA CENTER





**Houston Rockets
2016-17
Media Guide**

**Toyota Center
1510 Polk Street
Houston, TX 77002
(713) 758-7200**

**Edited and Compiled by
Sean McCloskey**

**Cover Design by
Jose Lopez**

**Editorial Assistance by
Tracey Hughes, Jenny
Zehentner**

© 2016 Houston Rockets

The information contained in this publication was compiled by the Houston Rockets and is provided as a courtesy to our fans and the press and may be used only for personal or editorial purposes. Any commercial use of this information is prohibited without the prior written consent of the Houston Rockets. All NBA and team insignia depicted in this publication are the property of NBA Properties, Inc. and the respective teams of the NBA and may not be reproduced for commercial purposes without the prior written consent of NBA Properties, Inc. Photography by Bill Baptist and NBA Photos. Printing by CPY of Houston.

Table of Contents

General Information

Media Guide Credits.....	1
Table of Contents.....	2
Media Information.....	3
Rockets Directory.....	4-5
Owner Leslie L. Alexander.....	6-8

Basketball Operations

Head Coach Mike D'Antoni.....	10
Rockets Basketball Staff.....	11
Rockets Medical Staff.....	12

Players

Ryan Anderson.....	14-16
Trevor Ariza.....	17-20
Patrick Beverley.....	21-23
Corey Brewer.....	24-26
Clint Capela.....	27-28
Sam Dekker.....	29-30
Tyler Ennis.....	31-32
Eric Gordon.....	33-35
James Harden.....	36-48
Montrezl Harrell.....	39-40
K.J. McDaniels.....	41-42
Nenê.....	43-46
Chinanu Onuaku.....	47-48
Pablo Prigioni.....	49-51
Bobby Brown.....	52
Gary Payton II.....	53
Isaiah Taylor.....	54
Kyle Wiltjer.....	55
Players in the System.....	56-59

Business Team

Rockets Executives & Broadcasters.....	62
Rockets Business Team.....	63-68
One Team All-Stars.....	69
Rockets Entertainers.....	70-71
Clutch City Foundation & Community.....	72-74
Toyota Center.....	75
Rockets Championships.....	76-77

2015-16 In Review

Season Statistics & Transactions.....	80
Game-by-Game Results.....	81
Season Highs.....	82
Season Breakdown.....	83
Game-by-Game Statistics.....	84-85
Superlatives.....	86
Miscellaneous Statistics.....	87
Quarter-by-Quarter Scoring.....	88
Miscellaneous Scoring.....	89
League Leaders.....	90
Team Statistics.....	91-94
League Info/Key Dates/ Officiating Crew.....	95

Records

Rockets Career Leaders.....	98-99
Rockets 40-Point Club.....	100-101
Opponents 40-Point Club.....	102-103
Rockets Team Records.....	104-106
Opponents Team Records.....	107-109
Rockets Individual Records.....	110-113
Opponents Individual Records.....	114
Rockets Rookie Records.....	115
Rockets All-Time Coaching Summary.....	115
Toyota Center Team Records.....	116-117
Toyota Center Individual Records.....	118-119
Rockets All-Time Preseason Records.....	119
Triple-Doubles.....	120
Record by Months.....	121
Rockets Conference/Division Records.....	122
Yearly Streaks.....	123
Record vs. Opponents & Overtime.....	124
High Scorers vs. Opponents.....	125
Rockets Miscellaneous Records.....	126

History

History of the Rockets.....	128-130
The 22-Game Winning Streak.....	131
Overall Record & Ownership Chronology.....	132
Home Attendance.....	133
Retired Numbers: Clyde Drexler.....	134-135
Retired Numbers: Moses Malone.....	136-137
Retired Numbers: Calvin Murphy.....	138-139
Retired Numbers: Hakeem Olajuwon.....	140-141
Retired Numbers: Rudy Tomjanovich.....	142-143
Carroll Dawson.....	144
Rockets in the Hall of Fame.....	145-146
Rockets NBA Honors.....	146-147
Rockets in All-Star Games.....	148-149
Rockets on U.S. National Teams.....	150
Rockets All-Decade Teams.....	150
Rockets Dates & Deals.....	151-165
The Last Time.....	166
Rockets in the Draft.....	167-169
All-Time Starting Lineups.....	170-172
All-Time Uniform Numbers.....	173-175
Year-by-Year Team Statistics.....	177-225
Rockets All-Time Roster.....	227-259

Playoffs

Rockets in the Playoffs.....	262
Year-by-Year Results.....	263-269
Year-by-Year Statistics.....	270-277
Cumulative Playoff Statistics.....	278
Rockets All-Time Playoff Leaders.....	279-280
Best Playoff Series.....	280
Playoff 40-Point Club.....	281
Playoff Statistical Achievements.....	281
Playoff Records.....	282-285
Playoff Series Records.....	286

Opponents Information

NBA Directory.....	288
Atlanta Hawks.....	289
Boston Celtics.....	290
Brooklyn Nets.....	291
Charlotte Hornets.....	292
Chicago Bulls.....	293
Cleveland Cavaliers.....	294
Dallas Mavericks.....	295
Denver Nuggets.....	296
Detroit Pistons.....	297
Golden State Warriors.....	298
Indiana Pacers.....	299
Los Angeles Clippers.....	300
Los Angeles Lakers.....	301
Memphis Grizzlies.....	302
Miami Heat.....	303
Milwaukee Bucks.....	304
Minnesota Timberwolves.....	305
New Orleans Pelicans.....	306
New York Knicks.....	307
Oklahoma City Thunder.....	308
Orlando Magic.....	309
Philadelphia 76ers.....	310
Phoenix Suns.....	311
Portland Trail Blazers.....	312
Sacramento Kings.....	313
San Antonio Spurs.....	314
Toronto Raptors.....	315
Utah Jazz.....	316
Washington Wizards.....	317

NBA Development League

NBA D-League Information.....	318-319
Rio Grande Valley Vipers.....	320

Houston Rockets • Toyota Center • 1510 Polk Street • Houston, TX 77002
Phone: (713) 758-7200 • Twitter: @RocketsPR • Web Site: Rockets.com

Credentials

All requests for working press, photo and broadcast credentials for Houston Rockets home games should be made in writing on company letterhead at least two days prior to the game in question. Direct all requests to Rockets Senior Director of Media & Player Relations Tracey Hughes (traceyh@rocketball.com) and Media Relations Coordinator Jenny Zehentner (jennyz@rocketball.com). All credentials can be acquired at Toyota Center media entrance located at the intersection of La Branch Street and Clay Street.

Directions from:

George Bush Intercontinental Airport to Toyota Center: Take U.S. 59 South to Downtown Exit ... turn right on Congress Street ... turn left on La Branch Street ... Toyota Center is located at the intersection of La Branch Street and Polk Street.

Hobby Airport to Toyota Center: Take I-45 North ... exit Scott Street towards Downtown ... turn left on Pease Street ... turn right on Austin Street ... turn right on Clay Street ... turn right on La Branch Street ... Toyota Center is located at the intersection of La Branch Street and Clay Street.

Game Night

The media entrance is located on the La Branch Street side of Toyota Center. The press door opens two-and-a-half hours prior to tipoff. Press parking is available at Toyota Tundra Parking Garage (connected to the arena) at the intersection of Jackson and Leeland. Parking is for working media only with proper credentials.

Interviews

All interview requests should be directed to the Media Relations Department. The Rockets coaching staff and players are available for interviews after practice only. Players are generally available before games during a 30-minute period that begins 75 minutes prior to tip off; following games – after a 10-minute cooling-off period – Rockets Head Coach Mike D'Antoni will be available in the post-game interview room. Anyone wearing a media credential will not be allowed to obtain autographs.

Rockets Media Relations

Tracey Hughes (713) 758-7335
 Sr. Director, Media & Player Relations..... traceyh@rocketball.com

Sean McCloskey (713) 758-7352
 Manager, Media Relations..... seanm@rocketball.com

Jenny Zehentner (713) 758-7206
 Media Relations Coordinator..... jennyz@rocketball.com

Practices

All practice sessions will be closed. Players and staff will be available for interviews during a designated access period. For updated practice schedules and times, please check the Rockets PR Twitter account, @RocketsPR.

Photographers

The photography areas in Toyota Center are on the baselines opposite both team benches. No photographers will be allowed on the sideline areas in front or behind the team benches or in front of press row. Please make all requests to purchase strobe lighting to the Media Relations Department at least two days prior to the game in question. Please observe the NBA rules for player escape routes – an open area approximately five feet on both sides of the basket. For player safety, we also ask that you do not leave your camera unattended in your working area. No tripods are permitted on the floor.

Media Central

All game notes, statistics and box scores will be available online at Media Central (<http://nba.com/mediacentral>).

Statistical Services

Complete game statistics, including the final box score, running play-by-play and quotes will be provided. For those sitting on press row, screens with the box score, percentages, notes and other data continuously updated, are provided. A stats screen is provided in the auxiliary press areas and in the press room as well.

Taxicabs

Taxicabs can pick up and drop off at the administration entrance of Toyota Center on La Branch Street. To order a cab, contact United at (713) 699-0000 or Yellow Cab at (713) 236-1111.

Telephone Services

Telephones are provided on press row for use by visiting media members. Other phones are available in the media workroom. For additional phone lines, please contact Telecommunications Supervisor Danny Jackson at (713) 758-7290.

General Information

Home Arena Toyota Center

Arena Sellout 18,055

First Regular Season Game in Arena Oct. 30, 2003

Team Colors Red, White, Silver, Black

Conference Affiliation Western

Divisional Affiliation Southwest

Web Site Address www.rockets.com

Team Twitter/Instagram @houstonrockets

Rockets Directory

Executive

Owner	Leslie L. Alexander
Chief Executive Officer	Thaddeus B. Brown
Chief Financial Officer	Marcus Jolibois
Vice President, Corporate Development	John R. Croley
Vice President, Finance	Larry Kaiser
Vice President, Marketing	Ken Sheirr
Vice President, Sales & Services	Gretchen Sheirr
AGM of Toyota Center/VP, Arena Operations	Scott Manley
General Counsel	Rafael Stone
Associate General Counsel	Clay Allen
Executive Assistant to Owner & CEO	Leticia Magana

Basketball Operations

General Manager	Daryl Morey
Head Coach	Mike D'Antoni
Assistant Coaches	Jeff Bzdelik, Brett Gunning, Roy Rogers
Senior Consultant	Carroll Dawson
Senior Vice President of Basketball Operations	Keith Jones
Head Athletic Trainer, Dir. of Performance Rehab	Jason Biles
Sports Performance	Javair Gillette
Basketball Operations Staff	Ariana Andonian, Kevin Burleson, John Cho, Motoki Fujii, Jeremy Hassler, Brent Johnson, Fan-Hal Koung, John Lucas, Monte McNair, Anthony Nila, Josh Oppenheimer, Jim Paulis, Marko Radovanovic, Irving Roland, Gersson Rosas, Mitchell Vanya, Eli Witus
Team Healthcare Provider	Memorial Hermann Dr. Walter Lowe, Dr. James Muntz, Dr. Steven Flores, Dr. David Crumble, Dr. Rod Foroozan, Thomas O'Brien, D.D.S., Russ Paine, Tara Boening, Chef Ray Dathard

Box Office

Senior Director, Ticket Operations	Eric Marglous
Manager, Ticket Operations	Calvin Washington
Ticket Operations Representatives	Zanetta Jones, Chrystal Martin
Ticket Operations Coordinator	John Boer
Box Office Supervisor	Theresa Dibrell
Box Office Assistant Supervisor	Geovanna Ponce

Broadcasting

Television Announcers	Bill Worrell, Matt Bullard, Clyde Drexler, Craig Ackerman (ROOT Sports Southwest)
Radio Announcers	Craig Ackerman, Matt Thomas (KBME SportsTalk 790 AM)
Spanish Radio Announcer	Adrian Chavarria (KEYH 850 AM)

Corporate Development

Senior Director, Corporate Partner Services	Dawn Keen
Director, Strategic Development China	Sunshine Rogers
Director, Corporate Sales	Thomas Wyatt, Geno Zicarelli
Managers, Corporate Sales	Wesley Brown, Kayla Kurland,
Managers, Partnership Activation	Randelyn Carpenter, Zack Devine, Shannon Fischer, Avani Sharma, Taryn Smith, Lauren Ward
Corporate Development Coordinator	Ashly McVea-Figuero
Corporate Sales Design Coordinator	Zach Shelton

Finance & Administration

Director, Human Resources	Kristen Harper
Director, IT & Telecommunications	Okpara Young
Controller	Nicolas Somoano
Manager, Administrative Services	Terri Glenn
Telecommunications Supervisor	Danny Jackson
Senior Accountant	Lewis Madsen
Staff Accountants	Sonia Ortiz, Steven Mancillas
Payroll Coordinator	Maranda Stephens
Human Resources Generalist	Sonia Jethva
Employment Coordinator	Noelia Montero
Administrative Services Coordinator	Michael Moore
IT Helpdesk Coordinator	Billy Mounchan
IT Systems Coordinator	Selena Lake
Senior Receptionist	Sandra Banks

Rockets Directory

Marketing & Strategy

Senior Director, Production & Game Presentation	Joe Abercrombie
Creative Director	José Lopez
Director, Events & Marketing	Mike Schmieders
Director, Digital Marketing	Paul Suarez
Director, Community Relations	Sarah Joseph
Director, Entertainment	Natalie Alvarado
Director, Retail Operations	Kara Infante
Senior Manager, Game Presentation	Jim Adessa
Manager, Production	Matthew Tape
Manager, Community Relations	Hai Duong
Manager, Events	Leilani Borbon Costa
Rockets Video Editor & Videographer	Terra'nce Daniels
Motion Graphics Designer	Michael Canella, David Congdon
Web Developer & Designer	Micah Kamla
Graphic Designers	Joe Gonzalez, Will Tullos
Entertainment Specialist	Dominic Davila
Senior Events Coordinator	Chrislord Templeuevo
Digital Marketing Coordinator	Hiren Joshi
Digital Communications Coordinator	Kris Handoyo
Marketing Operations Coordinator	O'Shea Woodhouse
Coordinator, Community Relations	Ricky Gomez
Production Coordinator	Taylor French
Game Operations Coordinator/Host	Lauren Leal

Media Relations

Senior Director, Media & Player Relations	Tracey Hughes
Media Relations Manager	Sean McCloskey
Media Relations Coordinator	Jenny Zehentner

Sales & Services

Senior Director, Member Experience & Retention	Zee French
Director, Ticket Services	Chris Costa
Director, Suite Activation & Development	Sarah Gibson
Director, Ticket Sales	Cody Haynes
Director, Strategy & Analytics	Winston Lin
Manager, Group Sales & Inside Sales	Andrew Sidney
Manager, Suite Sales	April Felton
Manager, Premium Accounts	Lindsey Abowd
Manager, Ticket Services	Brandon Moss
Manager, Season Ticket Sales	Jesse Salazar
Manager, Suite Sales	Cortez Nichols, Courtney Aldrich
Senior Group Sales Account Executive	Joelle Hardin, Josh Massey
Group Sales Account Executives	Andrew Cornutt, Melissa Ezell, Ashli Henk, Elizabeth Lloyd
Season Ticket Sales Account Executives	Jake Brown, Zachary Hall, DeAndre Shaw, Andre Thomas, Jessica Zakem
Premium Sales Executive	Jaylan Barnes, Michael Dimitroff Brittney Randolph, Chris Saxton,
Ticket Services Executives	Andre Barron, Alexa Hughes, Samer Faris,
.....	Stephen Jones, Ragnar Hartzheim Sarah Schanzer, Sheila Young
Suite Sales Consultant	Jared Capozzi, Jemina MacHarry
CRM Administrator	Amrah Sanchez
Suite Sales Coordinator	Tina MacArthur, Dawn Malone
Ticket Sales and Services Coordinator	Sarah Dedmon

Toyota Center Operations

Senior Director, Security & Guest Services	Bryant Savage
Director, Facility Operations	Carlos Sepulveda
Director, Scoreboard Operations	Doug Swan
Director, Event Operations	Hillary Thomas
Assistant Director, Engineering	Edgar Portillo
Senior Manager, Event Marketing	Mandy Love Walsh
Senior Manager, Maintenance	Troy Ford
Manager, Security	Michael Drummond
Manager, Audio/Visual & Scoreboard	Scott Foulkrod
Manager, Guest Services	Cedrick Edwards
Senior Events Services Coordinator	Rebecca Traylor
Event Services Coordinator	Aryon Crockett
Event Booking Coordinator	Eric Martin
Guest Services Coordinator	Courtnei Martin
Security Coordinator	Byron Johnson
Event Operations Coordinator	Sarah Silva
Event Marketing Coordinator	Hunter Segesta
Audio/Visual Coordinator	Chris Walker
Lead Operator & Energy Management Technician	Roderick Collins
Lead Carpenter	Marcellus Henderson
Building Operators	Jordy Castro, Tajma Baker, Kelly Lemond, Paul Purczynsky, Devin Zaring
Building Electrician	Daniel O'Malley
Maintenance Electrician	Joel Poff
Building Carpenter	Don Allen
Facility Services Supervisors	Juan Castillo, Mike Muse
Facility Services Assistant Supervisor	Cyrus Mitchell, Inmar Alvarez
Facility Services Event Staff	Eddie Allen, Andre Coleman, Kenya Freeman
Facility Services/Shipping and Receiving	DJ Washington
Facility Services Administrative Assistant	Vanessa Ramos



Leslie Alexander assumed ownership of the Houston Rockets on July 30, 1993, and – over the last 23 years – has devoted his efforts to making his teams champions both on the basketball court and in the community. Alexander's dedication to winning has resulted in two NBA championships with the Rockets and four WNBA titles during his 10-year (1997-2006) operation of the Houston Comets, giving Houston its first major professional sports championships. Only one other NBA team has posted more winning seasons than the Rockets (18) during Alexander's tenure as owner. Additionally, Houston's winning percentage (.564, 1037-801) is the sixth best in the league over that same 23-season time frame. Off the court, the Rockets franchise has set the standard for community involvement.

"I've always believed that sports teams are in the unique position to make a real difference in their communities," Alexander said. "When I bought the Rockets, that was my dream. I hoped to make a difference for the people of Houston, both emotionally and financially."

In 2008, Forbes recognized the integral role Alexander has played in his team's success by naming him the NBA's best owner. Alexander was also named by SI.com (Sports Illustrated) as one of the five best owners in the league in 2008-09. Alexander, who has held the longest ownership tenure in franchise history, continues to strive for peak success both on and off the court.

An active participant in all phases of the team's operations, Alexander has continually proven his commitment to success. Since naming Daryl Morey as the successor to Carroll Dawson as general manager of the team, Alexander's Rockets have recorded the fourth-longest winning streak in NBA history (22 in a row: 1/29/08-3/16/08) and posted 50-plus victories in three consecutive seasons (2006-09) for the first time in club annals.

Since his arrival, Alexander has spared no expense in engineering numerous bold moves designed to make the Rockets a perennial contender:

- In 1995, Alexander orchestrated a deal with Portland to acquire Houston native Clyde Drexler. The trade helped to deliver Houston's second consecutive title just four months later.
- In 1996, Alexander signed Hakeem Olajuwon to a long-term contract extension and obtained future NBA Hall of Famer Charles Barkley from Phoenix.
- In 1999, Alexander acquired the rights to Steve Francis from Vancouver; Francis would proceed to become a three-time All-Star for the Rockets.
- In 2002, the Rockets made history with the top pick in the 2002 NBA Draft by selecting Yao Ming, making him the first-ever player from an international league to be drafted first overall.
- In 2004, Alexander approved a seven-player trade with Orlando to bring in two-time NBA scoring champion Tracy McGrady.
- In 2005, Alexander signed Yao to a multi-year contract extension.
- In 2006, Alexander endorsed the acquisition of Shane Battier from Memphis; the deal became a sounding board for the growing support for

basketball analytics.

- In 2012, Alexander signed off on the blockbuster deal to acquire future All-NBA guard James Harden.
- In 2013, Alexander brought in eight-time NBA All-Star and three-time Defensive Player of the Year Dwight Howard.
- In 2016, Alexander named former NBA Coach of the Year Mike D'Antoni as the 13th head coach in franchise history and signed four-time All-Star James Harden to a four-year contract extension.

Alexander has dedicated himself to building the Rockets organization in every area. His vision to construct a downtown arena took shape in Nov. 2000, as Harris County voters approved a referendum to build a new home for the Rockets. Groundbreaking for the arena took place on July 31, 2001. Alexander's tireless efforts became a reality in Sept. 2003 with the opening of Toyota Center – Houston's state-of-the-art, multi-purpose facility.

In 2010, Alexander and Toyota Center earned LEED Silver Certification for Existing Buildings: Operations & Maintenance from the U.S. Green Building Council (USGBC), making Toyota Center the first professional sports facility in Texas to receive a LEED Certification. Awarded by the USGBC under its Leadership in Energy and Environmental Design program, the certification identifies and rewards best practices by a building in areas that include energy conservation, environmental awareness, water efficiency and natural resource performance.

While Alexander's teams have enjoyed success on the basketball court, unique to the Houston franchise is its off-the-court commitment to the community. Building a better quality of life for Houstonians is a driving force for Alexander and his organization.

In 1995, Alexander established the Clutch City Foundation with the goal of providing help, hope and inspiration to those who might otherwise be forgotten. The Clutch City Foundation funds and operates comprehensive programs benefiting thousands of children each year, as well as serving as the umbrella organization for all Rockets community initiatives. Over 22 years of active community involvement has resulted in over \$15 million raised for local charities, allowing the Rockets to impact tens of thousands of Houstonians each year.

Alexander and the Clutch City Foundation have also aided international efforts spearheaded by Yao Ming and Dikembe Mutombo, committing \$850,000 to help those devastated by the earthquake in China on May 12, 2008, and to assist in building the Women & Children's Center within the Biamba Marie Mutombo Hospital and Research Center located in the Democratic Republic of the Congo.

"It's so important to me that the Rockets find a way to thank the fans for their overwhelming support," Alexander said. "One way we try to do that is by reaching out to young people and those who are under-served in our community through our community programs and fundraising initiatives."

Alexander and the Rockets organization have received numerous community service awards, including the Pro Team Community Award in 1997, given by the World Sports Humanitarian Hall of Fame. The award recognizes one professional team each year that exemplifies community service and acts as a catalyst for community pride and spirit.

In 1998, Alexander's organization was awarded the Leadership Houston "Leadership in Action" Award for outstanding community service to education, one year after winning the same award for outstanding community service to youth.

Alexander and the Rockets were also honored with the 2005 Texas Association of Partners in Education "Outstanding Business Partnership" award in the Houston Independent School District (HISD). The Clutch City Foundation was also inducted into the HISD Partners Hall of Fame for understanding the value of education, as well as an active commitment to enhancing the educational experiences of HISD students.

When flooding from Tropical Storm Allison devastated the Houston area in June 2001, the franchise helped to raise over \$230,000 for flood relief by auctioning off hundreds of memorabilia items, including authentic rings from each of the organization's six championships. In addition, Alexander, the NBA and WNBA contributed \$150,000 to the flood relief effort.

Since 2002, Alexander has donated over \$1 million to the Houston Chronicle project, Goodfellows, which provides holiday gifts to needy children. In addition to several of the largest single contributions in the program's history, Alexander hosts an annual holiday party for the Goodfellows children and their families.

In Sept. 2005, just days after Hurricane Katrina ravaged many parts of Louisiana, Alabama and Mississippi, Alexander immediately stepped in to assist the thousands of displaced residents who took shelter in Houston by organizing Houston HopeFest. The unprecedented three-day relief effort held at Toyota Center consisted of a day-long donation drive, followed by two days of providing basic humanitarian assistance, which included job skills training and placement services, housing assistance, as well as medical and counseling services.

After Hurricane Ike hit the Houston area in Sept. 2008, Alexander quickly responded to help those individuals affected by the storm. In conjunction with Feed the Children, Alexander purchased several semi-truck loads of pre-packaged, non-perishable food and basic essential toiletries. Rockets players and staff then distributed those supplies to area residents on Sept. 18, 2008. Alexander also named the Bush-Clinton Coastal Recovery Fund as a beneficiary of the 2009 Tux & Tennes Charity Gala, raising an additional \$100,000 to assist with the rebuilding efforts in Houston and along the Gulf Coast.

In 2009, Alexander's organization teamed with Memorial Hermann and The University of Texas Medical School at Houston to create the Memorial Hermann Foundation – HEARTS program (Houston Early Age Risk Testing and Screening). A first-of-its-kind program in the United States, HEARTS aims to reach out to children who may be, or already are, at-risk for life threatening but correctable heart abnormalities.

In July 2011, Alexander and the team launched the Rockets Give Back community outreach. Rockets Give Back launched with the "10,000 Hugs-to-Help" fundraising campaign to assist the three surviving children of Houston residents Joshua and Robin Berry, who were killed in a tragic automobile accident in July 2011, as well as a Charity of the Month program where team members spend time volunteering in the community.

Alexander honored his late father in December 2014 by providing funding to Rescued Pets Movement, Inc. (RPM). His contributions enabled the construction of the Jack C. Alexander Building, which aids RPM in its efforts to provide unwanted pets a second chance to find a new home.

After the city was ravaged by severe rain in April 2016 resulting in flooding, Alexander personally donated \$500,000 to Mayor Sylvester Turner's Greater Houston Storm Relief Fund.

Alexander is Chairman of the Board of the Clutch City Foundation and sits on the Board of Directors of Memorial Hermann Children's Hospital, as well as the Houston Police Foundation. He was also the recipient of the 2009 American Advertising Federation-Houston Trailblazer Award, which recognizes an influential business leader for enhancing the overall image of Houston through marketing. In addition, Alexander is a staunch animal-rights advocate, and founded the Evelyn Alexander Home for Animals Foundation, which strives to provide a permanent home to abandoned and abused animals. Alexander has also donated \$2.5 million to the Humane Society of the United States and millions of dollars to other charitable causes worldwide.

Through the Clutch City Foundation, Alexander and his organization will continue to make a difference in the lives of Houstonians for years to come.

Basketball Operations



Basketball Operations

Mike D'Antoni

Head Coach

On June 1, 2016, Mike D'Antoni was named the 13th head coach in the history of the Houston Rockets and the fifth since Leslie Alexander took over ownership in 1993.

D'Antoni [dan-TONE-ee] has over a quarter of a century of coaching experience, including 12 seasons as a head coach in the NBA with a career mark of 455-416 (.516). He was named NBA Coach of the Year in 2004-05 after leading Phoenix to a franchise-high tying 62 wins. Over a four-season span from 2004-05 through 2007-08, the Suns compiled a 232-96 mark (.707), including back-to-back trips to the Western Conference Finals in 2005 and 2006.

In addition, D'Antoni served a pair of three-year assignments for USA Basketball as an assistant coach on Mike Krzyzewski's staff, highlighted with gold medal performances in the 2008 and 2012 Olympics. USA Basketball National Teams posted a 49-1 mark with D'Antoni on staff.

Most recently, D'Antoni was associate head coach for Philadelphia. From the time he officially joined the team on the sidelines in late December of 2015 through the remainder of the season, the Sixers averaged 101.1 points per game, compared to just 91.4 ppg prior to his arrival.

D'Antoni's last stint as a head coach came with the Los Angeles Lakers from 2012-13 through 2013-14. He joined the team a few games into the 2012-13 season and led L.A. to its last playoff appearance. The following season saw Kobe Bryant limited to just six games due to injury.

From 2008-09 through 2011-12, D'Antoni served as head coach for New York. In his final full season in 2010-11, D'Antoni guided the Knicks to their first winning record in 10 years. Dating back to 1993-94, New York has averaged 100 points in a season four times, three of which came during the D'Antoni era.

D'Antoni joined Phoenix as an assistant coach in 2002-03 and took over head coaching duties 21 games into the following season. After winning just 21 games in 2003-04, Phoenix won 62 games in D'Antoni's first full season as head coach in 2004-05 while increasing its scoring average by 16.2 points per game. That marked the largest scoring increase from one season to the next by any team since the introduction of the shot clock in 1954-55.

The Suns play style under D'Antoni was viewed as revolutionary. At the time, Phoenix posted the NBA's three highest single season totals for 3-pointers made from 2004-05 through 2006-07. Prior to 2004-05, only three teams had more than 700 3FGM in a single season. Since D'Antoni's final season with the Suns in 2007-08, 48 teams have hit at least 700 3-pointers in a single season, including Golden State's record 1,077 in 2015-16.

D'Antoni's first NBA head coaching job came with Denver during the shortened 1998-99 season. He then spent a season scouting for San Antonio and another as an assistant coach for Portland before coaching Benetton Treviso to the Italian League title, the Italian Supercup and a spot in the Euroleague Final Four in 2001-02.

A dual citizen of the U.S. and Italy, D'Antoni enjoyed tremendous success as both a player and a coach in the Italian League, capturing numerous titles in both endeavors. In 2008, Euroleague Basketball named him one of the 50 Most Influential Personalities in European Club Basketball history. Prior to embarking on his international career, D'Antoni spent parts of four seasons playing in the NBA and ABA during the mid-70's.



NBA Coaching Record

Season	Team	Record	Pct.	Playoffs	Pct.	Playoff Result
1998-99	Denver	14-36	.280	---	---	
2003-04	Phoenix	21-40	.344	---	---	
2004-05	Phoenix	62-20	.756	9-6	.600	Conference Finals
2005-06	Phoenix	54-28	.659	10-10	.500	Conference Finals
2006-07	Phoenix	61-21	.744	6-5	.545	Conference Semifinals
2007-08	Phoenix	55-27	.671	1-4	.200	First Round
2008-09	New York	32-50	.390	---	---	
2009-10	New York	29-53	.354	---	---	
2010-11	New York	42-40	.512	0-4	.000	First Round
2011-12	New York	18-24	.429	---	---	
2012-13	L.A. Lakers	40-32	.556	0-4	.000	First Round
2013-14	L.A. Lakers	27-55	.329	---	---	
Totals	12 Seasons	455-426	.516	26-33	.441	

Basketball Operations



Ariana Andonian



Jason Biles



Devan Blair



Kevin Burleson



Jeff Bzdelik



John Cho



Carroll Dawson



Motoki Fujii



Javier Gillette



Brett Gunning



Jeremy Hassler



Brent Johnson



Keith Jones



John Lucas



Monte McNair



Daryl Morey



Anthony Nila



Josh Oppenheimer



Jim Paulis



Marko Radovanovic



Irving Roland



Roy Rogers



Gersson Rosas



Mitchell Vanya



Eli Witus

Basketball Operations



Dr. Walter Lowe
Team Orthopedic
Surgeon



Dr. James Muntz
Team Physician/
Internist



Dr. Steven Flores
Orthopedic
Consultant



Dr. David Crumie
Orthopedic
Consultant



Dr. Rod Foroozan
Ophthalmology
Consultant



Thomas O'Brien, D.D.S.
Dental Consultant



Russ Paine
Physical Therapy
Consultant

Players



#3 Ryan Anderson



Personal Info

Height

6-10

Weight

240

Birthdate

5/6/88

Birthplace

Sacramento, CA

High School

Oak Ridge (El Dorado Hills, CA)

Prior to NBA

California

NBA Experience

8

Drafted

2008 (21st overall) by New Jersey

Career Highs

	Regular Season	Playoffs		Regular Season	Playoffs
PTS	36 (2 times)	26 vs. GS 4/23/15	OR	11 at Phi 1/30/12	4 vs. Atl 4/19/11
FGM	13 (4 times)	10 vs. GS 4/23/15	DR	11 (2 times)	6 (2 times)
FGA	25 (2 times)	14 vs. GS 4/23/15	TR	20 at Phi 1/30/12	8 (2 times)
3FGM	8 (4 times)	4 at Ind 5/8/12	AST	5 (2 times)	4 vs. GS 4/25/15
3FGA	14 (3 times)	9 at Ind 5/8/12	STL	5 vs. Mil 3/13/12	2 (2 times)
FTM	13 at Uta 12/17/15	4 vs. GS 4/23/15	BLK	3 (2 times)	2 (2 times)
FTA	13 at Uta 12/17/15	4 vs. GS 4/23/15	MIN	56:30 vs. Chi	39:25 vs. GS 4/23/15

Career Statistics

REGULAR SEASON

YEAR	G-S	MIN	FGM-A	PCT	3FGM-A	PCT	FTM-A	PCT	REBOUNDS	OFF-DEF-TOT	AST	PF-D	ST	TO	BLK	TP	RPG	APG	PPG
08-09 New Jersey	66-30	1312	160-407	.393	69-189	.365	98-116	.845	104-207-311	52	157-1	44	63	20	487	4.7	0.8	7.4	
09-10 Orlando	63-6	911	169-388	.436	78-211	.370	71-82	.866	70-132-202	37	81-0	25	56	14	487	3.2	0.6	7.7	
10-11 Orlando	64-14	1424	226-525	.430	134-341	.393	95-117	.812	129-226-355	52	137-0	30	49	38	681	5.5	0.8	10.6	
11-12 Orlando	61-61	1964	332-757	.439	166-422	.393	150-171	.877	224-247-471	54	146-0	50	57	26	980	7.7	0.9	16.1	
12-13 New Orleans	81-22	2503	472-1115	.423	213-557	.382	152-180	.844	191-328-519	97	179-2	42	97	31	1309	6.4	1.2	16.2	
13-14 New Orleans	22-14	795	155-354	.438	67-164	.409	59-62	.952	66-76-142	17	47-0	10	20	7	436	6.5	0.8	19.8	
14-15 New Orleans	61-51	675	291-729	.399	122-359	.340	129-151	.854	108-187-295	55	113-1	33	62	20	833	4.8	0.9	13.7	
15-16 New Orleans	66-7	2008	397-929	.427	131-358	.366	199-228	.873	131-265-396	73	109-0	38	90	25	1124	6.0	1.1	17.0	
TOTALS	484-159	12591	2202-5204	.423	980-2601	.377	953-1107	.861	1023-1668-2691	437	969-4	272	494	181	6337	5.6	0.9	13.1	

PLAYOFFS

YEAR	G-S	MIN	FGM-A	PCT	3FGM-A	PCT	FTM-A	PCT	REBOUNDS	OFF-DEF-TOT	AST	PF-D	ST	TO	BLK	TP	RPG	APG	PPG
09-10 Orlando	9-0	89	9-29	.310	4-14	.286	1-1	1.000	8-23-31	3	12-0	2	5	2	23	3.4	0.3	2.6	
10-11 Orlando	6-0	147	8-30	.267	6-20	.300	6-6	1.000	10-17-27	3	16-0	5	1	1	28	4.5	0.5	4.7	
11-12 Orlando	5-5	172	15-44	.341	12-30	.400	6-7	.857	9-14-23	4	22-1	3	9	2	48	4.6	0.8	9.6	
14-15 New Orleans	4-0	95	16-36	.444	5-12	.417	6-6	1.000	7-10-17	9	12-0	0	4	2	43	4.3	2.3	10.8	
TOTALS	24-5	503	48-139	.345	27-76	.355	19-20	.950	34-64-98	19	62-1	10	19	7	142	4.1	0.8	5.9	

Career Transactions

Selected by New Jersey in the first round (21st overall) of the 2008 NBA Draft... Traded by New Jersey to Orlando along with Vince Carter in exchange for Rafer Alston, Tony Battie and Courtney Lee on 6/25/09... Acquired by New Orleans via trade with Orlando in exchange for Gustavo Ayon on 7/11/12... Signed as a free agent with Houston on 7/9/16.

#3 Ryan Anderson

2015-16 Notes/Career Highlights

- In 66 games with seven starts for New Orleans, averaged 17.0 points, 6.0 rebounds and 1.1 assists in 30.4 minutes per game while shooting 42.7% from the floor, 36.6% from 3-point range and 87.3% from the line.
- Missed two games due to illness (12/11-12/12/15), five games with left groin injury (3/20-3/28/16) and nine games with hernia (3/30-4/13/16).
- Scored 20+ points 22 times, including 30+ six times... Had a career-high tying 36 points vs. Sacramento on 1/28/16.
- Recorded eight double-doubles, including 31 points and 14 rebounds vs. Minnesota on 2/27/16.
- Hit 2+ 3FGM 38 times, including 3+19 times, 4+ 11 times, and 5+ six times.
- Averaging 16.1 points over the past five seasons... Over that span, is one of five players (S. Curry, Korver, Matthews, K. Thompson) to average at least 2.4 3FGM while shooting 37.5% or better from behind-the-arc.
- Since entering the league in 2008-09, has the 11th most 3FGM (980) of any player and the sixth-most in NBA history of players listed 6-10 or taller.
- Has shot 80.0% or better from the foul line in all eight of his seasons and 86.1% overall.
- In 2011-12, led the league in 3FGM and was named the NBA's Most Improved Player.

2014-15 (New Orleans)

- In 61 games with five starts, averaged 13.7 points and 4.8 rebounds in 27.5 minutes per game while shooting 39.9% from the floor, 34.0% from 3-point range and 85.4% from the line.
- Suffered a MCL sprain at the L.A. Lakers on 4/1/15 and missed the next 18 games... Missed one game (1/23/15) due to a bilateral ankle inflammation and two games (2/9-2/11/15) with right elbow soreness.
- Scored 20+ points 12 times, including 30+ twice... Recorded three double-doubles.
- Hit 2+ 3FGM 37 times, including 3+ 18 times, and 4+ eight times... Had 8 3FGM twice, both times against Cleveland (11/10/14 and 12/12/14).
- **Playoffs:** Appeared in all four games of New Orleans First Round series vs. Golden State, averaging 10.8 points, 4.3 rebounds and 2.3 assists in 23.8 minutes per game while shooting 44.4% from the floor, 41.7% from 3-point range and 6-of-6 from the line... Had 26 points on 10-of-14 shooting in Game 3.

2013-14 (New Orleans)

- In 22 games with 14 starts for New Orleans, averaged 19.8 points and 6.5 rebounds in 36.1 minutes per game while shooting 43.8% from the floor, 40.9% from 3-point range and 95.2% from the line.
- Missed the first nine games of the season with a broken toe... Also missed the final 50 games after suffering a herniated disc after a collision with Boston's Gerald Wallace on 1/3/14.
- Scored 20+ points nine times, including 30+ twice... Had a career-high tying 36 points at Chicago on 12/2/13.
- Hit 2+ 3FGM in 17 of his 22 games played, including 3+ 12 times, and 4+ eight times.
- Recorded four double-doubles... Shot 59-of-62 from the foul line for the season.

2012-13 (New Orleans)

- In 81 games with 22 starts, averaged 16.2 points, 6.4 rebounds and 1.2 assists in 30.9 minutes per game while shooting 42.3% from the floor, 38.2% from 3-point range and 84.4% from the line... Missed one game with illness.
- Scored 20+ points 20 times, including 30+ three times.
- Grabbed 10+ rebounds 12 times and recorded 11 double-doubles.
- Hit 2+ 3FGM 58 times, including 3+ 37 times, 4+ 21 times, and 5+ 13 times... Had 8 3FGM at Phoenix on 11/23/12.
- Ranked second in the NBA in 3FGM (213).

2011-12 (Orlando)

- In 61 games (all starts), averaged 16.1 points and 7.7 rebounds in 32.2 minutes per game while shooting 43.9% from the floor, 39.3% from 3-point range and 87.7% from the line... Named NBA's Most Improved Player.
- Missed one game with a left calf contusion (1/27/11) and three games with a sprained right ankle (4/3-4/7/12).
- Scored 20+ points 21 times, including 30 points once.
- Grabbed 10+ rebounds 16 times and recorded 14 double-doubles... Had 20 rebounds at Philadelphia on 1/30/12.
- Led the NBA in 3FGM (166)... Hit 2+ 3FGM 45 times, including 3+ 28 times, 4+ 14 times, and 5+ 11 times.
- **Playoffs:** Started all five games of Orlando's First Round series Indiana, averaging 9.6 points and 4.6 rebounds in 34.4 minutes per game while shooting 34.1% from the floor, 40.0% from 3-point range and 85.7% from the line.

2010-11 (Orlando)

- In 64 games with 14 starts, averaged 10.6 points and 5.5 rebounds in 22.3 minutes per game while shooting 43.0% from the floor, 39.3% from the floor and 81.2% from the floor.
- Missed nine games with a sprained right mid-foot (12/4-12/21/10).
- Scored 20+ points five times... Grabbed 10+ rebounds seven times and recorded six double-doubles.
- Hit 2+ 3FGM 39 times, including 3+ 26 times, and 4+ 13 times.
- **Playoffs:** Appeared in all six games of Orlando's First Round series vs. Orlando averaging 4.7 points and 4.5 rebounds in 24.5 minutes per game while shooting 26.7% from the floor, 30.0% from 3-point range and 6-of-6 from the line.

2009-10 (Orlando)

- In 63 games with six starts, averaged 7.7 points and 3.2 rebounds in 14.5 minutes per game while shooting 43.6% from the floor, 37.0% from 3-point range and 86.6% from the line.
- Scored 20+ points twice... Had one double-double.
- Hit 2+ 3FGM 24 times, including 3+10 times, and 4+ five times.
- **Playoffs:** Appeared in nine games for Orlando during its run to the Eastern Conference Finals, averaging 2.6 points and 3.4 rebounds in 9.9 minutes per game while shooting 31.0% from the floor, 28.6% from 3-point range and 1-of-1 from the line.

#3 Ryan Anderson

2008-09 (New Jersey)

- In 66 games with 30 starts, averaged 7.4 points and 4.7 rebounds in 19.9 minutes per game while shooting 39.3% from the floor, 36.5% from 3-point range and 84.5% from the line.
- Scored 20+ points twice... Grabbed 10+ rebounds four times, including four double-doubles.
- Hit 2+ 3FGM 17 times, including 3+ nine times.

College

- Was an early entry candidate for the 2008 NBA Draft following his sophomore season at California... In two seasons with the Golden Bears, averaged 18.7 points and 9.0 rebounds... Started every game he played.
- Named Second Team All-America by The Sporting News and earned First Team All-Pac-10 honors as a sophomore... Led the Pac-10 in scoring (21.1 ppg) and ranked third in rebounding (9.9 rpg).
- Became first player in school history to record at least 600 points and 300 rebounds in a single season.
- As a freshman (2006-07), led the Bears in scoring and rebounding... Was named Honorable Mention All-Pac-10.

Personal

- Was given the nickname "Rhino" while in college... Lists golf as his favorite hobby... Favorite television show is Family Guy.
- Was part of the 2012 USA Men's Select Team that helped prepare the National Team for the 2012 Olympics... Was also invited to the 2013 Team USA Mini-camp.
- In 2012, traveled to China on behalf of the NBA and visited Dalian, Beijing and Guangzhou while participating in NBA FIT clinics.
- From ages of 14-16, would go once a year with church group to help improve impoverished areas of Mexico.



#1 Trevor Ariza



Personal Info

Height

6-8

Weight

215

Birthdate

6/30/85

Birthplace

Miami, FL

High School

Westchester (Los Angeles, CA)

Prior to NBA

UCLA

NBA Experience

12

Drafted

2004 (43rd overall) by New York

Career Highs

	Regular Season	Playoffs		Regular Season	Playoffs
PTS	46 vs. Dal 1/15/02	36 vs. Pho 5/20/05	OR	4 at SA 1/5/07	3 (3 times)
FGM	16 vs. Cle 4/13/02	13 (3 times)	DR	9 (3 times)	8 vs. Hou 4/25/05
FGA	34 vs. Cle 4/13/02	25 (3 times)	TR	10 at Chi 2/28/03	9 vs. Pho 5/13/05
3FGM	7 (2 times)	9 vs. LAC 5/8/11	AST	16 vs. LAL 3/25/03	9 (4 times)
3FGA	16 at LAL 3/15/09	11 vs. Mia 6/20/06	STL	6 (2 times)	4 at OKC 5/23/11
FTM	13 (2 times)	12 vs. Hou 5/7/05	BLK	3 at Phi 1/22/10	2 at Pho 5/18/05
FTA	17 vs. Dal 1/15/02	12 vs. Hou 5/7/05	MIN	54:32 vs. Pho 3/14/07	50:40 vs. SA 5/15/06

Career Statistics

REGULAR SEASON

YEAR	G-S	MIN	FGM-A	PCT	3FGM-A	PCT	FTM-A	PCT	REBOUNDS	AST	PF-D	ST	TO	BLK	TP	RPG	APG	PPG
04-05 New York	80-12	1382	172-389	.442	3-13	.231	121-174	.695	89-153-242	85	150-0	70	73	18	468	3.0	1.1	5.9
05-06 N.Y.-Orl.	57-10	999	93-226	.412	1-5	.200	77-127	.606	78-140-218	61	100-1	57	62	11	264	3.8	1.1	4.6
06-07 Orlando	57-7	1278	200-371	.539	0-7	.000	106-171	.620	98-151-249	65	134-1	59	84	19	506	4.4	1.1	8.9
07-08 Orl.-LA-L	35-3	547	69-136	.507	5-18	.278	49-75	.653	30-78-108	44	45-0	31	23	11	192	3.1	1.3	5.5
08-09 L.A. Lakers	82-20	1999	274-596	.460	61-191	.319	120-169	.710	111-241-352	145	166-1	137	87	24	729	4.3	1.8	8.9
09-10 Houston	72-71	2629	394-999	.394	136-407	.334	148-228	.649	78-325-403	276	162-0	126	161	40	1072	5.6	3.8	14.9
10-11 New Orleans	75-75	2600	303-762	.398	82-271	.303	138-197	.701	61-347-408	162	180-0	120	118	31	826	5.4	2.2	11.0
11-12 New Orleans	41-41	1350	168-403	.417	29-87	.333	79-102	.775	41-174-215	135	73-0	69	76	25	444	5.2	3.3	10.8
12-13 Washington	56-15	1471	188-451	.417	76-209	.364	78-95	.821	44-222-266	113	72-0	72	84	20	530	4.8	2.0	9.5
13-14 Washington	77-77	2723	389-853	.456	180-442	.407	149-193	.772	99-376-475	191	179-2	126	132	20	1107	6.2	2.5	14.4
14-15 Houston	82-82	2930	366-910	.402	194-555	.350	122-143	.853	77-382-459	209	186-0	152	141	17	1048	5.6	2.5	12.8
TOTALS	714-413	19907	2616-6096	.429	767-2205	.348	1187-1674	.709	806-2589-3395	1486	1447-5	1019	1041	236	7186	4.8	2.1	10.1

PLAYOFFS

YEAR	G-S	MIN	FGM-A	PCT	3FGM-A	PCT	FTM-A	PCT	REBOUNDS	AST	PF-D	ST	TO	BLK	TP	RPG	APG	PPG
06-07 Orlando	4-0	47	5-16	.313	0-0	---	1-4	.250	5-4-9	5	9-0	1	4	0	11	2.3	1.3	2.8
07-08 L.A. Lakers	8-0	45	7-12	.583	1-4	.250	2-4	.500	3-8-11	1	7-0	1	1	1	17	1.4	0.1	2.1
08-09 L.A. Lakers	23-23	722	92-185	.497	40-84	.476	36-64	.563	22-75-97	54	73-0	36	38	10	260	4.2	2.3	11.3
10-11 New Orleans	6-6	241	35-85	.412	7-21	.333	16-22	.727	7-32-39	20	16-0	8	7	3	93	6.5	3.3	15.5
13-14 Washington	11-11	407	52-108	.481	25-56	.446	21-27	.778	21-77-98	19	26-0	17	14	4	150	8.9	1.7	13.6
14-15 Houston	17-17	655	75-176	.426	36-96	.375	38-42	.905	18-91-109	44	51-0	30	23	2	224	6.4	2.6	13.2
TOTALS	69-57	2118	266-582	.457	109-261	.418	114-163	.699	76-287-363	143	182-0	93	87	20	755	5.3	2.1	10.9

Career Transactions

Selected by New York in the second round (43rd overall) of the 2004 NBA Draft... Traded by New York along with Anfernee Hardaway to Orlando in exchange for Steve Francis on Feb. 22, 2006... Re-signed as a free agent with the Magic (7/27/06)... Acquired by the L.A. Lakers from the Magic in exchange for Brian Cook and Maurice Evans (11/20/07)... Signed by Houston as a free agent (7/8/09)... Traded to New Orleans in a four-team trade that sent James Posey and Darren Collison to Indiana, Courtney Lee from New Jersey to Houston, and Troy Murphy from Indiana to New Jersey (8/11/10)... Traded to Washington along with Emeka Okafor in exchange for Rashard Lewis and a 2012 second-round pick (46th overall) (6/20/12)... Acquired by Houston along with Alonzo Gee, Scotty Hopson and a protected first round pick in a three team trade with Washington and New Orleans in exchange for Omer Asik and Omri Casspi. (7/14/14).

#1 Trevor Ariza

2015-16 Notes/Career Highlights

- In 81 games (all starts), averaged 12.7 points, 4.5 rebounds, 2.3 assists and 1.98 steals (sixth in NBA) in 35.3 minutes per game while shooting 41.6% from the floor, 37.1% from 3-point range and 78.3% from the line.
- Missed the game at Washington on 12/9 with a bruised lower back, snapping his 172 consecutive games played streak (103 with Houston).
- Scored 20+ points eight times (Rockets 6-2 mark)... Averaged 14.1 points on 46.2% shooting in wins and 11.3 ppg on 37.0% shooting in losses.
- Since the start of 2013-14, joins Stephen Curry and James Harden as the only players with at least 500 3FGM and 400 steals.
- Ranked 12th in 3FGM with 185... Hit 2+ 3FGM 54 times, including 3+ 31 times and 4+ 17 times... Hit 5+ 3FGM in three straight games from 1/22-1/25, tying for the longest streak in franchise history.
- Had 2+ steals in 15 straight games from 2/4-3/12 (longest streak by a player since an 18-game span by Baron Davis from 11/24-12/26/07).
- From the start of January (48 games) had 102 steals with 59 turnovers... Had 160 steals with 113 turnovers overall in 2015-16 and ranked fourth in steal-to-turnover ratio (1.42)... Has more steals (1,179) than turnovers (1,154) for his career.
- Over the final 28 games, averaged 3.1 assists after averaging 1.9 apg his first 53 games played this season.
- Had 22 points, 4 steals and 3 blocks vs. Phoenix on 4/7... First Rocket with 20+ points, 4+ steals and 3+ blocks since Hakeem Olajuwon on 4/1/99.
- First five seasons, (2004-05 through 2008-09), averaged 6.9 ppg, 3.8 rpg, 1.3 apg, 1.1 spg and 0.2 3FGM on 29.9% shooting... Past seven seasons (2009-10 through 2015-16), averaged 12.5 ppg, 5.4 rpg, 2.6 apg, 1.7 spg and 1.8 3FGM on 35.7% shooting.
- Has 31 career double-doubles, including one triple-double.
- **2016 Playoffs:** Started all five games of the First Round series vs. Golden State, averaging 6.6 points, 4.2 rebounds and 2.60 steals in 36.2 minutes per game while shooting 25.5% from the floor, 14.3% from 3-point range and 75.0% from the line.

2014-15 (Houston)

- Started all 82 games, averaging 12.8 points, 5.6 rebounds, 2.5 assists and 1.9 steals (tied for 7th in NBA) in 35.7 minutes per game while shooting 40.2% from the floor, 35.0% from 3-point range and 85.3% from the line.
- One of 11 players in the league to start all 82 games.
- Scored 20+ points seven times (Rockets 7-0 mark)... Rockets were also 19-3 when he scored 17+ points.
- Grabbed 10+ rebounds five times and recorded three double-doubles.
- Had 3+ steals 22 times and had a steal-to-turnover ratio of 1.08 (tied for 9th in NBA).
- Recorded a career-high tying 6 steals vs. Miami on 1/3/15.
- Hit 2+ 3FGM 51 times, including 3+ 40 times and ranked seventh in the NBA in 3FGM... Hit a season-high tying 6 3FGM three times.
- **Playoffs:** Started all 17 games during the run to the Western Conference Finals, averaging 13.2 points, 6.4 rebounds, 2.6 assists and 1.8 steals in 38.5 minutes per game while shooting 42.6% from the floor, 37.5% from 3-point range and 90.5% from the line... Scored 20+ points three times... Grabbed 10+ rebounds three times and recorded two double-doubles... Hit 4+ 3FGM four times.

2013-14 (Washington)

- In 77 games (all starts), averaged 14.4 points, 6.2 rebounds, 2.5 assists and 1.6 steals in 35.4 minutes per game while shooting 45.6% from the floor, 40.7% from 3-point range and 77.2% from the line.
- Missed five games with a strained right hamstring (11/16-11/23/13).
- Scored 20+ points 18 times, including 30+ twice with a career-high 40 points (14-23 FGs, 8-12 3FGs) at Philadelphia on 3/11/14.
- Grabbed 10+ rebounds 13 times and posted 11 double-doubles... Had 3+ steals 21 times... Hit 2+ 3FGM 43 times, including 3+ 31 times.
- Hit a Wizards franchise-high 10 3FGM at Houston on 2/12/14 and hit eight consecutive 3-pointers (including 7-of-7 in the third quarter)... Also had 11 rebounds in that game against the Rockets, becoming the second player in NBA history to record at least 10 3FGM and 10 boards in a single game (Donyell Marshall on 3/13/05).
- **Playoffs:** Started all 11 games during the run to the Eastern Conference Semifinals, averaging 13.6 points, 8.9 rebounds, 1.7 assists, and 1.5 steals in 37.0 minutes per game while shooting 48.1% from the floor, 44.6% from 3-point range and 77.8% from the line... Scored 20+ points twice, including 30 points in Game 4 of the First Round series vs. Chicago... Recorded three double-doubles.

2012-13 (Washington)

- In 56 games with 15 starts, averaged 9.5 points, 4.8 rebounds, 2.0 assists and 1.3 steals in 26.3 minutes per game while shooting 41.7% from the floor, 36.4% from 3-point range and 82.1% from the line.
- Missed 17 games with a left calf strain (12/7/12-1/6/13), one game with a sore left knee (3/16/13), three games with the flu (3/23-3/27/13) and five games with a sore left knee (4/9-4/17/13).
- Scored 20+ four times... Recorded two double-doubles... Had 3+ steals 11 times... Hit 2+3FGM 22 times, including 3+ nine times.

2011-12 (New Orleans)

- In 41 games (all starts), averaged 10.8 points, 5.2 rebounds, 3.3 assists and 1.7 steals in 32.9 minutes per game while shooting 41.7% from the floor, 33.3% from 3-point range and 77.5% from the line.
- Missed eight games with a groin strain, five with a sore right ankle and two due to illness.
- Scored 20+ points five times... Had 3+ steals 10 times... Hit 2+ 3FGM six times.

#1 Trevor Ariza

2010-11 (New Orleans)

- In 75 games (all starts), averaged 11.0 points, 5.4 rebounds, 2.2 assists and 1.6 steals (9th in NBA) in 34.7 minutes per game while shooting 39.8% from the floor, 30.3% from 3-point range and 70.1% from the line.
- Missed three games with a right medial ankle sprain, two with a strained left abductor and one with tendinitis in his right ankle.
- Scored 20+ points three times... Grabbed 10+ rebounds four times and posted three double-doubles... Had 3+ steals 16 times... Hit 2+ 3FGM 27 times, including 3+ six times.
- **Playoffs:** Started in all six games of the First Round series vs. the L.A. Lakers, averaging 15.5 points 6.5 rebounds, 3.3 assists and 1.3 steals in 40.2 minutes per game while shooting 41.2% from the floor, 33.3% from 3-point range and 72.7% from the line... Scored 20+ points twice... Recorded his first career playoff double-double with 12 points and 12 rebounds in Game 3 vs. the Lakers on 4/22/11.

2009-10 (Houston)

- In 72 games with 71 starts, averaged 14.9 points, 5.6 rebounds, 3.8 assists and 1.8 steals (6th in NBA) in 36.5 minutes per game while shooting 39.4% from the floor, 33.4% from 3-point range and 64.9% from the line.
- Missed one game with a left hip pointer (2/9/10), seven games with a severe left hip pointer (2/24-3/7/10) and one game with flu-like symptoms (4/2/10).
- Scored 20+ points 12 times, including 30+ twice... Recorded six double-doubles, including one triple-double with 26 points, 10 rebounds and 10 assists vs. New Orleans on 4/14/10.
- Had 3+ steals 14 times... Hit 2+ 3FGM 40 times, including 3+ 19 times.

2008-09 (L.A. Lakers)

- Appeared in all 82 games with 20 starts, averaging 8.9 points, 4.3 rebounds, 1.8 assists and 1.7 steals (9th in NBA) while shooting 46.0% from the floor, 31.9% from 3-point range and 71.0% from the line.
- Scored 26 points vs. Dallas on 3/15/09... Had 11 points and 11 rebounds vs. Sacramento on 11/23/08... Had 3+ steals 20 times... Hit 2+ 3FGM 16 times, including 3+ four times.
- **Playoffs:** Started all 23 games during the Lakers title run, averaging 11.3 points, 4.2 rebounds 2.3 assists and 1.6 steals in 31.4 minutes per game while shooting 49.7% from the floor, 47.6% from 3-point range and 56.3% from the line... Scored 20+ points twice.

2007-08 (Orlando/L.A. Lakers)

- In 35 games with three starts, averaged 5.5 points, 3.1 rebounds and 1.3 assists in 15.6 minutes per game while shooting 50.7% from the floor, 27.8% from 3-point range and 65.3% from the line.
- Traded to the Lakers on 11/20/07... Missed the final 44 games with a fractured right foot... Scored in double-figures eight times... Had 11 points and 11 rebounds vs. Seattle on 11/13/07.
- **Playoffs:** Appeared in eight games for the L.A. Lakers during their run to the NBA Finals, averaging 2.1 points and 1.4 assists in 5.6 minutes per game while shooting 58.3% from the floor, 1-of-4 from 3-point range and 75.0% from the line.

2006-07 (Orlando)

- In 57 games with seven starts, averaged 8.9 points, 4.4 rebounds, 1.1 assists and 1.0 steals in 22.4 minutes per game while shooting 53.9% from the floor, 0-of-7 from 3-point range and 62.0% from the line.
- Missed five games with a sore right foot (11/1-11/8/06), 19 games with a sprained MCL in his right knee (1/12-2/21/07) and recorded one DNP-CD.
- Scored in double-figures 24 times, including 20+ twice... Had 16 points and 10 rebounds vs. Miami on 12/30/06... Had 3+ steals seven times.
- **Playoffs:** Appeared in all four games of the First Round series vs. Detroit, averaging 2.8 points, 2.3 rebounds and 1.3 assists in 11.8 minutes per game while shooting 31.3% from the floor and 1-of-4 from the line.

2005-06 (New York/Orlando)

- In 57 games with 10 starts, averaged 4.6 points, 3.8 rebounds, 1.1 assists and 1.0 steals in 17.5 minutes per game while shooting 41.2% from the floor, 1-of-5 from 3-point range and 60.0% from the line.
- Traded to the Magic on 2/22/06... Was on the inactive list 12 times, including two games due to back spasms (1/30-1/31/06)... Also recorded 12 DNP-CD's.
- Scored in double-figures seven times... Grabbed 10+ rebounds three times and recorded two double-doubles... Had 3+ steals five times.

2004-05 (New York)

- In 80 games with 12 starts, averaged 5.9 points, 3.0 rebounds and 1.1 assists in 17.3 minutes per game while shooting 44.2% from the floor, 23.1% from 3-point range and 69.5% from the line.
- On 11/3/04 at Minnesota, became the youngest player to wear a Knicks uniform at 19 years, four months and four days old.
- Had a season-high 21 points vs. Phoenix on 1/25/05... Also had 11 rebounds in that game for his only double-double of the season... Recorded 10+ boards one other time... Had 3+ steals five times.

College

- Declared for the NBA Draft following his freshman campaign at UCLA. Played in 25 games (23 starts) in his lone season with the Bruins.
- Earned All-Pac 10 Freshman Team honors , averaging 11.6 points, 6.5 rebounds and a team-high 1.7 steals.

#1 Trevor Ariza

Personal

- Has three children, Tajh, Tristan and Taylor... Draws inspiration from the memory of his younger brother, Tajh, who died in a 1996 accident... Lists his mother as his most influential person growing up.
- Founded The Trevor Ariza Foundation, which is a non-profit organization dedicated to the support, information, education and advocacy of asthma disease... Primary goal of foundation is to increase awareness and educate patients and the general public about factors contributing to health problems in allergic and non-allergic asthmatic athletes and children.
- Named a Parade Second-Team All-American after prep career at Westchester High School in Los Angeles... Had jersey #4 retired by Westchester.
- Watching Penny Hardaway play while growing up inspired him to play basketball... Also played football.
- Enjoys playing FIFA with teammates to relax before games.
- Favorite TV shows are The Fresh Prince of Bel-Air, SportsCenter and Inside Stuff.
- Favorite movies are Fast Times at Ridgemont High, He Got Game and Anchorman.
- Favorite books are The Art of War, Johnny Long Legs and The Outsiders.
- Enjoys helping people cope with problems and would have liked to become a psychologist if he wasn't playing basketball.
- Favorite meal is spaghetti.
- Most memorable playing moment of his career was winning the NBA Championship with the Lakers in 2009.



#2 Patrick Beverley



Personal Info

Height

6-1

Weight

185

Birthdate

7/12/88

Birthplace

Chicago, IL

High School

John Marshall Metro (Chicago, IL)

Prior to NBA

Arkansas

NBA Experience

4

Drafted

2009 (42nd overall) by L.A. Lakers

Career Highs

	Regular Season	Playoffs		Regular Season	Playoffs
PTS	22 vs. Chi 3/31/16	16 (3 times)	OR	5 (2 times)	5 at OKC 4/24/13
FGM	9 vs. Chi 3/31/16	7 at OKC 4/24/13	DR	9 vs. NO 3/2/16	7 at OKC 4/24/13
FGA	16 (2 times)	15 at Por 4/25/14	TR	12 (2 times)	12 at OKC 4/24/13
3FGM	6 vs. Dal 11/22/14	4 at Por 4/25/14	AST	12 vs. Sac 4/13/16	6 at OKC 4/24/13
3FGA	12 vs. Cha 12/31/14	6 at Por 4/25/14	STL	6 vs. Sac 4/13/16	2 (2 times)
FTM	7 at Pho 2/23/14	6 at GS 4/18/16	BLK	3 (2 times)	2 at GS 4/18/16
FTA	8 (2 times)	6 at GS 4/18/16	MIN	46:04 at Den 12/17/14	41:33 at Por 4/25/14

Career Statistics

REGULAR SEASON

YEAR	G-S	MIN	FGM-A	PCT	3FGM-A	PCT	FTM-A	PCT	REBOUNDS	AST	PF-D	ST	TO	BLK	TP	RPG	APG	PPG
12-13 Houston	41-0	713	79-189	.418	36-96	.375	34-41	.829	45-64-109	117	83-0	37	44	21	228	2.7	2.9	5.6
13-14 Houston	56-55	1751	199-481	.414	92-255	.361	83-102	.814	72-124-196	151	174-4	77	66	23	573	3.5	2.7	10.2
14-15 Houston	56-55	1727	204-532	.383	115-323	.356	45-60	.750	67-170-237	192	182-3	59	83	23	568	4.2	3.4	10.1
15-16 Houston	71-63	2041	258-594	.434	124-310	.400	60-88	.682	73-177-250	239	234-1	94	91	26	700	3.5	3.4	9.9
TOTALS	224-173	6231	740-1796	.412	367-984	.373	222-291	.763	257-535-792	699	673-8	267	284	93	2069	3.5	3.1	9.2

PLAYOFFS

YEAR	G-S	MIN	FGM-A	PCT	3FGM-A	PCT	FTM-A	PCT	REBOUNDS	AST	PF-D	ST	TO	BLK	TP	RPG	APG	PPG
12-13 Houston	6-5	200	28-65	.431	8-24	.333	7-7	1.000	11-22-33	17	24-0	7	6	4	71	5.5	2.8	11.8
13-14 Houston	6-6	202	19-50	.380	7-22	.318	7-10	.700	13-12-25	11	21-1	3	4	2	52	4.2	1.8	8.7
14-15 Houston									INACTIVE - LEFT WRIST INJURY									
15-16 Houston	5-5	129	10-37	.270	3-14	.214	6-6	1.000	4-18-22	11	17-0	2	4	2	29	4.4	2.2	5.8
TOTALS	17-16	531	57-152	.375	18-60	.300	20-23	.870	28-52-80	39	62-1	12	14	8	152	4.7	2.3	8.9

Career Transactions

Originally drafted by the L.A. Lakers in the second round (42nd overall) of the 2009 NBA Draft and later traded to Miami... Signed by the Heat on Aug. 2, 2010... Waived by Miami on Oct. 25, 2010... Signed as a free agent by Houston to a multi-year deal on Jan. 7, 2013... Re-signed with Houston on July 9, 2015.

#2 Patrick Beverley

2015-16 Notes/Career Highlights

- In 71 games with 63 starts, averaged 9.9 points, 3.5 rebounds, 3.4 assists and 1.32 steals in 28.7 minutes per game while shooting 43.4% from the floor, 40.0% from 3-point range and 68.2% from the line.
- Missed two games with a concussion (11/6-11/7), seven with a left ankle sprain (11/14-11/21; 1/20-1/22) and one due to personal reasons (1/13)... Recorded a DNP-CD on 1/17 but did not play due to a left ankle sprain.
- Started his final 63 games played after coming off the bench his first eight games played.
- In 63 games as a starter, had 89 steals with 80 turnovers and 94 steals with 91 turnovers overall... Ranked 14th in steal-to-turnover ratio (1.03)... Had a career-high 6 steals in the season finale vs. Sacramento on 4/13.
- From the start of January (44 games played), had an assist-to-turnover ratio of 3.23 after having a 1.69 ratio his first 27 games played... Ranked 16th in assist-to-turnover ratio (2.63) for the season.
- Six of his top eight scoring performances came after All-Star break, including a career-high 22 points vs. Chicago on 3/31... Marked fourth 20-point effort of his career and the first since 11/22/14.
- Post All-Star break (27 games), averaged 11.4 points (45.4% FGs), 4.4 rebounds and 4.4 assists after averaging 8.9 ppg (42.0% FGs), 3.0 rpg and 2.8 apg his first 44 games played.
- Had 18 points with 10 assists vs. Minnesota on 3/18, marking the third double-double of his career... Also had a career-high 12 assists in the season finale vs. Sacramento on 4/13.
- Had 5+ assists in 10 of the final 16 games (5.4 apg), after doing so eight times his first 55 games played (2.7 apg).
- 52.2% of his shot attempts were from 3-point range in 2015-16, down from 60.7% in 2014-15... Shot a career-high 40.0% from 3-point range in 2015-16 after shooting 36.1% his first three seasons combined.
- **2016 Playoffs:** Started all five games of the First Round series vs. Golden State, averaging 5.8 points, 4.4 rebounds and 2.2 assists in 25.8 minutes per game while shooting 27.0% from the floor, 21.4% from 3-point range and 6-of-6 from the line.

2014-15 (Houston)

- In 56 games with 55 starts, averaged 10.1 points, 4.2 rebounds, 3.4 assists and 1.1 steals in 30.8 minutes per game while shooting 38.3% from the floor, 35.6% from 3-point range and 75.0% from the line.
- Underwent season-ending surgery on his left wrist on 3/30/15... Also missed 11 games with a strained left hamstring, two games with flu-like symptoms and recorded one DNP-CD.
- Won the Taco Bell Skills Challenge held during All-Star Weekend.
- Scored in double-figures 31 times, including a career-high tying 20 points vs. Dallas on 11/22/14... Also hit a career-high 6 3FGM in that game... Hit 2+ 3FGM 36 times, including 3+ 18 times.
- Recorded two double-doubles... Had a career-high 12 rebounds vs. Phoenix on 3/21/15.
- Had 3+ steals six times, including a season-high 4 vs. Toronto on 2/21/15.
- **Playoffs:** Missed the entire postseason with a left wrist injury.

2013-14 (Houston)

- In 56 games with 55 starts, averaged 10.2 points, 3.5 rebounds, 2.7 assists and 1.4 steals in 31.3 minutes per game while shooting 41.4% from the floor, 36.1% from 3-point range and 81.4% from the line.
- Injured his right hand at Detroit on 12/21/13 and missed the next 14 games... Suffered a right knee injury vs. Philadelphia on 3/27/14 and missed the next eight games.
- Scored in double-figures 28 times, including 20+ twice... Had 10+ rebounds twice, including 10 rebounds, 8 assists and 5 steals while going scoreless vs. Cleveland on 2/1/14.
- Became first player to go scoreless while posting 10+ boards, 8+ assists and 5+ steals in a game since steals were officially tracked in 1973-74.
- Had 3+ steals 12 times... Hit 2+ 3FGM 25 times, including 3+ 15 times.
- **Playoffs:** Started all six games of the First Round series vs. Portland, averaging 8.7 points, 4.2 rebounds and 1.8 assists in 33.7 minutes per game while shooting 38.0% from the floor, 31.8% from 3-point range and 70.0% from the line.

2012-13 (Houston)

- In 41 games, averaged 5.6 points, 2.9 assists and 2.7 rebounds in 17.4 minutes per game while shooting 41.8% from the floor, 37.5% from 3-point range and 82.9% from the line.
- Began the season assigned to the Rockets NBA Development League affiliate, Rio Grande Valley and appeared in three games (all starts), averaging 13.7 points, 7.0 assists, 6.7 rebounds and 2.0 steals in 37.3 minutes per game while shooting 34.1% from the floor, 36.8% from 3-point range and 6-of-6 from the line.
- Scored in double-figures six times for the Rockets... Had 3+ steals four times... Hit 2+ 3FGM seven times, including 3+ three times.
- **Playoffs:** Appeared in all six games (five starts) of the First Round series vs. Oklahoma City, averaging 11.8 points, 5.5 rebounds, 2.8 assists and 1.2 steals in 33.3 minutes per game while shooting 43.1% from the floor, 33.3% from 3-point range and 7-of-7 from the line.
- Prior to joining the Rockets, played for Spartak St. Petersburg of the Russian league... In six PBL games, averaged 14.0 points, 3.5 rebounds, 3.5 assists and 2.0 steals... In eight VTB games, averaged 9.4 points, 4.5 rebounds, 3.6 assists and 1.3 steals... In 6 Eurocup games, averaged 12.2 points, 4.0 rebounds, 2.8 assists and 1.3 steals.

2011-12 (International)

- Played for Spartak St. Petersburg of the Russian league... In 22 PBL games, averaged 15.0 points, 5.8 rebounds, 4.9 assists and 2.3 steals... In 16 VTB league games, averaged 13.1 points, 5.4 rebounds, 4.4 assists and 2.1 steals... In 18 Eurocup games, averaged 13.8 points, 4.2 rebounds, 3.7 assists and 2.1 steals... Named Eurocup MVP.

#2 Patrick Beverley

2010-11 (International)

- **Summer 2010:** Appeared in four games with three starts for Miami in the NBA Summer League in Las Vegas, averaging 5.8 points, 4.8 rebounds, 1.8 assists and 2.25 steals in 24.8 minutes per game while shooting 34.8% from the floor, 0-of-1 from 3-point range and 70.0% from the line.
- Spent training camp and preseason with Miami before being waived... In January, signed with Spartak St. Petersburg of the Russian league... In 24 PBL games, averaged 14.1 points, 6.2 rebounds, 3.8 assists and 1.8 steals... In eight EuroChallenge games, averaged 15.6 points, 5.1 rebounds, 3.3 assists and 1.5 steals.

2009-10 (International)

- Played for Olympiacos B.C. of the Greek league... In 22 league games, averaged 4.9 points, 2.8 rebounds and 1.6 assists... In 19 Euroleague games, averaged 2.7 points and 1.9 rebounds.

2008-09 (International)

- Played for Dnipro Dnipropetrovsk of the Ukrainian league... In 46 games, averaged 16.7 points, 7.0 rebounds, 3.6 assists, 2.2 steals and 1.3 blocks.

College


- Was a 2008 Wooden Award and Naismith Trophy candidate.
- Started 33 of 35 games as a sophomore, ranking first on Razorbacks in rebounding (6.6 rpg), steals (1.3 spg) and 3-point percentage (.378)... Was also second on the team in points (12.1 ppg) and third in assists (2.4 apg) in 2007-08.
- Named SEC Freshman of the Year and earned Second-Team All-SEC honors in 2006-07.

Personal

- Son of Lisa Beverley... Helped his mother open her own nail salon studio in Houston even before signing with the Rockets.
- Featured in the 2007 documentary Hoop Reality, which is the sequel to the 1995 documentary Hoop Dreams.
- As a senior at John Marshall Metropolitan High School, led the state in scoring (37.3 ppg) and was named Co-Player of the Year.
- Enjoys playing video games and spades and watching movies.
- Lists his mother as his most influential person growing up and her turkey sausage lasagna as his favorite meal.
- Favorite player growing up was Kevin Garnett.



#33 Corey Brewer



Personal Info

Height

6-9

Weight

186

Birthdate

3/5/86

Birthplace

Portland, TN

High School

Portland High (TN)

Prior to NBA

Florida

NBA Experience

9

Drafted

2007 (7th overall) by Minnesota

Career Highs

	Regular Season	Playoffs		Regular Season	Playoffs
PTS	51 vs. Hou 4/11/14	22 at Dal 4/26/15	OR	6 at Mem 4/12/08	3 at LAC 5/14/15
FGM	19 vs. Hou 4/11/14	9 at Dal 4/26/15	DR	14 at Atl 12/6/07	7 at LAC 5/14/15
FGA	30 vs. Hou 4/11/14	16 vs. GS 4/23/13	TR	18 at Atl 12/6/07	10 at LAC 5/14/15
3FGM	6 (2 times)	3 (3 times)	AST	9 vs. LAL 12/14/14	6 at GS 4/16/16
3FGA	9 (2 times)	11 vs. GS 4/23/13	STL	6 (5 times)	3 (3 times)
FTM	11 vs. Hou 4/11/14	6 at GS 5/27/15	BLK	3 (5 times)	1 (8 times)
FTA	15 vs. Hou 4/11/14	8 at GS 4/28/13	MIN	47:32 at Dal 3/19/14	32:20 at Dal 4/26/15

Career Statistics

REGULAR SEASON

YEAR	G-S	MIN	FGM-A	PCT	3FGM-A	PCT	FTM-A	PCT	REBOUNDS	OFF-DEF-TOT	AST	PF-D	ST	TO	BLK	TP	RPG	APG	PPG
07-08 Minnesota	79-35	1803	182-486	.374	7-36	.194	88-110	.800	82-210-292	111	188-2	76	89	25	459	3.7	1.4	5.8	
08-09 Minnesota	15-8	307	37-90	.411	5-12	.417	14-19	.737	18-31-49	25	37-0	15	13	3	93	3.3	1.7	6.2	
09-10 Minnesota	82-82	2482	409-949	.431	82-237	.346	166-256	.648	70-209-279	193	224-4	117	164	29	1066	3.4	2.4	13.0	
10-11 Min.-N.Y.-Dal.	69-24	1510	193-488	.395	30-112	.268	136-192	.708	57-118-175	89	159-1	100	87	16	552	2.5	1.3	8.0	
11-12 Denver	59-17	1287	201-463	.434	33-127	.260	90-130	.692	43-107-150	88	113-0	72	56	17	525	2.5	1.5	8.9	
12-13 Denver	82-2	2003	375-883	.425	91-307	.296	149-216	.690	55-180-235	124	154-0	118	102	23	990	2.9	1.5	12.1	
13-14 Minnesota	81-81	2609	388-807	.481	59-211	.280	163-227	.718	63-144-207	135	210-1	151	105	30	998	2.6	1.7	12.3	
14-15 Min.-Hou.	80-17	2087	343-805	.426	63-235	.268	168-226	.743	80-217-297	173	173-1	114	131	19	917	3.7	2.2	11.5	
15-16 Houston	82-12	1669	212-552	.384	61-224	.272	105-140	.750	42-157-199	109	168-1	84	78	19	590	2.4	1.3	7.2	
TOTALS	629-278	15758	2340-5523	.424	431-1501	.287	1079-1516	.712	510-1373-1883	1047	1426-10	847	825	181	6190	3.0	1.7	9.8	

PLAYOFFS

YEAR	G-S	MIN	FGM-A	PCT	3FGM-A	PCT	FTM-A	PCT	REBOUNDS	OFF-DEF-TOT	AST	PF-D	ST	TO	BLK	TP	RPG	APG	PPG
10-11 Min.-N.Y.-Dal.	6-0	23	4-9	.444	1-3	.333	0-0	---	0-2-2	1	5-0	4	2	0	9	0.3	0.2	1.5	
11-12 Denver	7-0	116	23-54	.426	6-20	.300	6-8	.750	6-8-14	6	11-0	7	2	2	58	2.0	0.9	8.3	
12-13 Denver	6-0	146	21-68	.309	9-36	.250	14-21	.667	3-8-11	7	19-0	6	7	1	65	1.8	1.2	10.8	
14-15 Houston	17-0	428	72-167	.431	12-42	.286	35-55	.636	11-36-47	19	48-0	11	15	4	191	2.8	1.1	11.2	
15-16 Houston	5-1	77	7-27	.259	1-10	.100	7-8	.875	3-4-7	8	13-0	0	6	1	22	1.4	1.6	4.4	
TOTALS	41-1	791	127-325	.391	29-111	.261	62-92	.674	23-58-81	41	96-0	28	32	8	345	2.0	1.0	8.4	

Career Transactions

Selected by Minnesota in the first round of the 2007 NBA Draft (7th overall)... Part of a three-team, 12-player deal that sent Brewer to New York in exchange for Eddy Curry and Anthony Randolph with New York also acquiring Carmelo Anthony, Chauncey Billups, Anthony Carter, Renaldo Balkman and Shelden Williams from Denver and Denver acquiring Wilson Chandler, Danilo Gallinari, Raymond Felton, Timofey Mozgov, a first round draft pick, two second round draft picks and cash considerations on 2/22/11... Waived by New York on 3/1/11... Signed by Dallas as a free agent on 3/3/11... Traded to Denver, along with Rudy Fernandez, for a second-round draft pick on 12/13/11... Signed by Minnesota as a free agent on 7/12/13... Part of a three-team deal that sent Brewer to Houston in exchange for Troy Daniels and a second round draft pick on 12/19/14... Re-signed with Houston on 7/14/15

#33 Corey Brewer

2015-16 Notes/Career Highlights

- In 82 games with 12 starts, averaged 7.2 points, 2.4 rebounds, 1.3 assists and 1.02 steals in 20.4 minutes per game while shooting 38.4% from the floor, 27.2% from 3-point range and 75.0% from the line.
- One of 18 players to appear in all 82 games in 2015-16
- Came off the bench the final 27 games after starting the 11 games prior... In 12 starts overall in 2015-16, averaged 10.6 points, 2.8 rebounds, 2.0 assists and 1.17 steals in 27.5 minutes per game.
- Scored in double-figures 24 times, including 20+ four times.
- Joined Manu Ginobili and Toney Douglas as the only players to average at least 7.0 points, 2.0 rebounds and 1.00 steals in fewer than 21.0 minutes per game last season.
- Had 84 steals with 78 turnovers in 2015-16 and ranked 11th in steal-to-turnover ratio (1.08)... For his career, has more steals (847) than turnovers (825).
- Recorded 2+ steals 24 times this season, including 3+ 11 times
- Hit a 30-footer with 0.9 seconds remaining to force overtime vs. Portland on 11/18.
- **2016 Playoffs:** Appeared in all five games with one start of the First Round series vs. Golden State, averaging 4.4 points, 1.6 assists and 1.4 rebounds in 15.4 minutes per game while shooting 25.9% from the floor, 10.0% from 3-point range and 87.5% from the line.

2014-15 (Minnesota/Houston)

- In 80 games with 17 starts, averaged 11.5 points, 3.7 rebounds, 2.2 assists and 1.4 steals in 26.1 minutes per game while shooting 42.6% from the floor, 26.8% from 3-point range and 74.3% from the line.
- Acquired by Houston via a three-way trade with Minnesota and Philadelphia on 12/19/14.
- In 56 games with one start for Houston, averaged 11.9 points, 3.6 rebounds, 1.7 assists and 1.1 steals in 25.1 minutes per game while shooting 42.9% from the line, 28.4% from 3-point range and 76.4% from the line.
- Scored 20+ points nine times (all with the Rockets), including a season-high 26 points vs. Toronto on 2/21/15.
- Grabbed 10+ rebounds four times (all with the Rockets), including a season-high 12 vs. Orlando on 3/17/15, and posted three double-doubles.
- Had 3+ steals 18 times, including a career-high tying 6 vs. New York on 11/19/14... Hit 2+ 3FGM 15 times, including a 6-of-8 performance for Houston at San Antonio on 12/28/14.
- **Playoffs:** Appeared in all five games with one start of the First Round series vs. Golden State, averaging 4.4 points, 1.6 assists and 1.4 rebounds in 15.4 minutes per game while shooting 25.9% from the floor, 10.0% from 3-point range and 87.5% from the line.

2013-14 (Minnesota)

- Appeared in all but one game (all starts), averaging 12.3 points, 2.6 rebounds, 1.7 assists and 1.9 steals (7th in NBA) in 32.2 minutes per game while shooting 48.1% from the floor, 28.0% from 3-point range and 71.8% from the line... Missed one game due to personal reasons (at OKC on 2/5/14).
- Scored 20+ points seven times, including a career-high 51 points (19-30 FGs, 2-6 3FGs, 11-15 FTs) vs. Houston on 4/11/14... Also had 6 steals in that game, joining Rick Barry, Allen Iverson and Michael Jordan as the only players in league history with 50+ points and 6+ steals in a single game.
- Had 12 rebounds at Memphis on 12/15/13... Had 3+ steals 23 times... Hit 2+ 3FGM 10 times, including 3+ five times).

2012-13 (Denver)

- Appeared in all 82 games for Denver with two starts, averaging 12.1 points, 2.9 rebounds, 1.5 assists and 1.4 steals in 24.4 minutes per game while shooting 42.5% from the floor, 29.6% from 3-point range and 69.0% from the line.
- Scored 20+ points 11 times... Had 3+ steals 14 times... Hit 2+ 3FGM 28 times, including 3+ seven times.
- **Playoffs:** Appeared in all six games of the First Round series vs. Golden State, averaging 10.8 points, 1.8 rebounds, 1.2 assists and 1.0 steals in 24.3 minutes per game while shooting 30.9% from the floor, 25.0% from 3-point range and 66.7% from the line.

2011-12 (Denver)

- In 59 games with 17 starts for Denver, averaging 8.9 points, 2.5 rebounds, 1.5 assists and 1.2 steals in 21.8 minutes per game while shooting 43.4% from the floor, 26.0% from 3-point range and 69.2% from the line.
- Missed four games from 2/2-2/9/12 due to personal reasons and also recorded three DNP-CD's.
- Scored in double-figures 24 times, including 20+ three times... Had 3+ steals nine times... Hit 2+ 3FGM seven times, including 3+ three times.
- **Playoffs:** Appeared in all five games with one start of the First Round series vs. Golden State, averaging 4.4 points, 1.6 assists and 1.4 rebounds in 15.4 minutes per game while shooting 25.9% from the floor, 10.0% from 3-point range and 87.5% from the line.

2010-11 (Minnesota/Dallas)

- In 56 games with 22 starts, averaged 8.6 points, 2.7 rebounds, 1.4 assists and 1.6 steals in 24.3 minutes per game while shooting 38.4% from the floor, 26.3% from 3-point range and 70.8% from the line.
- Acquired by New York as part of a three-way trade with Minnesota and Denver on 2/22/11 and was waived by the Knicks on 3/1/11... Signed as a free agent with Dallas on 3/3/11.
- Appeared in 13 games with two starts for the Mavericks over the remainder of the season... Recorded three DNP-CD's with the Mavs and was on the inactive list for six additional games.
- Scored in double-figures 30 times, including 20+ three times... Had 3+ steals 13 times... Hit 2+ 3FGM seven times.
- **Playoffs:** Appeared in six games for Dallas during its Championship run, playing a total of 23 minutes.

2009-10 (Minnesota)

- Started all 82 games, averaging 13.0 points, 3.4 rebounds, 2.4 assists and 1.4 steals in 30.3 minutes per game while shooting 43.1% from the floor, 34.6% from 3-point range and 64.8% from the line.
- Scored 20+ points 14 times... Recorded his first career double-double with 22 points and 13 rebounds vs. Denver on 11/25/09.
- Had 3+ steals 13 times... Hit 2+ 3FGM 26 times, including 3+ six times.

#33 Corey Brewer

2010-11 (Minnesota)

- In 15 games with eight starts, averaged 6.2 points, 3.3 rebounds, 1.7 assists and 1.0 steals in 20.5 minutes per game while shooting 41.1% from the floor, 41.7% from 3-point range and 73.7% from the line.
- Suffered a torn anterior cruciate ligament in his right knee vs. Denver on 11/29/08, underwent surgery on 12/17/08 and missed the final 67 games of the season... Scored in double-figures twice.

College

- Played three seasons at the University of Florida... Averaged 11.3 points (47.9% FGs, 35.6% 3FGs, 70.8% FTs), 4.3 rebounds, 2.8 assists and 1.6 steals in 108 games (106 starts).
- Member of Florida's National Championship teams in 2006 and 2007... Named Most Outstanding Player of the 2007 NCAA Tournament Final Four.
- Earned First Team All-SEC honors and named the SEC Co-Defensive Player of the Year as a junior.

Personal

- Parents are Pee Wee and Glenda Brewer... Lists his father as his most influential person growing up.
- This past summer, hosted his seventh annual "Back 2 Back Basketball Camp" in Gainesville, Fla., teaching basketball fundamentals, healthy living and diabetes prevention.
- Actively participates in fundraising events for the American Diabetes Association and the Juvenile Diabetes Association as the disease has impacted his immediate family.
- Named to the McDonald's All-American Team in 2004 after averaging 29.4 points and 12.8 rebounds per game during his senior season at Portland High School... Also played baseball, football and soccer growing up.
- Interested in pursuing a career in broadcasting when his playing career is over.
- Favorite TV shows are Dexter, Prison Break and Martin... Favorite movies are Life, Escape Plan and CB4.
- Favorite player growing up was Scottie Pippen.



#15 Clint Capela



Personal Info

Height

6-10

Weight

240

Birthdate

5/18/94

Birthplace

Geneva, Switzerland

High School

INSEP (Paris, France)

Prior to NBA

Elan Chalon/Switzerland

NBA Experience

2

Drafted

2014 (25th overall) by Houston

Career Highs

	Regular Season	Playoffs		Regular Season	Playoffs
PTS	18 at NY 11/29/15	9 at GS 5/19/15	OR	7 (2 times)	4 at GS 4/16/16
FGM	7 (2 times)	4 (2 times)	DR	12 vs. Sac 4/13/16	8 at GS 4/16/16
FGA	14 vs. Det 1/20/16	5 vs. Dal 4/18/15	TR	17 vs. Sac 4/13/16	12 at GS 4/16/16
3FGM			AST	4 at NO 12/26/15	2 vs. LAC 5/12/15
3FGA	1 vs. Mem 3/14/16		STL	4 at Det 11/30/15	2 at GS 4/27/16
FTM	5 vs. Atl 12/29/15	3 at Dal 4/24/15	BLK	4 (4 times)	2 (2 times)
FTA	10 at SA 1/27/16	4 (2 times)	MIN	36:24 at NY 11/29/15	17:34 at GS 4/16/16

Career Statistics

REGULAR SEASON

YEAR	G-S	MIN	FGM-A	PCT	3FGM-A	PCT	FTM-A	PCT	REBOUNDS OFF-DEF-TOT	AST	PF-D	ST	TO	BLK	TP	RPG	APG	PPG
14-15 Houston	12-0	90	14-29	.483	0-0	---	4-23	.174	10-26-36	2	14-0	1	5	9	32	3.0	0.2	2.7
15-16 Houston	77-35	1471	231-397	.582	0-1	.000	80-211	.379	194-300-494	47	190-3	59	60	92	542	6.4	0.6	7.0
TOTALS	89-35	1560	245-426	.575	0-1	.000	84-234	.359	204-326-530	49	204-3	60	65	101	574	6.0	0.6	6.4

PLAYOFFS

YEAR	G-S	MIN	FGM-A	PCT	3FGM-A	PCT	FTM-A	PCT	REBOUNDS OFF-DEF-TOT	AST	PF-D	ST	TO	BLK	TP	RPG	APG	PPG
14-15 Houston	17-0	127	21-31	.677	0-0	---	15-29	.517	13-29-42	5	19-0	3	3	9	57	2.5	0.3	3.4
15-16 Houston	5-0	43	3-9	.333	0-0	---	2-5	.400	8-12-20	2	5-0	3	3	2	8	4.0	0.4	1.6
TOTALS	22-0	170	24-40	.600	0-0	---	17-34	.500	21-41-62	7	24-0	6	6	11	65	2.8	0.3	3.0

Career Transactions

Selected by Houston with the 25th overall pick in the 2014 NBA Draft.

#15 Clint Capela

2015-16 Notes/Career Highlights

- In 77 games with 35 starts, averaged 7.0 points, 6.4 rebounds and 1.19 blocks in 19.1 minutes per game while shooting 58.2% from the floor and 37.9% from the line.
- Was the only player in the league to average at least 7.0 ppg and 6.0 rpg in fewer than 20.0 minutes per game.
- Missed one game due to illness (12/14), one game with a left hip flexor strain (2/2) and three games (2/25-2/29) with a right foot sprain.
- Would have ranked fourth in the NBA in FG% (.582) if he qualified... shot 48.3% as a rookie in 2014-15.
- Came off the bench in each of his final 31 games played after starting the previous 21 games... In 35 starts overall, averaged 8.3 points, 7.7 rebounds, 0.97 steals and 1.11 blocks in 22.9 minutes per game.
- Only played 20+ minutes three times over the final 32 games, averaging 15.5 mpg, after averaging 21.7 mpg his first 45 games played.
- Scored in double-figures 20 times in 2015-16 after doing so once as a rookie in 2014-15.
- Grabbed 10+ rebounds 18 times in 2015-16, including a career-high 17 in the season finale vs. Sacramento on 4/13, after having more than 6 boards once as a rookie in 2014-15... Had 10 double-doubles this season.
- Recorded 2+ blocks 24 times in 2015-16, including 3+ eight times.
- Had 59 steals with 60 turnovers overall in 2015-16.
- Had 3 blocks and 2 steals in 8 minutes of play vs. Memphis on 11/25... Dating back to 1985-86, was the first player to record 2+ steals and 3+ blocks in 8 or fewer minutes played.
- **2016 Playoffs:** Appeared in all five games of the First Round series vs. Golden State, averaging 1.6 points and 4.0 rebounds in 8.6 minutes per game while shooting 33.3% from the floor and 40.0% from the line.

2014-15 (Houston)

- In 12 games, averaged 2.7 points and 3.0 rebounds in 7.5 minutes per game while shooting 48.3% from the floor and 17.4% from the line... Was on the inactive list 56 times and recorded 14 DNP-CD's.
- Was assigned to the Rockets NBA Development League affiliate, Rio Grande Valley five times (11/10-12/2/14, 12/16-12/14/14, 12/27/14-1/25/15, 1/29-2/9/15, 2/19-3/27/15), appearing in 38 games with 32 starts, averaging 16.0 points, 9.7 rebounds and 3.0 blocks (2nd in D-League) in 24.4 minutes per game while shooting 60.1% from the floor, 0-of-3 from 3-point range and 59.6% from the line.
- Had 10 points on 4-of-4 shooting for the Rockets at Charlotte on 4/13/15.
- **Playoffs:** Appeared in all 17 games for Houston during its run to the Western Conference Finals, averaging 3.4 points and 2.5 rebounds in 7.5 minutes per game while shooting 66.7% from the floor and 51.7% from the line.

2013-14 (International)

- Played for Elan Chalou of the French League... In 30 league games, averaged 9.9 points, 7.3 rebounds and 1.7 blocks... In 10 Eurocup games, averaged 11.2 points, 6.5 rebounds and 1.1 blocks.

2012-13 (International)

- Played for Elan Chalou of the French League... In 14 league games, averaged 3.2 points and 2.9 rebounds... In seven Euroleague games, averaged 2.3 points and 3.0 rebounds... Also played for Elan Chalou's under-21 team.

Personal

- Born in Geneva, Switzerland and has played for the Swiss National Team... Parents are from Angola and the Congo.
- Played for the World Team in the 2014 Nike Hoop Summit.
- Played soccer growing up and still enjoys watching it and playing FIFA.
- Favorite TV shows are Narcos, Gotham and Empire... Favorite movies are He Got Game, Straight Outta Compton and Dope.
- Lists his older brother as his most influential person growing up and the reason why he started playing basketball.
- Favorite players growing up were Blake Griffin, Dwight Howard and Hakeem Olajuwon.
- Favorite foods are ribs and chili con queso.



#7 Sam Dekker



Personal Info

Height	6-9	High School	Sheboygan Lutheran (Sheboygan, WI)
Weight	230	Prior to NBA	Wisconsin
Birthdate	5/6/94	NBA Experience	1
Birthplace	Sheboygan, WI	Drafted	2015 (18th overall) by Houston

Career Highs

	Regular Season	Playoffs		Regular Season	Playoffs
PTS			OR	1 vs. GS 10/30/15	
FGM			DR	1 vs. GS 10/30/15	
FGA			TR		
3FGM			AST	1 vs. GS 10/30/15	
3FGA			STL		
FTM			BLK	4:30 vs. GS 10/30/15	
FTA			MIN	54:32 vs. Pho 3/14/07	

Career Statistics

REGULAR SEASON											REBOUNDS										
YEAR	G-S	MIN	FGM-A	PCT	3FGM-A	PCT	FTM-A	PCT	OFF-DEF-TOT	AST	PF-D	ST	TO	BLK	TP	RPG	APG	PPG			
15-16 Houston	3-0	6	0-0	---	0-0	---	0-0	---	0-1-1	0	0-0	1	0	0	0	0.3	0.0	0.0			
PLAYOFFS											REBOUNDS										
YEAR	G-S	MIN	FGM-A	PCT	3FGM-A	PCT	FTM-A	PCT	OFF-DEF-TOT	AST	PF-D	ST	TO	BLK	TP	RPG	APG	PPG			
15-16									INACTIVE - LOW BACK SORENESS/TIGHTNESS												

Career Transactions

Selected by Houston in the first round (18th overall pick) of the 2015 NBA Draft.

#7 Sam Dekker

2015-16 Notes/Career Highlights

- Appeared in three games for a total of six minutes.
- Missed 47 games from 11/13-2/10 after undergoing a surgical back procedure... missed the final 16 games (3/14-4/13) with low back soreness/tightness... also recorded 11 DNP-CD's (inactive three times).
- Was assigned to Rio Grande Valley of the D-League three times from 2/19-2/22, 2/23-2/28 and 3/1-3/5... in seven games for the Vipers, averaged 11.9 points and 5.3 rebounds and 1.6 assists, while shooting 41.8% from the floor, 23.7% from 3-point range and 66.7% from the line
- **2016 Playoffs:** Was inactive all five games of the First Round series vs. Golden State with low back soreness/tightness.
- **Summer 2016:** Started all five games for Houston in the NBA Summer League in Las Vegas, averaging 14.4 points, 5.6 rebounds and 2.4 assists while shooting 53.8% from the floor, 39.1% from 3-point range and 50.0% from the line.

College

- Was an early entry candidate for the 2015 NBA Draft following his junior season at Wisconsin.
- For his career, averaged 12.1 points, 5.0 rebounds and 1.3 assists.
- Member of two Final Four teams, including an appearance in the National Championship Game his final season.
- Was a Second Team All-Big Ten selection as both a sophomore and a junior.
- Averaged 19.2 points on 57.1% shooting from the floor and 41.7% shooting from 3-point range during the 2015 NCAA Tournament and was named West Regional Most Outstanding Player.
- Shot 52.5% from the floor his final season and 49.4% for his career... Committed just 114 turnovers in 113 career games..

Personal

- Born in Sheboygan, Wisconsin... Parents are Todd and Carol... Father served as his high school coach... Has two older siblings, John and Hannah.
- As a senior at Sheboygan Lutheran, was the Wisconsin Gatorade Player of the Year and a Parade All-American.
- Averaged a state-best 35.2 points per game as a senior while leading his school to its first WIAA state title... Scored 40 points in the state championship game, including the game-winning 3-pointer with two seconds left.
- Was a member of USA Basketball Men's U18 National Team, which won gold at the FIBA Americas U18 Championships in June of 2012.
- Enjoys video games, attending baseball games and playing with his dog.
- Is a Green Bay Packers fan... Also played baseball and football growing up.
- Lists The Office and South Park as his favorite TV shows and Step Brothers as his favorite movie.
- Favorite food is chocolate chip pancakes.
- Favorite player growing up was Ray Allen.



#6 Tyler Ennis



Personal Info

Height	High School
6-3	Saint Benedict's (Newark, NJ)
Weight	Prior to NBA
194	Syracuse
Birthdate	NBA Experience
8/24/94	2
Birthplace	Drafted
Brampton, Ontario	2014 (18th overall) by Phoenix

Career Highs

	Regular Season	Playoffs		Regular Season	Playoffs
PTS	15 vs. Orl 4/1/16	5 vs. Chi 4/30/15	OR	3 vs. Pho 3/30/16	3 vs. Chi 4/30/15
FGM	6 vs. Mem 3/17/16	2 vs. Chi 4/30/15	DR	4 (5 times)	1 vs. Chi 4/30/15
FGA	14 at Mem 3/14/15	9 vs. Chi 4/30/15	TR	6 at Bos 4/8/16	4 vs. Chi 4/30/15
3FGM	2 (3 times)	1 vs. Chi 4/30/15	AST	12 vs. Cha 3/26/16	3 vs. Chi 4/30/15
3FGA	5 at Mem 3/14/15	5 vs. Chi 4/30/15	STL	3 vs. Ind 4/13/16	
FTM	3 (3 times)		BLK	1 (6 times)	
FTA	4 (3 times)		MIN	39:16 at Phi 4/10/16-	16:23 vs. Chi 4/30/15

Career Statistics

REGULAR SEASON													REBOUNDS												
YEAR	G-S	MIN	FGM-A	PCT	3FGM-A	PCT	FTM-A	PCT	OFF-DEF-TOT	AST	PF-D	ST	TO	BLK	TP	RPG	APG	PPG							
14-15 Pho.-Mil.	33-1	411	52-144	.361	12-43	.279	5-7	.714	7-28-35	73	36-0	18	42	5	121	1.1	2.2	3.7							
15-16 Milwaukee	46-7	654	84-187	.449	13-39	.333	25-34	.735	13-62-75	95	64-0	25	46	1	206	1.6	2.1	4.5							
TOTALS	79-8	1065	136-331	.411	25-82	.305	30-41	.732	20-90-110	168	100-0	43	88	6	327	1.4	2.1	4.1							

PLAYOFFS													REBOUNDS												
YEAR	G-S	MIN	FGM-A	PCT	3FGM-A	PCT	FTM-A	PCT	OFF-DEF-TOT	AST	PF-D	ST	TO	BLK	TP	RPG	APG	PPG							
14-15 Milwaukee	1-0	16	2-9	.222	1-5	.200	0-0	--	3-1-4	3	1-0	0	0	0	5	4.0	3.0	5.0							

Career Transactions

Selected by Phoenix with the 18th overall pick in the 2014 NBA Draft... Traded by Phoenix to Milwaukee as part of a three-team trade with Philadelphia on 2/19/15... Traded by Milwaukee to Houston in exchange for Michael Beasley on 9/22/16.

#6 Tyler Ennis

2015-16 Notes/Career Highlights

- In 46 games with seven starts for Milwaukee, averaged 4.5 points, 2.1 assists and 1.6 rebounds in 14.2 minutes per game while shooting 44.9% from the floor, 33.3% from 3-point range and 73.5% from the line.
- Missed four games for recovering from offseason surgery on his right shoulder (10/28-11/2/15), one game with left shoulder soreness (12/4/15) and one game due to illness (1/8/16)... Also recorded 24 DNP-CD's and was inactive six times.
- In seven games as a starter, averaged 5.9 points, 3.1 assists and 2.4 rebounds in 24.8 minutes per game... Over the final 18 games of the season, averaged 7.6 points, 3.7 assists and 2.8 rebounds in 23.6 minutes per game while shooting 48.3% from the floor.
- Scored in double-figures seven times, six of which came over the final 18 games... Recorded 10+ assists twice and 2+ steals eight times.

2014-15 (Houston)

- In 33 games with one start, averaged 3.7 points, 2.2 assists and 1.1 rebounds in 12.5 minutes per game while shooting 36.1% from the floor, 27.9% from 3-point range and 71.4% from the line.
- In eight games for Phoenix, averaged 2.8 points, 1.8 assists and 0.9 rebounds in 7.3 minutes per game... Traded to Milwaukee on 2/19/15... In 25 games with one start for the Bucks, averaged 4.0 points, 2.4 assists and 1.1 rebounds in 14.1 minutes per game.
- Had 11 assists in his first career start at Memphis on 3/14/15... Scored in double-figures twice... Recorded 2+ steals four times.
- Was assigned to the Bakersfield Jam of the D-League for a total of nine games, averaging 18.4 points, 5.3 assists, 4.3 rebounds and 1.78 steals in 33.6 minutes per game while shooting 47.9% from the floor, 33.3% from 3-point range and 81.0% from the line.
- Playoffs: Appeared in Game 6 of Milwaukee's First Round series vs. Chicago and had 6 points, 3 assists and 4 rebounds in 16 minutes of play while shooting 2-of-9 from the floor and 1-of-5 from 3-point range.
- Summer 2014: Started all five games for Phoenix in the NBA Summer League in Las Vegas, averaging 4.2 points, 4.0 rebounds, 3.2 assists and 1.40 steals in 23.0 minutes per game while shooting 21.9% from the floor, 0-of-6 from 3-point range and 87.5% from the line.

College

- Was an early entry candidate for the 2014 NBA Draft following his freshman season at Syracuse... Averaged 12.9 points, 5.5 assists, 3.4 rebounds and 2.0 steals... Orange started the season 25-0
- Named USA Today All-America Second Team and earned All-ACC Second Team honors as well as ACC All-Freshman and All-Defensive team distinction... Led the ACC in assists and steals.
- Ranked sixth in the nation, and first among freshman, in assist-to-turnover ratio (3.60)... Started all 34 games for the Orange and only committed 8 turnovers during the final five minutes of those games.

Personal

- Born in Brampton, Ontario, which is a suburb of Toronto... Son of Tony McIntyre and Suzette Ennis McIntyre... Has five siblings, older brothers Brandon and Dylan, and younger sisters Brittany, Dominique and Tyllon.
- Played at St. Benedict Prep in New Jersey and led the team to consecutive State Prep A championships... Named Gatorade New Jersey Player of the Year in 2001-12.
- Is a member of the Canadian National Team... Averaged a tournament-high 20.9 points per game at the 2013 FIBA U19 World Championship.



#10 Eric Gordon



Personal Info

Height

6-4

Weight

215

Birthdate

12/25/88

Birthplace

Indianapolis, IN

High School

North Central (Indianapolis, IN)

Prior to NBA

Indiana

NBA Experience

8

Drafted

2008 (7th overall) by L.A. Clippers

Career Highs

	Regular Season	Playoffs		Regular Season	Playoffs
PTS	41 vs. OKC 1/23/09	29 vs. GS 4/25/15	OR	5 at Phi 12/15/10	1 (2 times)
FGM	14 vs. Min 12/20/10	12 vs. GS 4/25/15	DR	8 vs. Tor 2/23/15	3 vs. GS 4/23/15
FGA	26 at Por 1/20/11	21 vs. GS 4/25/15	TR	8 (3 times)	4 vs. GS 4/23/15
3FGM	7 (2 times)	5 at GS 4/20/15	AST	11 vs. SA 11/11/10	5 (2 times)
3FGA	13 vs. Dal 11/10/15	10 at GS 4/20/15	STL	5 (4 times)	1 (2 times)
FTM	16 vs. NJ 11/15/10	2 (2 times)	BLK	3 (2 times)	2 vs. GS 4/23/15
FTA	20 vs. NJ 11/15/10	2 (3 times)	MIN	53:12 at Uta 11/6/10	38:41 at GS 4/20/15

Career Statistics

REGULAR SEASON

YEAR	G-S	MIN	FGM-A	PCT	3FGM-A	PCT	FTM-A	PCT	REBOUNDS	AST	PF-D	ST	TO	BLK	TP	RPG	APG	PPG
08-09 L.A. Clippers	78-65	2677	411-901	.456	131-337	.389	299-350	.854	45-156-201	215	172-3	78	164	35	1252	2.6	2.8	16.1
09-10 L.A. Clippers	62-60	2229	352-784	.449	119-321	.371	222-299	.742	25-135-160	186	96-0	69	144	14	1045	2.6	3.0	16.9
10-11 L.A. Clippers	56-56	2112	427-949	.450	106-291	.364	287-348	.825	45-119-164	244	115-1	71	151	18	1247	2.9	4.4	22.3
11-12 New Orleans	9-9	310	63-140	.450	10-40	.250	49-65	.754	2-23-25	31	20-0	13	24	4	185	2.8	3.4	20.6
12-13 New Orleans	42-40	1264	235-584	.402	56-173	.324	187-222	.842	10-67-77	137	75-1	45	117	8	713	1.8	3.3	17.0
13-14 New Orleans	64-64	2057	356-817	.436	101-258	.391	175-223	.785	30-135-165	208	114-2	74	134	12	988	2.6	3.3	15.4
14-15 New Orleans	61-60	2018	285-694	.411	141-315	.448	107-133	.805	28-131-159	229	145-0	50	122	14	818	2.6	3.8	13.4
15-16 New Orleans	45-44	1481	231-552	.418	113-294	.384	111-125	.888	10-89-99	121	98-0	43	73	14	686	2.2	2.7	15.2
TOTALS	417-398	14149	2360-5421	.435	777-2029	.383	1437-1765	.814	195-855-1050	1371	835-7	443	929	119	6934	2.5	3.3	16.6

PLAYOFFS

YEAR	G-S	MIN	FGM-A	PCT	3FGM-A	PCT	FTM-A	PCT	REBOUNDS	AST	PF-D	ST	TO	BLK	TP	RPG	APG	PPG
14-15 New Orleans	4-4	143	28-63	.444	13-32	.406	5-6	.833	2-7-9	15	11-0	2	10	2	74	2.3	3.8	18.5

Career Transactions

Selected with the seventh overall pick by the L.A. Clippers in the 2008 NBA Draft... Acquired by New Orleans from the L.A. Clippers along with Al-Farouq Aminu, Chris Kaman and a future first round pick in exchange for Chris Paul and two future second round picks on 12/14/11... Signed as a free agent with Houston on 7/9/16.

#10 Eric Gordon

2015-16 Notes/Career Highlights

- In 45 games with 44 starts for New Orleans, averaged 15.2 points, 2.7 assists, 2.2 rebounds and 0.96 steals in 32.9 minutes per game while shooting 41.8% from the floor, 38.4% from 3-point range and 88.8% from the line.
- Suffered a fractured right ring finger vs. Minnesota on 1/19/16 and missed the next 16 games... Re-fractured the finger vs. Utah on 3/5/16 and missed the final 21 games of the season.
- Scored 20+ points 13 times, including 30+ twice.
- Hit 2+ 3FGM 29 times, including 3+ 21 times, and 4+ 15 times.
- Over the past three seasons, is one of five players to average at least 2.0 3FGM while shooting 40.0% or better from behind-the-arc.
- Has averaged at least 15.0 points in seven of his eight seasons, including a career-high 22.3 ppg with the L.A. Clippers in 2010-11.

2014-15 (New Orleans)

- In 61 games with 60 starts, averaged 13.4 points, 3.8 assists and 2.6 rebounds in 33.1 minutes per game while shooting 41.1% from the floor, 44.8% from 3-point range and 80.5% from the line.
- Suffered a torn left labrum at Utah on 11/22/14 and missed the next 21 games.
- Scored 20+ points 13 times, including 30+ twice... Had 17 points and 10 assists vs. the L.A. Lakers on 1/21/15.
- Hit 2+ 3FGM 44 times, including 3+ 25 times, and 4+ 12 times.
- **Playoffs:** Started all four games of New Orleans First Round series vs. Golden State, averaging 18.5 points, 3.8 assists and 2.3 rebounds in 35.8 minutes per game while shooting 44.4% from the floor, 40.6% from 3-point range and 83.3% from the line... Scored 20+ points twice.

2013-14 (New Orleans)

- In 64 games (all starts), averaged 15.4 points, 3.3 assists, 2.6 rebounds and 1.16 steals in 32.1 minutes per game while shooting 43.6% from the floor, 39.1% from 3-point range and 78.5% from the line.
- Missed three games with a right hip contusion (12/27-12/30/13), one game with illness (3/12/14) and the final 14 games with left knee tendinitis.
- Scored 20+ points 16 times, including 30+ once.
- Hit 2+ 3FGM 31 times, including 3+ 13 times.

2012-13 (New Orleans)

- In 42 games with 40 starts, averaged 17.0 points, 3.3 assists, 1.8 rebounds and 1.07 steals in 30.1 minutes per game while shooting 40.2% from the floor, 32.4% from 3-point range and 84.2% from the line.
- Missed the first 29 games of the season with a right knee injury and an additional nine games, which were the second part of a back-to-back, as a precautionary measure... Missed one game with a sprained right hand (2/13/13) and one game with a sore left ankle (3/25/13).
- Scored 20+ points 17 times.
- Hit 2+ 3FGM 16 times, including 3+ eight times.

2011-12 (New Orleans)

- In nine games (all starts), averaged 20.6 points, 3.4 assists, 2.8 rebounds and 1.44 steals in 34.4 minutes per game while shooting 45.0% from the floor, 25.0% from 3-point range and 75.4% from the line.
- Missed 51 games with a right knee injury and four games due to back spasms.
- Scored 20+ points five times, including 30+ once... Hit 2+ 3FGM three times.

2010-11 (L.A. Clippers)

- In 56 games (all starts), averaged 22.3 points, 4.4 assists, 2.9 rebounds and 1.27 steals in 37.7 minutes per game while shooting 45.0% from the floor, 36.4% from 3-point range and 82.5% from the line.
- Missed two games with a bruised left shoulder and a total of 24 games with a sprained right wrist.
- Scored 20+ points 36 times, including 30+ eight times... Had 23 points and 11 assists vs. San Antonio on 11/1/10.
- Hit 2+ 3FGM 30 times, including 3+ 15 times, and 4+ nine times.

2009-10 (L.A. Clippers)

- In 62 games with 60 starts, averaged 16.9 points, 3.0 assists, 2.6 rebounds and 1.11 steals in 36.0 minutes per game while shooting 44.9% from the floor, 37.1% from 3-point range and 74.2% from the line.
- Missed a total of 13 games with a strained groin, one game with hamstring tightness, three games with a sprained left big toe and three games due to illness.
- Scored 20+ points 20 times, including 30+ once.
- Hit 2+ 3FGM 33 times, including 3+ 25 times and 4+ eight times.
- Played for the sophomores in the Rookie Challenge during NBA All-Star Weekend.

2008-09 (L.A. Clippers)

- In 78 games with 65 starts, averaged 16.1 points, 2.8 assists, 2.6 rebounds and 1.00 steals in 34.3 minutes per game while shooting 45.6% from the floor, 38.9% from 3-point range and 85.4% from the line.
- Missed four games with a bruised left shoulder.
- Named to the NBA All-Rookie Second Team and was Western Conference Rookie of the Month for January... Played in the Rookie Challenge during NBA All-Star Weekend.
- Scored 20+ points 28 times, including 30+ five times... Had 41 points vs. Oklahoma City on 1/23/09.
- Hit 2+ 3FGM 37 times, including 3+ 22 times, and 4+ 12 times.

#10 Eric Gordon

College

- Was an early entry candidate for the 2008 NBA Draft following his freshman season at Indiana... Averaged 20.9 points, 3.3 rebounds, 2.4 assists and 1.3 steals.
- Earned Second Team All-America honors from the National Association of Basketball Coaches and Third Team honors from The Associated and picked up Nation All-Freshman Team honors from The Sporting News.
- Named Big Ten Freshman of the Year... Earned unanimous First Team All-Conference honors from media and conference coaches.
- Led the Big Ten in scoring and set school and conference freshman records for total points (669).

Personal

- Son of Eric and Denise Gordon.
- Was a finalist for the 2012 U.S. Olympic Men's National Team and won a gold medal for Team USA at the 2010 FIBA World Championship.
- Named the 2007 Gatorade National Male Athlete of the Year... Was a McDonald's All-American and played in the Jordan Brand Classic.
- Named Indiana's Mr. Basketball as a senior after averaging 29.0 points, 6.2 rebounds and 3.3 assists for North Central High school in Indianapolis.



#13 James Harden



Personal Info

Height

6-5

Weight

220

Birthdate

8/26/89

Birthplace

Bellflower, CA

High School

Artesia (Los Angeles, CA)

Prior to NBA

Arizona State

NBA Experience

7

Drafted

2009 (Third overall) by Oklahoma City

Career Highs

	Regular Season	Playoffs		Regular Season	Playoffs
PTS	51 vs. Sac 4/1/15	45 vs. GS 5/25/15	OR	5 vs. LAL 12/4/12	3 at GS 4/27/16
FGM	16 vs. Sac 4/1/15	15 at Dal 4/24/15	DR	15 vs. Det 1/20/16	9 (4 times)
FGA	32 at Sac 12/11/14	35 at Por 4/25/14	TR	17 vs. Det 1/20/16	11 (3 times)
3FGM	8 (2 times)	7 (2 times)	AST	16 at OKC 3/22/16	12 vs. LAC 5/4/15
3FGA	15 vs. Por 11/18/15	14 (2 times)	STL	8 vs. Uta 3/23/16	7 vs. GS 4/24/16
FTM	22 (2 times)	17 at OKC 4/24/13	BLK	4 (2 times)	3 at Mem 5/9/11
FTA	25 (2 times)	20 at OKC 4/24/13	MIN	47:56 at Sac 12/11/14	49:38 at Por 4/25/14

Career Statistics

REGULAR SEASON

YEAR	G-S	MIN	FGM-A	PCT	3FGM-A	PCT	FTM-A	PCT	REBOUNDS	OFF-DEF-TOT	AST	PF-D	ST	TO	BLK	TP	RPG	APG	PPG
09-10 Oklahoma City	76-0	1738	233-578	.403	93-248	.375	194-240	.808	47-197-244	137	200-1	80	106	20	753	3.2	1.8	9.9	
10-11 Oklahoma City	82-5	2189	298-684	.436	113-324	.349	289-343	.843	42-213-255	176	207-1	92	106	24	998	3.1	2.1	12.2	
11-12 Oklahoma City	62-2	1946	309-629	.491	114-292	.390	312-369	.846	30-222-252	229	150-0	62	137	15	1044	4.1	3.7	16.8	
12-13 Houston	78-78	2985	585-1337	.438	179-486	.368	674-792	.851	62-317-379	455	178-0	142	295	38	2023	4.9	5.8	25.9	
13-14 Houston	73-73	2777	549-1205	.456	177-483	.366	576-665	.866	61-283-344	446	177-0	115	265	29	1851	4.7	6.1	25.4	
14-15 Houston	81-81	2981	647-1470	.440	208-555	.375	715-824	.868	75-384-459	565	208-2	154	321	60	2217	5.7	7.0	27.4	
15-16 Houston	82-82	3125	710-1617	.439	236-657	.359	720-837	.860	63-438-501	612	229-1	139	374	51	2376	6.1	7.5	29.0	
TOTALS	534-321	17741	3331-7520	.443	1120-3045	.368	3480-4070	.855	380-2054-2434	2620	1349-5	784	1604	237	11262	4.6	4.9	21.1	

PLAYOFFS

YEAR	G-S	MIN	FGM-A	PCT	3FGM-A	PCT	FTM-A	PCT	REBOUNDS	OFF-DEF-TOT	AST	PF-D	ST	TO	BLK	TP	RPG	APG	PPG
09-10 Oklahoma City	6-0	120	12-31	.387	6-16	.375	16-19	.842	1-14-15	11	14-1	6	3	1	46	2.5	1.8	7.7	
10-11 Oklahoma City	17-0	537	66-139	.475	23-76	.303	66-80	.825	10-81-91	61	48-1	21	28	13	221	5.4	3.6	13.0	
11-12 Oklahoma City	20-0	630	93-214	.435	32-78	.410	108-126	.857	13-89-102	68	67-1	31	42	2	326	5.1	3.4	16.3	
12-13 Houston	6-6	243	45-115	.391	15-44	.341	53-66	.803	5-35-40	27	18-0	12	27	6	158	6.7	5.4	26.3	
13-14 Houston	6-6	263	50-133	.376	16-54	.296	45-50	.900	5-23-28	35	21-1	12	21	1	161	4.7	5.8	26.8	
14-15 Houston	17-17	636	129-294	.439	41-107	.383	163-178	.916	12-85-97	128	49-0	28	77	7	462	5.7	7.5	27.2	
15-16 Houston	5-5	193	41-100	.410	13-42	.310	38-45	.844	7-19-26	38	13-0	12	26	1	133	5.2	7.6	26.6	
TOTALS	77-34	2622	436-1026	.425	146-417	.350	489-564	.867	53-346-399	368	230-4	122	224	31	1507	5.2	4.8	19.6	

Career Transactions

Drafted by Oklahoma City with the third overall pick in the 2009 NBA Draft... Acquired by the Rockets with Cole Aldrich, Daequan Cook and Lazar Hayward from the Thunder in exchange for Kevin Martin, Jeremy Lamb and three future draft selections on 10/27/13... Signed a multi-year contract extension with Houston on 10/31/13... Signed a four-year contract extension with Houston on 7/9/16.

#13 James Harden

2015-16 Notes/Career Highlights

- Started all 82 games, averaging 29.0 points (2nd in NBA), 7.5 assists (6th in NBA), 6.1 rebounds and 1.70 steals in 38.1 minutes per game (1st in NBA) while shooting 43.9% from the floor, 35.9% from 3-point range and 86.0% from the line... One of six players to start all 82 games in 2015-16.
- Voted an All-Star reserve... Named Western Conference Player of the Month for April and Player of the Week for games ending on 11/8/15.
- Scored 20+ points in 72 of the 82 games, including 30+ 38 times, 40+ 12 times... Rockets were 23-15 when he scored 30+ points and 3-7 when he scored below 20... Had the second-highest scoring average in franchise history.
- Since joining the Rockets in 2012-13, has scored 8,467 points, which is 533 more than any other player... Has also made 461 more free throws than any other player has attempted over that span... Had 57 more FTM than any other player had FTA in 2015-16.
- Became fourth different player in NBA history to average at least 29.0 points, 7.0 assists and 6.0 rebounds in a single season and the fourth player to average at least 27.0 ppg, 7.0 apg and 5.0 rpg in multiple seasons... Averaged 30.6 ppg, 8.3 apg, 6.5 rpg and 1.90 spg over the final 39 games.
- Recorded 22 double-doubles, including three triple-doubles... For his career, has 66 career double-doubles, including nine triple-doubles (all with Houston; 8-1 mark)... Had a career-high 16 assists at Oklahoma City on 3/22 and averaged 8.9 apg over the final 22 games of the season.
- Ranked 3rd in the NBA with a franchise single season record 236 3FGM... Shot 38.6% from behind-the-arc over the final 62 games after shooting 28.6% the first 20 games... Hit 2+ 3FGM in a career-high 16 straight games to finish the season... Reached 1,000 career 3FGM vs. Utah on 3/23/16.
- Had 457 points, 152 assists and 102 rebounds in March... According to the Elias Sports Bureau, became first player with at least 450 points, 150 assists and 100 rebounds in a single month since Oscar Robertson in December of 1967.
- Had 26 points, 10 assists, 7 rebounds and a career-high 8 steals vs. Utah on 3/23/16... First player to hit those numbers since Michael Jordan (1/15/89).
- Had 33 points, 17 rebounds and 14 assists vs. Detroit on 1/20/16... According to the Elias Sports Bureau, was first player to post those numbers since Wilt Chamberlain had 53 points, 32 rebounds and 14 assists for Philadelphia vs. the L.A. Lakers on 3/18/68.
- Had 45 points, 11 assists, 8 rebounds and 5 steals vs. Portland on 11/18/15... according to the Elias Sports Bureau, became the first player in NBA history to post those numbers in a single game since steals became an official stat in 1973-74.
- **2016 Playoffs:** Started all five games of the First Round series vs. Golden State, averaging 26.6 points, 7.6 assists, 5.2 rebounds and 2.40 steals in 38.6 minutes per game while shooting 41.0% from the floor, 31.0% from 3-point range and 84.4% from the line... Scored 30+ points twice and recorded two double-doubles... Had a Rockets franchise-high tying 7 steals in Game 4 on 4/27/16.

2014-15 (Houston)

- Played and started all but one of a possible 82 games, averaging 27.4 points (2nd in NBA), 7.0 assists (9th in NBA), 5.7 rebounds and 1.9 steals (6th in NBA) in 36.8 minutes per game (2nd in NBA) while shooting 44.0% from the floor, 37.5% from 3-point range and 86.8% from the line.
- Only game missed (at ATL on 3/3/15) was due to a league suspension.
- Was runner-up for the NBA Most Valuable Player Award and was named First Team All-NBA, receiving 125 of a possible 129 first place votes.
- Named Western Conference Player of the Month twice (December and January) and Western Conference Player of the Week three times (weeks ending 12/14, 12/28 and 4/5).
- Voted an All-Star reserve and started in place of an injured Kobe Bryant, tallying 29 points in just 27 minutes of play... Also competed in the Three-Point Contest held during All-Star Weekend.
- Ranked fourth in 3-pointers made and led the league in free throw attempts... Shot 8-of-9 from behind-the-arc vs. Sacramento on 4/1/15.
- Joined Russell Westbrook in becoming the seventh and eighth different players in NBA history average at least 27.0 points, 7.0 assists and 5.0 rebounds in a single season.
- Scored in double-figures in all but two of his games played, including 20+ points 62 times, 30+ 35 times, 40+ 10 times and 50+ twice (50 vs. DEN on 3/19/15 and 51 vs. SAC on 4/1/15)... Led the NBA in most 20-point games, 30-point games and 40-point games and was tied with Kyrie Irving for the most 50-point games.
- Recorded 21 double-doubles, including four triple-doubles.
- **Playoffs:** Started all 17 games for Houston during its run to the Western Conference Finals, averaging 27.2 points, 7.5 assists, 5.7 rebounds and 1.6 steals in 37.4 minutes per game while shooting 43.9% from the floor, 38.3% from 3-point range and 91.6% from the line... Scored 20+ points 15 times, including 30+ five times and 40+ twice... Recorded six double-doubles, including one triple-double.

2013-14 (Houston)

- In 73 games (all starts), averaged 25.4 points (3rd in NBA), 6.1 assists, 4.7 rebounds and 1.6 steals in 38.0 minutes per game while shooting 45.6% from the floor, 36.6% from 3-point range and 86.6% from the line.
- Missed one game with a bruised left foot (11/13/13), three with a sore left foot (11/23-11/27/13), two games with a sprained left ankle (12/21-12/23/13), two games with a bruised left thumb (1/28-1/29/14) and sat out the final game of the season for rest.
- Earned All-NBA First Team honors... Selected as an All-Star reserve and was named a replacement starter.
- Named Western Conference Player of the Week in consecutive weeks (ending 3/2/14 and 3/9/14), becoming the first Rockets player to accomplish that feat in a single season.
- Scored 20+ points 54 times, including 30+ 24 times and 40+ twice... Recorded 14 double-doubles, including one triple-double.
- Hit the deciding shot with 0.7 seconds remaining vs. Washington on 2/12/14.
- **Playoffs:** Started all six games of the First Round series vs. Portland, averaging 26.8 points, 5.8 assists, 4.7 rebounds and 2.0 steals in 43.8 minutes per game while shooting 37.6% from the floor, 29.6% from 3-point range and 90.0% from the line... Scored 20+ points four times, including 30+ twice.

#13 James Harden

2012-13 (Houston)

- In 78 games (all starts), averaged 25.9 points (5th in NBA), 5.8 assists, 4.9 rebounds and 1.8 steals (7th in NBA) in 38.3 minutes per game while shooting 43.8% from the floor, 36.8% from 3-point range and 85.1% from the line.
- Missed two games (12/10/12, 2/13/13) with a sprained right ankle and two games with a sore right foot (3/30-4/1/13).
- Named All-NBA Third Team and selected as an All-Star reserve... Named Western Conference Player of the Week three times (weeks ending 11/4/12, 1/6/13 and 3/24/13).
- Scored a total of 82 points in his first two games as a Rocket, surpassing Wilt Chamberlain (79 points) for the highest point total by a player in his first two games with a team in NBA history.
- Scored in double-figures in all but two of his games played, including 20+ 65 times, 30+ 23 times and 40+ twice.
- Scored 25+ points in a franchise-high 14 straight games from 12/16/12-1/9/13.
- Recorded nine double-doubles, including one triple-double.
- **Playoffs:** Started all six games of the First Round series vs. Oklahoma City, averaging 26.3 points, 6.7 rebounds, 4.5 assists and 2.0 steals in 40.5 minutes per game while shooting 39.1% from the floor, 34.1% from 3-point range and 80.3% from the line... Scored 20+ points five times, including 30+ three times... Recorded one double-double.

2011-12 (Oklahoma City)

- In 62 game with two starts, averaged 16.8 points, 4.1 rebounds, 3.7 assists and 1.0 steals in 31.4 minutes per game while shooting 49.1% from the floor, 39.0% from 3-point range and 84.6% from the line.
- Named Sixth Man of the Year, receiving 115 of a possible 119 first-place votes.
- Scored 20+ points 15 times, including 30+ twice and 40+ once.
- **Playoffs:** Appeared in all 20 games for Oklahoma City during its run to the NBA Finals, averaging 16.3 points, 5.1 rebounds, 3.4 assists and 1.6 steals in 31.5 minutes per game while shooting 43.5% from the floor, 41.0% from 3-point range and 85.7% from the line... Scored 20+ points five times, including 30+ once.

2010-11 (Oklahoma City)

- Appeared in all 82 games with five starts, averaging 12.2 points, 3.1 rebounds, 2.1 assists and 1.1 steals in 26.7 minutes per game while shooting 43.6% from the floor, 34.9% from 3-point range and 84.3% from the line.
- Scored 20+ points 10 times.
- **Playoffs:** Appeared in all 17 games during Oklahoma City's run to the Western Conference Finals, averaging 13.0 points, 5.4 rebounds, 3.6 assists and 1.2 steals in 31.6 minutes per game while shooting 47.5% from the floor, 30.3% from 3-point range and 82.5% from the line... Scored 20+ points three times.

2009-10 (Oklahoma City)

- In 76 games, averaged 9.9 points, 3.2 rebounds, 1.8 assists and 1.1 steals in 22.9 minutes per game while shooting 40.3% from the floor, 37.5% from 3-point range and 80.8% from the line.
- Named All-Rookie Second Team.
- Scored 20+ points four times.
- **Playoffs:** Appeared in all six games of the First Round series vs. the L.A. Lakers, averaging 7.7 points, 2.5 rebounds, 1.8 assists and 1.0 steals in 20.0 minutes per game while shooting 38.7% from the floor, 37.5% from 3-point range and 84.2% from the line.

College

- Early entry candidate for the 2010 NBA Draft following his sophomore season at Arizona State... Was a two-time First-Team All-Pac 10 selection.
- As a sophomore, was named an AP First-Team All American and the Pac-10 Player of the Year... Joined Jason Kidd and Mike Bibby in becoming just the third sophomore in conference history to win the award.
- Became just the fifth player in Pac-10 history to lead the league in scoring (20.1 ppg) and steals (1.69 spg) when he accomplished the feat in 2008-09.

Personal

- Lists his mother, Monja Willis, as the biggest influence in his life... Supports the community through his James Harden Foundation.
- Led Artesia High School to a 33-2 record in his senior year and second straight state title, as well as earning Trophy-Case Player of the year honors... Went to the same high school that produced Ed and Charles O'Bannon and Jason Kapono.
- Enjoys playing video games... Favorite food is chicken pasta.
- Won a gold medal as a member of Team USA during the 2012 Olympics in London and FIBA World Championship as a captain of Team USA during the 2014 FIBA World Cup in Spain.

#5 Montrezl Harrell



Personal Info

Height

6-8

Weight

240

Birthdate

1/26/94

Birthplace

Tarboro, NC

High School

Hargrave Military Acad. (Chatham, VA)

Prior to NBA

Louisville

NBA Experience

1

Drafted

2015 (32nd overall) by Houston

Career Highs

	Regular Season	Playoffs		Regular Season	Playoffs
PTS	17 vs. GS 10/30/15	2 vs. GS 4/24/16	OR	3 vs. Por 2/6/16	
FGM	7 vs. GS 10/30/15	1 vs. GS 4/24/16	DR	6 at LAL 1/17/16	2 vs. GS 4/24/16
FGA	9 vs. GS 10/30/15	2 vs. GS 4/24/16	TR	8 at LAL 1/17/16	2 vs. GS 4/24/16
3FGM			AST	2 (2 times)	
3FGA	1 vs. Mem 3/14/16	1 at GS 4/27/16	STL	1 (11 times)	
FTM	3 (3 times)	1 at GS 4/27/16	BLK	2 (2 times)	
FTA	5 vs. GS 10/30/15	1 at GS 4/27/16	MIN	24:46 at LAL 1/17/16	6:28 vs. GS 4/24/16

Career Statistics

REGULAR SEASON

YEAR	G-S	MIN	FGM-A	PCT	3FGM-A	PCT	FTM-A	PCT	REBOUNDS	OFF-DEF-TOT	AST	PF-D	ST	TO	BLK	TP	RPG	APG	PPG
15-16 Houston	39-1	379	58-90	.644	0-1	.000	24-46	.522	25-40-65	17	48-0	11	17	11	140	1.7	0.4	3.6	

PLAYOFFS

YEAR	G-S	MIN	FGM-A	PCT	3FGM-A	PCT	FTM-A	PCT	REBOUNDS	OFF-DEF-TOT	AST	PF-D	ST	TO	BLK	TP	RPG	APG	PPG
15-16 Houston	2-0	12	1-3	.333	0-1	.000	1-2	.500	0-2-2	0	1-0	0	1	0	3	1.0	0.0	1.5	

Career Transactions

Selected by Houston in the second round (32nd overall pick) of the 2015 NBA Draft.

#5 Montrezl Harrell

2015-16 Notes/Career Highlights

- In 39 games with one start, averaged 3.6 points and 1.7 rebounds in 9.7 minutes per game while shooting 64.4% from the floor and 52.2% from the line.
- Recorded 21 DNP-CD's (inactive twice)... missed two games due to illness (2/2-2/4).
- Was assigned to Rio Grande Valley of the D-League five times from 12/6-12/5, 12/26-12/28, 1/23-1/28, 3/4-3/5 and 3/23-4/9.
- In 12 games (all starts) for the Vipers, averaged 24.3 points, 9.3 rebounds, 3.3 assists, 1.0 assists and 2.4 blocks in 38.9 minutes per game while shooting 53.3% from the floor, 24.0% from 3-point range and 65.4% from the line... also had 26 points, 6 rebounds and 3 blocks in one playoff game.
- Hit the first nine shots of his career and shot 64.4% overall... Would have ranked first among rookies had he qualified.
- Scored in double-figures three times in 2015-16, including a career-high 17 points in his second game vs. Golden State on 10/30/15.
- **2016 Playoffs:** Appeared in two games of the First Round series vs. Golden State, scoring 3 points in 12 minutes of play.
- **Summer 2016:** Started all five games for Houston in the NBA Summer League in Las Vegas, averaging 14.8 points, 5.6 rebounds and 2.0 assists in 27.6 minutes per game while shooting 47.4% from the floor, 15.8% from 3-point range and 56.7% from the line.
- **Summer 2015:** Started four games for Houston in the NBA Summer League in Las Vegas, averaging 16.5 points, 8.0 rebounds, 1.0 assists, 1.0 steals and 1.3 blocks in 27.8 minutes per game while shooting 48.1% from the floor and 50.0% from the line.

College

- Was an early entry candidate for the 2015 NBA Draft following his junior season at Louisville.
- As a junior, averaged 15.7 points and 9.2 rebounds while earning All-ACC Second Team honors.
- Was the recipient of the inaugural Karl Malone Power Forward of the Year Award presented by the Naismith Memorial Basketball Hall of Fame.
- Finished second in the conference in rebounding as a junior and recorded 13 double-doubles... Scored 20+ points nine times his final season, including 30+ once.
- Finished his career as the Cardinals all-time leader in dunks... Shot 58.6% from the floor for his career... Shot 60.9% from the floor as a sophomore, which led the AAC and ranked sixth nationally.
- Earned All-AAC First Team honors as a sophomore in addition to being named the conference's Most Improved Player after increasing his averages to 14.0 ppg and 8.4 rpg up from 5.7 ppg and 3.6 rpg as a freshman.
- As a freshman, 43 of his 97 field goals made came from dunks.
- Cardinals won the National Championship his first season.

Personal

- Name is pronounced Mon-TREZ HAIR-uhl.
- Son of Samuel and Selena Harrell... Has two younger brothers, Cadarius and Quatauis... Lists his grandmother as his most influential person growing up and the person who introduced him to playing basketball...
- Majored in sports medicine... Enjoys fishing and spending time with friends and family.
- Helped Hargrave Military Academy to a 38-1 mark and a spot in the national prep championship game... Had 18 dunks in a single game with Hargrave and shattered a backboard in practice his senior year.
- Named MVP of the 2012 Jordan Brand Classic... Helped Team USA to a gold medal in the FIBA U18 World Championship in 2012.
- Favorite TV shows are SportsCenter, Martin and Power... Favorite movies are The Fast and Furious series.
- Also played baseball, football and participated in track & field growing up.
- Favorite food is Shrimp Alfredo.
- Favorite player growing up was Michael Jordan.
- Lists winning the NCAA Championship as the most memorable moment of his career thus far.



#32 K.J. McDaniels



Personal Info

Height	6-6	High School	Central Park Christian HS (Birmingham, AL)
Weight	205	Prior to NBA	Clemson
Birthdate	2/9/93	NBA Experience	2
Birthplace	Birmingham, AL	Drafted	2014 (32nd overall) by Philadelphia

Career Highs

	Regular Season	Playoffs		Regular Season	Playoffs
PTS	21 vs. Dal 11/29/14	4 at GS 4/16/16	OR	9 vs. Dal 11/29/14	1 at GS 4/27/16
FGM	8 vs. Dal 11/29/14	2 at GS 4/16/16	DR	8 vs. SA 12/1/14	4 at GS 4/16/16
FGA	17 vs. Dal 11/29/14	9 at GS 4/16/16	TR	13 vs. Dal 11/29/14	4 at GS 4/16/16
3FGM	3 vs. Hou 11/3/14	1 at GS 4/18/16	AST	5 vs. Tor 1/23/15	1 at GS 4/27/16
3FGA	9 at Min 12/3/14	1 (3 times)	STL	3 (3 times)	
FTM	6 (3 times)		BLK	4 (4 times)	2 at GS 4/16/16
FTA	8 (2 times)		MIN	35:47 at Min 12/3/14	19:54 at GS 4/16/16

Career Statistics

REGULAR SEASON											REBOUNDS									
YEAR	G-S	MIN	FGM-A	PCT	3FGM-A	PCT	FTM-A	PCT	OFF-DEF-TOT	AST	PF-D	ST	TO	BLK	TP	RPG	APG	PPG		
14-15 Phi.-Hou.	62-15	1352	172-434	.396	43-150	.287	100-133	.752	65-135-200	72	126-0	44	105	70	487	3.2	1.2	7.9		
15-16 Houston	37-1	235	29-72	.403	7-25	.280	24-30	.800	16-26-42	10	30-0	7	17	6	89	1.1	0.3	2.4		
TOTALS	99-16	1587	201-506	.397	50-175	.286	124-163	.761	81-161-242	82	156-0	51	122	76	576	2.4	0.8	5.8		

PLAYOFFS											REBOUNDS									
YEAR	G-S	MIN	FGM-A	PCT	3FGM-A	PCT	FTM-A	PCT	OFF-DEF-TOT	AST	PF-D	ST	TO	BLK	TP	RPG	APG	PPG		
14-15 Houston	4-0	34	4-13	.308	1-3	.333	0-0	---	1-6-7	1	3-0	0	0	3	9	1.8	0.3	2.3		
15-16 Houston	4-0	34	4-13	.308	1-3	.333	0-0	---	1-6-7	1	3-0	0	0	3	9	1.8	0.3	2.3		
TOTALS	4-0	34	4-13	.308	1-3	.333	0-0	---	1-6-7	1	3-0	0	0	3	9	1.8	0.3	2.3		

Career Transactions

Selected by Philadelphia in the second round (32nd overall) of the 2014 NBA Draft... Traded by Philadelphia to Houston in exchange for Isaiah Canaan and a future second round draft pick on 2/19/15... Re-signed with Houston on July 21, 2015.

2015-16 Notes/Career Highlights

- In 37 games with one start, averaged 2.4 points and 1.1 rebounds in 6.4 minutes per game while shooting 40.3% from the floor, 28.0% from 3-point range and 80.0% from the line.
- Recorded 27 DNP-CD's... Averaged 9.3 minutes played in 17 games played from the start of March after averaging 3.9 mpg his first 20 games played in 2015-16.
- Scored in double-figures four times over his final 17 games played after not having more than 5 points his first 30 games as a Rocket dating back to 2014-15.
- Made his first start as a Rocket at Dallas on 4/6.
- Was assigned to Rio Grande Valley of the D-League eight times from 11/11-11/16, 12/2-12/9, 12/26-12/28, 1/7-1/15, 1/23-1/28, 1/30-2/1, 2/6-2/9 and 3/4-3/5... in 16 games with the Vipers, averaged 15.4 ppg (46.9% FGs, 35.3% 3FGs, 78.0% FTs), 8.3 rpg, 3.0 apg and 2.0 bpg.
- **2016 Playoffs:** Appeared in four games for Houston during its First Round series vs. Golden State, averaging 2.3 points and 1.8 rebounds in 8.5 minutes per game while shooting 30.8% from the floor and 33.3% from 3-point range.
- **Summer 2016:** Started all five games for Houston in the NBA Summer League in Las Vegas, averaging 16.0 points, 5.2 rebounds, 2.4 assists, 1.8 steals and 1.6 blocks in 29.4 minutes per game while shooting 39.3% from the floor, 33.3% from 3-point range and 76.7% from the line.

2014-15 (Philadelphia/Houston)

- In 62 games with 15 stats for Philadelphia and Houston, averaged 7.9 points, 3.2 rebounds, 1.2 assists and 1.1 blocks in 21.8 minutes per game while shooting 39.6% from the floor, 28.7% from 3-point range and 75.2% from the line... Missed one game with a left ankle sprain and recorded a DNP-CD 19 times.
- In 52 games with 15 starts for the Sixers, averaged 9.2 points, 3.8 rebounds, 1.3 assists and 1.3 blocks in 25.4 minutes per game while shooting 39.9% from the floor, 29.3% from 3-point range and 75.6% from the line.
- Traded to Houston in exchange for Isaiah Canaan and a future second round pick on 2/19/15... In 10 games for the Rockets, played a total of 33 minutes.
- Scored in double-figures 25 times, including 21 points vs. Dallas on 11/29/14... Also had 13 rebounds (9 offensive) in that game, marking his only double-double of the season.
- Recorded 2+ blocks 18 times and ranked second among rookies in bpg.
- Hit 2+ 3FGM 12 times... Averaged 1.2 3FGM on 40.4% shooting the first 16 games of the season but 0.5 3FGM on 23.3% shooting his final 46 games played.
- **Playoffs:** Did not appear in any games for Houston during its run to the Western Conference Finals.
- **Summer 2014:** Appeared in a total of six games (three starts) for Philadelphia in the Orlando Pro Summer League and NBA Summer League in Las Vegas, averaging 9.7 points, 2.3 rebounds and 1.17 blocks in 18.7 minutes per game while shooting 43.9% from the floor, 53.8% from 3-point range and 88.2% from the line.

College

- Was an early entry candidate for the 2014 NBA Draft following his junior season at Clemson.
- Had 614 points, 100 blocks and 42 3-pointers made as a junior... According to Stats, Inc., dating back to 1996-97 (as far back as their data goes), he was the only college player with 600+ points, 100+ blocks and 40+ 3FGM in a single season.
- As a junior, averaged 17.1 points, 7.1 rebounds, 1.6 assists, 2.8 blocks and 1.1 steals... Was a First Team All-ACC selection by media and Second Team by coaches... Also named ACC Defensive Player of the Year.
- Led Tigers in scoring, rebounding, blocks, steals and 3-pointers made... Became the second player in ACC history to lead his team in all five of those categories in a single season.

Personal

- Avid dog lover and adopts ones in need of homes and places them into families with the assistance of his mother, Shawn.
- Father, Kevin, played at South Alabama and was a Second Team All-Sun Belt Conference selection in 1991.
- Had close to 40 family and friends come support him in New York for the NBA Draft.
- Was a two-time NACA (National Association of Christian Athletes) All-American as a junior and a senior for Central Park Christian in his hometown of Birmingham... School compiled a combined 45-3 mark in back-to-back championship seasons.
- Says watching his dad play basketball but not fulfill his dreams of becoming a pro inspired him to achieve that goal and that the support of his parents helped push him.
- Favorite TV shows are The Bernie Mac Show, SpongeBob SquarePants and NBA TV... Favorite movies is the Jurassic Park series... Favorite books are Where is the Wisdom and the Bible.
- Enjoys playing video games, spending time with his family and six dogs and watching movies.
- Favorite foods are shrimp and chicken Alfredo and breakfast in general... Favorite players growing up were his father, Kobe Bryant, Michael Jordan, Scottie Pippen, Gerald Green and Kawhi Leonard.

#42 Nenê



Personal Info

Height

6-11

Weight

250

Birthdate

9/13/82

Birthplace

Sao Carlos, Brazil

Prior to NBA

Vasco de Gama (Brazil)

NBA Experience

14

Drafted

2002 (7th overall) by New York

Career Highs

	Regular Season	Playoffs		Regular Season	Playoffs
PTS	30 (2 times)	25 vs. Den 5/5/09	OR	9 (2 times)	8 at SA 4/22/07
FGM	13 (2 times)	11 at Chi 4/20/14	DR	12 at Mil 2/11/13	10 vs. NO 4/19/09
FGA	22 vs. LAL 11/26/13	17 (2 times)	TR	17 at Det 3/26/07	14 vs. NO 4/19/09
3FGM	1 (4 times)		AST	9 vs. Mia 1/15/14	6 (2 times)
3FGA	1 (39 times)		STL	6 (2 times)	3 at NO 4/25/09
FTM	12 (2 times)	12 at OKC 4/20/11	BLK	5 vs. SA 2/3/09	3 (2 times)
FTA	15 vs. NJ 11/20/10	18 at OKC 4/20/11	MIN	46:33 at Det 3/26/07	42:28 at Dal 5/11/09

Career Statistics

REGULAR SEASON

YEAR	G-S	MIN	FGM-A	PCT	3FGM-A	PCT	FTM-A	PCT	REBOUNDS	OFF-DEF-TOT	AST	PF-D	ST	TO	BLK	TP	RPG	APG	PPG
02-03 Denver	80-53	2258	321-619	.519	0-3	.000	197-341	.578	208-283-491	149	295-4	127	181	65	839	6.1	1.9	10.5	
03-04 Denver	77-77	2504	334-630	.530	0-2	.000	240-352	.682	154-349-503	168	280-3	116	183	41	908	6.5	2.2	11.8	
04-05 Denver	55-18	1317	194-386	.503	0-2	.000	140-212	.660	104-221-325	84	167-0	50	94	48	528	5.9	1.5	9.6	
05-06 Denver	1-0	3	0-1	.000	0-0	---	0-0	---	0-0-0	0	1-0	0	2	0	0	0.0	0.0	0.0	
06-07 Denver	64-42	1715	294-516	.570	0-1	.000	195-283	.689	150-299-449	77	209-3	62	127	59	783	7.0	1.2	12.2	
07-08 Denver	16-1	266	29-71	.408	0-1	.000	27-49	.551	30-57-97	15	46-1	9	21	14	85	5.4	0.9	5.3	
08-09 Denver	77-76	2510	428-709	.604	1-5	.200	266-368	.723	183-415-598	108	278-5	95	147	101	1123	7.8	1.4	14.6	
09-10 Denver	82-82	2755	421-717	.587	0-2	.000	293-416	.704	166-461-627	203	281-7	115	125	82	1135	7.6	2.5	13.8	
10-11 Denver	75-75	2291	402-654	.615	1-5	.200	286-402	.711	145-426-571	149	238-5	84	134	73	1091	7.6	2.0	14.5	
11-12 Den.-Was.	39-33	1110	211-393	.537	0-4	.000	113-168	.673	63-228-291	80	95-0	42	96	38	535	7.5	2.1	13.7	
12-13 Washington	61-49	1659	285-594	.480	0-1	.000	196-269	.729	101-306-407	177	171-1	55	139	37	766	6.7	2.9	12.6	
13-14 Washington	53-37	1560	299-594	.503	1-5	.200	155-266	.583	65-229-294	153	164-2	64	117	47	754	5.5	2.9	14.2	
14-15 Washington	67-58	1694	307-601	.511	1-5	.200	122-202	.604	84-261-345	123	180-2	66	124	22	737	5.1	1.8	11.0	
15-16 Washington	57-11	1094	209-384	.544	0-3	.000	107-185	.578	52-207-259	97	156-1	54	76	26	525	4.5	1.7	9.2	
TOTALS	804-612	22735	3734-6869	.544	4-39	.103	2337-3513	.665	1505-3742-5247	1583	2561-34	939	1566	653	9809	6.5	2.0	12.2	

PLAYOFFS

YEAR	G-S	MIN	FGM-A	PCT	3FGM-A	PCT	FTM-A	PCT	REBOUNDS	OFF-DEF-TOT	AST	PF-D	ST	TO	BLK	TP	RPG	APG	PPG
03-04 Denver	5-5	132	16-36	.444	0-0	---	7-13	.538	12-13-25	15	22-0	5	9	3	39	5.0	3.0	7.8	
04-05 Denver	5-0	101	9-21	.429	0-0	---	15-23	.652	9-16-25	2	16-0	2	5	2	33	5.0	0.4	6.6	
06-07 Denver	5-5	179	31-53	.585	0-0	---	14-18	.778	22-17-39	12	21-1	3	13	3	76	7.8	2.4	15.2	
07-08 Denver	3-0	30	5-9	.556	0-0	---	3-3	1.000	3-4-7	1	8-1	2	2	1	13	2.3	0.3	4.3	
08-09 Denver	16-16	525	69-126	.548	0-0	---	46-70	.657	37-83-120	42	65-3	20	31	10	184	5.5	2.6	11.5	
09-10 Denver	5-5	169	18-29	.621	0-0	---	21-36	.583	8-21-29	11	17-0	6	4	1	57	5.8	2.2	11.4	
10-11 Denver	5-5	162	22-46	.478	0-0	---	27-48	.563	14-31-45	8	17-0	5	8	4	71	9.0	1.6	14.2	
13-14 Washington	10-10	325	64-138	.464	0-0	---	9-26	.346	8-45-53	26	36-2	9	17	11	137	5.3	2.6	13.7	
14-15 Washington	10-10	257	34-76	.447	0-0	---	11-23	.478	15-41-66	15	32-1	9	14	3	79	6.6	1.5	7.9	
TOTALS	64-56	1880	268-534	.502	0-0	---	153-260	.588	138-271-409	132	234-8	61	103	38	689	6.4	2.1	10.8	

Career Transactions

Selected by New York with the seventh overall pick in the 2002 NBA Draft... Rights were traded by New York to Denver along with Marcus Camby and Mark Jackson in exchange for Antonio McDyess, the rights to Frank Williams and a future second round pick on 6/26/02... Re-signed with Denver on 7/12/06... Traded by Denver to Washington as part of a three-team trade also involving the L.A. Clippers on 3/15/12... Signed as a free agent with Houston on 7/20/16.

#42 Nenê

2015-16 Notes/Career Highlights

- In 57 games with 11 starts for Washington, averaged 9.2 points, 4.5 rebounds, 1.7 assists and 0.95 steals in 19.2 minutes per game while shooting 54.4% from the floor, 0-of-3 from 3-point range and 57.8% from the line.
- Missed one game due to back spasms (11/10), 20 games with a left calf strain (11/28/15-1/3/16; 2/5/16), one game with a strained right tricep (1/9/16), one game with left calf tightness (2/6/16) and one game with body soreness (2/29/16)... Recorded a DNP-CD on 4/11/16.
- Was the only player in the league with 40+ games played to average at least 9.0 points and 4.0 rebounds in fewer than 20.0 minutes per game.
- Scored in double-figures 26 times, including a season-high 20 points vs. Detroit on 3/14/16... Grabbed 10+ rebounds twice, including one double-double.
- Had 2+ steals 11 times, including 3+ six times.
- Has the sixth-highest field goal percentage among active players (.544) and led the NBA in that category in 2010-11.
- Over the past 10 seasons, is the only player in the league to average at least 13.0 points, 6.0 rebounds and 2.0 assists while shooting 55.0% or better from the floor.
- In the 2016 Olympics for Brazil, averaged 13.0 points, 6.4 rebounds, 3.0 assists and 2.00 steals in 29.1 minutes per game while shooting 50.0% from the floor, 1-of-2 from 3-point range and 54.5% from the line.

2014-15 (Washington)

- In 67 games with 58 starts, averaged 11.0 points, 5.1 rebounds, 1.8 assists and 0.99 steals in 25.3 minutes per game while shooting 51.1% from the floor, 1-of-5 from 3-point range and 60.5% from the line.
- Missed five games with right plantar fasciitis (11/25-12/3/14), one game with a sore right knee (12/8/14), one game with a sore right foot (1/28/15) and five games for rest (4/3-4/8/15, 4/14-4/15/15).
- Was one of four players to average at least 11.0 points and 5.0 rebounds in fewer than 26.0 minutes per game.
- Scored 20+ points seven times... Grabbed 10+ rebounds three times while recording two double-doubles.
- **Playoffs:** Started all 10 games for Washington during its run to the Eastern Conference Semifinals, averaging 7.9 points, 6.6 rebounds and 1.5 assists in 25.7 minutes per game while shooting 44.7% from the floor and 47.8% from the line... Grabbed 10+ rebounds twice and recorded one double-double.

2013-14 (Washington)

- In 53 games with 37 starts, averaged 14.2 points, 5.5 rebounds, 2.9 assists and 1.21 steals in 29.4 minutes per game while shooting 50.3% from the floor, 1-of-5 from 3-point range and 58.3% from the line.
- Missed two games with a left calf strain (11/1-11/3/13), one game with a sore right Achilles, four games with right foot tendinitis (12/9-12/16/13) and 21 games with a left MCL sprain (2/23-4/5/14).
- Joined Tim Duncan as the only players to average at least 14.0 points, 5.0 rebounds and 2.0 assists in fewer than 30.0 minutes per game.
- Scored 20+ points seven times, including 30+ twice... Grabbed 10+ rebounds three times, including two double-doubles.
- **Playoffs:** Started all 10 games for Washington during its run to the Eastern Conference Semifinals, averaging 13.7 points, 5.3 rebounds, 2.6 assists and 1.10 blocks in 32.5 minutes per game while shooting 46.4% from the floor and 34.6% from the line... Scored 20+ points twice.

2012-13 (Washington)

- In 61 games with 49 starts, averaged 12.6 points, 6.7 rebounds and 2.9 assists in 27.2 minutes per game while shooting 48.0% from the floor, 0-of-1 from 3-point range and 72.9% from the line.
- Missed nine games with left foot plantar fasciitis (10/30-11/19/12), five games with a sore left foot (11/26/12, 12/15/12, 12/21/12, 4/15-4/17/13), two games with a shoulder injury (2/27-3/1/13) and four games with knee soreness (3/25-3/31/13).
- Joined Luis Scola as the only players to average at least 12.0 points, 6.0 rebounds and 2.0 assists in fewer than 28.0 minutes per game.
- Scored 20+ points seven times... Grabbed 10+ rebounds nine times, including seven double-doubles.

2011-12 (Denver/Washington)

- In 39 games with 33 starts, averaged 13.7 points, 7.5 rebounds, 2.1 assists, 1.08 steals and 0.97 blocks in 28.5 minutes per game while shooting 53.7% from the floor, 0-of-4 from 3-point range and 67.3% from the line.
- In 28 games with 27 starts for Denver, averaged 13.4 points, 7.4 rebounds and 2.2 assists in 29.5 minutes per game while shooting 50.9% from the floor and 67.7% from the line.
- In 11 games with six starts for Washington, averaged 14.5 points, 7.5 rebounds and 1.7 assists in 25.8 minutes per game while shooting 60.7% from the floor and 65.7% from the line.
- Joined Tim Duncan as the only players to average at least 13.0 points, 7.0 rebounds and 2.0 assists in fewer than 29.0 minutes per game.
- Scored 20+ six times... Grabbed 10+ rebounds nine times, including eight double-doubles.

2010-11 (Denver)

- In 75 games (all starts), averaged 14.5 points, 7.6 rebounds, 2.0 assists, 1.12 steals and 0.97 blocks in 30.5 minutes per game while shooting 61.5% from the floor (1st in NBA), 1-of-5 from 3-point range and 71.1% from the line.
- Joined DeMarcus Cousins as the only players to average at least 14.0 points, 7.0 rebounds and 2.0 assists in fewer than 31.0 minutes per game.
- Scored 20+ points 13 times... Grabbed 10+ rebounds 17 times, including 14 double-doubles.
- **Playoffs:** Started all five games of Denver's First Round series vs. Oklahoma City, averaging 14.2 points, 9.0 rebounds and 1.6 assists in 32.4 minutes per game while shooting 47.8% from the floor and 56.3% from the line... Scored 20+ points once and recorded one double-double.

2009-10 (Denver)

- Started all 82 games, averaging 13.8 points, 7.6 rebounds, 2.5 assists, 1.40 steals and 1.00 blocks in 32.6 minutes per game while shooting 58.7% from the floor (3rd in NBA), 0-of-2 from 3-point range and 70.4% from the line.
- Scored 20+ points 12 times... Grabbed 10+ rebounds 22 times, including 14 double-doubles.
- One of six players to average at least 13.0 points, 7.0 rebounds, 2.0 assists, 1.00 steals and 1.00 blocks.
- **Playoffs:** Started all five games of Denver's First Round series vs. Utah, averaging 11.4 points, 5.8 rebounds, 2.2 assists and 1.20 steals in 33.8 minutes per game while shooting 62.1% from the floor and 58.3% from the line... Recorded one double-double.

2008-09 (Denver)

- In 77 games with 76 starts, averaged 14.6 points, 7.8 rebounds, 1.4 assists, 1.40 steals and 1.31 blocks in 32.6 minutes per game while shooting 60.4% from the floor (2nd in NBA), 1-of-5 from 3-point range and 72.3% from the line.
- Missed two games with a right knee bone bruise (2/23-2/25/09), two games due to league suspension (3/25-3/27/09) and one game with a cervical strain (12/29/08).
- One of four players to average at least 14.0 points, 7.0 rebounds, 1.00 steals and 1.00 blocks.
- Scored 20+ points 12 times... Grabbed 10+ rebounds 21 times, including 20 double-doubles.
- **Playoffs:** Started all 16 games for Denver during its run to the Western Conference Finals, averaging 11.5 points, 7.5 rebounds, 2.6 assists and 1.25 steals in 32.8 minutes per game while shooting 54.8% from the floor and 65.7% from the line... Scored 20+ points twice and recorded two double-doubles.

2007-08 (Denver)

- In 16 games with one start, averaged 5.3 points and 5.4 rebounds in 16.6 minutes per game while shooting 40.8% from the floor, 0-of-1 from 3-point range and 55.1% from the line.
- Missed 22 games after suffering a torn ulnar collateral ligament in his left thumb vs. Boston on 11/7/07, 37 games recovering from testicular cancer (1/11-3/24/08) and the final six games of the season with a right groin strain.
- **Playoffs:** Appeared in all three games of Denver's First Round series vs. the L.A. Lakers, averaging 4.3 points and 2.3 rebounds in 10.0 minutes per game while shooting 55.6% from the floor and 3-of-3 from the line.

2006-07 (Denver)

- In 64 games with 42 starts, averaged 12.2 points, 7.0 rebounds 1.2 assists and 0.97 steals in 26.8 minutes per game while shooting 57.0% from the floor, 0-of-1 from 3-point range and 68.9% from the line.
- Missed four games with a right knee inflammation, one game for a league suspension (12/18/06) and 12 games with a right knee contusion.
- Scored 20+ points eight times... Grabbed 10+ rebounds 14 times and recorded 12 double-doubles.
- **Playoffs:** Started all five games of Denver's First Round series vs. San Antonio, averaging 15.2 points, 7.8 rebounds and 2.4 assists in 35.8 minutes per game while shooting 58.5% from the floor and 77.8% from the line... Recorded one double-double.

2005-06 (Denver)

- Suffered a torn ACL in his right knee just three minutes into the season opener at San Antonio on 11/1/05 and missed the remainder of the season.

2004-05 (Denver)

- In 55 games with 18 starts, averaged 9.6 points, 5.9 rebounds and 1.5 assists in 23.9 minutes per game while shooting 50.3% from the floor, 0-of-2 from 3-point range and 66.0% from the line.
- Missed 13 games due to a sprained medial collateral ligament in his left knee, two games with a right hip contusion, eight games with a strained left hamstring and four games due to league suspension.
- Scored 20+ points three times... Grabbed 10+ rebounds eight times and recorded seven double-doubles.
- **Playoffs:** Appeared in all five games of Denver's First Round series vs. San Antonio, averaging 6.6 points and 5.0 rebounds in 20.2 minutes per game while shooting 42.9% from the floor and 65.2% from the line.

2003-04 (Denver)

- In 77 games (all starts), averaged 11.8 points, 6.5 rebounds, 2.2 assists and 1.51 steals in 32.5 minutes per game while shooting 53.0% from the floor (4th in NBA), 0-of-2 from 3-point range and 68.2% from the line.
- Missed five games with a left groin strain.
- One of five players to average at least 11.0 points, 6.0 rebounds, 2.0 assists and 1.50 steals.
- Scored 20+ points six times... Recorded 12 double-doubles.
- **Playoffs:** Started all five games of Denver's First Round series vs. Minnesota, averaging 7.8 points, 5.0 rebounds and 3.0 assists in 26.4 minutes per game while shooting 44.4% from the floor and 53.8% from the line.

2002-03 (Denver)

- In 80 games with 53 starts, averaged 10.5 points, 6.1 rebounds, 1.9 assists and 1.59 steals in 28.2 minutes per game while shooting 51.9% from the floor, 0-of-3 from 3-point range and 57.8% from the line.
- Missed one game with a left low back strain and one game due to a strained neck.
- Named to the NBA All-Rookie First Team and competed in the Rookie Challenge during All-Star Weekend.
- Only player in the league to average at least 10.0 points, 6.0 rebounds and 1.50 steals in fewer than 30.0 minutes per game.
- Scored 20+ points six times... Grabbed 10+ rebounds 13 times and recorded nine double-doubles.

1999-2002 (International)

- Played three seasons for Vasco da Gama of the Brazilian league.

#42 Nenê

Personal

- Name is pronounced (neh-NAY)...Legally changed his name to Nenê in the summer of 2003...Given name is Maybyner Rodney Hilario.
- "Nenê" means "baby" in Portuguese – he is the youngest in his family and was the youngest in the group of kids he hung out with... Has one brother and one sister.
- Played soccer as a child and was invited to train with pro clubs at a young age...Plays the bass guitar.
- Is a member of the Brazilian national team and competed in the Olympics in 2012 and 2016 as well as the 2014 FIBA World Cup in Spain.
- Grew up idolizing Michael Jordan and Magic Johnson.
- Favorite meal is feijoada – a Brazilian black bean stew...Enjoys comedies and action movies... Favorite actor is Jackie Chan.
- Enjoys listening to Brazilian gospel music...Has hosted a gospel event with his pastor in Brazil... Favorite musician is jazz artist Fred Hamilton
- Established a foundation to build a youth center in his hometown of Sao Carlos, which provides educational and athletic resources to underprivileged children in the surrounding community.
- Participated in the NBA's Basketball Without Borders in South America in the summer of 2003 and 2004... Sponsors over 50 athletes in his hometown ranging from basketball, cycling, tennis and soccer.
- Favorite sports teams are Sao Paulo (Brazilian soccer) and FC Barcelona... Favorite player is Ronaldinho... Favorite movie is "Left Behind."



#21 Chinanu Onuaku



Personal Info

Height

6-10

Weight

245

Birthdate

11/1/96

Birthplace

Lanham, MD

High School

Riverdale Baptist (Upper Marlboro, MD)

Prior to NBA

Louisville

NBA Experience

Rookie

Drafted

2016 (37th overall) by Houston

NCAA Career Highs

PTS	18 (2 times)	OR	8 vs. Jacksonville St. 11/17/14
FGM	8 (2 times)	DR	12 (2 times)
FGA	13 (2 times)	TR	15 (2 times)
3FGM		AST	6 (2 times)
3FGA	1 vs. Grand Canyon 12/5/15	STL	5 vs. North Florida 11/21/15
FTM	4 (5 times)	BLK	7 vs. Cleveland State 11/26/14
FTA	8 vs. Grand Canyon 12/5/15	MIN	37 (2 times)

NCAA Career Statistics

YEAR	G-S	MIN	FGM-A	PCT	3FGM-A	PCT	FTM-A	PCT	REBOUNDS		PF-D	ST	TO	BLK	TP	RPG	APG	PPG
									OFF-DEF-TOT	AST								
2014-15 Louisville	35-26	623	45-73	.616	0-0	--	14-30	.467	69-91-160	19	83-1	26	44	42	104	4.6	0.5	3.0
2015-16 Louisville	31-29	762	137-221	.620	0-1	.000	33-56	.589	91-172-263	51	92-4	24	65	62	307	8.5	1.6	9.9
Career	66-55	1385	182-294	.619	0-1	.000	47-86	.547	160-263-423	70	175-5	50	109	104	411	6.4	1.1	6.2

Career Transactions

Selected by Houston in the second round (37th overall) of the 2016 NBA Draft.

#21 Chinanu Onuaku

2015-16

- **Summer 2016:** Appeared in all five games with four starts for Houston in the NBA Summer League in Las Vegas, averaging 3.0 points, 5.4 rebounds, 1.20 steals and 1.00 blocks in 21.2 minutes per game while shooting 43.8% from the floor and 1-of-2 from the line.

College

- Was an early entry candidate for the 2016 NBA Draft following his sophomore season at Louisville.
- As a sophomore, averaged 9.9 points, 8.5 rebounds, 1.6 assists and 2.0 blocks in 24.6 minutes per game after averaging 3.0 ppg, 4.6 rpg, 0.5 apg and 1.2 bpg in 17.8 mpg his freshman season.
- Shot 61.9% from the floor for his career and only shot below 50.0% four times his sophomore season.
- Over the final 15 games in 2015-16, shot 20-of-29 from the line after shooting 13-of-27 the first 16 games and 14-of-30 as a freshman in 2014-15... Switched to shooting free throws underhanded following his freshman season.
- Selected ACC All-Defensive team by media and coaches in 2015-16 as well as earning Honorable Mention All-ACC honors.
- Had the second-most double-doubles (10) of any ACC player during conference play in 2015-16.
- Ranked third in the ACC in blocks (2.0 bpg) in 2015-16 and recorded at least one block in all but four of the Cardinals games, including 3+ 10 times.

Personal

- Name is pronounced "Chih-NAH-noo On-ooH-AH-koo"... Also goes by "Nanu".
- Son of Nwaneka and Christopher Onuaku... Has three older siblings: Ify, Arinze, and Chuk.
- Sister, Ify, played basketball at Florida A&M... Brother, Arinze, played basketball for Syracuse and appeared in a total of 11 NBA games for New Orleans, Cleveland and Minnesota in 2013-14 and 2014-15... Arinze also briefly played for the Rockets single-affiliation NBA Development League partner, Rio Grande Valley, in 2010-11.
- Helped Riverside Baptist High School to the Maryland Private School Championship as a senior.
- Won a gold medal as a member of the 2015 USA Basketball Men's U19 World Championship Team.
- Was rated as the seventh-best center in the nation by Scout.com.
- Enjoys playing video games... Say his hidden talent is his ability to cook... Favorite player growing up was Carmelo Anthony.
- Favorite movies are Notorious and Next Friday... Favorite TV shows are The Boondocks, Family Guy and Martin.



#9 Pablo Prigioni



Personal Info

Height	Prior to NBA
6-3	Caja Laboral (Spain)
Weight	NBA Experience
185	4
Birthdate	Drafted
5/17/77	Undrafted
Birthplace	
Rio Tercero, Argentina	

Career Highs

	Regular Season	Playoffs		Regular Season	Playoffs
PTS	14 vs. Hou 12/17/12	14 at Bos 5/3/13	OR	4 vs. Por 2/5/14	2 at LAC 5/8/15
FGM	5 (3 times)	5 at Bos 5/3/13	DR	7 at Uta 4/8/16	5 at Bos 5/3/13
FGA	15 at Pho 4/13/16	9 at Bos 5/3/13	TR	7 (2 times)	5 at Bos 5/3/13
3FGM	4 at Dal 11/26/14	4 at Bos 5/3/13	AST	10 at Mem 2/18/14	6 (2 times)
3FGA	7 (2 times)	7 at LAC 5/8/15	STL	8 vs. Mia 1/13/16	5 at Bos 4/26/13
FTM	6 vs. NO 4/12/15	2 vs. LAC 5/6/15	BLK	1 (6 times)	1 vs. Ind 5/7/13
FTA	6 vs. NO 4/12/15	2 (4 times)	MIN	42:08 at Cha 4/15/13	29:51 at Bos 4/26/13

Career Statistics

REGULAR SEASON

YEAR	G-S	MIN	FGM-A	PCT	3FGM-A	PCT	FTM-A	PCT	REBOUNDS	AST	PF-D	ST	TO	BLK	TP	RPG	APG	PPG
12-13 New York	78-18	1263	100-220	.455	53-134	.396	22-25	.880	41-102-143	236	127-1	69	86	2	275	1.8	3.0	3.5
13-14 New York	66-27	1283	88-191	.461	65-140	.464	11-12	.917	36-93-129	228	132-0	67	60	2	252	2.0	3.5	3.8
14-15 N.Y.-Hou.	67-3	1197	91-228	.399	57-166	.343	35-41	.854	30-89-119	171	88-0	79	62	1	274	1.8	2.6	4.1
15-16 L.A. Clippers	59-3	823	55-147	.374	28-95	.295	7-8	.875	38-76-114	130	82-0	53	49	1	145	1.9	2.2	2.5
TOTALS	270-51	4565	334-786	.425	203-535	.379	75-86	.872	145-360-505	765	429-1	268	257	6	946	1.9	2.8	3.5

PLAYOFFS

YEAR	G-S	MIN	FGM-A	PCT	3FGM-A	PCT	FTM-A	PCT	REBOUNDS	AST	PF-D	ST	TO	BLK	TP	RPG	APG	PPG
12-13 New York	11-10	230	17-43	.395	13-30	.433	2-4	.500	2-15-17	35	21-0	14	6	1	49	1.5	3.2	4.5
14-15 N.Y.-Hou.	17-0	293	19-57	.333	12-41	.293	3-4	.750	6-13-19	39	40-0	15	12	0	53	1.1	2.3	3.1
15-16 L.A. Clippers	5-0	26	0-5	.000	0-2	.000	0-0	---	2-1-3	7	8-0	0	3	0	0	0.6	1.4	0.0
TOTALS	33-10	550	36-105	.343	25-73	.342	5-8	.625	10-29-39	81	69-0	29	21	1	102	1.2	2.5	3.1

Career Transactions

Signed as a rookie free agent with New York on 7/24/12... Re-signed with New York on 7/10/13... Traded by New York to Houston in exchange for Alexey Shved and two future first round picks on 2/19/15... Traded by Houston to Denver along with Nick Johnson, Kostas Papanikolaou, a future second round pick and cash considerations in exchange for Ty Lawson and a future second round pick on 7/20/15... Signed as a free agent with Houston on 7/29/16.

#9 Pablo Prigioni

2015-16 Notes/Career Highlights

- In 59 games with three starts for the L.A. Clippers, averaged 2.5 points, 2.2 assists and 1.9 rebounds in 13.9 minutes per game while shooting 37.4% from the floor, 29.5% from 3-point range and 87.5% from the line.
- Missed three games due to illness (11/20-11/22/15, 2/18/16) and recorded a DNP-CD 20 times.
- Would have ranked 15th in assist-to-turnover ratio (2.65) and tied for 11th in steal-to-turnover ratio (1.08) had he qualified.
- In three games as a starter, averaged 9.0 points, 6.3 assists and 5.7 rebounds... Had 13 points, 7 rebounds and 7 assists at Utah on 4/8/16.
- Had 2+ steals eight times, including 8 in 15 minutes of play vs. Miami on 1/13/16... Dating back to 1985-86, was the second player to have 8+ steals in fewer than 20 minutes of play.
- For his career, has an assist-to-turnover ratio of 2.98... Also has more steals (268) than turnovers (257) for his career and is one of 10 players (270+ GP) with more steals than turnovers dating back to 2012-13.
- For his career, shooting 87.2% from the line.
- **2016 Playoffs:** Appeared in five games of the L.A. Clippers First Round series vs. Portland, playing a total of 26 minutes.

2014-15 (New York and Houston)

- In 67 games with three starts, averaged 4.1 points, 2.6 assists, 1.8 rebounds and 1.18 steals in 17.9 minutes per game while shooting 39.9% from the floor, 34.3% from 3-point range and 85.4% from the line.
- In 43 games with three starts for New York, averaged 4.7 points, 2.4 rebounds, 1.9 assists and 1.21 steals in 18.5 minutes per game while shooting 42.2% from the floor, 37.4% from 3-point range and 84.6% from the line.
- Traded to Houston on 2/19/15... In 24 games for the Rockets, averaged 3.0 points, 2.8 assists, 1.6 rebounds and 1.13 steals in 16.8 minutes per game while shooting 34.3% from the floor, 27.5% from 3-point range and 86.7% from the line.
- Missed two games with a right ankle sprain, three with a sore left hip and recorded 10 DNP-CD's.
- Would have ranked 12th in assist-to-turnover ratio (2.76) had he qualified and third in steal-to-turnover ratio (1.27).
- Scored in double-figures five times... Hit 2+ 3FGM 18 times.
- Recorded 2+ steals 20 times, including 3+ eight times.
- **Playoffs:** Appeared in all 17 games for Houston during its run to the Western Conference Finals, averaging 3.1 points, 2.3 assists and 1.1 rebounds in 17.2 minutes per game while shooting 33.3% from the floor, 29.3% from 3-point range and 75.0% from the line... Had 11 points in Game 1 of the Western Conference Semifinals vs. the L.A. Clippers.

2013-14 (New York)

- In 66 games with 27 starts, averaged 3.8 points, 3.5 assists, 2.0 rebounds and 1.02 steals in 19.4 minutes per game while shooting 46.1% from the floor, 46.4% from 3-point range (2nd in NBA) and 91.7% from the line.
- Ranked third in the NBA in assist-to-turnover ratio (3.80) and would have ranked tied for seventh in steal-to-turnover ratio (1.12) if he qualified.
- Scored in double-figures twice... Had 10 assists at Memphis on 2/18/14.
- Recorded 2+ steals 19 times, including 3+ six times.
- Hit 2+ 3FGM 18 times, including 3+ four times.

2012-13 (New York)

- In 78 games with 18 starts, averaged 3.5 points, 3.0 assists and 1.8 rebounds in 16.2 minutes per game while shooting 45.5% from the floor, 39.6% from 3-point range and 88.0% from the line.
- Ranked 18th in assist-to-turnover ratio (2.74).
- Started the final 18 games of the season, which included a 13-game winning streak (3/18-4/9/13).
- Scored in double-figures five times... Hit 2+ 3FGM 12 times.
- Recorded 2+ steals 18 times, including 3+ four times.
- **Playoffs:** Appeared in 11 games with 10 starts for New York during its run to the Eastern Conference Semifinals, averaging 4.5 points, 3.2 assists, 1.5 rebounds and 1.27 steals in 20.9 minutes per game while shooting 39.5% from the floor, 43.3% from 3-point range and 2-of-4 from the line... Scored in double-figures twice.

2011-12 (International)

- Played for Caja Laboral of the Spanish league... In 39 league games, averaged 6.6 points, 3.9 assists, 3.3 rebounds and 1.8 steals... In 10 Euroleague games, averaged 7.3 points, 4.6 assists, 3.2 rebounds and 2.2 steals..

2010-11 (International)

- Played for Real Madrid in the Spanish league... In 31 league games, averaged 5.8 points, 3.7 assists, 2.6 rebounds and 1.1 steals... In 18 Euroleague games, averaged 5.4 points, 3.4 assists, 2.6 rebounds and 1.4 steals..

2009-10 (International)

- Played for Real Madrid in the Spanish league... In 41 league games, averaged 7.0 points, 4.0 assists, 2.3 rebounds and 2.2 steals... In 20 Euroleague games, averaged 7.0 points, 4.5 assists, 2.6 rebounds and 1.5 steals.

2008-09 (International)

- Played for Tau Ceramica Vitoria of the Spanish league... In 40 league games, averaged 9.0 points, 4.7 assists, 2.7 rebounds and 1.8 steals... In 21 Euroleague games, averaged 6.5 points, 4.3 assists, 2.5 rebounds and 1.5 steals.

2007-08 (International)

- Played for Tau Ceramica Vitoria of the Spanish league... In 34 league games, averaged 8.5 points, 4.6 assists, 2.4 rebounds and 1.3 steals... In 25 Euroleague games, averaged 7.0 points, 4.1 assists, 2.7 rebounds and 1.5 steals.

#9 Pablo Prigioni

2006-07 (International)

- Played for Tau Ceramica Vitoria of the Spanish league... In 34 league games, averaged 7.0 points, 4.3 assists, 2.7 rebounds and 1.8 steals... In 23 Euroleague games, averaged 6.6 points, 4.7 assists, 2.8 rebounds and 2.5 steals.

2005-06 (International)

- Played for Tau Ceramica Vitoria of the Spanish league... In 39 league games, averaged 7.9 points, 6.3 assists, 2.2 rebounds and 2.2 steals... In 25 Euroleague games, averaged 5.8 points, 6.2 assists and 2.1 rebounds.

2004-05 (International)

- Played for Tau Ceramica Vitoria of the Spanish league... In 27 league games, averaged 3.9 points, 2.8 assists, 1.9 rebounds and 1.1 steals... In 21 Euroleague games, averaged 4.3 points, 3.0 assists, 2.0 rebounds and 1.1 steals.

2003-04 (International)

- Played for Tau Ceramica Vitoria of the Spanish league... In 31 league games, averaged 5.6 points, 3.5 assists, 1.9 rebounds and 2.1 steals... In 20 Euroleague games, averaged 6.0 points, 4.0 assists, 2.1 rebounds and 1.9 steals.

2002-03 (International)

- Played for Lucentum Alicante of the Spanish league... In 34 league games, averaged 10.2 points, 4.3 assists, 2.4 rebounds and 2.3 assists.

2001-02 (International)

- Played for Lucentum Alicante of the Spanish league... In 39 league games, averaged 11.1 points, 3.4 assists and 2.2 rebounds.

2000-01 (International)

- Played for Fuenlabrada Madrid of the Spanish league, averaging 3.6 points and 1.1 rebounds.

1999-00 (International)

- Played for Fuenlabrada Madrid of the Spanish league, averaging 3.9 points and 1.5 rebounds.

1998-99 (International)

- Played for Obras Sanitarias of the Argentinian league, averaging 13.9 points and 3.4 assists.

Personal

- Last name is pronounced "pri-gee-OH-nee."
- Helped Argentina to a bronze medal at the 2008 Olympics and also competed in the 2012 Olympics... Won gold at the 2011 FIBA Americas Championship, silver at the 2007 Americas Championship and bronze at the 2009 Americas Championship.
- Won the Spanish National Championship in 2007-08, the King's Cup three times (2004, 2006, 2009) and Spanish Super Cup three times (2005, 2006, 2008).
- Two-time All-Euroleague second team selection (2006, 2007).
- Voted best point guard in the Spanish ACB league three times.



#8 Bobby Brown



Personal Info

Height

6-2

Weight

175

Birthdate

9/24/84

Birthplace

Los Angeles, CA

High School

Westchester (Los Angeles, CA)

Prior to NBA

Cal-State Fullerton

NBA Experience

2

Drafted

Not selected in the 2007 NBA Draft

Career Notes

Transactions

Was not selected in the 2007 NBA Draft... Signed as a rookie free agent with Sacramento on 7/25/08... Traded by Sacramento to Minnesota along with Shelden Williams in exchange for Rashad McCants and Calvin Booth on 2/19/09... Traded by Minnesota to New Orleans along with Darius Songaila in exchange for Antonio Daniels and a future second round pick on 9/9/09... Traded by New Orleans to the L.A. Clippers in exchange for a future second round pick on 1/26/10... Signed as a free agent with Houston on 9/23/16.

Pro Career

- In two NBA seasons for Sacramento, Minnesota, New Orleans and the L.A. Clippers, has appeared in 113 games with two starts while averaging 5.1 points and 1.8 assists in 12.8 minutes per game while shooting 38.4% from the floor, 31.1% from 3-point range and 81.0% from the line.
- 2015-16:** In 37 games for the Shenzhen Leopards of the Chinese Basketball Association, averaged 29.2 points, 6.3 assists, 4.7 rebounds and 1.1 steals... Also played for Besiktas Istanbul of the Turkish league, appearing in six games while averaging 17.5 points, 4.5 assists and 2.3 rebounds.
- 2014-15:** In 41 games for the DongGuan Leopards of the Chinese Basketball Association, averaged 31.3 points, 6.3 assists, 4.3 rebounds and 1.2 steals... **Summer 2014:** Started all five games for Portland in the NBA Summer League in Las Vegas, averaging 9.2 points 3.2 assists and 2.4 rebounds in 27.8 minutes per game while shooting 32.5% from the floor, 46.2% from 3-point range and 87.5% from the line.
- 2013-14:** In 41 games for the DongGuan Leopards of the Chinese Basketball Association, averaged 30.7 points, 5.7 assists, 3.9 rebounds and 1.6 steals.
- 2012-13:** In 49 games for Montepaschi Siena of the Italian league, averaged 17.3 points, 3.5 assists and 2.1 rebounds... In 24 Euroleague games, averaged 18.8 points, 5.3 assists and 1.7 rebounds... **Summer 2012:** In five games with two starts for Toronto in the NBA Summer League in Las Vegas, averaged 13.2 points, 4.2 assists and 1.6 rebounds in 22.6 minutes per game while shooting 47.2% from the floor, 50.0% from 3-point range and 88.9% from the line.
- 2011-12:** In 34 games for EWE Baskets Oldenburg of the German league, averaged 16.9 points, 4.7 assists and 2.2 rebounds... In 12 EuroChallenge games, averaged 15.8 points, 4.3 assists and 3.3 rebounds.
- 2010-11:** In four games for Asseco Prokom Gdynia of the Polish league, averaged 23.8 points, 4.3 assists, 3.0 rebounds and 1.8 steals... In six Euroleague games, averaged 10.7 points and 1.8 assists... In five VTB games, averaged 12.6 points, 2.2 assists and 2.0 rebounds... Also played for Aris Thessaloniki of the Greek league, averaging 11.3 points, 3.0 assists and 2.5 rebounds in 29 league games and 14.2 points, 3.3 assists and 2.6 rebounds in nine EuroCup games... **Summer 2010:** In five games with four starts for Toronto in the NBA Summer League in Las Vegas, averaged 12.4 points, 4.0 assists, 1.4 rebounds and 1.2 steals in 21.1 minutes per game while shooting 67.6% from the floor, 50.0% from 3-point range and 88.9% from the line.
- 2009-10:** Appeared in a total of 45 games for New Orleans and the L.A. Clippers, averaging 4.8 points and 2.0 assists in 11.5 minutes per game while shooting 37.1% from the floor, 26.5% from 3-point range and 86.7% from the line... **Summer 2009:** In five games for Minnesota in the NBA Summer League in Las Vegas, averaged 4.8 points and 1.4 assists in 14.6 minutes per game while shooting 37.0% from the floor.
- 2008-09:** Appeared in a total of 68 games with two starts for Sacramento and Minnesota, averaging 5.3 points and 1.7 assists in 13.7 minutes per game while shooting 39.2% from the floor, 34.6% from 3-point range and 79.1% from the line... **Summer 2008:** In six games for New Orleans in the NBA Summer League in Las Vegas, averaged 15.2 points, 6.3 assists and 3.2 rebounds in 35.0 minutes per game while shooting 42.4% from the floor.
- 2007-08:** In 45 games for ALBA Berlin of the German league, averaged 13.8 points, 3.7 assists and 2.6 rebounds... In 10 ULEB Cup games, averaged 16.0 points, 4.2 assists and 2.6 rebounds... **Summer 2007:** Played for Charlotte in the Orlando Pro Summer League.

College

- Played all four seasons at Cal-State Fullerton and left as the school's all-time leading scorer with 1,961 points... Also finished his career ranked first in 3-pointers made (307) and third in assists (516).

Personal

- Son of Bobby Brown and Regina Jefferson... Has a sister, Janika.
- Majored in communications... Enjoys playing video games and watching movies.

Career Statistics

REGULAR SEASON YEAR	G-S	MIN	FGMA	PCT	3FGMA	PCT	FTMA	PCT	REBOUNDS										
									OFF-DEF-TOT	AST	PF-D	ST	TO	BLK	TP	RPG	APG	PPG	
08-09 Sac.-Min.	68-2	931	141-360	.392	45-130	.346	34-43	.791	14-38-62	117	95-0	21	63	3	361	0.8	1.7	5.3	
09-10 N.O.-LAC	45-0	519	88-237	.371	26-98	.265	13-15	.867	9-29-38	88	42-0	15	46	1	215	0.8	2.0	4.8	
TOTALS	113-2	1451	229-597	.384	71-228	.311	47-58	.810	23-67-90	205	137-0	36	109	4	576	0.8	1.8	5.1	

#0 Gary Payton II



Personal Info

Height	High School
6-3	Spring Valley (Las Vegas, NV)
Weight	Prior to NBA
190	Oregon State
Birthdate	NBA Experience
12/1/92	Rookie
Birthplace	Drafted
Seattle, WA	Not selected in the 2016 NBA Draft

Career Notes

Transactions

Was not selected in the 2016 NBA Draft... Signed as a rookie free agent with Houston on 9/23/16.

Pro Career

- **Summer 2016:** Started two games for Houston in the NBA Summer League in Las Vegas, averaged 4.0 points, 4.5 rebounds, 3.5 assists and 1.00 steals in 17.0 minutes per game while shooting 37.5% from the floor and 50.0% from 3-point range... Left during the second quarter of the second game with a hernia and missed the remainder of summer league.

College

- Spent his final two seasons at Oregon State after attending Salt Lake Community College.
- Became the first two-time Pac-12 Defensive Player of the Year in conference history.
- In two seasons with the Beavers, averaged 14.7 points, 7.7 rebounds, 4.1 assists and 2.8 steals.
- As a senior in 2015-16, helped Oregon State to its first NCAA Tournament appearance since 1990.
- Led the Beavers in scoring (16.0 ppg), rebounding (7.8 rpg), assists (5.0 apg) and steals (2.5 spg) as a senior.
- According to Stats, Inc. was the first Division I player dating back to 1996-97 (as far back as their data goes) to average at least 16.0 points, 7.0 rebounds, 5.0 assists and 2.50 steals in a single season.
- Ranked top 10 in the Pac-12 in seven categories in 2015-16, including first in steals.
- Earned All-Pac 12 First Team and All-Defensive Team honors both seasons.
- Recorded a steal in 38 consecutive games, surpassing his father Gary Payton for the longest streak in school history.
- Scored in double-figures in 29 of his 32 games as a senior, including 20+ points eight times... Recorded eight double-doubles (all point/rebound) in 2015-16.

Personal

- Son of Gary and Monique Payton... Has two brothers, Gary Jr and Julian, and a sister, Raquel.
- Father also attended Oregon State and was a nine-time NBA All-Star and a member of the Naismith Basketball Hall of Fame.
- Majored in Human Development.
- Favorite athlete is the UFC's Ronda Rousey.
- Also lettered in swimming one year in high school.

NCAA Career Statistics

YEAR	G-S	MIN	FGM-A	PCT	3FGM-A	PCT	FTM-A	PCT	REBOUNDS									
									OFF-DEF-TOT	AST	PF-D	ST	TO	BLK	TP	RPG	APG	PPG
2014-15 Oregon State	31-30	1125	162-334	.485	27-92	.293	65-98	.663	64-167-231	98	84-2	95	59	37	416	7.5	3.2	13.4
2015-16 Oregon State	32-32	1096	205-422	.486	22-70	.314	79-123	.642	77-174-251	161	85-0	80	74	16	511	7.8	5.0	16.0
TOTALS	63-62	2221	367-756	.485	49-162	.302	144-221	.652	141-341-482	259	169-2	175	133	53	927	7.7	4.1	14.7

#17 Isaiah Taylor



Personal Info

Height

6-3

Weight

170

Birthdate

7/11/94

Birthplace

Hayward, CA

High School

The Village School (Houston, TX)

Prior to NBA

Texas

NBA Experience

Rookie

Drafted

Not selected in the 2016 NBA Draft

Career Notes

Transactions

Was not selected in the 2016 NBA Draft... Signed as a free agent with Houston on 9/23/16.

Pro Career

- **Summer 2016:** Appeared in all five games with three starts for Houston in the NBA Summer League in Las Vegas, averaging 5.0 points, 4.0 assists and 1.4 rebounds in 20.6 minutes per game while shooting 37.5% from the floor, 25.0% from 3-point range and 85.7% from the line.

College

- Was an early entry candidate for the 2016 NBA Draft following his junior season at Texas... Started all 92 games played for his career.
- Named First Team All-Big 12 as a junior after earning Third Team honors as a freshman and sophomore.
- For his career, averaged 13.6 points, 4.5 assists and 3.1 rebounds... In his final season, led the Longhorns in scoring (15.0 ppg) and assists (5.0 apg) while posting an assist-to-turnover ratio of 2.69.
- Averaged 5.3 FTA for his career while shooting 79.2% from the line and had 10+ FTA six times as a junior.
- As a junior, scored 20+ points seven times, including a career-high 35 at Texas Tech on 1/2/16.

Personal

- Son of Loretta Perkins and Kenneth Taylor.
- Uncle Terrell Lowery played at Loyola Marymount from 1989-92 and was teammates with Hank Gathers... Lowery also played baseball for the Chicago Cubs, Tampa Bay Devil Rays, and San Francisco Giants.
- Born in Hayward, Calif. but moved to Houston prior to his junior season of high school and enrolled at The Village School.
- As a senior, averaged 17.6 points, 10.0 assists and 6.0 steals while shooting 62.2% from the floor.
- Majored in Physical Culture and Sports.

NCAA Career Statistics

YEAR	G-S	MIN	FGM-A	PCT	3FGM-A	PCT	FTM-A	PCT	REBOUNDS		PF-D	ST	TO	BLK	TP	RPG	APG	PPG
									OFF	DEF-TOT								
2013-14 Texas	35-35	1055	144-368	.391	5-19	.263	151-202	.748	10-105-115	141	90-1	37	83	3	444	3.3	4.0	12.7
2014-15 Texas	24-24	757	109-272	.401	11-39	.282	85-101	.842	9-67-76	110	50-0	23	63	2	314	3.2	4.6	13.1
2015-16 Texas	33-33	1019	159-379	.420	19-62	.306	159-196	.811	14-78-92	164	88-0	29	61	7	496	2.8	5.0	15.0
TOTALS	92-92	2831	412-1019	.404	35-120	.292	395-499	.792	33-250-283	415	228-1	89	207	12	1254	3.1	4.5	13.6

#30 Kyle Wiltjer



Personal Info

Height

6-10

Weight

240

Birthdate

10/20/92

Birthplace

Portland, OR

High School

Jesuit (Beaverton, OR)

Prior to NBA

Gonzaga

NBA Experience

Rookie

Drafted

Not selected in the 2016 NBA Draft

Career Notes

Transactions

Was not selected in the 2016 NBA Draft... Signed as a rookie free agent with Houston on 9/23/16.

Pro Career

- **Summer 2016:** Appeared in all five games for Houston in the NBA Summer League in Las Vegas, averaged 8.8 points and 4.4 rebounds in 19.2 minutes per game while shooting 38.1% from the floor and 41.4% from 3-point range.

College

- Spent his final two seasons at Gonzaga after transferring from Kentucky.
- Named All-West Coast Conference First Team as a junior and senior... Earned Second Team All-America honors as a junior.
- Named WCC Newcomer of the Year and Tournament Most Outstanding Player as a junior... Was Southeastern Conference Sixth Man of the Year as a sophomore.
- In two seasons with the Bulldogs, averaged 18.6 points and 6.3 rebounds while shooting 51.4% from the floor, 44.9% from 3-point range and 82.8% from the line.
- Averaged 2.1 3FGM on 44.9% shooting in his two seasons with Gonzaga.
- Won the National Championship as a freshman with Kentucky playing alongside Anthony Davis, Terrence Jones and Michael Kidd-Gilchrist.

Personal

- Last name is pronounced "WILT-er"... Son of Greg and Carol Wiltjer.
- Father played for Canada in the 1984 Olympics... Has dual U.S./Canadian citizenship.
- Sister, Jordan Adams-Smith, was a four-time All-Mountain West Conference selection at New Mexico and played a season in the WNBA.
- Was a McDonald's American and competed in the Jordan Brand Classic... Played in the 2011 Nike Hoops Summit, scoring 12 points for the World Team.
- Was the 2011 Oregon Gatorade Player of the Year and a three-time Oregon 6A State Champion.

NCAA Career Statistics

YEAR	G-S	MIN	FGMA	PCT	3FGMA	PCT	FTM-A	PCT	REBOUNDS		AST	PF-D	ST	TO	BLK	TP	RPG	APG	PPG
									OFF-DEF-TOT										
2011-12 Kentucky	40-0	462	71-162	.438	35-81	.432	22-27	.815	26-44-70	16	44-0	5	27	17	199	1.8	0.4	5.0	
2012-13 Kentucky	33-10	784	117-278	.421	55-150	.367	47-58	.810	35-102-137	50	51-0	12	42	14	336	4.2	1.5	10.2	
2014-15 Gonzaga	38-37	1049	242-448	.540	68-146	.466	86-109	.789	51-184-235	71	62-0	18	43	25	638	6.2	1.9	16.8	
2015-16 Gonzaga	36-36	1209	260-529	.491	90-206	.437	126-147	.857	61-167-228	53	66-0	13	74	29	736	6.3	1.5	20.4	
TOTALS	147	3504	690-1417	.487	248-583	.425	281-341	.824	173-497-670	190	223-0	48	186	85	1909	4.6	1.3	13.0	

Jon Diebler

Pos: G/F • Ht: 6-6 • Wt: 205 • DOB: 6/22/88 College: Ohio State

Transactions

Selected by Portland in the second round (51st overall) of the 2011 NBA Draft... Rights were acquired by Houston in a three-team trade also involving Boston on 7/20/12.

International

2011-12: In 34 games for Panionios ON Telecoms Athens of the Greek league, averaging 10.8 points and 3.5 rebounds... **2012-13:** In 30 games for Pinar Karsiyaka SK Izmir of the Turkish league, averaging 11.0 points, 3.1 rebounds and 1.4 assists... In 13 EuroChallenge games, averaged 9.7 points, 2.3 rebounds and 1.1 assists... **2013-14:** In 36 games for Pinar Karsiyaka SK Izmir of the Turkish league, averaged 12.5 points, 3.2 rebounds and 1.3 assists... In 16 EuroCup games, averaged 12.4 points, 2.8 rebounds and 1.5 assists... **2014-15:** In 40 games for Pinar Karsiyaka SK Izmir of the Turkish league, averaged 12.9 points, 3.4 rebounds and 1.6 assists... In 20 EuroCup games, averaged 14.5 points, 3.9 rebounds and 2.1 assists... **2015-16; 2015-16:** In 26 games for Anadolu Efes Istanbul of the Turkish league, averaged 7.8 points, 1.8 rebounds and 1.4 assists... In 21 Euroleague games, averaged 10.2 points, 1.9 rebounds and 1.7 assists... **2016-17:** Set to play for Galatasaray Liv Hospital Istanbul of the Turkish league.

College

Spent all four seasons at Ohio State... As a senior, averaging 12.6 points on 50.7% shooting... For his career, averaged 2.6 3FGM on 41.6% shooting, including 4.1 3FGM per game on 50.2% shooting in his final season... Set the Big Ten record for career 3FGM with 374... Hit a school single-game record 10 3FGM against Penn State on 3/1/11... Named Third Team All-Big Ten as a senior.

Alessandro Gentile

Pos: F • Ht: 6-6 • Wt: 228 • DOB: 11/12/92 Country: Italy (Maddaloni)

Transactions

Selected by Minnesota in the second round (53rd overall) of the 2014 NBA Draft... Rights were traded to Houston in exchange for cash considerations on 6/26/14.

International

2009-10: In 24 games for Benetton Treviso of the Italian league, averaged 3.4 points and 1.2 rebounds... In four EuroCup games, averaged 6.5 points and 3.3 rebounds... **2010-11:** In 35 games for Benetton Treviso of the Italian league, averaged 8.9 points, 3.0 rebounds, 1.3 assists and 1.3 steals... In 17 EuroCup games, averaged 8.5 points, 2.5 rebounds and 1.4 assists... **2011-12:** In 10 games for Benetton Treviso of the Italian league, averaged 12.8 points, 4.3 rebounds, 1.5 assists and 1.3 steals... In EuroCup games, averaged 15.0 points, 6.6 rebounds, 1.4 assists and 1.2 steals... Later joined EA7 Emporio Armani Milano of the Italian league, averaging 8.2 points, 3.6 rebounds and 1.5 assists in 34 games... Also appeared in seven Euroleague games, averaging 4.6 points, 1.9 rebounds and 1.1 assists... **2012-13:** In 31 games for EA Emporio Armani Milano of the Italian league, averaged 11.9 points, 3.5 rebounds and 2.1 assists... In eight Euroleague games, averaged 6.3 points and 1.4 rebounds... **2013-14:** In 44 games for EA7 Emporio Armani Milano of the Italian league, averaged 12.2 points, 3.7 rebounds and 2.7 assists... In 21 Euroleague games, averaged 11.4 points, 2.4 rebounds and 2.3 assists... **2014-15:** In 37 games for EA7 Emporio Armani Milano of the Italian league, averaged 14.1 points, 4.8 rebounds, 3.3 assists and 1.1 steals... In 20 Euroleague games, averaged 14.3 points, 3.1 rebounds and 2.5 assists... **2015-16:** In 32 games for EA7 Emporio Armani Milano of the Italian league, averaged 11.8 points, 3.2 rebounds and 2.9 assists... In four Eurocup games, averaged 9.3 points, 2.3 assists and 2.0 rebounds... **2016-17:** Set to continue playing for EA7 Emporio Armani Milano of the Italian league.

Players in the System

Axel Hervelle

Pos: F • Ht: 6-9 • Wt: 240 • DOB: 5/12/83

Country: Belgium (Liège)

Transactions

Selected by Denver in the second round (52nd overall) of the 2005 NBA Draft ... Rights were traded to Houston in exchange for James White on 9/22/09.

International

2001-02: In 24 games for Go-Pass Pepinster of the Belgian league, averaged 4.0 points and 3.1 rebounds... Also averaged 3.1 ppg and 1.7 rpg in 13 NEBL games...

2002-03: In 25 games for Go-Pass Pepinster of the Belgian League, averaged 8.7 points, 7.3 rebounds and 1.3 assists... **2003-04:** In 18 games for Go-Pass Pepinster of the Belgian league, averaged 10.2 points, 9.6 rebounds and 1.2 assists... In nine ULEB Cup games, averaged 9.2 points, 9.2 rebounds, 1.6 assists and 1.7 steals...

2004-05: In five games for Go-Pass Pepinster of the Belgian league, averaged 9.4 points, 6.4 rebounds and 1.2 assists... Later joined Real Madrid of the Spanish ACB League, appearing in 27 league games, averaging 6.0 points, 5.1 rebound and 1.1 steals... In 12 Spanish League Playoff games, averaged 6.8 ppg, 5.8 rpg and 1.2 spg... Also played in 19 Euroleague games, averaged 7.4 ppg and 4.2 rpg... **2005-06:** In 32 games for Real Madrid of the Spanish ACB League, averaged 8.6 points, 5.3 rebounds and 1.0 assists... Also appeared in 23 Euroleague games, averaging 8.7 ppg and 4.3 rpg...

2006-07: In 34 games for Real Madrid in the Spanish ACB League, averaged 9.6 points, 5.6 rebounds, 1.4 assists and 1.3 steals... In 13 playoff games, averaged 9.2 ppg and 7.2 rpg... Also appeared in 17 ULEB Cup games, averaging 10.8 ppg, 4.8 rpg, 1.6 apg and 1.7 spg... **2007-08:** In 34 games for Real Madrid in the Spanish ACB League, averaged 9.3 points, 5.3 rebounds and 1.0 assists... In two playoff games, averaged 12.0 ppg and 6.0 rpg... Also appeared in 20 Euroleague games, averaging 9.3 ppg, 6.2 rpg and 1.1 apg...

2008-09: In 35 games for Real Madrid in the Spanish ACB League, averaged 8.1 points, 4.5 rebounds, 1.1 assists and 1.3 steals... In 18 Euroleague games, averaged 6.5 ppg and 4.9 rpg... **2009-10:** In seven games for Real Madrid of the Spanish ACB League, averaged 1.0 points and 2.6 rebounds... Later joined Bizkaia Bilbao Basket in the same league, averaging 7.8 ppg, 5.1 rpg, 2.2 apg and 1.4 spg in 18 games... **2010-11:** In 39 games for Bizkaia Bilbao Basket of the Spanish ACB League, averaged 6.7 points, 5.3 rebounds, 1.5 assists and 1.0 steals... **2011-12:** In 30 games for Gescrap Bizkaia Bilbao Basket of the Spanish ACB League, averaged 4.7 points and 3.3 rebounds... In 18 Euroleague games, averaged 4.8 ppg, 3.6 rpg and 1.1 apg...

2012-13: In 36 games for Gescrap Bizkaia Bilbao Basket of the Spanish Endesa League, averaged 7.9 points, 4.4 rebounds and 1.7 assists... In 17 EuroCup games, averaged 6.8 ppg, 5.9 rpg, 1.8 apg and 1.0 spg... **2013-14:** In 28 games for Bilbao Basket of the Spanish Endesa League, averaged 7.2 points, 6.1 rebounds and 1.3 assists... In 16 Eurocup games, averaged 7.2 ppg, 4.8 rpg and 1.0 apg... **2014-15:** In 30 games for Bilbao Basket of the Spanish Endesa League, averaged 7.7 points, 5.2 rebounds, 1.4 assists and 1.0 steals... **2015-16:** Set to continue playing for Bilbao Basket of the Spanish Endesa League... **2015-16:** In 30 games for Bilbao Basket of the Spanish Endesa League, averaged 6.3 points, 4.9 rebounds, 1.6 assists and 1.3 steals... In 12 Eurocup games, averaged 6.7 points, 4.6 rebounds and 1.3 assists... **2016-17:** Set to continue playing for Bilbao Basket of the Spanish Endesa League.

Sergio Llull

Pos: G • Ht: 6-3 • Wt: 190 • DOB: 11/15/87

Country: Spain (Mahon)

In the NBA

Selected by the Denver Nuggets in the second round (34th overall) of the 2009 NBA Draft ... Rights were traded to Houston in exchange for cash considerations on 6/25/09.

International

2005-06: In 11 games for Ricoh Manresa of the of the Spanish ACB league, averaged 2.8 points... **2006-07:** In 28 games for Ricoh Manresa of the Spanish second league, averaged 4.5 points, 1.3 rebounds and 1.8 assists... Later signed with Real Madrid of the Spanish ACB league, appearing in seven playoff games...

2007-08: In 30 games for Real Madrid of the Spanish ACB league, averaging 2.9 points, 1.5 assists and 1.1 rebounds... Also appeared in two playoff games... In 15 Euroleague games, average 2.3 ppg... **2008-09:** In 38 games for Real Madrid of the Spanish ACB league, averaged 87 points, 2.7 assists, 2.0 rebounds and 1.3 steals... In 18 Euroleague games, averaged 7.2 ppg, 2.1 apg and 1.1 rpg... **2009-10:** In 35 games for MMC Real Madrid of the Spanish ACB league, averaged 11.2 points, 2.1 assists and 1.7 rebounds... In 18 Euroleague games, averaged 9.5 ppg, 2.0 apg and 1.2 rpg...

2010-11: In 38 games for MMC Real Madrid of the Spanish ACB league, averaged 12.3 points, 2.8 assists, 1.9 rebounds and 1.1 steals... In 23 Euroleague games, averaged 11.9 ppg, 3.0 apg and 2.3 rpg... **2011-12:** In 46 games for Real Madrid of the Spanish ACB league, averaged 10.3 points, 3.9 assists, 2.2 rebounds and 1.0 steals... In 16 Euroleague games, averaged 7.4 ppg, 3.2 apg and 1.5 rpg... **2012-13:** In 42 games for Real Madrid of the Spanish Endesa league, averaged 11.7 points, 3.0 assists and 1.9 rebounds... In 27 Euroleague games, averaged 10.4 ppg, 3.2 apg, 2.3 rpg...

2013-14: In 44 games for Real Madrid in the Spanish Endesa league, averaged 13.9 points, 3.7 assists, 2.2 rebounds and 1.0 steals... In 31 Euroleague games, averaged 11.4 ppg, 4.0 apg, 1.8 rpg... **2014-15:** In 42 games for Real Madrid in the Spanish Endesa league, averaged 12.0 points, 3.3 assists and 1.8 rebounds... **2015-16:** In 42 games for Real Madrid of the Spanish Endesa league, averaged 12.1 points, 4.9 assists and 2.1 rebounds... In 24 Euroleague games, averaged 12.8 points, 4.6 assists and 1.8 rebounds... **2016-17:** Set to continue playing for Real Madrid of the Spanish Endesa league.

Brad Newley

Pos: G • Ht: 6-6 • Wt: 195 • DOB: 2/18/85

Country: Australia (Adelaide)

Transactions

Selected by Orlando in the second round (54th overall) in the 2007 NBA draft... Rights were traded to Houston in exchange for cash considerations on 6/28/07.

International

2004-05: In 35 games for Townsville in Australia's NBL, averaged 16.0 points, 3.3 rebounds and 1.9 assists...
2005-06: In 32 games for Townsville in Australia's NBL, averaged 19.3 points, 5.1 rebounds, 4.3 assists and 1.0 steals...
2006-07: In 35 games for Townsville in Australia's NBL, averaged 22.1 points, 5.2 rebounds, 3.2 assists and 1.3 steals...
2007-08: In 26 games for Panionios Forthnet Athens of the Greek league, averaged 10.8 points, 3.5 rebounds, 1.0 assists and 1.3 steals... In 10 playoff games, averaged 9.2 ppg, 2.8 rpg, 1.1 apg and 1.0 spg... In 12 ULEB Cup games, averaged 11.1 ppg, 3.4 rpg, 1.0 apg and 1.6 spg...
2008-09: In 28 games for Panellinois Athens of the Greek league, averaged 10.6 points and 4.4 rebounds... In 16 EuroCup games, averaged 10.1 ppg, 3.1 rpg and 1.2 spg...
2009-10: In 28 games for Besiktas ColaTurka Istanbul of the Turkish League, averaged 17.6 points, 4.5 rebounds 1.3 assists and 1.2 steals... In three EuroCup games, averaged 13.3 points, 3.3 rebounds and 1.3 assists...
2010-11: In 32 games for Lietuvos Rytas Vilnius of the Lithuanian league, averaged 9.1 points, 3.3 rebounds, 1.4 assist and 1.0 steals... In four Baltic league games, averaged 4.3 ppg, 2.0 rpg and 1.3 apg... In nine VTB league games, averaged 7.8 ppg, 4.1 rpg, 1.7 apg... In 15 Euroleague games, averaged 7.5 ppg, 4.1 rpg and 1.4 apg...
2011-12: In eight games for Lietuvos Rytas Vilnius of the Lithuanian league, averaged 4.5 points, 3.4 rebounds and 1.5 assists... In five VTB league games, averaged 2.4 ppg, 3.2 rpg and 1.0 spg... In three Euroleague qualifying games, averaged 3.3 ppg, 2.7 rpg and 1.0 spg... Later joined Valencia Basket of the Spanish ACB league, and appeared in 24 games, averaging 6.5 ppg and 2.4 rpg... In 10 EuroCup games, averaged 4.8 ppg, 2.4 rpg and 1.0 apg...
2012-13: In 40 games for Herbalife Gran Canaria of the Spanish Endesa league, averaged 11.6 points, 4.3 rebounds and 1.1 assists...
2013-14: In 37 games for Herbalife Gran Canaria of the Spanish Endesa league, averaged 11.3 points, 3.1 rebounds and 1.5 assists...
2014-15: In 32 games for Herbalife Gran Canaria of the Spanish Endesa league, averaged 10.3 points, 3.5 rebounds and 1.1 steals... In 21 EuroCup games, averaged 12.0 points, 3.3 rebounds and 1.1 assists...
2015-16: In 35 games for Herbalife Gran Canaria of the Spanish Endesa league, averaged 8.0 points, 2.6 rebounds and 1.5 assists... In 22 Eurocup games, averaged 8.5 points, 3.0 rebounds and 1.3 assists...
2016-17: Set play for the Sydney Kings of the Australian league.

Marko Todorovic

Pos: C • Ht: 6-11 • Wt: 240 • DOB: 4/19/92

Country: Montenegro (Podgorica)

Transactions

Selected by Portland in the second round (45th overall) of the 2013 NBA Draft... Rights were traded to Houston along with the rights to Kostas Papanikolaou and two future second round picks in exchange for Thomas Robinson on 7/10/23.

International

2010-11: In nine games for DKV Joventut Badalona of the Spanish ACB league, averaged 2.0 points and 2.0 rebounds... Also played 25 games for CB Praft Juventud of the Spanish second league, averaging 10.9 ppg, 6.7 rpg, 1.1 spg and 1.4 bpg...
2011-12: In five games for FIATC Joventut Badalona of the Spanish ACB league, averaged 3.4 points and 1.8 rebounds... Also played 26 games for CB Praft Juventud of the Spanish second league, averaging 15.8 ppg, 8.2 rpg, 1.1 spg and 1.4 bpg...
2012-13: In 30 games for Regal FC Barcelona of the Spanish Endesa league, averaging 2.8 points and 2.2 rebounds... In 18 Euroleague games, averaged 2.4 ppg and 2.2 rpg...
2013-14: In 19 games for Regal FC Barcelona of the Spanish Endesa league, averaged 3.3 points and 3.0 rebounds... In 12 Euroleague games, averaged 1.5 points and 1.6 rebounds...
2014-15: In 37 games for Bilbao Basket of the Spanish Endesa league, averaged 11.5 points, 7.2 rebounds, 1.2 assists and 1.2 steals...
2015-16: In 15 games for BC Khimky Moscow Region of the Russian league, averaged 8.4 points, 4.1 rebounds and 1.1 assists... In 16 Euroleague games, averaged 5.0 points and 3.8 rebounds... Also played for Bilbao Basket of the Spanish Endesa league, appearing in nine games while averaging 6.8 points and 4.6 rebounds.

Zhou Qi

Pos: F/C • Ht: 7-1 • Wt: 210 • DOB: 1/16/96
Country: China (Xinjiang)

Transactions

Selected by Houston in the second round (43rd overall) of the 2016 NBA Draft.

International


2010-11: Played for the Liaoning youth team in China...

2014-15: In 31 games for the Xinjiang Flying Tigers of the Chinese Basketball Association, averaged 14.1 points, 7.0 rebounds and a league-high 3.3 blocks...

2015-16: In 42 games for the Xinjiang Flying Tigers of the Chinese Basketball Association, averaging 15.8 points, 9.8 rebounds, 1.5 assists, 1.1 steals and a league-high 3.2 blocks... In the 2016 Olympics, averaged 5.6 points, 1.2 rebounds and 1.4 blocks in 19.0 minutes per game while shooting 56.2% from the floor, 20.0% from 3-point range and 56.2% from the line... **2016-17:** Set to continue playing for the Xinjiang Flying Tigers of the Chinese Basketball Association.

Personal

Name is pronounced "Joe Chee"... Member of the Chinese Senior National Team... Had a team-high 13 points for Team China in an exhibition game against Team USA on 7/26/16... Averaged 9.9 points, 6.0 rebounds and 2.0 blocks at the 2015 FIBA Asia Championships, earning All-Tournament honors... Played for the World Team in the 2015 Nike Hoops Summit... Averaged 5.4 blocks at the 2013 FIBA U19 Championship... Was measured with a 7'7.75" wingspan and a standing reach of 9'4.5" at the 2016 NBA Draft Combine.





CONGRATULATIONS TO THE HOUSTON ROCKETS AND
TOYOTA COROLLA ON 50 YEARS OF GREATNESS.
HERE'S TO THE NEXT 50 TOGETHER.



Official Vehicle of the Houston Rockets



TOYOTA
Let's Go Places

Business Team



Business Operations

Rockets Business Executives



Tad Brown
Chief Executive
Officer



Marcus Jolibois
Chief Financial
Officer



John R. Croley
Vice President
Corporate Development



Larry Kaiser
Vice President
Finance



Ken Sheirr
Vice President
Marketing



Gretchen Sheirr
Vice President
Sales & Service



Rafael Stone
General Counsel



Scott Manley
Asst. GM of Toyota
Center/VP of Arena
Operations



Tilman J. Fertitta
Advisory Director



Michael Goldberg
Outside Counsel
Baker Botts L.L.P.

Rockets Broadcast Team



Bill Worrell
Rockets Television
Play-by-Play



Matt Bullard
Rockets Television
Analyst



Clyde Drexler
Rockets Television
Analyst



Craig Ackerman
Rockets Radio &
Television
Play-by-Play



Matt Thomas
Rockets Radio Play-by-
Play & Public Address
Announcer



Adrian Chavarria
Rockets Spanish Radio
Play-by-Play

Rockets Business Team



Joe Abercrombie
Sr. Director of
Production
& Game Presentation



Lindsay Abowd
Manager
Premium Accounts



Jim Adessa
Senior Manager
Game Presentation



Courtney Aldrich
Manager
Suite Sales



Don Allen
Building Carpenter



Eddie Allen
Facilities Services
Event Staff



Clay Allen
Associate
General Counsel



Natalie Alvarado
Director
Entertainment



Inmar Alvarez
Facility Services
Assistant Supervisor



Tajma Baker
Building Operator



Sandra Banks
Senior Receptionist



Bill Baptist
Team Photographer



John Boer
Ticket Operations
Coordinator



Leilani Borbon Costa
Manager Corporate
Events



Wesley Brown
Manager Corporate
Sales



Michael Canella
Motion Graphics
Designer



Jared Capozzi
Suite Sales
Consultant



Randelyn Carpenter
Manager
Partnership Activation



Juan Castillo
Facility Services
Supervisor



Andre Coleman
Facility Services
Event Staff



Roderick Collins
Lead Operator &
Energy Management
Technician



David Congdon
Motion Graphics
Designer



Andrew Cornutt
Group Sales
Account Executive



Chris Costa
Director
Ticket Services



Aרון Crockett
Event Services
Coordinator

Rockets Business Team



Terra'nce Daniels
Rockets Video Editor
& Videographer



Dominic Davila
Entertainment
Specialist



Zachary Devine
Partnership Activation
Manager



Theresa Dibrell
Box Office
Supervisor



Michael Dimitroff
Ticket Sales
Account Executive



John Donovan
Suite Sales
Consultant



Michael Drummond
Manager
Security



Hai Duong
Manager
Community Relations



Cedrick Edwards
Manager
Guest Services



Charles Ellis
Security Officer



Melissa Ezell
Group Sales
Account Executive



Samer Faris
Ticket Services
Executive



April Felton
Manager
Suite Sales



Shannon Fischer
Manager
Partnership Activation



Troy Ford
Senior Manager
Maintenance



Scott Foulkrod
Manager
Audio/Visual &
Scoreboard



Kenya Freeman
Facility Services
Event Staff



Zee French
Senior Director
Member Experience &



Taylor French
Production
Coordinator



Sarah Gibson
Director of Suite
Activation &



Terri Glenn
Manager
Administrative
Services



Ricky Gomez
Community Relations
Coordinator



Joe Gonzalez
Graphic Designer



Zachary Hall
Ticket Sales
Account Executive



Joelle Hardin
Senior Group Sales
Account Executive

Rockets Business Team



Kris Handoyo
Digital Communications
Coordinator



Kristin Harper
Director
Human Resources



Ragnar Hartzheim
Senior Ticket Sales
Account Executive



Cody Haynes
Director
Ticket Sales



Marcellus Henderson
Lead Carpenter



Tracey Hughes
Sr. Director Media &
Player Relations



Alexa Hughes
Ticket Services
Executive



Kara Infante
Director
Retail Operations



Danny Jackson
Telecommunications
Supervisor



Sonia Jethva
Human Resources
Generalist



Byron Johnson
Security
Coordinator



Stephen Jones
Ticket Services
Executive



Zanetta Jones
Ticket Operations
Representative



Sarah Joseph
Director
Community Relations



Hiren Joshi
Digital Marketing
Coordinator



Micah Kamla
Web Developer &
Designer



Dawn Keen
Director
Corporate Partner
Services



Kayla Kurland
Manager, Corporate
Sales



Selena Lake
IT Systems
Coordinator



Lauren Leal
Game Operations
Coordinator/Host



Kelly Lemond
Building Operator



Winston Lin
Director
Strategy & Analytics



Elizabeth Lloyd
Group Sales
Account Executive



Jose Lopez
Creative Director



Mandy Love Walsh
Senior Manager
Event Marketing

Rockets Business Team



Tina MacArthur
Suite Sales
Coordinator



Jemina MacHarry
Suite Sales
Consultant



Lewis Madsen
Senior Accountant



Leticia Magana
Executive Assistant



Dawn Malone
Suite Sales
Coordinator



Steven Mancillas
Staff Accountant



Eric Marglous
Senior Director
Ticket Operations



Chrystal Martin
Ticket Operations
Representative



Courtnei Martin
Guest Services
Coordinator



Eric Martin
Event Sales
Executive



Josh Massey
Senior Group Sales
Account Executive



Sean McCloskey
Manager
Media Relations



Ashly McVea-Figueroa
Corporate Development
Coordinator



Cyrus Mitchell
Facility Services
Assistant Supervisor



Noelia Montero
Employment
Coordinator



Michael Moore
Administrative
Services Coordinator



Brandon Moss
Manager
Ticket Services



Billy Mounchan
IT Helpdesk
Coordinator



Mike Muse
Facility Services
Supervisor



Cortez Nichols
Manager
Suite Sales



Daniel O'Malley
Building Electrician



Sonia Ortiz
Staff Accountant



Andrea Palacios
Arena Group
Sales Coordinator



Joel Poff
Maintenance Electrician



Edgar Portillo
Assistant Director,
Engineer

Rockets Business Team



Paul Purczynsky
Building Operator



Brittney Randolph
Premium Sales
Executive



Vanessa Ramos
Facility Services
Administrative Asst.



Sunshine Rogers
Director
Strategic Development



Jesse Salazar
Manager
Season Ticket Sales



Bryant Savage
Senior Director
Security & Guest
Services



Chris Saxton
Ticket Sales
Account Executive



Sarah Schanzer
Ticket Services
Executive



Mike Schnieders
Director
Events & Marketing



Hunter Segesta
Event Marketing
Coordinator



Carlos Sepulveda
Director
Facility Services



Avani Sharma
Manager
Partnership Activation



Zach Shelton
Corporate Sales
Design Coordinator



Andrew Sidney
Manager
Group Sales &
Inside Sales



Sarah Silva
Event Operations
Coordinator



Kelli Smith
Ticket Service
Executive



Taryn Smith
Manager
Partnership Activation



Nicolas Somoano
Controller



Maranda Stephens
Payroll Coordinator



Paul Suarez
Director Digital
Marketing



Doug Swan
Director
Scoreboard Operations



Mathew Tape
Manager
Production



Chrislord Templonuevo
Senior Events
Coordinator



Andre Thomas
Ticket Sales
Account Executive



Hillary Thomas
Director
Event Operations

Rockets Business Team



Rebecca Traylor
Sr. Event Services
Coordinator



Will Tullos
Graphic Designer




Lauren Ward
Manager
Partnership Activation



Calvin Washington
Manager
Ticket Operations



DJ Washington
Facility Services
Shipping & Receiving



Chris Walker
Audio/Visual
Coordinator



O'Shea Woodhouse
Marketing Operations
Coordinator



Tom Wyatt
Director
Corporate Sales



Okpara Young
Director IT &
Telecommunications



Shelita Young
Ticket Services
Executive



Jessica Zakem
Ticket Services
Executive



Devin Zaring
Building Operator



Jenny Zehentner
Media Relations
Coordinator



Geno Zicarelli
Director
Corporate Sales

Rockets Business Team

Mission Statement

We are One Team committed to creating championship-caliber experiences for our fans, our partners and our employees both on the court and throughout the Houston community.

One Team All-Star

One Team All-Stars are those team members that have been recognized for consistently delivering excellence in job performance. These team members repeatedly reinforce the core behaviors of the organization: Passion, Accountability, Customer Focus and Teamwork.



2005-06

Joe Abercrombie
Sandra Banks
Dominic Davila
Clay Allen
Greg Poole
Mike Schnieders

2006-07

Juan Castillo
José Lopez
Eric Marglous
Eloise Gamez
Anthony Lopez
Bryant Savage

2007-08

Carlos Sepulveda
Bob Schranz
Hillary Thomas
Calvin Washington
Hai Duong
Eddie Romero
Barbara Arnold

2008-09

Paul Suarez
Scott Foulkrod
Chrystal Martin
Shelita Young
April Josey
Jimmy Coatsworth
Roderick Collins
Joel Poff

2009-10

Jim Adessa
Clarence Kirby
Laura Ortiz
Jessica Spangle
Cara Tamburello
Chrislord Templonuevo

2010-11

Dawn Keen
Xiomara Urias Pena
Rob Zuer
Geraldine Chell
Michael Drummond
Nicolas Somoano
Heather Radow
Terrance Daniels

2011-12

Elizabeth Lloyd
Theresa Dibrell
Tommie Tillman
Rachel Gottschalk
Lindsay Riley
Tracey Hughes
Jason Friedman

2012-13

Vanessa Dominguez Grimaldi
Kelsey Smith
Joelle Hardin
Lisa Gudino
Chad Shanks
Winston Lin
Laura Bosche

2013-14

Joel Poff
Cyrus Mitchell
Matt Tape
Donnia Thompson

2014-15

Natalie Alvarado
Jayllan Barnes
Sarah Schanzer
Rebecca Traylor

2015-16

Leilani Costa
Shannon Fischer
Zanetta Jones
Billy Mounchan

Rockets Entertainers



Clutch "The Rockets Bear"

Now in his 22nd season as the Rockets mascot, Clutch the Bear has become one of the most celebrated mascots in sports.

Clutch is HOUSTON'S #1 FAN and can be seen cheering on his team at all Rockets home games and at numerous community events throughout the city of Houston. Whether he is creating impromptu comedy, throwing a cake in an opposing team fan's face, shooting silly string, cheerleading, signing autographs, dancing with the Power Dancers, doling out hugs, or performing on-court skits, Clutch is always a fan favorite. When Clutch isn't entertaining fans at Toyota Center, he is visiting fans all over Houston and around the world, having performed across the U.S. and internationally in twelve countries. Clutch was named the first-ever NBA Mascot of the Year in 2005 and took the award home again in 2013. He was inducted into the Mascot Hall of Fame in 2006.

You can schedule Clutch for an appearance by calling his right hand man, Dominic Davila at (713) 758-7347.

Rockets Power Dancers

The Rockets Power Dancers have long been fan favorites at Rockets games and in the Greater Houston area for their tremendous energy, hard-hitting routines and love for the game. This world-class group of dancers has inspired Rockets fans in rooting for the home team since the 1994-95 season. The team comprised of business professionals and students perform at all home games and at numerous community, corporate and private events. The dancers join with the Rockets players, coaches and business team to help make a difference in the lives of children in the local community. In addition to the time they spend with fans at local events, in recent years, the dancers have been proud to represent the Rockets at the NBA All-Star Game, as well as at international events throughout mainland China, Hong Kong, the Philippines, Taiwan, Bosnia, Kosovo, the United Kingdom and Argentina. These versatile ladies have been featured on SportsCenter, CNN, Fox and FSN, as well as in Sports Illustrated, Maxim and Complex magazines. The Rockets Power Dancers are led by Entertainment Director Natalie Alvarado. This former seven-year member of RPD also toured the nation as a music performer with Universal Records. Her self-titled debut album "Natalie" premiered at No. 16 on the Billboard Top-200 Charts.



Front Row (L-R): Courtney, Casey (Captain), Carly
Middle Row (L-R): Jackie, Sierra, Nicole B., Desiree, Jasmine, Taryn, Julie, Stephanie
Back Row (Standing, L-R): Ashley, Nicole Z., Ashlee

Rockets Entertainers

Rockets Launch Crew

The Rockets Launch Crew took off in 2004-05 and hasn't looked back. This group of talented tumblers, break dancers, pop-lockers and cheer stunters are the best in the business. You can see them performing explosive routines, throwing t-shirts to fans and helping with on-court contests, all while bringing their special brand of spirit. The Launch Crew team members show their skills at home games, performing during timeouts and energizing the crowd at key moments in the game. They also make numerous community and corporate appearances throughout the year. Launch Crew has been invited to represent the Rockets at the NBA All-Star Game 6 years in a row. The crew has also represented Rockets Entertainment at the 2013-2014 Global Games in the Philippines and Taiwan. In 2013, the Launch Crew was named, "The Best Entertainment Team in Sports" by Gameops.com.

Rockets Little Dippers

The Little Dippers are the cutest addition to Rockets game entertainment. This coed squad of talented kids, ages 7-12, debuted in 2006-07 and was an immediate hit. The group of all-star kids from all over Houston perform hip-hop and novelty dance routines at weekend and special games throughout the year. Their energetic performances include tumbling, stunting and break dancing which always bring the crowd to its feet. The Little Dippers love to participate in the Rockets game experience and also perform at community events.

Rockets Space City Seniors

The Space City Seniors are another performance group for the Rockets. Consisting of several "young at heart" retirees, these seniors wow Toyota Center crowds on a regular basis with their current and old-school hip hop moves. Their high energy and enthusiasm for dance and the Rockets are unmatched in the NBA.

Sonic Boom Drumline

The Sonic Boom Drumline is the newest and loudest Entertainment Group of the Houston Rockets. It is comprised of snare, bass, tenor drums and cymbals. The Sonic Boom Drumline produces energy from their instruments to create shock waves of pandemonium in the arena. Whether it's standing alone as a unit or providing an explosive beat for the other Entertainment Groups, they never fail to bring the boom.

Anti-Gravity

The Rockets Dunk Team, Anti-Gravity, was introduced to Rockets entertainment in 2010. This powerful and explosive group of trampoline dunkers consists of gymnasts and performers who perform during quarter breaks at selective home games. They bring the energy and never cease to amaze the fans of Toyota Center with their one-of-a-kind acrobatic dunks. Many of the Anti-Gravity members travel from city to city as professional dunkers, and even circus entertainers, who have appeared on the infamous TV show, America's Got Talent. Anti-Gravity performs at community and corporate events throughout the season.



Clutch City Foundation

Established by Rockets Owner Leslie Alexander in 1995, the Clutch City Foundation provides hope, help and inspiration for those who might otherwise be forgotten. The Clutch City Foundation serves as the umbrella organization for all Rockets community initiatives. Through the foundation, Rockets players, coaches and staff participate in a myriad of programs for those who are in need, especially children. Since its inception, the Clutch Foundation has raised over \$15 million for those in need here in Houston and throughout the world.



Rockets Give Back Program

Houston Rockets and Toyota Center employees take part in the Rockets Give Back Program by volunteering with our community partners. Last season, nearly 1,000 volunteer hours were spent serving homeless families, assisting in food pantries, delivering meals to children, playing basketball and video games with youth, and helping out in animal shelters – just to name a few projects.

United Way of Greater Houston

The Rockets are committed to working with the United Way of Greater Houston in its efforts to provide a safety net for thousands of Houstonians who depend on

social agencies for support. Over the past 12 years, Owner Leslie Alexander and Rockets employees have contributed more than \$1 million dollars to the United Way Annual Campaign. In addition, the organization participates in the annual Impact Day projects—a city-wide, two-day service initiative dedicated to helping non-profit organizations facilities, including painting, landscaping, construction and other projects.

Hoops for Troops

Each season, Rockets players, legends and members of the military host a joint community service project that benefits a local non-profit. The annual initiative, is a part of Hoops for Troops, a partnership between the NBA and the Department of Defense where teams work alongside military personnel on projects that improve their community.

Rockets Launch Week – Fan Fest for Food & Food for Families Drive

For the past five seasons, the Rockets have hosted “Food for Families” Food Drive in support of families who need support. Held in October as part of “Rockets Launch Week” activities, Rockets and Toyota Center employees, school partners and fans donate more than 50,000 non-perishable goods to Casa de Esperanza and Target Hunger to replenish their food pantries. Last season thousands of fans took part in the first ever Houston Rockets Fan Fest For Food, a family festival featuring Rockets players and legends, inflatable games, music, food, basketball contests and entertainer performances.

A Season of Giving

During the holiday season, Rockets players, coaches and staff host a series of events for members of the community who are less fortunate. Each year, hundreds of children and their families are the recipients of private parties, gifts and surprise visits by players.

Houston Rockets Player Ticket Program

Charity begins at home for Rockets players, so each year many purchase blocks of season tickets to be donated to underserved children and their families. Non-profit or community groups that serve underprivileged youth and families, please visit the online community section at www.rockets.com and complete the application, or send a written request on your organization’s letterhead to: Houston Rockets, Community Relations, 1510 Polk St., Houston, TX 77002 or by fax to (713) 758-7358.



Heroes Program Presented by Bowen, Miclette & Britt and Burns & McDonnell

During the season, the Rockets recognize men and women who commit their lives to serving others. The Heroes Program honors members of the armed forces, police and fire departments, and people from all walks of life who contribute to make Houston a world-class city. Honorees and their guests are hosted in the Heroes Suite during the game and are recognized on-court for their contributions.

Grassroots Basketball

Rockets grassroots basketball programs provide opportunities and resources for youth to remain active and physically fit by participating in basketball related activities. From camps, to clinics, to leagues, hundreds of children each year enroll in Rockets year-round grassroots basketball programs.



Boys & Girls Clubs Best Shot Best Shot Program Presented by Toyota

The Rockets and Toyota are proud to encourage youth to always give their very best effort. Through the Best Shot Program, more than 1400 students participate in a 10-week basketball league, which also includes academic tutoring, cultural awareness workshops and drug prevention courses.

Houston Rockets Skills Camps

Continuing to expand upon grassroots basketball initiatives, the Rockets host a series of Skills Camps throughout the year. Each camp offers specialized training in basketball fundamentals, while teaching the importance of teamwork and good sportsmanship. Visit the community section at www.rockets.com for dates and locations.

Be Fit Challenge with Memorial Hermann

The Rockets and Memorial Hermann reward children who make nutritious eating and regular exercise a daily habit, as well as encourage parents to become involved in their children's healthy lifestyles. The Be Fit Challenge is implemented in Houston schools and provides children with nutritional and activity tips. It also includes a Be Fit game where students can win Rockets prizes. Additionally, one school is rewarded with an exciting Be Fit Rally, starring Rockets entertainment and Memorial Hermann fitness and nutrition experts.

Grassroots Education

The Rockets are committed to partnering with local school districts and education experts in an effort to help improve student academic performance. Therefore, the Rockets implement educational programs in collaboration with school administrators and educators that are designed around existing school curriculum.

Rockets Science Presented by Houston Community College

In partnership with Space Center Houston, the Rockets and HCC hosted the Rockets Science program, a STEM based initiative for 400 middle school students. Students participated in real world science activities while learning about the fundamentals of rocketry from Space Center Houston STEM educators. In addition to attending a Space Center Houston workshop, students spent time during the course of the program building their own Rockets. The highlight of the program was Rockets Launch Day at HCC where students tested their newly constructed rockets

Rockets Read Nation

The Rockets are proud to present the Read Nation program to elementary students throughout Greater Houston. The program is designed to promote the value and fun of reading. Participating students are rewarded with Rockets prizes and have the opportunity to host reading time outs at their school.

Green Initiatives

Toyota Center and the Houston Rockets are leaders in the Houston community on environmental best practices and aim to drive community activation on environmentally responsible behavior changes. In 2010, Toyota Center became the first professional sports facility in Texas to receive a LEED Certification, earning LEED Silver for existing buildings: Operations and Maintenance. Environmentally friendly practices include the following: recycling paper, cardboard, plastic and aluminum from employee/office spaces, as well as patrons attending events; toilet paper, soap and hand towels throughout the building are EPA and Green Seal certified; efficient hand towel and soap dispensers; motion light sensors in offices make Toyota Center more energy efficient; Controlled Building Automation System; Integrated Pest Management; compact fluorescent lighting throughout the venue; and food containers at concession stands are biodegradable.

Team "green" events have included tree plantings, litter control participation and clean ups in the community. The team also host an annual recycling event for electronics (i.e. televisions, computers and components), as well as an annual "Environmental Awareness" Game in which a "green" item is distributed to patrons and eco-friendly organizations educate patrons on "going green."

Green programs include PSAs at each home game promoting environmental best practice factoids, working with an energy provider to increase renewable credits of energy procurement, paperless ticketing via Flash Seats at all events to Toyota Center, and the "Green Team of the Game," where local youth groups help collect recyclable items during a home game and are recognized as the "Green Team of the Game" presented by Republic Services.

NBA Cares

NBA Cares is the league's global social responsibility program that builds on the NBA's mission of addressing important social issues. NBA Cares programs and participants have provided more than 3.7 million hours of hands-on service and created more than 1,040 places where kids and families can live, learn or play in communities around the world. The NBA also engages more than 12 million youth annually, inspiring play and teaching the values of the game. NBA Cares works with internationally recognized youth-serving programs that support education, youth and family development, and health-related causes, including: Thurgood Marshall College Fund, Special Olympics, YMCA of the USA, Boys & Girls Clubs of America, UNICEF, the Make-A-Wish Foundation, Share Our Strength and GLSEN.



Toyota Center

Toyota Center

Located in the heart of Downtown Houston, Toyota Center is the premier sports and entertainment venue in the nation's fourth-largest market. Since opening its doors in 2003, Toyota Center has been home to the Houston Rockets and host to some of the world's most well-known national and international touring artists, as well as the 2006 & 2013 NBA All-Star Games and the 2008 Latin Grammys. This state-of-the-art facility accommodates up to 18,000 guests with flexible seating configurations and proudly boasts the largest indoor center-hung scoreboard in the United States. Regardless if your event calls for arena accommodations or use of one of our many banquet spaces, lounges and restaurant, within our 60,000 square feet of space, we are dedicated to ensuring you receive a first-class experience.

Facts & Figures

Arena Sellout for Basketball	18,055
Suites (112 total).....	80 Traditional, 31 Theatre, 14 Courtside, 4 Platinum Lounge 3 Woodforest Club, 2 Reserve Loft and 1 Penthouse
Box Office Hours	Mon.-Fri. 9 a.m.-6 p.m., Sat. 10 a.m.-3 p.m. (in season), Sun. Closed (open at 12pm, event days only)
Team Shop Hours.....	Open for all home games and Tues. & Wed. 11 a.m.-5 p.m.
First Regular Season Game	Oct. 30, 2003

History

Harris County voters approved a referendum to build a new arena in Nov. 2000. Groundbreaking for the arena took place on July 31, 2001. Houston's state-of-the-art, multi-purpose facility opened in Oct. 2003.

Parking

Toyota Center has daily access to the adjacent Toyota Tundra parking garage, which features up to 2,500 parking spaces. Also surrounding Toyota Center are over 10,000 parking spaces within just a few blocks.

Levy Restaurants

Toyota Center is proud to partner with Levy Restaurants Sports & Entertainment Group. Hold on for a culinary adventure as Levy Restaurants takes your taste buds on a delicious ride. Guests can savor specialties from a restaurant-style menu featuring contemporary cuisine and dishes from Levy's patented 1,000-degree, wood-burning oven. No matter where your seat is for a game, reservations are available by calling 713.758.7534 or on Open Table. For those of you looking for the authentic experience, game-night favorites such as hot dogs and popcorn are always available.

Booking

Toyota Center is the perfect place to host your next meeting or event for 10 to 18,000 people. The arena is conveniently located with access to all of Houston's major highways and is adjacent to Discovery Green, George R. Brown Convention Center, downtown hotels as well as shops and restaurants. With all of its luxurious spaces available to rent, Toyota Center can make any event or meeting a truly unique experience. To book your next event, e-mail eventbooking@rocketball.com or call (713) 758-7758. Visit www.houstontoyotacenter.com/events/book-an-event for more information.



1994 NBA CHAMPIONS



1994 NBA Finals Rockets vs. Knicks (Houston wins 4-3)

Player	G-GS	MIN	FIELD GOALS		3-POINT		REBOUNDS		PF	DQ	S	TO	B	TP	Avg.			
			FG-A	Pct.	FG-A	Pct.	Off	Def								Total		
Olajuwon	7-7	302	75-150	.500	1-1	1.000	37-43	.860	13	51	64	25	26-0	11	25	27	155	26.9
Maxwell	7-7	264	35-96	.365	9-40	.225	15-22	.682	3	20	23	20	12-0	4	21	0	94	13.4
Horry	7-7	285	24-74	.324	11-36	.306	13-21	.619	13	30	43	26	24-0	9	10	4	72	10.3
Cassell	7-0	155	19-45	.422	7-16	.438	25-27	.926	6	16	22	20	22-1	9	15	2	70	10.0
Thorpe	7-7	277	27-52	.519	0-0	---	11-22	.500	23	56	79	23	23-0	6	8	0	85	9.3
Herrera	7-0	121	22-38	.579	0-0	---	4-5	.750	8	17	25	3	20-3	3	6	1	50	7.1
Smith	7-7	176	14-38	.368	5-14	.357	6-9	1.000	2	5	10	22	8-0	5	14	0	39	5.6
Billard	2-0	27	2-10	.200	2-7	.286	2-4	.500	2	4	6	0	3-0	1	0	1	8	4.0
Elli	7-0	79	5-23	.250	2-5	.400	5-6	.833	3	4	7	7	7-0	2	5	1	17	2.4
Cureton	1-0	2	0-0	---	0-0	---	0-0	---	0	0	0	0	0-0	0	0	0	0	0.0
Jent	3-0	7	0-2	.000	0-2	.000	0-0	---	0	1	1	0	3-0	0	1	0	0	0.0
ROCKETS	7	1680	223-523	.426	37-121	.306	120-159	.755	73	207	280	146	149-1	50	118	36	603	86.1
NEW YORK	7	1680	232-570	.407	36-105	.343	108-148	.730	105	196	301	152	160-2	57	92	43	608	86.9



1995 NBA CHAMPIONS



1995 NBA Finals Rockets vs. Magic (Houston wins 4-0)

Player	G-GS	MIN	FIELD GOALS		3-POINT		FT-FTA		Pct.	REBOUNDS			PF-DQ	S	T O	B	TP	Avg.
			FG-A	Pct.	FG-A	Pct.	FT-A	Pct.		Off	Def	Tot						
Oaijwon	4-4	179	58-116	.483	1-11	.000	18-26	.692	11	35	46	22	18-0	8	11	8	131	32.8
Drexler	4-4	162	27-60	.450	2-13	.154	30-38	.789	13	25	38	27	14-0	4	6	1	86	21.5
Horry	4-4	187	23-53	.434	11-29	.379	14-21	.667	9	31	40	15	9-0	12	5	9	71	17.6
Elie	4-4	161	24-37	.649	8-14	.571	9-10	.900	4	13	17	13	9-0	8	7	0	85	16.3
Cassell	4-0	93	15-35	.429	7-15	.467	20-24	.833	1	6	7	12	9-0	7	6	0	57	14.3
Smith	4-4	105	11-29	.379	8-19	.421	0-0	—	2	5	7	16	7-0	1	2	0	30	7.5
Brown	4-0	38	5-11	.455	0-1	.000	2-2	1.000	3	8	11	0	2-0	0	1	2	12	3.0
Jones	4-0	57	1-2	.500	0-0	—	2-2	1.000	0	8	7	0	15-0	0	1	0	4	1.0
Chilcutt	3-0	3	0-0	—	0-0	—	0-0	—	0	0	0	0	0-0	0	0	0	0	0.0
ROCKETS	4	985	162-343	.472	37-92	.402	95-123	.772	44	129	173	105	83-0	40	41	20	458	114.0
ORLANDO	4	985	163-350	.466	41-118	.347	61-89	.685	48	136	184	110	97-0	21	65	20	428	107.0



TAKE ADVANTAGE OF

FLASH SEATS

NOW!

THE HOUSTON ROCKETS OFFICIAL MARKETPLACE



EASY • SAFE • PAPERLESS

- Manage your season tickets online from anywhere
- No tickets to forget
- Enter games with your credit card
- Transfer or sell tickets you can't use



rockets.flashseats.com

2015-16 Season in Review



Rockets 2015-16 Season Statistics

PLAYER	G-GS	MIN	FG-FGA	PCT	3FG-FGA	PCT	FT-FTA	PCT	REBOUNDS										
									OFF	DEF	TOT	AST	PF-DQ	STL	TO	BLK	PTS	AVG	
Harden	82-82	3125	710-1617	.439	236-657	.359	720-837	.860	63	438	501	612	229-1	139	374	51	2376	29.0	
Howard	71-71	2280	372-800	.620	0-6	.000	232-474	.489	238	597	835	98	219-5	69	166	113	976	13.7	
Beasley	20-0	363	107-205	.520	3-9	.333	38-49	.776	29	69	98	16	39-0	11	24	9	255	12.8	
Ariza	81-81	2859	357-859	.416	185-499	.371	126-161	.783	67	299	366	168	177-0	160	113	26	1025	12.7	
Thornton	47-6	885	174-435	.400	73-216	.338	51-58	.879	31	84	115	66	73-0	34	40	3	472	10.0	
Beverley	71-63	2041	258-594	.434	124-310	.400	60-88	.682	73	177	250	239	234-1	94	91	26	700	9.9	
Jones	50-11	1044	166-367	.452	25-79	.316	77-116	.664	62	149	211	41	86-0	23	49	39	434	8.7	
Brewer	82-12	1669	212-552	.384	61-224	.272	105-140	.750	42	157	199	109	168-1	84	78	19	590	7.2	
Capela	77-35	1471	231-397	.582	0-1	.000	80-211	.379	194	300	494	47	190-3	59	60	92	542	7.0	
Motiejunas	37-22	547	90-205	.439	16-57	.281	34-63	.642	37	72	109	41	69-0	17	44	5	230	6.1	
Smith (TOT)	55-7	880	127-349	.364	41-143	.287	37-67	.552	51	141	192	90	118-1	34	77	47	332	6.0	
Smith (HOU)	23-6	421	58-169	.343	23-85	.271	12-25	.480	18	49	67	48	56-1	16	36	13	151	6.6	
Terry	72-7	1258	151-376	.402	93-261	.356	27-33	.818	14	65	79	103	91-0	47	49	9	422	5.9	
Lawson	53-12	1176	111-287	.387	31-94	.330	56-80	.700	20	69	89	108	71-0	43	82	6	309	5.8	
Harrell	39-1	379	58-90	.644	0-1	.000	24-46	.522	25	40	65	17	48-0	11	17	11	140	3.6	
Goudelock	8-0	50	9-20	.450	1-9	.111	3-4	.750	1	1	2	4	4-0	6	7	2	22	2.8	
McDaniels	37-1	235	29-72	.403	7-25	.280	24-30	.800	16	26	42	10	30-0	7	17	6	89	2.4	
Hayes	2-0	24	1-2	.500	0-0	---	2-2	1.000	0	8	8	2	6-0	0	3	0	4	2.0	
Dekker	3-0	6	0-0	---	0-0	---	0-0	---	0	1	1	0	0-0	1	0	0	0	0.0	
ROCKETS	82	19830	3094-6847	.452	878-2533	.347	1671-2407	.694	930	2601	3531	1821	1790-12	821	1307	430	8737	106.5	
OPPONENTS	82	19830	3200-6977	.459	796-2206	.361	1525-2018	.756	970	2690	3660	2015	1847-11	734	1361	404	8721	106.4	

PLAYER	SINGLE-GAME HIGHS					AVERAGE PER GAME					CAREER HIGHS (C=SET, T=TIED THIS SEASON)										
	MIN	REB	A	S	TO	BLK	PTS	MIN	REB	AST	STL	TO	BLK	PTS	FG	FGA	FT	FTA	REB	AST	PTS
Harden	47	17	16	8	10	3	50	38.1	6.1	7.5	1.70	4.6	0.62	29.0	16T	32	22	25	17C	16C	51
Howard	45	26	5	4	6	6	36	32.1	11.8	1.4	0.97	2.3	1.59	13.7	16	24	25	39	26T	7	45
Beasley	31	11	2	3	2	30	18.1	4.9	0.8	0.55	1.2	0.45	12.8	17	31	12	12	16	9	42	9
Ariza	44	12	11	5	5	3	31	35.3	4.5	2.3	1.98	1.4	0.32	12.7	14	23	10	12	15	11C	40
Thornton	42	7	7	4	4	1	32	18.8	2.4	1.4	0.72	0.9	0.66	10.0	16	27	12	14	11	9	42
Beverley	41	12	12	6	5	3	22	28.7	3.5	3.4	1.32	1.37	9.9	9C	16	7	8	12T	12C	22C	22C
Jones	42	9	4	3	5	4	23	20.9	4.2	0.8	0.46	1.0	0.78	8.7	14	20	7T	10	17	6	36
Brewer	35	7	5	6	4	2	24	20.4	2.4	1.3	1.02	1.0	0.23	7.2	19	30	11	15	18	9	51
Capela	36	17	4	4	5	4	18	19.1	6.4	0.6	0.77	0.8	1.19	7.0	7C	14C	5C	10C	17C	4C	18C
Motiejunas	27	9	4	3	4	2	19	14.8	2.9	1.1	0.46	1.2	0.14	6.2	11	19	5T	8	15	7	26
Smith (TOT)	29	12	6	3	5	4	19	16.0	3.5	1.6	0.62	1.4	0.85	6.0	15	29	12	26	22	12	38
Smith (HOU)	29	8	6	3	5	3	19	18.3	2.9	2.1	0.70	1.6	0.57	6.6							
Terry	31	6	6	3	3	1	19	17.5	1.1	1.4	0.65	0.7	0.13	5.9	16	34	13	17	10	16	46
Lawson	41	5	11	4	5	1	18	22.2	1.7	3.4	0.81	1.5	0.11	5.8	13	22	13	16	9	18	37
Harrell	27	8	2	1	3	2	17	9.7	1.7	0.4	0.28	0.4	0.28	3.6	7C	9C	3C	5C	8C	2C	17C
Goudelock	17	1	2	2	2	1	11	6.2	0.3	0.5	0.75	0.9	0.25	6	12	3C	4C	5	3	14	
McDaniels	18	5	2	1	3	2	12	6.4	1.1	0.3	0.19	0.5	0.16	2.4	8	17	6T	8	13	5	21
Hayes	15	7	2	0	3	0	4	11.9	4.0	1.0	0.00	1.5	0.00	2.0	9	15	8	8	18	11	21
Dekker	5	1	0	1	0	0	0	2.1	0.3	0.0	0.33	0.0	0.00	0.0	0C	0C	0C	0C	1C	0C	0C
ROCKETS	265	55	33	20	14	132	241.8	43.1	22.2	10.01	15.9	5.24	106.5	67	138	47	65	89	50	156	156
OPPONENTS	265	60	35	18	29	11	140	241.8	44.6	24.6	8.95	16.6	4.93	106.4	67	131	46	62	82	47	165

Season Transactions

6/25: Selected Sam Dekker (18th overall) and Montrezl Harrell (32nd overall) in the 2015 NBA Draft... 7/9: Re-signed Patrick Beverley... 7/14: Re-signed Corey Brewer... 7/20: Acquired Ty Lawson and a 2017 second round pick from Denver in exchange for Joey Dorsey, Nick Johnson, Kostas Papanikolaou, Pablo Prigioni, Houston's lottery-protected 2016 first-round pick and cash considerations... 7/21: Re-signed K.J. McDaniels... 7/25: Signed free agent Marcus Thornton... 8/24: Re-signed free agent Jason Terry... 9/21: Signed free agents Will Cummings, Denzel Livingston, Joshua Smith and Chris Walker... 9/28: Signed free agent Jeremy Tyler... 10/13: Claimed Arsalan Kazemi off waivers... 10/23: Waived Will Cummings, Denzel Livingston, Jeremy Tyler and Chris Walker... 10/24: Waived Arsalan Kazemi and Joshua Smith... 11/1: Signed free agent Chuck Hayes... 11/8: Waived Chuck Hayes... 11/11: Assigned K.J. McDaniels to the D-League... 11/16: Recalled K.J. McDaniels from the D-League... 11/18: Relieved Kevin McHale of his head coaching duties and named J.B. Bickerstaff interim head coach and Chris Finch associate head coach... 12/2: Assigned K.J. McDaniels to the D-League... 12/6: Assigned Montrezl Harrell to the D-League... 12/9: Recalled K.J. McDaniels from the D-League... 12/15: Recalled Montrezl Harrell from the D-League... 12/26: Assigned Montrezl Harrell and K.J. McDaniels to the D-League... 12/28: Recalled Montrezl Harrell and K.J. McDaniels from the D-League... 1/7: Assigned K.J. McDaniels to the D-League... 1/15: Recalled K.J. McDaniels from the D-League... 1/22: Acquired Josh Smith via trade from the L.A. Clippers for along with the rights to Sergei Lishouk and cash considerations in exchange for the rights to Maarty Leunen... 1/23: Assigned Montrezl Harrell and K.J. McDaniels to the D-League... 1/29: Recalled Montrezl Harrell and K.J. McDaniels from the D-League... 1/30: Assigned K.J. McDaniels and Donatas Motiejunas to the D-League... 2/1: Recalled K.J. McDaniels and Donatas Motiejunas from the D-League... 2/3: Assigned Donatas Motiejunas to the D-League... 2/4: Recalled and Assigned Donatas Motiejunas to the D-League... 2/6: Assigned K.J. McDaniels to the D-League... 2/9: Recalled K.J. McDaniels and Donatas Motiejunas from the D-League... 2/18: Filed three-way trade with Detroit and Philadelphia in which Rockets traded Donatas Motiejunas and Marcus Thornton to the Pistons and Denver's 2017 second round pick to the Sixers and received a protected 2016 first round pick from Detroit and the draft rights to Chukwuadibe Maduabum from Philly [Trade rescinded by Detroit on 2/22]... 2/19: Assigned Sam Dekker to the D-League... 2/22: Recalled Sam Dekker from the D-League... 2/23: Assigned Sam Dekker to the D-League... 2/26: Waived guard Marcus Thornton... 2/28: Recalled Sam Dekker from the D-League... 3/1: Assigned Sam Dekker to the D-League... 3/2: Waived guard Ty Lawson... 3/4: Signed free agent Michael Beasley... Assigned Montrezl Harrell and K.J. McDaniels to the D-League... 3/5: Recalled Sam Dekker, Montrezl Harrell and K.J. McDaniels from the D-League... 3/9: Signed free agent Andrew Goudelock... 3/23: Assigned Montrezl Harrell to the D-League... 4/9: Recalled Montrezl Harrell from the D-League.

2015-16 Game-by-Game Results

Date	Opponent	Result	Home	Road	Total	High Scoring	High Rebounds	High Assists	Opponent Scoring	Atten.
Oct 28	DENVER	L 85-105	0-1	0-0	0-1	Harden-22	Beverley-8	Lawson/Harden-6	Gallinari-23	18,240
Oct 30	GOLDEN STATE	L 92-112	0-2	0-0	0-2	Harrell-17	Capela-8	Lawson/Harden-5	Curry-25	18,142
Nov 1	@Miami	L 89-109	0-2	0-1	0-3	Thornton-21	Ariza-7	Harden-7	Whiteside-25	19,600
Nov 2	OKLAHOMA CITY	W 110-105	1-2	0-1	1-3	Harden-37	Howard-8	Lawson-11	Durant-29	17,224
Nov 4	ORLANDO	W 119-114(OT)	2-2	0-1	2-3	Harden-28	Howard-14	Lawson-8	Fourrier-29	16,735
Nov 6	@Sacramento	W 116-110	2-2	1-1	3-3	Harden-43	Capela-12	Harden-13	Collison/Casspi-22	16,983
Nov 7	@L.A. Clipper	W 109-105	2-2	2-1	4-3	Harden-46	Howard-20	Lawson-4	Griffin-35	19,361
Nov 11	BROOKLYN	L 98-106	2-3	2-1	4-4	Harden-23	Howard-17	Thornton-7	Bogdanovic-22	18,155
Nov 13	@Denver	L 98-107	2-3	2-2	4-5	Harden-28	Howard-10	Lawson-7	Gallinari-27	16,113
Nov 14	DALLAS	L 98-110	2-4	2-2	4-6	Harden-25	Capela-10	Harden-10	Fellon-23	18,231
Nov 16	BOSTON	L 95-111	2-5	2-2	4-7	Ariza-19	Howard-12	Lawson-5	Thomas-23	17,005
Nov 18	PORTLAND	W 108-103(OT)	3-5	2-2	5-7	Harden-45	Howard-19	Harden-11	Lillard-23	17,107
Nov 20	@Memphis	L 84-96	3-5	2-3	5-8	Harden-22	Howard-15	Harden-5	Conley-26	17,555
Nov 21	NEW YORK	L 102-107	3-6	2-3	5-9	Harden-24	Capela-14	Harden-10	Porzingis-24	18,226
Nov 25	MEMPHIS	L 93-102	3-7	2-3	5-10	Harden-40	Ariza-12	Harden-5	Ja. Green-20	18,143
Nov 27	PHILADELPHIA	W 116-114	4-7	2-3	6-10	Harden-50	Howard-13	Harden-8	Covington-28	17,306
Nov 29	@New York	W 116-111(OT)	4-7	3-3	7-10	Harden-26	Capela-11	Harden-9	Afflalo-31	19,812
Nov 30	@Detroit	L 105-116	4-7	3-4	7-11	Harden-29	Howard-10	Harden-7	Jackson-31	14,818
Dec 2	NEW ORLEANS	W 108-101	5-7	3-4	8-11	Harden-24	Howard-16	Lawson/Harden-6	Davis-29	17,339
Dec 4	@Dallas	W 100-96	5-7	4-4	9-11	Harden-25	Capela-10	Harden-9	Williams-22	20,339
Dec 5	SACRAMENTO	W 120-113	6-7	4-4	10-11	Harden-31	Howard-18	Harden-9	McLemore-19	17,318
Dec 8	@Brooklyn	L 105-110	6-7	4-5	10-12	Thornton-32	Capela/Howard-9	Harden-9	Lopez-24	13,319
Dec 9	@Washington	W 109-103	6-7	5-5	11-12	Harden-42	Howard/Harden-9	Harden-7	Wall-26	16,041
Dec 12	L.A. LAKERS	W 126-97	7-7	5-5	12-12	Harden-30	Howard-12	Lawson-8	Bryant-25	14,856
Dec 14	@Denver	L 108-114	7-7	5-6	12-13	Harden-24	Howard-8	Beverley-8	Barton-23	12,022
Dec 15	@Sacramento	L 97-107	7-7	5-7	12-14	Harden-33	Capela-9	Harden-6	Cousins-26	17,317
Dec 17	@L.A. Lakers	W 107-87	7-7	6-7	13-14	Harden-25	Howard-15	Harden-6	Bryant-22	18,997
Dec 19	L.A. CLIPPERS	W 107-97	8-7	6-7	14-14	Howard-22	Howard-14	Harden-11	Griffin-22	18,212
Dec 21	CHARLOTTE	W 102-95	9-7	6-7	15-14	Harden-36	Howard-9	Harden-7	Walker-14	18,236
Dec 23	@Orlando	L 101-104	9-7	6-8	15-15	Harden-31	Ariza-8	Harden-7	Vucevic-21	17,061
Dec 25	SAN ANTONIO	W 88-84	10-7	6-8	16-15	Harden-20	Howard-12	Harden-9	Leonard-20	18,319
Dec 26	@New Orleans	L 108-110	10-7	6-9	16-16	Harden-25	Howard-9	Lawson/Harden-5	Gordon-26	14,248
Dec 29	ATLANTA	L 115-121	10-8	6-9	16-17	Howard-30	Howard-16	Harden-8	Horford-30	18,211
Dec 31	GOLDEN STATE	L 110-114	10-9	6-9	16-18	Harden-30	Howard-13	Howard/Harden-5	K. Thompson-38	13,313
Jan 2	@San Antonio	L 103-121	10-9	6-10	16-19	Howard-22	Howard-12	Beverley-7	Aldridge-24	16,652
Jan 4	@Utah	W 93-91	10-9	7-10	17-19	Harden-30	Howard-13	Harden-7	Hood-23	17,912
Jan 7	UTAH	W 103-94	11-9	7-10	18-19	Harden-33	Capela-10	Beverley-4	Hayward-15	18,155
Jan 10	INDIANA	W 107-103(OT)	12-9	7-10	19-19	Ariza-24	Howard-17	Harden-9	George-20	18,133
Jan 12	@Memphis	W 107-91	12-9	8-10	20-19	Harden-25	Howard-14	Terry-6	Gasol-20	16,044
Jan 13	MINNESOTA	W 107-104	13-9	8-10	21-19	Harden-27	Howard-10	Harden-11	Wiggins-28	17,115
Jan 15	CLEVELAND	L 77-91	13-10	8-10	21-20	Howard-14	Howard-11	Harden-5	Irving-23	18,320
Jan 17	@L.A. Lakers	W 112-95	13-10	9-10	22-20	Harden-31	Howard-15	Lawson/Harden-5	Williams-20	18,997
Jan 18	@L.A. Clipper	L 132-140(OT)	13-10	9-11	22-21	Howard-36	Howard-26	Harden-8	Redick-40	19,060
Jan 20	DETROIT	L 114-123	13-11	9-11	22-22	Harden-33	Harden-17	Harden-14	Caldwell-Pope/Morris-22	17,203
Jan 22	MILWAUKEE	W 102-98	14-11	9-11	23-22	Harden-30	Capela-9	Harden-8	Monroe/Middelton-27	17,196
Jan 24	DALLAS	W 115-104	15-11	9-11	24-22	Ariza-29	Harden-15	Harden-10	Parsons-31	18,142
Jan 25	@New Orleans	W 112-111	15-11	10-11	25-22	Harden-35	Harden-11	Harden-8	Holiday-32	15,688
Jan 27	@San Antonio	L 99-130	15-11	10-12	25-23	Harden-20	Howard-8	Thornton-3	Aldridge-25	18,418
Jan 29	@Oklahoma Cit	L 108-116	15-11	10-13	25-24	Harden-33	Howard-8	Harden-7	Durant-33	18,203
Jan 30	WASHINGTON	L 122-123	15-12	10-13	25-25	Harden-40	Three tied-7	Harden-11	Wall-19	18,320
Feb 2	MIAMI	W 115-102	16-12	10-13	26-25	Harden-26	Jones-7	Harden-14	Deng-17	18,229
Feb 4	@Phoenix	W 111-105	16-12	11-13	27-25	Brewer-24	Howard-16	Harden/Beverley-6	Goodwin-22	17,723
Feb 6	PORTLAND	L 79-96	16-13	11-13	27-26	Harden-33	Howard-14	Brewer-5	Lillard-21	18,308
Feb 9	@Golden State	L 110-123	16-13	11-14	27-27	Harden-37	Howard-15	Beverley-7	Curry-35	19,596
Feb 10	@Portland	L 103-116	16-13	11-15	27-28	Harden-34	Howard-13	Harden-11	Lillard-31	19,393
Feb 19	@Phoenix	W 116-100	16-13	12-15	28-28	Harden-27	Harden-10	Harden-7	Teletovic-25	17,102
Feb 23	@Utah	L 114-117(OT)	16-13	12-16	28-29	Harden-42	Howard-16	Three tied-4	Hayward-28	18,132
Feb 25	@Portland	W 119-105	16-13	13-16	29-29	Harden-46	Howard-13	Harden-8	Lillard-23	19,393
Feb 27	SAN ANTONIO	L 94-104	16-14	13-16	29-30	Harden-27	Howard-14	Ariza-5	Leonard-27	18,240
Feb 29	@Milwaukee	L 121-128	16-14	13-17	29-31	Howard-30	Howard-13	Ariza-11	Parker-36	13,214
Mar 2	NEW ORLEANS	W 100-95	17-14	13-17	30-31	Harden-39	Harden-12	Harden-7	Cole-21	18,226
Mar 5	@Chicago	L 100-108	17-14	13-18	30-32	Harden-36	Howard-12	Harden-8	Gasol-28	22,203
Mar 6	@Toronto	W 113-107	17-14	14-18	31-32	Harden-40	Howard-11	Harden-14	Scola-21	19,800
Mar 9	@Philadelphia	W 118-104	17-14	15-18	32-32	Harden-29	Howard-18	Harden-8	Smith-21	15,237
Mar 11	@Boston	W 102-98	17-14	16-18	33-32	Harden-32	Howard/Beverley-12	Three tied-4	Thomas-30	18,624
Mar 12	@Charlotte	L 109-125	17-14	16-19	33-33	Brewer-21	Howard-13	Harden-10	Walker-26	19,303
Mar 14	MEMPHIS	W 130-81	18-14	16-19	34-33	Motiejunas-18	Howard-13	Harden-8	Martin-17	18,226
Mar 16	L.A. CLIPPERS	L 106-122	18-15	16-19	34-34	Harden-33	Besley-8	Harden-8	Redick-25	18,104
Mar 18	MINNESOTA	W 116-111	19-15	16-19	35-34	Harden-29	Howard-11	Harden-14	Towns-32	18,342
Mar 19	@Atlanta	L 97-109	19-15	16-20	35-35	Besley-30	Howard-17	Harden-8	Horford-22	18,067
Mar 22	@Oklahoma Cit	L 107-111	19-15	16-21	35-36	Harden-24	Howard-13	Harden-16	Durant-23	18,203
Mar 23	UTAH	L 87-89	19-16	16-21	35-37	Harden-26	Howard-8	Harden-10	Hayward-22	18,151
Mar 25	TORONTO	W 112-109	20-16	16-21	36-37	Harden-32	Capela/Harden-10	Harden-13	DeRozan-18	18,230
Mar 27	@Indiana	L 101-104	20-16	16-22	36-38	Harden-34	Howard-10	Harden-8	George-25	17,165
Mar 29	@Cleveland	W 106-100	20-16	17-22	37-38	Harden-27	Howard-11	Harden-8	Irving-31	20,562
Mar 31	CHICAGO	L 100-103	20-17	17-22	37-39	Harden-24	Howard-13	Harden-8	Midotc-28	18,244
Apr 3	OKLAHOMA CITY	W 118-110	21-17	17-22	38-39	Harden-41	Howard-8	Harden-9	Durant-33	18,462
Apr 6	@Dallas	L 86-88	21-17	17-23	38-40	Harden-26	Howard-16	Ariza-5	Barea-27	20,108
Apr 7	PHOENIX	L 115-124	21-18	17-23	38-41	Harden-30	Howard-7	Beverley-9	Teletovic-26	18,422
Apr 10	L.A. LAKERS	W 130-110	22-18	17-23	39-41	Harden-40	Howard-13	Harden-10	Bryant-35	16,247
Apr 11	@Minnesota	W 129-105	22-18	18-23	40-41	Harden-34	Capela-10	Harden-6	Muhammad-23	14,983
Apr 13	SACRAMENTO	W 116-81	23-18	18-23	41-41	Harden-38	Capela-17	Beverley-12	McLemore-24	18,311

2015-16 Season Highs

PLAYER	MIN	FGM	FTM	OFF	REBOUNDS		AST	ST	TO	BLK	PTS
					DEF	TOT					
TREVOR ARIZA	44 April 3 vs OKC.	11 (2) Jan. 25 at N.O.	5 (4) April 3 vs OKC.	4 (2) March 22 at OKC.	11 Nov. 25 vs Mem.	12 Nov. 25 vs Mem.	11C Feb. 29 at Milw.	5 (2) Feb. 19 at Phoe.	5 (2) March 2 vs N.O.	3 April 7 vs Phoe.	31 Jan. 25 at N.O.
MICHAEL BEASLEY	31 March 31 vs Chi.	12 March 19 at Atl.	6 (2) March 31 vs Chi.	5 (2) March 31 vs Chi.	9 March 14 vs Mem.	11 March 31 vs Chi.	2 (4) April 13 vs Sac.	3 March 14 vs Mem.	5 March 19 at Atl.	2 March 25 vs Tor.	30 March 19 at Atl.
PATRICK BEVERLEY	41 March 6 at Tor.	9C March 31 vs Chi.	6 Feb. 23 at Utah	4 (2) March 11 at Bos.	9 March 2 vs N.O.	12T March 11 at Bos.	12C April 13 vs Sac.	6C April 13 vs Sac.	5T Dec. 9 at Wash.	3T Nov. 27 vs Phil.	22C March 31 vs Chi.
COREY BREWER	35 Nov. 4 vs Ori.	9 (4) March 12 at Cha.	7 Dec. 2 vs N.O.	4 April 3 vs OKC.	7 (2) Dec. 9 at Wash.	7 (2) Dec. 9 at Wash.	5 (2) Feb. 6 vs Port.	6T March 5 at Chi.	4 (2) Dec. 25 vs S.A.	2 (2) March 25 vs Tor.	24 Feb. 4 at Phoe.
CLINT CAPELA	36C Nov. 29 at N.Y.	7C(2) Nov. 29 at N.Y.	5C Dec. 29 vs Atl.	7C(2) March 25 vs Tor.	12C April 13 vs Sac.	17C April 13 vs Sac.	4C Dec. 26 at N.O.	4C Nov. 30 at Det.	5C Jan. 10 vs Ind.	4C(4) April 3 vs OKC.	18C Nov. 29 at N.Y.
SAM DEKKER	5C Oct. 30 vs G.S.	0C	0C	0C	1C Oct. 30 vs G.S.	1C Oct. 30 vs G.S.	0C	1C Oct. 30 vs G.S.	0C	0C	0C
ANDREW GOUDELOCK	17 March 14 vs Mem.	5 March 14 vs Mem.	3C April 7 vs Phoe.	1T April 3 vs OKC.	1 April 7 vs Phoe.	1 (2) April 7 vs Phoe.	2 March 14 vs Mem.	2C April 3 vs OKC.	2T(3) April 13 vs Sac.	1C(2) April 7 vs Phoe.	11 March 14 vs Mem.
JAMES HARDEN	47 Nov. 18 vs Port.	16T(2) Feb. 25 at Port.	19 Nov. 18 vs Port.	3 (3) March 2 vs N.O.	15C Jan. 20 vs Det.	17C Jan. 20 vs Det.	16C March 22 at OKC.	8C March 23 vs Utah	10C Feb. 6 vs Port.	3 March 14 vs Mem.	50 Nov. 27 vs Phil.
MONTREZL HARRELL	27C Jan. 7 vs Utah	7C Oct. 30 vs G.S.	3C(4) Jan. 15 vs Clev.	3C Feb. 6 vs Port.	6C Jan. 17 at LA-L	8C Jan. 17 at LA-L	2C(2) March 14 vs Mem.	1C(11) March 14 vs Mem.	3C(2) Feb. 25 at Port.	2C(2) March 14 vs Mem.	17C Oct. 30 vs G.S.
CHUCK HAYES	15 Nov. 6 at Sac.	1 Nov. 6 at Sac.	2 Nov. 6 at Sac.	0	7 Nov. 6 at Sac.	7 Nov. 6 at Sac.	2 Nov. 6 at Sac.	0	3 Nov. 6 at Sac.	0	4 Nov. 6 at Sac.
DWIGHT HOWARD	45 Jan. 18 at LA-C	13 Feb. 10 at Port.	14 Jan. 18 at LA-C	10 Jan. 18 at LA-C	16 Jan. 18 at LA-C	26T Jan. 18 at LA-C	5 Dec. 31 vs G.S.	4 (3) March 19 at Atl.	6 Nov. 13 at Den.	6 March 23 vs Utah	36 Jan. 18 at LA-C
TERRENCE JONES	42 Nov. 14 vs Dall.	10 Nov. 14 vs Dall.	7T Nov. 21 vs N.Y.	6 Nov. 21 vs N.Y.	8 Jan. 13 vs Minn.	9 (4) Jan. 13 vs Minn.	4 Nov. 16 vs Bos.	3 Jan. 12 at Mem.	5C Dec. 4 at Dall.	4 (2) Jan. 22 vs Milw.	23 (2) Nov. 14 vs Dall.
TY LAWSON	41 (3) Nov. 7 at LA-C	8 Jan. 20 vs Det.	6 Oct. 30 vs G.S.	3 Nov. 11 vs Brk.	4 (5) Feb. 19 at Phoe.	5 (3) Jan. 20 vs Det.	11 Nov. 2 vs OKC.	4 Nov. 2 vs OKC.	5 Nov. 4 vs Ori.	1 (6) Jan. 27 at S.A.	18 Jan. 20 vs Det.
K.J. MCDANIELS	18 April 3 vs OKC.	4 (2) April 13 vs Sac.	6T March 9 at Phil.	2 (3) April 3 vs OKC.	4 Nov. 20 at Mem.	5 Nov. 20 at Mem.	2 (2) April 6 at Dall.	1 (7) April 11 at Minn.	3 Nov. 20 at Mem.	2 Jan. 17 at LA-L	12 March 9 at Phil.
DONATAS MOTIEJUNAS	27 Dec. 29 vs All.	8 March 18 vs Minn.	5T March 19 at Atl.	4 April 10 vs LA-L	6 March 18 vs Minn.	9 March 18 vs Minn.	4 Dec. 21 vs Cha.	3 Dec. 15 at Sac.	4 Dec. 12 vs LA-L	2 March 18 vs Minn.	19 Dec. 14 at Den.
JOSH SMITH Hou.	29 Feb. 27 vs S.A.	8 Feb. 2 vs Miami	3 Feb. 4 at Phoe.	3 (3) March 5 at Chi.	6 (2) Feb. 27 vs S.A.	8 Feb. 27 vs S.A.	6 Jan. 22 vs Milw.	3 April 13 vs Sac.	5 April 7 vs Phoe.	3 Jan. 22 vs Milw.	19 Feb. 2 vs Miami
JASON TERRY	31 (2) Jan. 4 at Utah	6 (3) Feb. 27 vs S.A.	4 Dec. 25 vs S.A.	2 (3) March 12 at Cha.	4 (2) March 25 vs Tor.	6 Feb. 4 at Phoe.	6 Jan. 12 at Mem.	3 (3) Jan. 22 vs Milw.	3 (4) Feb. 27 vs S.A.	1 (9) April 7 vs Phoe.	19 Nov. 14 vs Dall.
MARCUS THORNTON	42 Nov. 6 at Sac.	12 Dec. 8 at Brk.	7 Dec. 19 vs LA-C	4 Nov. 6 at Sac.	6 Dec. 8 at Brk.	7 (2) Nov. 6 at Sac.	7 Nov. 11 vs Brk.	4 Nov. 11 vs Brk.	4 Jan. 7 vs Utah	1 (3) Feb. 9 at G.S.	32 Dec. 8 at Brk.
ROCKETS High Games	265 (6) Feb. 23 at Utah	50 April 10 vs LA-L	35 (2) Feb. 19 at Phoe.	23 Dec. 17 at LA-L	45 March 14 vs Mem.	55 (3) April 13 vs Sac.	33 April 13 vs Sac.	20 Dec. 8 at Brk.	24 Dec. 8 at Brk.	14 March 14 vs Mem.	132 Jan. 18 at LA-C
ROCKETS Low Games	240 (76) April 13 vs Sac.	25 Feb. 6 vs Port.	6 Nov. 11 vs Brk.	3 (2) Feb. 2 vs Miami	21 (2) April 7 vs Phoe.	26 (2) April 7 vs Phoe.	13 Feb. 6 vs Port.	3 (3) March 25 vs Tor.	7 Nov. 11 vs Brk.	1 (3) Feb. 29 at Milw.	77 Jan. 15 vs Clev.

2015-16 Season Breakdown

	RECORD	HOME	ROAD	OT	
OVERALL	41-41	23-18	18-23	4- 2	Head Coach: J.B. Bickerstaff
Atlantic	6- 4	2- 3	4- 1	1- 0	Overall: 1 Year 37 Won 34 Lost .521 Pct.
Central	3- 7	2- 3	1- 4	1- 0	W/Club : 1 Year 37 Won 34 Lost .521 Pct.
Southeast	4- 6	3- 2	1- 4	1- 0	
EASTERN	13-17	7- 8	6- 9	3- 0	
Southwest	8- 8	5- 3	3- 5		
Northwest	9- 9	6- 3	3- 6	1- 1	
Pacific	11- 7	5- 4	6- 3	0- 1	
WESTERN	28-24	16-10	12-14	1- 2	

TEAM WINNING & LOSING STREAKS:

OVERALL	HOME	ROAD
Win - 3	Win - 2	Win - 1
Long:Win - 5	Win - 7	Win - 3
Loss- 4	Loss- 3	Loss- 4
Last:Win -04/13 vsSAC 116-81	Win -04/13 vsSAC 116-81	Win -04/11 @ MIN 129-105
Loss-04/07 vsPHO 115-124	Loss-04/07 vsPHO 115-124	Loss-04/06 @ DAL 86-88

	WON	LOST	OFFENSE	VsOPP	HOME ATTENDANCE
Oct.	0	2			
Nov.	7	9	100+ 39-24	If Opp W/L to date:	41 Games
Dec.	9	7	100< 2-17	.500+ 17-27	737,244 Total
Jan.	9	7	Defense	.500- 24-13	17,982 Average
Feb.	4	6	100+ 26-36		18,462 High
Mar.	8	8	100< 15- 5		31 Sellouts
Apr.	4	2			

After 82 games last season: W 56 L 26

MARGINS	1	2	3	4	5	6	7	8	9	10	11	12	13	14	15	16	17	18	19	20	21	22	23	
Won By:	1	2	2	6	6	5	3	1	1	1	1	1	1	2		2	1			2				
Lost By:	1	3	4	2	2	2	1	4	4	2	1	3	2	1		3	1	1		3				
Won By:	1	24	25	26	27	28	29	30	31	32	33	34	35	36	37	38	39	40	41	42	43	44	45	46+
Lost By:						1						1											1	

At Start Of:	OVERALL	HOME	ROAD	FG%	OVERALL	HOME	ROAD
2nd- Ahead:	22-12	15- 7	7- 5	-44%	13-26	8-12	5-14
-Behind:	17-26	7-10	10-16	45-49%	18-11	7- 4	11- 7
- Tied:	2- 3	1- 1	1- 2	50-54%	8- 3	7- 1	1- 2
3rd- Ahead:	24- 9	14- 4	10- 5	55-59%	2- 1	1- 1	1- 0
-Behind:	17-30	9-12	8-18	+60%	0- 0	0- 0	0- 0
- Tied:	0- 2	0- 2	0- 0				
4th- Ahead:	28- 9	17- 5	11- 4				
-Behind:	11-29	5-13	6-16				
- Tied:	2- 3	1- 0	1- 3				

2015-16 Game-by-Game Statistics

DATE	GAME	FG-A	PCT	3FG-A	PCT	FT-A	PCT	OR-DR-REB	AST	PF	ST	TO	BS	PTS
10/28	@ HOUSTON	30-87	.345	8-35	.229	17-26	.654	15-29-44	17	19	13	17	8	85
10/28	Denver	40-79	.506	13-27	.481	12-18	.667	9-40-49	26	26	9	21	10	105
10/30	@ HOUSTON	30-82	.366	5-23	.217	27-36	.750	12-37-49	19	20	3	17	9	92
10/30	Golden State	43-93	.462	9-26	.346	17-25	.680	11-36-47	26	24	9	8	4	112
11/1	HOUSTON	32-79	.405	10-36	.278	15-18	.833	3-31-34	20	23	9	18	3	89
11/1	@ Miami	42-86	.488	9-22	.409	16-21	.762	11-37-48	24	16	11	15	5	109
11/2	@ HOUSTON	41-89	.461	9-29	.310	19-29	.655	7-27-34	22	22	18	12	7	110
11/22	Oklahoma City	40-84	.476	10-23	.435	15-22	.682	14-41-55	17	24	7	25	9	105
11/4	@ HOUSTON	42-88	.477	11-34	.324	24-34	.706	16-32-48	28	20	8	20	1	119
11/6	Orlando	46-91	.505	7-20	.350	15-19	.789	19-29-38	28	25	12	16	6	114
11/6	HOUSTON	40-82	.488	15-36	.417	21-27	.778	14-35-49	23	26	8	22	4	116
11/6	@ Sacramento	40-93	.430	9-28	.321	21-29	.724	14-29-43	26	19	14	15	3	110
11/7	HOUSTON	38-86	.442	7-30	.233	26-29	.897	11-36-47	16	27	7	14	3	109
11/7	@ L.A. Clippers	42-88	.477	4-22	.182	17-25	.680	11-30-41	29	23	8	12	5	105
11/11	@ HOUSTON	42-98	.429	8-34	.235	6-12	.500	13-32-45	25	14	9	7	9	98
11/15	Brooklyn	42-98	.429	8-17	.471	14-17	.824	20-40-60	25	13	5	11	11	106
11/13	HOUSTON	33-77	.429	9-29	.310	23-31	.742	8-32-40	19	25	10	20	8	98
11/13	@ Denver	37-81	.457	9-20	.450	24-32	.750	12-34-46	25	23	10	19	4	107
11/14	@ HOUSTON	32-84	.381	9-34	.265	25-32	.781	12-31-43	22	23	9	14	5	98
11/23	Dallas	43-89	.483	8-28	.286	16-21	.762	8-37-45	24	21	6	11	7	110
11/16	@ HOUSTON	36-85	.424	11-32	.344	12-23	.522	14-32-46	23	20	10	22	6	95
11/20	Boston	44-93	.473	11-36	.306	12-17	.706	16-33-49	27	22	16	20	3	111
11/18	@ HOUSTON	32-92	.348	14-44	.318	30-35	.857	13-38-51	22	20	11	18	6	108
11/17	Portland	35-88	.398	9-30	.300	24-29	.828	10-38-48	18	27	11	19	7	103
11/20	HOUSTON	28-74	.378	6-29	.207	22-27	.815	9-40-49	15	23	11	23	9	84
11/20	@ Memphis	36-85	.424	8-24	.333	16-19	.842	8-39-47	26	30	16	12	4	96
11/21	@ HOUSTON	35-81	.432	12-28	.429	20-28	.714	16-26-42	18	26	6	12	4	102
11/22	New York	34-80	.425	12-25	.480	27-34	.794	19-26-45	20	22	4	13	8	107
11/25	@ HOUSTON	30-71	.423	10-34	.294	23-27	.852	6-31-37	19	22	14	20	7	93
11/25	Memphis	39-80	.488	3-16	.184	21-23	.913	9-32-41	21	23	8	17	3	102
11/27	@ HOUSTON	38-73	.521	11-20	.550	29-37	.784	10-39-49	21	21	5	23	6	116
11/30	Philadelphia	40-83	.482	16-35	.457	18-26	.692	8-25-33	24	24	18	13	5	114
11/29	HOUSTON	43-95	.453	7-25	.280	23-36	.639	17-22-39	16	19	16	8	2	116
11/29	@ New York	45-78	.577	6-18	.333	15-17	.882	5-33-43	22	24	5	23	7	111
11/30	HOUSTON	35-88	.398	11-27	.407	24-28	.857	16-29-45	19	27	11	16	7	105
11/30	@ Detroit	45-85	.529	8-23	.348	18-37	.486	14-32-46	22	19	8	12	8	116
12/2	@ HOUSTON	36-87	.414	8-27	.296	28-39	.718	9-33-42	20	23	9	10	7	108
12/2	New Orleans	36-88	.409	7-25	.280	22-25	.880	16-40-56	20	32	5	23	6	101
12/4	HOUSTON	39-84	.464	12-26	.462	10-18	.556	15-30-45	20	22	12	18	5	100
12/3	@ Dallas	37-81	.457	8-29	.276	14-20	.700	11-31-42	23	17	8	18	5	96
12/5	@ HOUSTON	36-78	.462	16-34	.471	32-43	.744	13-30-43	25	18	9	18	5	120
12/3	Sacramento	46-98	.469	10-26	.385	11-13	.846	13-34-47	35	27	12	14	7	113
12/8	HOUSTON	39-82	.476	15-35	.429	12-17	.706	10-26-36	26	15	20	24	3	105
12/9	@ Brooklyn	45-81	.556	7-18	.389	13-16	.813	12-30-42	27	17	14	24	7	110
12/9	HOUSTON	40-83	.482	12-33	.364	17-25	.680	6-36-42	23	23	8	19	4	109
12/10	@ Washington	39-89	.438	5-25	.200	20-24	.833	11-36-47	20	25	8	18	3	103
12/12	@ HOUSTON	47-90	.522	15-33	.455	17-28	.607	15-37-52	32	15	16	16	7	126
12/12	L.A. Lakers	35-88	.398	10-32	.313	17-20	.850	11-29-40	21	23	11	20	4	97
12/14	HOUSTON	41-87	.471	18-40	.450	8-11	.727	5-21-26	26	22	14	11	1	108
12/22	@ Denver	42-82	.512	8-25	.320	22-25	.880	15-37-52	26	15	8	18	5	114
12/15	HOUSTON	34-82	.415	12-39	.308	17-23	.739	7-29-36	22	28	17	22	3	97
12/17	@ Sacramento	38-75	.507	11-24	.458	20-29	.690	9-38-47	25	19	13	29	3	107
12/17	HOUSTON	34-88	.386	12-31	.387	27-42	.643	23-31-54	22	17	9	14	8	107
12/19	@ L.A. Lakers	36-84	.429	5-24	.208	10-18	.556	13-33-46	22	27	5	14	5	87
12/19	@ HOUSTON	34-76	.447	8-25	.320	31-49	.633	13-42-55	22	29	7	19	7	107
12/21	L.A. Clippers	34-86	.395	11-38	.289	18-29	.621	7-31-38	21	36	10	12	6	97
12/21	@ HOUSTON	33-71	.465	7-28	.250	29-41	.707	9-40-49	18	33	3	20	4	102
12/23	Charlotte	29-83	.349	12-41	.293	25-31	.806	9-26-35	20	27	8	12	3	95
12/23	HOUSTON	41-83	.494	7-29	.241	12-17	.702	9-27-36	19	18	5	11	6	101
12/23	@ Orlando	44-84	.524	7-16	.438	9-13	.696	11-31-42	26	15	5	13	3	104
12/25	@ HOUSTON	32-74	.432	7-15	.467	17-26	.654	8-34-42	23	17	8	17	2	88
12/19	San Antonio	36-88	.409	5-20	.250	7-8	.875	14-33-47	24	20	11	17	4	84
12/26	HOUSTON	38-84	.452	15-33	.455	17-20	.850	10-25-35	21	20	8	11	3	108
12/28	@ New Orleans	38-75	.507	13-24	.542	21-26	.808	8-32-40	25	17	5	16	8	110
12/29	@ HOUSTON	39-72	.542	11-20	.550	26-39	.667	7-39-46	23	21	6	20	4	115
12/11	Atlanta	43-99	.434	14-41	.341	21-25	.840	17-28-45	27	24	10	12	7	121
12/31	@ HOUSTON	36-78	.462	12-30	.400	26-29	.897	4-29-33	21	22	13	15	5	110
12/31	Golden State	43-84	.512	11-23	.478	17-27	.630	12-31-43	35	20	8	18	5	114
1/2	HOUSTON	37-74	.500	9-22	.409	20-33	.606	8-29-37	26	20	7	16	4	103
1/6	@ San Antonio	45-86	.523	13-24	.542	18-19	.947	8-31-39	31	22	9	11	2	121
1/4	HOUSTON	33-68	.485	11-26	.423	16-21	.762	6-28-34	17	16	8	16	2	93
1/9	@ Utah	30-75	.400	12-29	.414	19-25	.760	15-29-44	17	20	9	16	4	91
1/7	@ HOUSTON	39-75	.520	7-23	.304	18-26	.692	11-30-41	15	16	11	16	3	103
1/15	Utah	38-78	.487	7-28	.250	11-17	.647	10-25-35	25	17	9	19	5	94
1/10	@ HOUSTON	39-89	.438	14-38	.368	15-23	.652	10-39-49	24	21	11	23	3	107
1/13	Indiana	43-90	.478	9-31	.290	8-10	.800	5-34-39	33	21	12	18	5	103
1/12	HOUSTON	33-77	.429	18-35	.514	23-27	.852	18-24-42	21	19	10	17	4	107
1/6	@ Memphis	33-72	.458	7-18	.389	18-24	.750	13-18-31	22	24	9	19	3	91
1/13	@ HOUSTON	37-75	.493	7-30	.233	26-38	.684	8-31-39	19	19	11	16	3	107
1/17	Minnesota	36-78	.462	8-17	.471	24-30	.800	14-29-43	25	27	11	21	1	104
1/15	@ HOUSTON	26-74	.351	6-25	.240	19-29	.655	10-30-40	15	20	10	19	6	77
1/30	Cleveland	34-87	.391	8-35	.229	15-23	.652	17-32-49	19	24	10	15	6	91

2015-16 Review

2015-16 Game-by-Game Statistics

DATE	GAME	FG-A	PCT	3FG-A	PCT	FT-A	PCT	OR-DR-REB	AST	PF	ST	TO	BS	PTS
1/17	HOUSTON	44-91	.484	6-21	.286	18-24	.750	11-40-51	21	19	10	14	5	112
18,997	@ L.A. Lakers	37-82	.451	6-19	.316	15-19	.789	3-33-36	25	16	8	14	7	95
1/18	HOUSTON	44-88	.500	11-32	.344	33-52	.635	16-36-52	31	28	8	14	5	132
19,060	@ L.A. Clippers	47-91	.516	22-37	.595	24-33	.727	9-32-41	28	30	10	13	6	140
1/20	@ HOUSTON	43-95	.453	12-24	.500	16-18	.889	11-37-48	21	41	7	13	3	114
17,203	Detroit	38-80	.475	12-30	.400	35-59	.593	14-38-52	23	17	8	10	7	123
1/22	@ HOUSTON	38-94	.404	15-44	.341	11-16	.688	15-27-42	27	21	10	12	10	102
17,196	Milwaukee	39-85	.459	3-14	.214	17-22	.773	14-34-48	30	17	7	15	10	98
1/24	@ HOUSTON	43-89	.483	15-44	.341	14-21	.667	9-31-40	27	21	9	9	7	115
18,142	Dallas	36-79	.456	15-30	.500	17-22	.773	8-28-36	17	20	4	16	4	104
1/25	HOUSTON	38-80	.475	19-40	.475	17-21	.810	7-31-38	22	20	7	17	5	112
15,688	@ New Orleans	42-91	.462	13-29	.448	14-25	.560	16-34-50	23	16	8	12	4	111
1/27	HOUSTON	28-73	.384	8-30	.267	35-52	.673	12-28-40	14	22	7	15	11	99
18,418	@ San Antonio	50-90	.556	12-23	.522	18-21	.857	12-37-49	34	28	7	14	3	130
1/29	HOUSTON	36-95	.379	9-39	.231	27-43	.628	11-29-40	23	21	14	12	7	108
18,203	@ Oklahoma City	41-86	.477	8-19	.421	26-30	.867	11-46-57	23	29	6	19	7	116
1/30	@ HOUSTON	41-86	.477	17-35	.486	23-33	.697	10-27-37	24	23	8	10	3	122
18,320	Washington	45-86	.523	11-32	.344	22-30	.733	7-38-45	30	25	6	13	5	123
18,229	@ HOUSTON	44-84	.524	16-35	.457	11-16	.688	3-31-34	30	19	9	11	6	115
2/2	vs. Miami	38-85	.447	6-17	.353	20-27	.741	13-38-51	26	18	5	17	3	102
2/4	HOUSTON	37-86	.430	15-42	.357	22-32	.688	18-31-49	24	23	16	16	5	111
15,723	@ Phoenix	32-83	.386	11-29	.379	30-32	.938	18-36-54	22	26	9	24	1	105
2/6	@ HOUSTON	25-77	.325	7-36	.194	22-30	.733	12-31-43	13	21	13	23	4	79
18,308	Portland	35-87	.402	11-35	.314	15-23	.652	20-34-54	21	21	15	22	6	96
2/9	HOUSTON	37-87	.425	13-33	.394	23-35	.657	13-30-43	24	22	8	12	4	110
19,595	@ Golden State	44-94	.468	12-34	.353	23-26	.885	14-35-49	28	26	5	12	6	123
2/10	HOUSTON	37-77	.481	11-34	.324	18-34	.529	8-32-40	23	22	6	20	3	103
19,393	@ Portland	41-89	.461	8-28	.286	26-34	.765	16-33-49	21	27	11	13	2	116
2/19	HOUSTON	37-78	.474	7-24	.292	35-56	.625	13-38-51	20	32	16	20	4	116
17,102	@ Phoenix	30-82	.366	11-35	.314	29-35	.829	9-31-40	23	33	7	21	6	100
2/23	HOUSTON	36-87	.414	11-34	.324	31-41	.756	11-24-35	17	28	15	15	4	114
18,132	@ Utah	38-74	.514	10-24	.417	31-38	.816	8-33-41	22	29	11	22	4	117
2/25	HOUSTON	44-82	.537	10-29	.345	21-35	.600	12-34-46	26	25	14	18	5	119
19,393	@ Portland	37-80	.463	13-35	.371	18-22	.818	11-29-40	22	30	4	21	3	105
2/27	@ HOUSTON	35-84	.417	8-25	.320	16-22	.727	9-30-39	19	27	5	14	4	94
18,240	San Antonio	37-76	.487	8-19	.421	22-28	.786	7-36-43	24	21	4	14	4	104
2/29	HOUSTON	41-87	.471	15-36	.417	24-35	.686	16-25-41	30	24	12	17	1	121
13,214	@ Milwaukee	48-81	.593	8-15	.533	24-33	.727	10-32-42	30	24	12	18	4	128
3/2	@ HOUSTON	36-81	.444	3-35	.086	25-38	.658	8-43-51	20	14	15	21	3	100
18,226	New Orleans	36-90	.400	14-37	.378	9-13	.692	6-37-43	24	28	10	23	3	95
3/5	HOUSTON	35-87	.402	9-35	.257	21-30	.700	11-29-40	22	27	17	19	3	100
22,203	@ Chicago	36-79	.456	9-21	.429	27-34	.794	12-41-53	28	21	8	26	4	108
3/6	HOUSTON	38-78	.487	13-29	.448	24-37	.649	8-29-37	27	21	9	11	4	113
19,800	@ Toronto	37-77	.481	12-33	.364	21-27	.778	7-35-42	27	24	8	16	6	107
3/9	HOUSTON	38-86	.442	11-33	.333	31-41	.756	17-28-45	22	24	14	13	5	118
15,237	@ Philadelphia	35-86	.407	12-33	.364	22-32	.688	16-26-42	23	28	8	19	5	104
3/11	HOUSTON	40-88	.455	5-26	.192	17-25	.680	15-35-50	19	21	8	18	3	102
18,624	@ Boston	34-91	.374	8-31	.258	22-28	.786	14-31-45	24	17	14	15	3	98
3/12	HOUSTON	43-93	.462	5-26	.192	18-28	.643	14-26-40	21	20	8	9	5	109
19,303	@ Charlotte	48-88	.545	15-31	.484	14-16	.875	10-34-44	28	25	6	12	5	125
3/14	@ HOUSTON	46-85	.541	16-33	.485	22-34	.647	8-45-53	29	22	13	13	14	130
18,226	Memphis	30-101	.297	4-17	.235	17-28	.607	28-30-58	14	25	7	20	0	81
3/16	@ HOUSTON	40-82	.488	9-25	.360	17-24	.708	13-26-39	23	25	5	16	3	106
18,304	L.A. Clippers	43-76	.566	12-30	.400	24-32	.750	7-26-33	31	20	9	11	7	122
3/18	@ HOUSTON	48-85	.565	11-29	.379	9-14	.643	13-29-42	31	19	9	17	7	116
18,142	Minnesota	43-85	.506	6-16	.375	19-24	.792	11-24-35	30	14	14	12	4	111
3/19	HOUSTON	33-84	.393	5-23	.217	26-31	.839	15-36-51	15	17	11	17	3	97
18,067	@ Atlanta	44-88	.500	14-38	.368	7-12	.583	9-31-40	32	20	12	16	6	109
3/22	HOUSTON	40-92	.435	13-37	.351	14-17	.824	13-34-47	26	27	9	17	3	107
18,203	@ Oklahoma City	41-91	.451	8-35	.229	21-29	.724	13-33-46	22	17	10	13	7	111
3/23	@ HOUSTON	33-74	.446	9-23	.391	12-22	.545	4-28-32	22	21	13	15	9	87
18,151	Utah	31-77	.403	11-29	.379	16-20	.800	13-35-48	22	19	8	23	5	89
3/25	@ HOUSTON	42-81	.519	12-22	.545	16-35	.457	13-35-48	25	23	3	17	11	112
18,230	Toronto	39-94	.415	13-31	.419	18-26	.692	15-30-45	23	24	9	12	5	109
3/27	HOUSTON	38-85	.447	7-33	.212	18-27	.667	11-33-44	17	18	7	14	3	101
17,165	@ Indiana	41-87	.471	9-26	.346	13-20	.650	15-35-50	25	23	9	13	6	104
3/29	HOUSTON	38-79	.481	9-25	.360	21-42	.500	14-41-55	23	24	7	15	5	106
20,562	@ Cleveland	31-86	.360	14-40	.350	24-28	.857	10-28-38	21	31	5	13	5	100
3/31	@ HOUSTON	36-90	.400	9-25	.360	19-22	.864	13-32-45	19	19	5	10	6	100
18,244	Chicago	37-77	.481	11-24	.458	18-22	.818	5-37-42	28	20	5	17	4	103
4/3	@ HOUSTON	41-102	.402	13-42	.310	23-26	.885	22-23-45	24	24	11	10	5	118
18,462	Oklahoma City	38-82	.463	7-27	.259	27-32	.844	15-35-50	21	21	5	21	5	110
4/6	HOUSTON	34-78	.436	6-20	.300	12-18	.667	12-29-41	19	17	6	16	4	86
20,108	@ Dallas	33-80	.413	10-33	.303	12-14	.857	13-27-40	19	20	9	14	4	88
4/7	@ HOUSTON	42-74	.568	14-33	.424	17-28	.607	5-21-26	26	24	13	20	12	115
18,227	Phoenix	44-94	.468	12-31	.387	24-29	.828	20-27-47	31	24	11	21	2	124
4/10	@ HOUSTON	50-98	.510	17-41	.415	13-18	.722	16-32-48	30	15	11	14	5	130
18,442	L.A. Lakers	41-83	.494	12-28	.429	16-19	.842	7-33-40	25	15	10	21	3	110
4/11	HOUSTON	48-86	.558	15-30	.500	18-26	.692	8-35-43	28	23	12	18	5	129
14,983	@ Minnesota	38-83	.458	5-21	.238	24-33	.727	10-30-40	25	20	12	14	3	105
4/13	@ HOUSTON	47-97	.485	10-35	.286	12-19	.632	14-41-55	33	15	11	14	7	116
18,311	Sacramento	32-96	.333	11-37	.297	6-13	.462	15-34-49	21	17	11	20	4	81

2015-16 Superalatives

Individual Season Highs

Points	50	James Harden vs. Phi 11/27/15	40	J.J. Redick at LAC 1/18/16
Points in a Quarter	20	James Harden (4th) vs. LAL 4/10/16	19	Stephen Curry (1st) at GS 2/9/16
Points in a Half	34	James Harden (2nd) at Por 2/25/16	26	Stephen Curry (1st) at GS 2/9/16
Points in an Overtime	9	James Harden vs. Por 11/18/15	8	Chris Paul at LAC 1/18/16
Field Goals	16	James Harden (2) at Uta 2/23/16; at Por 2/25/16	16	Klay Thompson vs. GS 12/31/15 Jabari Parker at Mil 2/29/16
Field Goal Attempts	31	James Harden vs. LAL 4/10/16	27	Klay Thompson vs. GS 12/31/15
Field Goal % (Min. 5 FGA)	1.000	Dwight Howard (10-10) vs. Ori 11/4/15	1.000	DeAndre Jordan (8-8) vs. LAC 3/16/16
3-PT Field Goals	8	Trevor Ariza at NO 1/25/16	9	J.J. Redick at LAC 1/18/16
3-PT FG Attempts	15	James Harden vs. Por 11/18/15	16	Stephen Curry at GS 2/9/16
3-PT FG % (Min. 3 3FGA)	1.000	Patrick Beverley (4-4) at Dal 12/4/15 Jason Terry (4-4) vs. Mem 3/14/16	.833	Rodney Hood (5-6) at Uta 1/4/16 Chandler Parsons (5-6) vs. Dal 1/24/16
Free Throws	19	James Harden vs. Por 11/18/15	13	Andre Drummond vs. Det 1/20/16 Gordon Hayward at Uta 2/23/16
FT Attempts	22	Dwight Howard at Cle 3/29/16	36	Andre Drummond vs. Det 1/20/16
FT % (Min 5 FTA)	1.000	James Harden (14-14) vs. Dal 11/14/15	1.000	Khris Middleton (15-15) at Mil 2/29/16
Offensive Rebounds	10	Dwight Howard at LAC 1/18/16	13	Alex Stepheson vs. Mem 3/14/16
Defensive Rebounds	18	Dwight Howard at LAC 1/18/16	16	Giannis Antetokounmpo at Mil 2/29/16
Total Rebounds	26	Dwight Howard at LAC 1/18/16	18	Alex Len at Pho 2/4/16 Jonas Valanciunas vs. Tor 3/25/16
Assists	16	James Harden at OKC 3/22/16	19	Rajon Rondo vs. Sac 12/5/15
Steals	8	James Harden vs. Uta 3/23	8	Robert Covington vs. Phi 11/27/15
Blocks	6	Dwight Howard vs. Uta 3/23	7	Kristaps Porzingis vs. NY 11/21/15
Turnovers	10	James Harden vs. Por 2/6/16	11	Emmanuel Mudiay vs. Den 10/28/15
Minutes	46:25	James Harden at Por 2/25/16	44:14	Khris Middleton at Mil 2/29/16
Minutes (OT+)	47:24	James Harden vs. Por 11/18/15	45:45	Evan Fournier vs. Ori 11/4/15

Team Season High/Lows

ROCKETS HIGH
 132 at LAC 1/18/16
 41 (2) vs. Atl 12/29/15
 42 at Atl 3/19/16
 71 vs. Atl 12/29/15
 37 at Por 2/25/16
 42 (2) vs. LAL 4/10/16
 75 vs. LAL 4/10/16
 15 at NY 11/29/15
 50 vs. LAL 4/10/16
 102 vs. OKC 4/3/16
 .568 vs. Pho 4/7/16
 19 at NO 1/25/16
 44 (3) vs. Dal 1/24/16
 .550 (2) vs. Atl 12/29/15
 35 (2) at Pho 2/19/16
 56 at Pho 2/19/16
 .897 (2) vs. GS 12/31/15
 23 at LAL 12/17/15
 45 vs. Mem 3/14/16
 55 (3) vs. Sac 4/13/16
 33 vs. Sac 4/13/16
 41 vs. Det 1/20/16
 20 at BKN 12/8/15
 24 at BKN 12/8/15
 14 vs. Mem 3/14/16

ROCKETS LOW
 77 vs. Cle 1/15/16
 11 vs. SA 2/27/16
 13 (3) vs. Por 2/6/16
 31 vs. SA 2/27/16
 12 at Mia 11/1/15
 14 (3) at Atl 3/19/16
 26 at Mia 11/1/15
 8 at Uta 2/23/16
 25 vs. Por 2/6/16
 68 at Uta 1/4/16
 .325 vs. Por 2/6/16
 3 vs. NO 3/2/16
 15 vs. SA 12/25/15
 .086 vs. NO 3/2/16
 6 vs. BKN 11/11/15
 11 at Den 12/14/15
 .457 vs. Tor 3/25/16
 3 (2) vs. Mia 2/2/16
 21 (2) vs. Pho 4/7/16
 13 vs. Por 2/6/16
 14 (2) vs. NO 3/2/16
 3 (3) vs. Tor 3/25/16
 7 vs. BKN 11/11/15
 1 (3) at Mil 2/29/16

CATEGORY

Points
Points/1st Qtr.
Points/2nd Qtr.
Points/1st Half
Points/3rd Qtr.
Points/4th Qtr.
Points/2nd Half
Points/Overtime
Field Goals
Field Goal Attempts
Field Goal Percentage
3-PT Field Goals
3-PT FG Attempts
3-PT FG Percentage
Free Throws
Free Throw Attempts
Free Throw Percentage
Offensive Rebounds
Defensive Rebounds
Total Rebounds
Assists
Fouls
Steals
Turnovers
Blocks

OPPONENT HIGH

140 at LAC 1/18/16
 42 at GS 2/9/16
 39 vs. OKC 11/2/15
 72 vs. LAC 3/16/16
 36 (2) at SA 1/2/16
 38 vs. Det 1/20/16
 67 (2) vs. Pho 4/7/16
 18 at LAC 1/18/16
 50 at SA 1/27/16
 101 vs. Mem 3/14/16
 .593 at Mil 2/29/16
 22 at LAC 1/18/16
 41 (2) vs. Atl 12/29/15
 .595 at LAC 1/18/16
 .947 at SA 1/2/16
 59 vs. Det 1/20/16
 28 vs. Mem 3/14/16
 46 at OKC 1/29/16
 35 (2) vs. GS 12/31/15
 36 vs. LAC 12/19/15
 18 vs. Phi 11/27/15
 29 at Sac 12/15/15
 11 vs. BKN 11/11/15

OPPONENT LOW

81 (2) vs. Sac 4/13/16
 16 vs. Sac 12/5/15
 13 vs. Uta 3/23
 34 vs. Uta 3/23
 14 vs. OKC 11/2/15
 12 at Por 2/25/16
 33 at Uta 1/4/16
 4 (2) vs. Por 11/18/15
 29 vs. Cha 12/21/15
 72 at Mem 1/13/16
 .297 vs. Mem 3/14/16
 3 (2) vs. Mil 1/22/16
 14 vs. Mil 1/22/16
 .182 at LAC 11/7/15
 6 vs. Sac 4/13/16
 8 vs. SA 12/25/15
 .462 vs. Sac 4/13/16
 3 at LAL 1/17/16
 18 at Mem 1/12/16
 31 at Mem 1/12/16
 14 vs. BKN 3/14/16
 13 vs. BKN 11/11/15
 4 (4) vs. SA 2/27/16
 8 vs. GS 10/30/15
 0 vs. Mem 3/14/16

Miscellaneous Statistics

Rockets Record When .

	Overall	Home	Road
Outrebounding opponent	26-9	14-4	12-5
Outrebounded by opponent	15-32	9-14	6-18
Tied in Rebounding	0-0	0-0	0-0
Shooting better than opponent	30-6	16-4	14-2
Shooting worse than opponent	11-34	7-13	4-21
Shooting same as opponent	0-1	0-1	0-0
More FTM than opponent	25-20	15-10	10-10
Fewer FTM than opponent	14-16	7-7	7-9
Same FTM as opponent	2-5	1-1	1-4
More 3FGM than opponent	23-17	12-5	11-12
Fewer 3FGM than opponent	15-16	9-8	6-8
Same 3FGM as opponent	3-8	2-5	1-3
More assists than opponent	17-3	12-0	5-3
Fewer assists than opponent	19-32	9-16	10-16
Same assists as opponent	5-6	2-2	3-4
More turnovers than opponent	15-21	8-8	7-13
Fewer turnovers than opponent	21-17	14-9	7-8
Same turnovers as opponent	5-3	1-1	4-2

Number of Times Recording

	10+	Points 20+	30+	Reb 10+	Ast 10+	Stl 3+	Blk 3+
Ariza	53	8	1	1	1	29	1
Beasley	13	3	1	1	1	1	
Beverley	35	1		1	2	11	1
Brewer	24	4				11	
Capela	20			18		4	8
Dekker							
Goudelock	1						
Harden	82	72	38	8	18	23	1
Harrell	3						
Howard	50	15	3	48		5	16
Jones	21	3				1	4
Lawson	14				1	2	
McDaniels	4						
Motiejunas	8					1	
Smith	6					1	1
Terry	17					3	
Thornton	23	4	1			3	

Number of Times Leading Team In.

	Pts	Reb	Ast	Stl	Blk	Min
Ariza	3	4	5	39	7	15
Beasley	1	1		2	2	1
Beverley		2	9	11	6	4
Brewer	2		1	17	6	
Capela		12		7	29	
Dekker				1		
Goudelock						
Harden	66	9	63	23	16	50
Harrell	1				5	
Howard	6	59	1	7	39	9
Jones		1		3	9	
Lawson			11	7		3
McDaniels					1	
Motiejunas	1		3	3	3	
Smith				2	4	
Terry			1	4	1	
Thornton	2	2	5	1	1	

	20-13	13-5	7-8
Bench outscoring opponent bench	20-13	13-5	7-8
Opponent bench outscoring HOU bench	21-28	10-13	11-15
Bench scoring equal	0-0	0-0	0-0
Scoring less than 80 points	0-2	0-2	0-0
Scoring between 80-89 points	1-5	1-2	0-3
Scoring between 90-99 points	1-10	0-6	1-4
Scoring between 100-109 points	16-15	9-3	7-12
Scoring 110 or more points	23-9	13-5	10-4
Opponent scores less than 80	0-0	0-0	0-0
Opponent scores between 80-89	4-2	3-1	1-1
Opponent scores between 90-99	11-3	6-2	5-1
Opponent scores between 100-109	17-13	8-6	9-7
Opponent scores 110 or more	9-23	6-9	3-14

STARTING LINEUPS

Forward	Forward	Center	Guard	Guard	Record	Dates
Ariza	Jones	Capela	Lawson	Harden	0-2	10/28, 11/14
Ariza	Jones	Howard	Lawson	Harden	0-2	10/30, 11/16
Thornton	Ariza	Capela	Lawson	Harden	1-1	11/1, 11/6
Thornton	Ariza	Howard	Lawson	Harden	3-1	11/2-11/4, 11/7-11/11
Ariza	Harrell	Howard	Lawson	Harden	0-1	11/13
Ariza	Jones	Howard	Terry	Harden	1-2	11/18-11/20, 11/25
Ariza	Jones	Capela	Terry	Harden	0-1	11/21
Ariza	Capela	Howard	Beverley	Harden	12-9	11/27-12/2; 12/5-12/8; 12/12; 12/17-1/4; 1/10-1/12; 1/15; 1/18
Ariza	Jones	Capela	Beverley	Harden	2-0	12/4; 1/7
Brewer	Capela	Howard	Beverley	Harden	1-0	12/9
Ariza	Jones	Howard	Beverley	Harden	0-1	12/14
Ariza	Motiejunas	Howard	Beverley	Harden	12-10	12/15; 3/2-4/3; 4/7-4/13
Ariza	Capela	Howard	Terry	Harden	2-0	1/13; 1/17
Ariza	Capela	Howard	Lawson	Harden	0-1	1/20
Ariza	Brewer	Capela	Terry	Harden	1-0	1/22
Ariza	Brewer	Capela	Beverley	Harden	2-0	1/24-1/25
Ariza	Brewer	Howard	Beverley	Harden	1-6	1/27-1/30; 2/4-2/10
Ariza	Brewer	Smith	Beverley	Harden	1-0	2/2
Ariza	Smith	Howard	Beverley	Harden	2-3	2/19-2/29
McDaniels	Ariza	Howard	Beverley	Harden	0-1	4/6

GAMES MISSED DUE TO INJURIES/SUSPENSIONS/ETC

Name	Reason	Dates Out	Games Missed
Donatas Motiejunas	Low Back Pain	10/28 - 12/4	20
	Back Soreness	1/2 - 1/29	15
Dwight Howard	League Suspension	10/28; 2/2	2
	Rest	11/1; 11/6; 11/14; 11/21; 12/4	5
	Lower Back Tightness	1/7	1
	Left Ankle Sprain	1/22 - 1/25	3
Terrence Jones	Right Eyelid Laceration	11/1 - 11/7	5
	Illness	12/29	1
	Personal Reasons/Concussion	2/4 - 2/19	5
	Upper Respiratory Infection	3/5 - 3/12	5
Patrick Beverley	Concussion	11/6 - 11/7	2
	Left Ankle Sprain	11/14 - 11/21; 1/20 - 1/22	7
	Personal Reasons	1/13	1
Sam Dekker	Sore Back/Low Back Pain	11/13 - 2/10	47
	Low Back Soreness/Tightness	3/14 - 4/13	16
Trevor Ariza	Bruised Lower Back	12/9	1
Clint Capela	Illness	12/14	1
	Left hip Flexor Strain	2/2	1
	Right Foot Sprain	2/25 - 2/29	4
Ty Lawson	League Suspension	12/19 - 12/21; 1/7 - 1/12	5
	Left Ankle Sprain	1/4	1
Marcus Thornton	Personal Reasons	1/2 - 1/4	2
Montrezl Harrell	Illness	2/2 - 2/4	2
Totals			152

2015-16 Quarter-by-Quarter Scoring

HOUSTON ROCKETS													OPPONENTS									
DATE	OPP	H	W/L	GM	1ST	2ND	1ST HALF	3RD	4TH	2ND HALF	1ST OT	TOTAL	1ST	2ND	1ST HALF	3RD	4TH	2ND HALF	1ST OT	TOTAL		
28-Oct	DEN	H	L	1	21	28	49	14	22	36		85	27	26	53	23	29	52		105		
30-Oct	GS	H	L	2	29	15	44	21	27	48		92	30	27	57	24	31	55		112		
1-Nov	MIA	A	L	3	35	28	63	12	14	26		89	30	14	44	31	34	65		109		
2-Nov	OKC	H	W	4	21	33	54	28	28	56		110	26	39	65	14	26	40		105		
4-Nov	ORL	H	W	5	34	34	68	22	20	42	9	119	35	24	59	29	22	51	4	114		
6-Nov	SAC	A	W	6	29	32	61	24	31	55		116	23	27	50	28	32	60		110		
7-Nov	LAC	A	W	7	32	24	56	27	26	53		109	32	26	58	20	27	47		105		
11-Nov	BKN	H	L	8	28	21	49	34	15	49		98	22	33	55	24	27	51		106		
13-Nov	DEN	A	L	9	23	28	51	23	24	47		98	30	29	59	23	25	48		107		
14-Nov	DAL	H	L	10	20	14	34	33	31	64		98	32	25	57	25	28	53		110		
16-Nov	BOS	H	L	11	28	27	55	13	27	40		95	24	31	55	32	24	56		111		
18-Nov	POR	H	W	12	22	13	35	26	38	64	9	108	21	25	46	30	23	53	4	103		
20-Nov	MEM	A	L	13	19	26	45	25	14	39		84	23	36	59	20	17	37		96		
21-Nov	NY	H	L	14	26	27	53	24	25	49		102	24	34	58	21	28	49		107		
25-Nov	MEM	H	L	15	24	29	53	24	16	40		93	28	28	56	26	20	46		102		
27-Nov	PHI	H	W	16	30	26	56	35	25	60		116	19	30	49	31	34	65		114		
29-Nov	NY	A	W	17	21	20	41	28	32	60	15	116	25	29	54	23	24	47	10	111		
30-Nov	DET	A	L	18	21	20	41	32	32	64		105	29	35	64	20	32	52		116		
2-Dec	NO	H	W	19	17	11	48	36	24	60		108	29	21	50	32	19	51		101		
4-Dec	DAL	A	W	20	26	31	57	21	22	43		100	28	25	53	25	18	43		96		
5-Dec	SAC	H	W	21	29	23	52	32	36	68		120	16	34	50	35	28	63		113		
8-Dec	BKN	A	L	22	24	22	46	26	33	59		105	31	26	57	23	30	53		110		
9-Dec	WAS	A	W	23	30	26	56	26	27	53		109	17	30	47	36	20	56		103		
12-Dec	LAL	H	W	24	32	31	63	28	35	63		126	25	21	46	30	21	51		97		
14-Dec	DEN	A	L	25	22	36	58	24	26	50		108	36	18	54	34	26	60		114		
15-Dec	SAC	A	L	26	31	19	50	24	23	47		97	31	26	57	25	25	50		107		
17-Dec	LAL	A	W	27	29	23	52	26	29	55		107	18	21	39	29	19	48		87		
19-Dec	LAC	H	W	28	38	19	57	26	24	50		107	17	29	46	25	26	51		97		
21-Dec	CHA	H	W	29	27	18	45	24	33	57		102	28	16	44	16	35	51		95		
23-Dec	ORL	A	L	30	33	20	53	21	27	48		101	27	32	59	28	17	45		104		
25-Dec	SA	H	W	31	25	13	38	23	27	50		88	22	21	43	17	24	41		84		
28-Dec	NO	A	L	32	41	21	62	29	17	46		108	33	30	63	21	26	47		110		
29-Dec	ATL	H	L	33	41	30	71	21	23	44		115	25	31	56	29	36	65		121		
31-Dec	GS	H	L	34	30	29	59	23	28	51		110	33	28	61	29	24	53		114		
2-Jan	SA	A	L	35	27	28	55	17	31	48		103	29	31	60	36	25	61		121		
4-Jan	UTA	A	W	36	28	20	48	21	24	45		93	21	37	58	19	14	33		91		
7-Jan	UTA	H	W	37	22	17	39	33	31	64		103	25	19	44	22	28	50		94		
10-Jan	IND	H	W	38	28	20	48	16	29	45	14	107	24	26	50	27	16	43	10	103		
12-Jan	MEM	A	W	39	22	29	51	21	35	56		107	24	20	44	25	22	47		91		
13-Jan	MIN	H	W	40	23	34	57	24	26	50		107	24	26	50	27	27	54		104		
15-Jan	CLE	H	L	41	21	14	35	16	26	42		77	23	23	46	22	23	45		91		
17-Jan	LAL	A	W	42	32	28	60	34	18	52		112	36	21	57	18	20	38		95		
18-Jan	LAC	A	L	43	21	31	52	28	42	70	10	132	33	26	59	35	28	63	18	140		
20-Jan	DET	H	L	44	23	24	47	32	35	67		114	33	23	56	29	38	67		123		
22-Jan	MIL	H	W	45	31	26	57	22	23	45		102	28	17	45	21	32	53		98		
24-Jan	DAL	H	W	46	36	14	50	34	31	65		114	29	29	58	27	19	46		104		
25-Jan	NO	A	W	47	32	26	58	35	19	54		112	29	31	60	32	19	51		111		
27-Jan	SA	A	L	48	29	20	49	24	26	50		99	35	34	69	33	28	61		130		
29-Jan	OKC	A	L	49	29	29	58	25	25	50		108	22	33	55	34	27	61		116		
30-Jan	WAS	H	L	50	32	30	62	26	34	60		122	28	31	59	31	33	64		123		
2-Feb	MIA	H	W	51	31	29	60	27	28	55		115	31	24	55	25	22	47		102		
4-Feb	PHO	A	W	52	19	37	56	32	23	55		111	28	31	59	21	25	46		105		
6-Feb	POR	H	L	53	23	13	36	17	26	43		79	29	26	55	19	22	41		96		
9-Feb	GS	A	L	54	27	39	66	27	17	44		110	42	27	69	24	30	54		123		
10-Feb	POR	A	L	55	29	17	46	35	22	57		103	29	28	57	35	24	59		116		
19-Feb	PHO	A	W	56	21	35	56	25	35	60		116	24	21	45	20	35	55		100		
23-Feb	UTA	A	L	57	23	28	51	32	23	55	8	114	34	22	56	23	27	50	11	117		
25-Feb	POR	A	W	58	28	21	49	37	33	70		119	34	30	64	29	12	41		105		
27-Feb	SA	H	L	59	11	20	31	26	37	63		94	26	25	51	25	28	53		104		
29-Feb	MIL	A	L	60	26	38	64	28	29	57		121	32	33	65	27	36	63		128		
2-Mar	NO	H	W	61	25	28	53	23	24	47		100	28	24	52	24	19	43		95		
5-Mar	CHI	A	L	62	23	20	43	32	25	57		100	29	26	55	28	25	53		108		
6-Mar	TOR	A	W	63	26	25	51	26	36	62		113	30	31	61	24	22	46		107		
9-Mar	PHI	A	W	64	21	40	61	32	25	57		118	27	25	52	27	25	52		104		
11-Mar	BOS	A	W	65	19	27	46	31	25	56		102	23	20	43	30	25	55		98		
12-Mar	CHA	A	L	66	19	38	57	30	22	52		109	34	28	62	28	35	63		125		
14-Mar	MEM	H	W	67	34	31	65	32	33	65		130	22	19	41	15	25	40		81		
16-Mar	LAC	H	L	68	26	24	50	25	31	56		106	35	37	72	25	25	50		122		
18-Mar	MIN	H	W	69	31	23	54	34	28	62		116	23	29	52	26	33	59		111		
19-Mar	ATL	A	L	70	16	42	58	25	14	39		97	30	22	52	30	27	57		109		
22-Mar	OKC	A	L	71	27	29	56	21	30	51		107	28	27	55	23	33	56		111		
23-Mar	UTA	H	L	72	25	24	49	17	21	38		87	21	13	34	26	29	55		89		
25-Mar	TOR	H	W	73	29	25	54	25	33	58		112	21	37	58	20	31	51		109		
27-Mar	IND	A	L	74	24	23	47	32	22	54		101	30	27	57	24	23	47		104		
29-Mar	CLE	A	W	75	26	14	40	31	35	46		106	24	35	59	25	16	41		100		
31-Mar	CHI	H	L	76	24	28	52	28	20	48		100	24	28	52	19	32	51		103		
3-Apr	OKC	H	W	77	31	21	52	28	38	66		118	26	27	53	29	28	57		110		
6-Apr	DAL	A	L	78	22	22	44	27	15	42		86	18	34	52	18	18	36		88		
7-Apr	PHO	H	L	79	39	21	60	30	25	55		115	27	30	57	32	35	67		124		
10-Apr	LAL	H	W	80	29	26	55	33	42	75		130	27	26	53	27	30	57		110		
11-Apr	MIN	A	W	81	38	30	68	35	26	61		129	21	26	47	27	31	58		105		
13-Apr	SAC	H	W	82	34	30	64	28	24	52		116	18	26	44	20	17	37		81		
TOTALS					1ST	2ND	1ST HALF	3RD	4TH	2ND HALF	1ST OT	TOTAL	1ST	2ND	1ST HALF	3RD	4TH	2ND HALF	1ST OT	TOTAL		
AVERAGES																						

2015-16 Miscellaneous Scoring

HOUSTON ROCKETS													OPPONENTS												
DATE	OPP	W/L	GM	Bench			In The			Second			Fast			Pts off of			Bench	In The	Second	Fast	Pts off of		
				Pts	Avg	Paint	Avg	Change	Avg	Break	Avg	Turnovers	Avg	Pts	Avg	Paint	Avg	Change					Avg	Break	Avg
28-Oct	DEN	H	L	1	21	21.0	42	42.0	12	12.0	11	11.0	26	26.0	31	31.0	42	42.0	6	6.0	9	9.0	15	15.0	
30-Oct	GS	H	L	2	41	31.0	42	42.0	17	14.5	13	12.0	9	17.5	46	38.5	50	46.0	13	9.5	17	13.0	19	17.0	
1-Nov	MIA	A	L	3	29	30.3	38	40.7	9	12.7	8	10.7	17	17.3	32	36.3	60	50.7	19	12.7	16	14.0	22	18.3	
2-Nov	OKC	H	W	4	22	28.3	56	44.5	12	12.5	16	12.0	21	18.3	27	34.0	48	50.0	21	14.8	9	12.8	9	16.3	
4-Nov	ORL	H	W	5	15	25.6	50	45.6	18	13.6	9	11.4	18	18.2	40	35.2	58	51.6	8	13.4	24	15.0	16	16.2	
6-Nov	SAC	A	W	6	13	23.5	44	45.3	17	14.2	32	14.8	19	18.3	70	41.0	56	52.3	18	14.2	26	16.8	34	19.2	
7-Nov	LAC	A	W	7	15	22.3	54	46.6	15	14.3	22	15.9	9	17.0	23	38.4	56	52.9	12	13.9	10	15.9	20	19.3	
11-Nov	BKN	H	L	8	15	21.4	66	49.0	12	14.0	19	16.3	17	18.0	56	40.6	44	51.8	33	16.3	8	14.9	8	17.9	
13-Nov	DEN	A	L	9	40	23.4	40	48.0	11	13.7	16	16.2	16	16.9	51	41.8	36	50.0	15	16.1	17	15.1	24	18.6	
14-Nov	DAL	H	L	10	32	24.3	40	47.2	4	12.7	13	15.9	9	16.1	44	42.0	54	50.4	14	15.9	9	14.5	20	18.7	
16-Nov	BOS	H	L	11	33	25.1	38	46.4	4	12.5	19	16.2	22	16.6	53	43.0	58	51.1	16	15.9	22	15.2	39	20.5	
18-Nov	POR	H	W	12	25	25.1	24	44.5	9	12.3	13	15.9	18	16.8	32	42.1	36	49.8	7	15.2	12	14.9	15	20.1	
20-Nov	MEM	A	L	13	19	24.6	36	43.8	4	11.6	20	16.2	8	16.1	34	41.5	42	49.2	4	14.3	25	15.7	30	20.8	
21-Nov	NY	H	L	14	23	24.5	42	43.7	33	13.1	12	15.9	19	16.3	34	40.9	20	47.1	20	14.7	7	15.1	12	20.2	
25-Nov	MEM	H	L	15	17	24.0	34	43.1	6	12.7	19	16.1	20	16.5	29	40.1	44	46.9	12	14.5	20	15.4	21	20.3	
27-Nov	PHI	A	W	16	22	23.9	38	42.8	15	12.8	17	16.2	19	16.7	28	39.4	38	46.4	10	14.3	12	15.2	30	20.9	
29-Nov	NY	A	W	17	35	24.5	54	43.4	17	13.1	14	16.1	24	17.1	38	39.3	42	46.1	13	14.2	0	14.3	10	20.2	
30-Nov	DET	A	L	18	45	25.7	46	43.6	17	13.3	16	16.1	19	17.2	32	38.9	54	46.6	27	14.9	11	14.1	21	20.3	
2-Dec	NO	H	W	19	47	26.8	50	43.9	13	13.0	10	15.7	27	17.7	42	39.1	42	46.3	17	15.0	7	13.7	10	19.7	
4-Dec	DAL	A	L	20	24	26.7	44	43.9	18	13.5	19	15.9	24	18.1	37	39.0	44	46.2	12	14.9	18	14.0	22	19.9	
5-Dec	SAC	H	W	21	33	27.0	36	43.5	10	13.3	6	15.4	22	18.2	37	38.9	56	46.7	22	15.2	17	14.1	13	19.5	
8-Dec	BKN	A	L	22	67	28.8	36	43.2	18	13.5	16	15.5	23	18.5	15	37.8	54	47.0	22	15.5	13	14.0	22	19.6	
9-Dec	WAS	A	L	23	24	28.6	38	43.0	6	13.2	18	15.6	20	18.5	21	37.0	54	47.3	16	15.5	22	14.4	21	19.7	
12-Dec	LAL	H	W	24	55	29.7	62	43.8	23	13.6	35	16.4	23	18.7	27	36.6	28	46.5	12	15.4	16	14.5	17	19.6	
14-Dec	DEN	A	L	25	41	30.1	36	43.4	13	13.6	17	16.4	31	19.2	43	36.9	62	47.1	21	15.6	24	14.8	13	19.3	
15-Dec	SAC	A	L	26	32	30.2	40	43.3	8	13.4	22	16.6	29	19.6	23	36.3	50	47.2	12	15.5	21	15.1	25	19.5	
17-Dec	LAL	H	W	27	30	30.2	36	43.0	28	13.9	24	16.9	14	19.4	24	35.9	54	47.5	12	15.3	7	14.8	17	19.4	
19-Dec	LAC	H	W	28	36	30.4	50	43.3	13	13.9	13	16.8	8	19.0	28	35.6	36	47.1	13	15.3	13	14.7	16	19.3	
21-Dec	CHA	H	W	29	38	30.7	42	43.2	10	13.8	20	16.9	14	18.8	43	35.9	28	46.4	13	15.2	14	14.7	12	19.1	
23-Dec	ORL	A	L	30	33	30.7	54	43.6	18	13.9	10	16.6	17	18.7	25	35.5	60	46.9	12	15.1	10	14.5	14	18.9	
25-Dec	NO	A	L	31	41	31.1	42	43.5	8	13.7	7	16.3	16	18.6	26	35.2	46	46.8	12	15.0	11	14.4	14	18.7	
26-Dec	NO	A	L	32	42	31.4	32	43.2	22	14.0	12	16.2	21	18.7	34	35.2	38	46.6	13	14.9	7	14.2	13	18.6	
29-Dec	ATL	H	L	33	23	31.2	46	43.3	11	13.9	10	16.0	22	18.8	19	34.7	50	46.7	13	14.8	16	14.2	33	19.0	
31-Dec	GS	H	L	34	28	31.1	34	43.0	6	13.6	21	16.1	25	19.0	42	34.9	48	46.7	12	14.8	16	14.3	14	18.9	
2-Jan	JAC	A	L	35	36	31.2	46	43.1	1	13.3	27	16.5	11	18.8	55	35.5	44	46.6	6	14.5	15	14.3	29	19.1	
4-Jan	UTA	A	W	36	22	30.9	36	42.9	9	13.0	12	16.3	15	18.7	23	35.1	28	46.1	24	14.8	8	14.1	23	19.3	
7-Jan	UTA	H	W	37	34	31.0	48	43.0	9	12.9	17	16.4	16	18.6	47	35.4	42	46.0	10	14.6	2	13.8	15	19.1	
10-Jan	IND	H	W	38	23	30.8	44	43.1	12	12.9	21	16.5	15	18.5	40	35.6	56	46.3	7	14.4	9	13.7	38	19.6	
12-Jan	MEM	A	W	39	45	31.2	26	42.6	28	13.3	12	16.4	28	18.7	25	35.3	36	46.0	12	14.4	9	13.6	25	19.8	
13-Jan	MIN	H	W	40	38	31.4	44	42.7	10	13.2	20	16.5	31	19.1	41	35.4	46	46.0	10	14.3	8	13.4	20	19.8	
15-Jan	CLE	H	L	41	24	31.2	38	42.5	10	13.1	16	16.4	19	19.0	23	35.1	36	45.8	15	14.3	6	13.2	19	19.8	
17-Jan	LAL	A	W	42	38	31.3	70	43.2	15	13.2	15	16.4	19	19.0	34	35.1	46	45.8	2	14.0	11	13.2	15	19.6	
18-Jan	LAC	A	L	43	51	31.8	64	43.7	15	13.2	25	16.6	16	19.0	39	35.2	44	45.7	21	14.2	22	13.4	18	19.6	
20-Jan	DET	H	L	44	50	32.2	50	43.8	8	13.1	14	16.5	10	18.8	27	35.0	44	45.7	16	14.2	16	13.5	13	19.5	
22-Jan	MIL	H	W	45	37	32.3	42	43.8	20	13.2	18	16.6	13	18.6	16	34.6	58	46.0	17	14.3	21	13.6	20	19.5	
24-Jan	DAL	H	W	46	35	32.4	44	43.8	14	13.3	19	16.6	16	18.6	25	34.4	34	45.7	16	14.3	9	13.5	6	19.2	
25-Jan	NO	A	W	47	20	32.1	34	43.6	13	13.3	25	16.8	11	18.4	79	35.3	48	45.7	15	14.3	18	13.6	17	19.1	
27-Jan	SA	A	L	48	41	32.3	32	43.3	13	13.3	12	16.7	14	18.3	47	35.6	50	45.8	18	14.4	17	13.7	27	19.3	
29-Jan	OKC	A	L	49	33	32.3	50	43.5	14	13.3	18	16.7	16	18.3	34	35.5	58	46.1	13	14.4	26	13.9	15	19.2	
30-Jan	WAS	H	L	50	25	32.2	40	43.4	4	13.3	21	16.8	18	18.3	55	35.9	48	46.1	18	14.4	17	14.0	11	19.0	
2-Feb	MIA	H	W	51	37	32.3	46	43.5	8	13.2	18	16.8	19	18.3	28	35.8	46	46.1	21	14.6	11	13.9	14	18.9	
4-Feb	PHO	A	W	52	37	32.3	42	43.4	20	13.3	26	17.0	38	18.7	35	35.8	28	45.8	13	14.5	14	13.9	15	18.9	
6-Feb	POR	H	L	53	12	32.0	28	43.1	21	13.5	14	17.0	16	18.6	24	35.5	32	45.5	18	14.6	11	13.9	30	19.1	
9-Feb	GS	A	L	54	22	31.8	40	43.1	22	13.6	23	17.1	13	18.5	35	35.5	50	45.6	15	14.6	24	14.1	15	19.0	
10-Feb	POR	A	L	55	17	31.5	44	43.1	7	13.5	11	17.0	11	18.4	33	35.5	46	45.6	16	14.6	19	14.2	31	19.2	
19-Feb	PHO	A	W	56	28	31.4	56	43.3	19	13.6	37	17.3	29	18.6	53	35.8	30	45.3	11	14.6	17	14.2	21	19.3	
23-Feb	UTA	A	L	57	19	31.2	48	43.4	15	13.6	18	17.3	29	18.8	33	35.7	46	45.3	12	14.5	13	14.2	19	19.2	
25-Feb	POR	A	W	58	30	31.2	62	43.7	23	13.8	16	17.3	26	18.9	37	35.8	26	45.0	9	14.4	9	14.1	10	19.1	
27-Feb	SA	H	L	59	38	31.3	50	43.8	6	13.6	25	17.4	10	18.7	22	35.5	36	44.8	10	14.4	10	14.0	14	19.0	
29-Feb	MIL	A	L	60	22	31.2	46	43.9	17	13.7	22	17.5	20	18.8	35	35.5	60	45.1	19	14.4	17	14.1	25	19.1	
2-Mar	NO	H	W	61	17	30.9	58	44.1	9	13.6	27	17.7	24	18.8	32	35.5	30	44.9	5	14.3	16	14.1	18	19.1	
5-Mar	CHI	A	L	62	29	30.																			

2015-16 League Leaders

Points Per Game

	G	FG	FT	PTS	AVG
Curry, G.S.	79	805	363	2375	30.1
Harden, Hou.	82	710	720	2376	29.0
Durant, OKC.	72	698	447	2029	28.2
Cousins, Sac.	65	601	476	1748	26.9
James, Cle.	76	737	359	1920	25.3
Lillard, Por.	75	618	414	1879	25.1
Davis, N.O.	61	560	326	1481	24.3
Westbrook, OKC.	80	656	465	1878	23.5
DeRozan, Tor.	78	614	555	1830	23.5
George, Ind.	81	605	454	1874	23.1
Thomas, Bos.	82	591	474	1823	22.2
K. Thompson, G.S.	80	651	193	1771	22.1
Anthony, N.Y.	72	567	334	1573	21.8
Lowry, Tor.	77	512	398	1634	21.2
Leonard, S.A.	72	551	292	1523	21.2
Butler, Chi.	67	470	395	1399	20.9
Walker, Cha.	81	568	391	1889	20.9
McCollum, Por.	80	641	187	1666	20.8
Wiggins, Min.	81	594	430	1675	20.7
Lopez, Brk.	73	591	317	1501	20.6

Rebounds Per Game

	G	OFF	DEF	TOT	AVG
Drummond, Det.	81	395	893	1198	14.8
Jordan, LA-C	77	267	792	1059	13.8
Whiteside, Mia.	73	238	627	865	11.8
Howard, Hou.	71	238	597	835	11.8
Cousins, Sac.	65	158	589	747	11.5
Gasol, Chi.	72	155	638	793	11.0
Gobert, Utah	61	208	460	668	11.0
Towns, Min.	82	228	629	857	10.5
Davis, N.O.	61	130	497	627	10.3
Randle, LA-L	81	172	657	829	10.2
Love, Cle.	77	149	613	762	9.9
Gortat, Was.	75	222	519	741	9.9
Green, S.G.	81	134	635	769	9.5
Pachulia, Dal.	76	249	469	718	9.4
Valanciunas, Tor.	60	184	363	547	9.1
Young, Brk.	73	176	484	660	9.0
Millisp, Atl.	81	198	534	732	9.0
Thompson, Cle.	82	268	470	738	9.0
Vucevic, Or.	65	174	402	576	8.9
Monroe, Mil.	79	218	478	696	8.8

Assists Per Game

	G	AST	AVG
Rondo, Sac.	72	839	11.7
Westbrook, OKC.	80	834	10.4
Wall, Was.	77	789	10.2
Paul, LA-C	74	738	10.0
Rubio, Min.	76	657	8.6
Harden, Hou.	82	612	7.5
Green, S.G.	81	598	7.4
Lillard, Por.	75	512	6.8
James, Cle.	76	514	6.8
Curry, G.S.	79	527	6.7
Smith, N.O.-Phi.	77	502	6.5
Lowry, Tor.	77	494	6.4
Payton, Or.	73	467	6.4
Jackson, Det.	79	492	6.2
Thomas, Bos.	82	509	6.2
Holiday, N.O.	65	391	6.0
Teague, Atl.	79	470	5.9
Dragic, Mia.	72	419	5.8
Williams, Dal.	65	378	5.8
Batum, Cha.	70	403	5.8

Field Goal Percentage

	FG	FGA	PCT
Jordan, LA-C	357	408	70.3
Howard, Hou.	372	600	62.0
Whiteside, Mia.	413	682	60.6
Kanter, OKC.	414	719	57.6
Gortat, Was.	433	764	56.7
Valanciunas, Tor.	303	536	56.5
Farienc, Den.	349	626	55.8
Towns, Min.	625	1153	54.2
Lopez, N.Y.	357	662	53.9
Dieng, Min.	308	579	53.2

3-Point Percentage

	PCT.	3FG	3GA
Redick, LA-C	200	421	475
Curry, G.S.	402	886	454
Leonard, S.A.	129	291	443
Bayless, Mil.	101	231	437
McDermott, Chi.	110	259	425
K. Thompson, G.S.	276	650	425
Dudley, Was.	100	238	420
McCollum, Por.	197	472	417
Parsons, Dal.	104	251	414
Calderon, N.Y.	84	203	414

Free Throw Percentage

	FT	FTA	PCT
Curry, G.S.	363	400	90.8
Crawford, LA-C	245	271	90.4
Durant, OKC.	447	498	89.8
Paul, LA-C	294	328	89.6
Nowitzki, Dal.	250	280	89.3
Lillard, Por.	414	464	89.2
Martin, Min.-S.A.	153	172	89.0
Middleton, Mil.	277	312	88.8
Redick, LA-C	182	205	88.8
Irving, Cle.	169	191	88.5

Steals Per Game

	G	STL	AVG
Curry, G.S.	79	169	2.14
Rubio, Min.	74	162	2.13
Paul, LA-C	76	152	2.05
Lowry, Tor.	77	158	2.05
Westbrook, OKC.	80	168	2.10
Ariza, Hou.	81	160	1.98
Rondo, Sac.	72	141	1.96
Wall, Was.	77	145	1.88
George, Ind.	81	152	1.88
Ellis, Ind.	81	150	1.85

Blocks Per Game

	G	BLK	AVG
Whiteside, Mia.	73	269	3.68
Jordan, LA-C	77	177	2.30
Gobert, Utah	61	135	2.21
Davis, N.O.	61	125	2.05
Gasol, Chi.	72	146	2.03
Ibaka, OKC.	78	148	1.90
Porzingis, N.Y.	72	134	1.86
Millisp, Atl.	81	139	1.72
Lopez, Brk.	73	124	1.70
Towns, Min.	82	138	1.68

Minutes Per Game

	G	MIN	AVG
Harden, Hou.	82	315	38.1
Lowry, Tor.	77	2851	37.0
Butler, Chi.	67	2474	36.9
Caldwell-Pope, Det.	76	2789	36.7
Hayward, Utah	80	2853	36.2
Wall, Was.	77	2784	36.2
Middleton, Mil.	79	2852	36.1
DeRozan, Tor.	78	2804	35.9
Durant, OKC.	72	2578	35.8
Morris, Det.	80	2856	35.7

2015-16 Rookie Leaders

Points Per Game

	G	FG	FT	PTS	AVG
Towns, Min.	82	625	223	1503	18.3
Okafor, Phi.	53	397	133	1028	17.5
Porzingis, N.Y.	72	373	201	1028	14.3
Booker, Pho.	76	367	215	1048	13.8
Russell, LA-L	80	392	140	1054	13.2
Mudiy, Den.	68	329	140	872	12.8
Turner, Ind.	60	264	88	619	10.3
Jokic, Den.	80	307	154	796	10.0
Johnson, Det.	73	225	80	593	8.1
Kaminsky, Cha.	81	215	108	606	7.5
Portis, Chi.	62	186	48	436	7.0
Cauley-Stein, Sac.	66	191	81	463	6.6
Richardson, Mia.	52	123	42	341	6.6
Winslow, Mia.	78	195	80	502	6.4
Lyles, Utah	80	191	57	488	6.1
McConnell, Phi.	81	218	26	493	6.1
Hezonja, Or.	79	181	49	478	6.1
Simmons, S.A.	55	122	69	331	6.0
Neto, Utah	81	180	52	476	5.9
Hollis-Jefferson, Brk.	29	63	37	167	5.8

Rebounds Per Game

	G	OFF	DEF	TOT	AVG
Towns, Min.	82	228	629	857	10.5
Porzingis, N.Y.	72	132	394	526	7.3
Okafor, Phi.	53	122	251	373	7.0
Jokic, Den.	80	181	379	560	7.0
Turner, Ind.	60	68	264	332	5.5
Portis, Chi.	62	123	214	337	5.4
Cauley-Stein, Sac.	66	134	218	352	5.3
Hollis-Jefferson, Brk.	29	39	115	154	5.3
Winslow, Mia.	78	81	322	403	5.2
Nance, LA-L	63	101	211	312	5.0
Johnson, Det.	73	58	248	306	4.2
Kaminsky, Cha.	81	69	266	335	4.1
Lyles, Utah	80	59	240	299	3.7
Mejri, Dal.	34	41	82	123	3.6
Marjanovic, S.A.	54	73	121	194	3.6
Bjelica, Min.	60	49	161	210	3.5
Russell, LA-L	80	47	227	274	3.4
Mudiy, Den.	68	32	200	232	3.4
Felicio, Chi.	31	30	72	102	3.3
Reed, Brk.	39	49	73	122	3.1

Assists Per Game

	G	AST	AVG
Mudiy, Den.	68	372	5.5
McConnell, Phi.	81	367	4.5
Huertas, LA-L	53	182	3.4
Russell, LA-L	80	266	3.3
Jones, Min.	37	108	2.9
Booker, Pho.	76	200	2.6
Jokic, Den.	80	189	2.4
Grant, N.Y.	76	177	2.3
Neto, Utah	81	174	2.1
Towns, Min.	82	161	2.0
Payne, OKC.	57	108	1.9
Johnson, Det.	73	118	1.6
Young, Ind.	41	65	1.6
Winslow, Mia.	78	118	1.5
Hollis-Jefferson, Brk.	29	43	1.5
Richardson, Mia.	52	63	1.4
Bjelica, Min.	60	83	1.4
Hezonja, Or.	79	109	1.4
Porzingis, N.Y.	72	94	1.3
Okafor, Phi.	53	65	1.2

Field Goal Percentage

	FG	FGA	PCT
Cauley-Stein, Sac.	191	339	56.3
Towns, Min.	625	1153	54.2
Nance, LA-L	158	300	52.7
Jokic, Den.	307	600	51.2
Okafor, Phi.	397	781	50.8
Turner, Ind.	264	530	49.8
McConnell, Phi.	218	464	47.0
Lyles, Utah	191	436	43.8
Hezonja, Or.	181	418	43.3
Neto, Utah	180	418	43.1

3-Point Percentage

	PCT.	3FG	3GA
Richardson, Mia.	53	115	461
Neto, Utah	64	162	395
Bjelica, Min.	48	125	384
Lyles, Utah	49	128	383
Russell, LA-L	130	370	351
Hezonja, Or.	67	192	349
Booker, Pho.	99	289	343
Kaminsky, Cha.	68	202	337
Porzingis, N.Y.	81	243	333
Mudiy, Den.	74	232	319

Free

2015-16 Team Leaders

Team Totals

TEAM	FIELD GOALS				3-POINTERS			FREE THROWS			REBOUNDS				STL	TO	BLK	PTS	AVG.		
	G	MADE	ATT.	PCT.	MADE	ATT.	PCT.	MADE	ATT.	PCT.	OFF.	DEF.	TOT.	AST						PF	DQ
G.S.	82	3489	7159	487	1077	2592	416	1366	1790	763	816	2972	3788	2373	1701	9	689	1245	498	9421	114.9
OKC.	82	3372	7082	476	678	1946	348	1616	2067	782	1071	2916	3987	1883	1691	7	603	1305	487	9038	110.2
Sac.	82	3283	7083	462	660	1839	359	1514	2089	725	868	2760	3628	2009	1676	12	733	1326	368	8740	106.6
Hou.	82	3094	6847	454	878	2533	347	1671	2407	694	930	2601	3531	1821	1790	12	821	1307	430	8737	106.5
Bos.	82	3216	7318	439	717	2142	335	1520	1929	788	950	2733	3683	1981	1796	17	752	1127	348	8669	105.7
Port.	82	3167	7040	450	864	2335	370	1424	1889	754	948	2782	3730	1748	1782	12	562	1200	380	8622	105.1
LA-C	82	3141	6759	465	797	2190	364	1490	2152	692	721	2727	3448	1873	1746	5	709	1063	460	8569	104.5
Clev.	82	3171	6888	460	880	2428	362	1333	1783	748	873	2777	3660	1861	1666	6	551	1114	317	8555	104.3
Wash.	82	3238	7033	460	709	1983	358	1349	1849	730	743	2688	3431	2005	1708	8	708	1186	323	8534	104.4
S.A.	82	3289	6797	484	570	1518	375	1342	1672	803	770	2831	3601	2010	1433	1	677	1071	485	8490	103.5
Cha.	82	3036	6922	439	873	2410	362	1534	1941	790	734	2869	3603	1778	1487	10	595	1029	438	8479	103.4
Atl.	82	3168	6923	458	815	2326	350	1282	1638	783	679	2772	3451	2100	1570	8	747	1226	486	8433	102.8
N.O.	82	3153	7040	448	702	1952	360	1415	1823	776	782	2712	3494	1818	1713	6	633	1102	342	8423	102.7
Tor.	82	3006	6669	451	708	1915	370	1702	2190	777	836	2724	3560	1536	1610	6	636	1073	449	8422	102.7
Min.	82	3095	6668	464	455	1347	338	1753	2213	792	821	2587	3408	1916	1696	7	656	1231	375	8398	102.4
Dall.	82	3064	6900	444	806	2342	344	1454	1831	794	751	2781	3532	1813	1595	4	560	1047	306	8388	102.3
Ind.	82	3142	6985	450	663	1889	351	1430	1872	764	847	2779	3626	1741	1641	7	742	1219	391	8377	102.2
Orl.	82	3242	7120	455	636	1818	350	1249	1649	757	843	2709	3552	1933	1701	13	673	1155	417	8369	102.1
Det.	82	3111	7087	439	740	2148	345	1399	2095	668	1021	2777	3798	1594	1557	5	573	1110	304	8361	102.0
Den.	82	3093	7003	442	656	1943	338	1513	1974	766	941	2718	3659	1858	1723	8	609	1202	395	8355	101.9
Chi.	82	3165	7170	441	651	1753	371	1354	1720	787	907	2889	3796	1870	1545	6	495	1140	470	8335	101.6
Phoe.	82	3051	7018	435	738	2118	348	1431	1905	751	943	2733	3676	1701	1858	17	632	1141	313	8271	100.9
Miami	82	3150	6697	470	498	1480	336	1406	1889	744	807	2811	3618	1709	1502	4	553	1155	531	8204	100.0
Mem.	82	3019	6859	440	540	1521	331	1584	2024	783	916	2497	3413	1697	1783	4	724	1090	350	8126	99.1
Milw.	82	3145	6740	467	440	1277	345	1392	1863	747	858	2559	3417	1895	1695	11	672	1247	475	8122	99.0
Brk.	82	3136	6920	453	531	1508	352	1286	1699	757	863	2614	3477	1829	1476	7	627	1212	332	8089	98.6
N.Y.	82	3022	6886	439	610	1762	346	1411	1753	805	850	2788	3638	1682	1616	13	467	1099	466	8065	98.4
Utah	82	2957	6593	449	694	1955	355	1402	1885	744	880	2665	3545	1554	1655	9	631	1224	425	8010	97.7
Phil.	82	2970	6887	431	764	2255	339	1284	1850	694	777	2605	3382	1765	1780	10	680	1343	495	7988	97.4
LA-L	82	2880	6956	414	639	2016	317	1523	2028	781	878	2645	3523	1478	1662	10	593	1124	337	7982	97.3

Opponent Totals

TEAM	FIELD GOALS				3-POINTERS			FREE THROWS			REBOUNDS				STL	TO	BLK	PTS	AVG.	Diff.		
	MADE	ATT.	PCT.	MADE	ATT.	PCT.	MADE	ATT.	PCT.	DEF.	TOT.	AST	PF	DQ								
S.A.	2928	6709	436	541	1634	331	1221	1611	758	747	2576	3323	1707	1597	3	592	1214	317	7618	92.9	+10.6	
Utah	2920	6549	446	649	1919	357	1374	1842	746	764	2522	3286	1568	1629	12	652	1146	385	7863	95.9	+1.8	
Tor.	2991	6732	444	717	1922	373	1354	1809	748	782	2561	3343	1781	1801	10	534	1094	442	8053	98.2	+4.5	
Clev.	3019	6736	448	647	1862	347	1378	1855	743	760	2604	3364	1756	1690	13	590	1092	362	8063	98.3	+6.0	
Miami	3054	6914	442	605	1742	347	1356	1761	770	803	2580	3383	1657	1608	10	612	1060	337	8069	98.4	+1.6	
Atl.	3046	7058	432	679	2008	338	1366	1810	755	944	2869	3813	1808	1500	5	706	1324	411	8137	99.2	+3.6	
LA-C	3015	6946	434	645	1910	338	1543	2055	751	968	2861	3829	1740	1842	11	583	1260	259	8218	100.2	+4.3	
Ind.	3065	6962	440	679	2035	334	1428	1901	751	877	2774	3651	1707	1676	10	634	1297	366	8237	100.5	+1.7	
Cha.	3098	6971	444	726	2080	349	1334	1735	769	726	2936	3662	1901	1670	9	553	1102	448	8256	100.7	+2.7	
N.Y.	3114	7035	443	626	1837	341	1435	1904	754	890	2733	3623	1703	1520	6	589	927	343	8289	101.1	-2.7	
Mem.	2947	6459	456	797	2185	365	1619	2107	768	830	2711	3541	1792	1732	9	576	1327	469	8310	101.3	-2.2	
Det.	3182	6903	461	596	1679	355	1351	1726	783	725	2763	3488	1766	1773	9	583	1099	366	8311	101.4	+0.6	
Bos.	3075	6973	441	643	1911	336	1613	2136	755	932	2838	3770	1715	1718	10	622	1348	450	8406	102.5	+3.2	
Dall.	3144	6971	451	743	2170	342	1382	1873	738	868	2887	3755	1800	1757	9	617	1142	363	8413	102.6	-0.3	
OKC.	3150	7192	438	667	1949	342	1474	1950	756	923	2373	3296	1767	1653	12	719	1068	373	8441	102.9	+7.3	
Chi.	3234	7333	441	651	1885	345	1337	1813	737	969	2798	3767	1848	1535	15	655	974	465	8456	103.1	-1.5	
Milw.	3097	6817	454	765	2171	352	1506	1961	768	942	2583	3525	2013	1606	6	679	1269	462	8465	103.2	-4.2	
Orl.	3150	6850	460	732	2041	359	1470	1917	746	832	2800	3632	1899	1497	8	620	1240	448	8502	103.7	-1.6	
S.A.	3188	7330	435	640	1928	332	1523	2013	751	757	937	2662	3599	1823	1627	7	710	1185	336	8539	104.1	+10.8
Port.	3146	6945	453	700	1888	371	1562	2129	734	867	2716	3583	1770	1597	4	630	1088	424	8554	104.3	-0.8	
Wash.	3170	6868	462	737	1987	371	1498	1947	769	773	2858	3631	1846	1651	6	661	1325	356	8575	104.6	-0.5	
Den.	3182	6904	461	754	2034	371	1491	1958	761	799	2700	3499	1924	1712	8	660	1122	517	8609	105.0	-3.1	
Min.	3276	6962	471	742	2089	355	1394	1842	757	877	2558	3435	1857	1768	12	638	1220	427	8688	106.0	-3.5	
Brk.	3345	6984	479	775	2100	369	1227	1608	763	840	2719	3559	2006	1510	4	720	1162	430	8692	106.0	-7.4	
Hou.	3200	6977	459	796	2206	361	1528	2148	756	970	2690	3660	2015	1847	11	734	1361	404	8721	106.4	+0.4	
N.O.	3218	6877	468	754	2043	369	1544	1972	783	730	2912	3642	1899	1630	6	602	1127	423	8734	106.5	-3.8	
LA-L	3323	7023	473	700	2016	347	1420	1942	731	897	2915	3812	2022	1573	5	617	1037	458	8766	106.9	-9.6	
Phoe.	3208	6870	467	770	2041	377	1631	2177	749	813	2770	3583	1836	1770	3	782	1224	449	8817	107.5	-6.7	
Phil.	3253	7005	464	638	1776	359	1683	2141	786	913	2987	3900	1919	1571	9	711	1241	466	8827	107.6	-10.2	
Sac.	3327	7194	462	839	2293	366	1450	1902	762	926	2765	3691	1986	1800	10	722	1308	437	8943	109.1	-2.5	
AVG	3136	6935	452	698	1975	354																

2015-16 Team Leaders

Team Averages

TEAM	FIELD GOALS				3-POINTERS			FREE THROWS			REBOUNDS									
	G	MADE	ATT	PCT	MADE	ATT	PCT	MADE	ATT	PCT	OFF	DEF	TOT	AST	PF	DQ	STL	TO	BLK	PTS
All.	82	38.63	84.43	45.8	9.94	28.37	35.0	15.63	19.98	78.3	8.28	33.80	42.09	25.61	19.15	0.10	9.11	14.95	5.93	102.8
Bos.	82	39.22	89.24	43.9	8.74	26.12	33.5	18.54	23.52	78.8	11.59	33.33	44.91	24.16	21.90	0.21	9.17	13.74	4.24	105.7
Brk.	82	38.24	84.39	45.3	6.48	18.39	35.2	15.68	20.72	75.7	10.52	31.88	42.40	22.30	18.00	0.09	7.65	14.78	4.05	98.6
Cha.	82	37.02	84.41	43.9	10.65	29.39	36.2	18.71	23.67	79.0	8.95	34.99	43.94	21.68	18.13	0.12	7.26	12.55	5.34	103.4
Chi.	82	38.60	87.44	44.1	7.94	21.31	37.1	16.51	20.98	78.7	11.06	35.23	46.29	22.80	18.84	0.07	6.04	13.91	5.73	101.6
Clev.	82	38.67	84.00	46.0	10.73	29.61	36.2	16.26	21.74	74.8	10.65	33.87	44.51	22.70	20.32	0.05	6.72	13.59	3.87	104.3
Dall.	82	37.37	84.15	44.4	9.83	28.56	34.4	17.73	22.33	79.4	9.16	33.91	43.07	22.11	19.45	0.05	6.83	12.77	3.73	102.3
Den.	82	37.32	85.40	44.2	8.00	23.70	33.8	18.45	24.07	76.6	11.48	33.15	44.62	22.66	21.01	0.10	7.43	14.66	4.82	101.9
Det.	82	37.94	86.43	43.9	9.02	26.20	34.5	17.06	25.55	66.8	12.45	33.87	46.32	19.44	18.99	0.06	6.99	13.54	3.71	102.0
G.S.	82	42.55	87.30	48.7	13.13	31.61	41.6	16.66	21.83	76.3	9.95	36.24	46.20	28.94	20.74	0.11	8.40	15.18	6.07	114.9
Hou.	82	37.73	83.50	45.2	10.71	30.89	34.7	20.38	29.35	69.4	11.34	31.72	43.06	22.21	21.83	0.15	10.01	15.94	5.24	106.5
Ind.	82	38.32	85.18	45.0	8.09	23.04	35.1	17.44	22.83	76.4	10.33	33.89	44.22	21.23	20.01	0.09	9.05	14.87	4.77	102.2
LA-C	82	38.30	82.43	46.5	9.72	26.71	36.4	18.17	26.24	69.2	8.79	33.26	42.05	22.84	21.29	0.06	8.65	12.96	5.61	104.5
LA-L	82	35.12	84.83	41.4	7.79	24.59	31.7	19.30	24.73	78.1	10.71	32.26	42.96	18.02	20.27	0.12	7.23	13.71	4.11	97.3
Mem.	82	38.62	83.65	44.0	6.15	18.55	33.1	19.32	24.68	78.3	11.17	30.45	41.62	20.70	21.74	0.05	8.83	13.29	4.27	99.1
Miami	82	38.41	81.67	47.0	6.07	18.05	33.6	17.15	23.04	74.4	9.84	34.28	44.12	20.84	18.32	0.05	6.74	14.09	6.48	100.0
Milw.	82	38.35	82.20	46.7	5.37	15.57	34.5	16.98	22.72	74.7	10.46	31.21	41.67	23.11	20.67	0.13	8.20	15.21	5.79	99.0
Minn.	82	37.74	81.32	46.4	5.55	16.43	33.8	21.38	26.99	79.2	10.01	31.55	41.56	23.37	20.68	0.09	8.00	15.01	4.57	102.4
N.O.	82	38.45	85.85	44.8	8.56	23.80	36.0	17.26	22.23	77.6	9.54	33.07	42.61	22.17	20.89	0.07	7.72	13.44	4.17	102.7
N.Y.	82	36.85	83.98	43.9	7.44	21.49	34.6	17.21	21.38	80.5	10.37	34.00	44.37	20.51	19.71	0.16	5.70	13.40	5.68	98.4
OKC.	82	41.12	86.37	47.6	8.27	23.73	34.6	19.71	25.21	78.2	13.06	35.56	48.62	22.96	20.62	0.09	7.35	15.91	5.94	110.2
Orl.	82	39.54	86.83	45.5	7.76	22.17	35.0	15.23	20.11	75.7	10.28	33.04	43.32	23.57	20.74	0.16	8.21	14.09	5.09	102.1
Phil.	82	36.22	83.99	43.1	9.32	27.50	33.9	15.66	22.56	69.4	9.48	31.77	41.24	21.52	21.71	0.12	8.29	16.38	6.04	97.4
Phoe.	82	37.21	85.59	43.5	9.00	25.83	34.8	17.45	23.23	75.1	11.50	33.33	44.83	20.74	22.66	0.21	7.71	17.20	3.82	100.9
Port.	82	38.62	85.85	45.0	10.54	28.48	37.0	17.37	23.04	75.4	11.56	33.93	45.49	21.32	21.73	0.15	6.85	14.63	4.63	105.1
Sac.	82	40.04	86.38	46.4	8.05	22.43	35.9	18.46	25.48	72.5	10.59	33.66	44.24	24.50	20.44	0.14	8.94	16.17	4.49	106.6
S.A.	82	40.11	82.89	48.4	6.95	18.51	37.5	16.37	20.39	80.3	9.39	34.52	43.91	24.51	17.48	0.01	8.26	13.06	5.91	103.5
Tor.	82	36.66	81.33	45.1	8.63	23.35	37.0	20.76	26.71	77.7	10.20	32.22	43.41	18.73	19.63	0.07	7.76	13.06	4.58	102.7
Utah	82	36.06	80.40	44.9	8.46	23.84	35.5	17.10	22.99	74.4	10.73	32.50	43.23	18.95	20.18	0.11	7.70	14.93	5.18	97.7
Wash.	82	39.49	85.77	46.0	8.65	24.18	35.8	16.45	22.55	73.0	9.06	32.78	41.84	24.45	20.83	0.10	8.63	14.46	3.94	104.1

Opponent Averages

TEAM	FIELD GOALS				3-POINTERS			FREE THROWS			REBOUNDS									
	G	MADE	ATT	PCT	MADE	ATT	PCT	MADE	ATT	PCT	OFF	DEF	TOT	AST	PF	DQ	STL	TO	BLK	PTS
All.	82	37.15	86.07	43.2	8.28	24.49	33.8	16.66	22.07	75.5	11.51	34.99	46.50	22.05	18.29	0.06	8.61	16.15	5.01	99.2
Bos.	82	37.50	85.04	44.1	7.84	23.30	33.6	19.67	26.05	75.5	11.37	34.61	45.98	20.91	20.95	0.12	7.59	14.44	5.49	102.5
Brk.	82	40.79	85.17	47.9	9.45	25.61	36.9	14.96	19.61	76.3	10.24	33.16	43.40	24.46	18.41	0.05	8.78	16.17	5.24	106.0
Cha.	82	37.78	85.01	44.4	8.85	25.37	34.9	16.27	21.16	76.9	8.85	35.80	44.66	23.18	20.37	0.11	6.74	13.44	5.46	100.7
Chi.	82	39.44	89.43	44.1	7.94	22.99	34.5	16.30	22.11	73.7	11.82	34.12	45.94	22.54	18.72	0.18	7.99	11.88	5.67	103.1
Clev.	82	36.82	82.15	44.8	7.89	22.71	34.7	16.80	22.62	74.3	9.27	31.76	41.02	21.41	20.61	0.16	7.20	13.32	4.41	98.3
Dall.	82	38.34	85.01	45.1	9.06	26.46	34.2	16.85	22.84	73.8	10.59	35.21	45.79	21.95	21.43	0.11	7.52	13.93	4.43	102.6
Den.	82	38.80	84.20	46.1	9.20	24.80	37.1	18.18	23.88	76.1	9.74	32.93	42.67	23.46	20.88	0.10	8.05	13.68	6.30	105.0
Det.	82	38.80	84.18	46.1	7.27	20.48	35.5	16.48	21.05	78.3	8.84	33.70	42.54	21.54	21.62	0.11	7.11	13.40	4.46	101.4
G.S.	82	38.88	89.39	43.5	7.80	23.51	33.2	18.57	24.55	75.7	11.43	32.46	43.89	22.23	19.84	0.09	8.66	14.45	4.10	104.1
Hou.	82	39.02	85.09	45.9	9.71	26.90	36.1	18.60	24.61	75.6	11.83	32.80	44.63	24.57	22.52	0.13	8.95	16.60	4.93	106.4
Ind.	82	37.38	84.90	44.0	8.28	24.32	33.4	17.41	23.18	75.1	10.70	33.83	44.52	20.82	20.44	0.12	7.73	15.82	4.46	100.5
LA-C	82	36.77	84.71	43.0	7.87	23.29	33.8	18.82	25.06	75.1	11.80	34.89	46.70	21.22	22.46	0.13	7.11	15.37	3.16	100.2
LA-L	82	40.52	85.65	47.3	8.54	24.59	34.7	17.32	23.68	73.1	10.94	35.55	46.49	24.66	19.18	0.06	7.52	12.65	5.59	106.9
Mem.	82	35.94	78.77	45.6	9.72	26.65	36.5	19.74	25.70	76.8	10.12	33.06	43.18	21.85	21.12	0.11	7.02	16.18	5.72	101.3
Miami	82	37.24	84.32	44.2	7.38	21.24	34.7	16.54	21.48	77.0	9.79	31.46	41.26	20.21	19.61	0.12	7.46	12.93	4.11	98.4
Milw.	82	37.77	83.13	45.4	9.33	26.48	35.2	18.37	23.91	76.8	11.49	31.50	42.99	24.55	19.51	0.07	8.28	15.48	5.63	103.2
Minn.	82	39.95	84.90	47.1	9.05	25.48	35.5	17.00	22.46	75.7	10.70	31.20	41.89	22.65	21.56	0.15	7.78	14.88	5.21	106.0
N.O.	82	39.24	83.87	46.8	9.20	24.91	36.9	18.83	24.05	78.3	8.90	35.51	44.41	23.16	19.88	0.07	7.34	13.74	5.16	106.5
N.Y.	82	37.98	85.79	44.3	7.63	22.40	34.1	17.50	23.22	75.4	10.85	33.33	44.18	20.77	18.54	0.07	7.18	13.00	4.18	101.1
OKC.	82	38.41	87.71	43.8	8.13	23.27	34.2	17.98	23.78	75.6	11.26	28.94	40.20	21.55	20.16	0.15	8.77	13.02	4.55	102.9
Orl.	82	38.41	83.54	46.0	8.93	24.69	35.9	17.93	24.04	74.6	10.15	34.15								

2015-16 Team Rankings

Team Ranks

Category	ATL	BOS	BRK	CHA	CHI	CLE	DAL	DEN	DET	GS	HOU	IND	LAC	LAL	MEM	MIA	MIL	MIN	NO	NY	OKC	ORL	PHI	PHO	POR	SAC	SA	TOR	UTA	WAS
PPG	12	5	26	11	21	8	16	20	19	1	4	17	7	30	24	23	25	15	13	27	2	18	29	22	6	3	10	14	28	9
FG%	11	24	13	27	22	10	21	21	25	1	14	17	6	30	23	4	5	7	19	26	3	12	29	28	16	8	2	15	18	9
FT%	8	6	18	5	7	20	3	14	30	16	27	15	29	11	9	23	22	4	13	1	10	17	28	20	19	26	2	12	24	25
3PT%	15	28	13	8	3	7	23	26	22	1	19	14	6	30	29	21	25	9	20	18	16	24	17	4	10	2	5	12	11	1
ORPG	30	3	14	28	9	12	26	6	2	21	7	17	29	11	8	22	15	20	23	16	18	16	24	17	4	10	25	19	10	27
DRPG	13	15t	25	14	3	11t	9	19	11t	1	27	10	17	24	30	6	29	28	20	7	2	21	26	15t	8	14	5	18	23	22
RPG	24	6	23	14	3	9	19	8	2	4	20	12	25	21	28	13	27	29	22	10	1	17	30	7	5	11	15	16	18	26
APG	2	6	15	19	12	13	18	14	27	1	16	22	3	10	25	23	9	17	26	10	7	20	24	21	4	3	29	28	5	
SPG	3	2	19	22	29	28	26	20	24	9	1	4	7	23	6	27	13	14	16	30	21	12	10	17	25	5	11	15	18	8
TPG	22	12	19	1	13	10	2	18	9	24	17	20	3	11	6	14t	25	23	8	7	26	14t	29	30	17	28	4	5	21	16
BPG	5	22	25	12	8	27	29	16	30	2	13	7	10	24	21	1	7	19	23	9	4	15	3	28	18	20	6	11	14	26
FGP	7	29	2	3	5	14	8	23	6	19t	28	11	24	13	27	4	17	18	22	10	16	19t	25	30	26	15	1	9	12	21
DQ Per	15t	29t	11t	20t	8t	2t	2t	15t	6t	18t	24t	11t	6t	20t	2t	2t	23	11t	8t	27t	11t	27t	20t	29t	24t	24t	1	8t	18t	15t

Opponent Ranks

Category	ATL	BOS	BRK	CHA	CHI	CLE	DAL	DEN	DET	GS	HOU	IND	LAC	LAL	MEM	MIA	MIL	MIN	NO	NY	OKC	ORL	PHI	PHO	POR	SAC	SA	TOR	UTA	WAS
PPG	6	13	24	9	16	4	14	22	12	19	25	8	7	27	11	5	17	23	26	10	15	18	29	28	20	30	1	3	2	21
FG%	1	7	30	12	8	14	15	21	22	3	19	6	2	29	18	9	17	28	10	5	20	25	26	16	24	4	11	13	23	
FT%	13	14	22	25	3	5	4	20	28	13	19	11	10	1	24	27	18	29	12	16	6	30	9	2	21	19	8	7	26	
3PT%	6	4	24	14	10	13	9	26	16	2	21	3	5	11	22	12	15	17	25	7	8	19	20	30	27	23	1	29	18	28
ORPG	27	24	14	2	29	5	16	9	1	25	30	17t	28	20	12	10	26	17t	3	19	22	13	21	11	15	23	4	8	6	7
DRPG	25	22	14	29	20	8	26	11	16	9	10	19	24	28	12	6	7	3	27	15	1	21	30	18	13	17	5	4	2	23
RPG	28	26	12	22	25	5	24	9	8	15	21	20	29	27	11	6	10	7	19	16	2	18	30	13t	13t	23	3	4	1	17
APG	15	6	27	23	19	14	15	25	9	16	29	4t	7	30	13	2	28	20	21t	3	10	21t	24	17	11	26	4t	12	1	18
SPG	23	14	27	2	19	7	11t	20	4t	24	29	16	4t	11t	3	10	22	17	9	6	26	13	25	30	15	28	8	1	18	21
TPG	5	2	16	21	29	24	18	20	22	15	1	7	9	28	3	27	8	13	19	30	26	11	12	25	6	14	23	17	4	
BPG	14	24	18	21t	7	8	30	9t	3	13	9t	1	25	29	4	26	17	15	5	11	21t	28	13	16	19	2	10	12	6	
FGP	29	10	28	14	26	12	8	11	5	19	1	13	2	24	9	20	21	7	17	27	15	30	25	6	22t	4	22t	3	18	16
DQ Per	25t	8t	27t	13t	1	2	13t	18t	13t	20	6t	8t	6t	25t	13t	8t	21t	3t	21t	21t	3t	18t	13t	29t	27t	8t	29t	8t	3t	21t

Combination Ranks

Category	ATL	BOS	BRK	CHA	CHI	CLE	DAL	DEN	DET	GS	HOU	IND	LAC	LAL	MEM	MIA	MIL	MIN	NO	NY	OKC	ORL	PHI	PHO	POR	SAC	SA	TOR	UTA	WAS
PPG/diff.	7	8	28	9	18	4	16	23	14	1	15	11	6	29	20	12	26	24	25	12	3	19	30	27	13	21	2	5	10	17
OR %	30	10	15	29	13	9	25	5	2	19	6	20	28	21	8	17	11	14	24	18	1	22	26	7	3	16	23	12	4	27
DR %	25	26	19	1	21	3	14	10	2	15	30	16	28	24	20	6	29	23	4	18	17	12	27	11	13	22	3	8	7	9
TR %	30	15	14	13	20	3	27	5	2	18	23	19	29	26	11	10	25	21	12	17	1	16	28	6	9	22	8	7	4	24

Miscellaneous Team Stats

TEAM	PPG		FG%		TPG		REBOUND PCT.			BELOW 100 PTS		OVERTIME		3 PTS OR LESS		10 PTS OR MORE		
	OWN	OPP.	OWN	OPP.	OWN	OPP.	OFF.	DEF.	TOT.	OWN	OPP.	W	L	W	L	W	L	
Atlanta	102.8	99.2	.458	.432*	15.0	16.1	19.1	.746	.469	34	42	0	5	0	5	7	29	17
Boston	105.7	102.5	.439	.441	13.7	16.4	25.1	.746	.498	22	36	1	2	5	7	26	13	0
Brooklyn	98.6	106.0	.453	.479	14.8	14.2	24.1	.757	.499	44	16	1	2	7	4	6	34	6
Charlotte	103.4	100.7	.439	.444	12.5*	13.4	20.0	.798*	.499	34	41	5	0	6	5	25	17	0
Chicago	101.6	103.1	.441	.441	13.9	11.9	24.5	.749	.497	36	28	2	4	10	4	14	19	19
Cleveland	104.3	98.3	.460	.448	13.6	13.3	25.1	.785	.518	28	41	3	3	4	7	32	8	0
Dallas	102.3	102.6	.444	.451	12.8	13.9	20.6	.762	.484	37	35	8	4	6	11	19	18	0
Denver	101.9	105.0	.442	.461	14.7	13.7	25.8	.773	.516	28	27	2	4	10	5	11	21	0
Detroit	102.0	101.4	.439	.461	13.5	13.4	27.0	.793	.531	37	38	4	1	6	5	21	20	0
Golden State	114.9*	104.1	.487*	.435	15.2	14.5	23.5	.760	.497	7	28	6	1	7	2	44	5	0
Houston	106.5	106.4	.452	.459	15.9	16.6*	.257	.728	.493	19	20	4	2	5	8	14	18	18
Indiana	102.2	100.5	.450	.440	14.9	15.8	23.4	.760	.497	35	38	1	7	9	9	21	13	0
L.A. Clippers	104.5	100.2	.465	.434	13.0	15.4	20.1	.738	.470	24	43	5	1	8	4	28	15	0
L.A. Lakers	97.3	106.9	.414	.473	13.7	12.6	23.1	.747	.489	48	19	1	1	2	7	4	44	4
Memphis	99.1	101.3	.440	.456	13.3	16.2	25.3	.751	.502	38	39	3	3	8	3	15	23	0
Miami	100.0	98.4	.470	.442	14.1	12.9	23.8	.778	.508	39	48	3	3	7	5	24	20	0
Milwaukee	99.0	103.2	.467	.454	15.2	15.5	24.9	.731	.490	46	27	4	0	6	4	12	27	0
Minnesota	102.4	106.0	.464	.471	15.0	14.9	24.3	.747	.495	33	23	4	3	7	7	9	23	0
New Orleans	102.7	106.5	.448	.468	13.4	13.7	21.2	.788	.500	37	22	4	3	5	5	11	23	0
New York	98.4	101.1	.439	.443	13.4	11.3	23.7	.758	.498	48	40	2	2	4	7	14	23	0
Oklahoma City	110.2	102.9	.476	.438	15.9	13.0	31.1*	.760	.535*	16	34	3	2	8	6	33		

2015-16 League Leaders (Ratios)

Team Ratios

Assists Per Turnover

Name	AST	TO	RATIO
Golden State	2373	1245	1.91
San Antonio	2010	1071	1.88
L.A. Clippers	1873	1063	1.76
Boston	1981	1127	1.76
Dallas	1813	1047	1.73
Charlotte	1778	1029	1.73
Atlanta	2100	1226	1.71
Washington	2005	1186	1.69
Orlando	1933	1155	1.67
Cleveland	1861	1114	1.67
New Orleans	1818	1102	1.65
Chicago	1870	1141	1.64
Memphis	1697	1090	1.56
Minnesota	1916	1231	1.56
Denver	1858	1202	1.55
New York	1692	1099	1.53
Milwaukee	1895	1247	1.52
Sacramento	2009	1326	1.52
Brooklyn	1829	1212	1.51
Miami	1709	1155	1.48
Portland	1748	1200	1.46
Oklahoma City	1883	1305	1.44
Detroit	1594	1110	1.44
Toronto	1536	1073	1.43
Indiana	1741	1219	1.43
Houston	1821	1307	1.39
L.A. Lakers	1478	1124	1.31
Philadelphia	1765	1343	1.31
Utah	1554	1224	1.27
Phoenix	1701	1410	1.21

Steals Per Turnover

Name	STL	TO	RATIO
Boston	752	1127	0.67
L.A. Clippers	709	1063	0.67
Memphis	724	1090	0.66
San Antonio	677	1071	0.63
Houston	821	1307	0.63
Atlanta	747	1226	0.61
Indiana	742	1219	0.61
Washington	708	1186	0.60
Toronto	636	1073	0.59
Orlando	673	1155	0.58
Charlotte	595	1029	0.58
New Orleans	633	1102	0.57
Golden State	689	1245	0.55
Sacramento	733	1326	0.55
Milwaukee	672	1247	0.54
Dallas	560	1047	0.53
Minnesota	656	1231	0.53
L.A. Lakers	593	1124	0.53
Brooklyn	627	1212	0.52
Detroit	573	1110	0.52
Utah	631	1224	0.52
Denver	609	1202	0.51
Philadelphia	680	1343	0.51
Cleveland	551	1114	0.49
Miami	553	1155	0.48
Portland	562	1200	0.47
Oklahoma City	603	1305	0.46
Phoenix	632	1410	0.45
Chicago	495	1141	0.43
New York	467	1099	0.42

Player Ratios

Assists Per Turnover

Name	AST	TO	RATIO
Conley, Mem.	342	84	4.07
Paul, LA-C	738	194	3.80
Calderson, N.Y.	298	87	3.43
Rubio, Min.	657	193	3.40
Galloway, N.Y.	207	61	3.39
Sloan, Brk.	268	80	3.35
Livingston, G.S.	237	78	3.04
Rondo, Sac.	839	278	3.02
Mills, S.A.	226	76	2.97
Dellavedova, Cle.	337	116	2.91
Parker, S.A.	379	131	2.89
Smith, N.O.-Phi.	502	175	2.87
Iguodala, G.S.	219	79	2.77
Barea, Dal.	302	113	2.67
Rayton, Ori.	467	177	2.64
Beverley, Hou.	239	91	2.63
McConnell, Phi.	367	140	2.62
G. Hill, Ind.	259	101	2.56
Williams, Dal.	378	150	2.52
Jack, Brk.	236	94	2.51

Steals Per Turnover

Name	STL	TO	RATIO
W. Johnson, LA-C	89	54	1.65
Crowder, Bos.	126	83	1.52
Porter, Was.	105	70	1.50
Ariza, Hou.	160	113	1.42
Allen, Mem.	110	78	1.41
Galloway, N.Y.	77	61	1.26
Sefolosha, Atl.	85	68	1.25
Leonard, S.A.	128	105	1.22
Lee, Mem.-Cha.	85	72	1.18
Smart, Bos.	91	80	1.14
Brewer, Hou.	84	78	1.08
Bradley, Bos.	117	109	1.07
Caldwell-Pope, Det.	110	105	1.05
Beverley, Hou.	94	91	1.03
Harris, Den.	97	98	0.99
Tucker, Pho.	106	111	0.95
Iguodala, G.S.	73	79	0.92
Rubio, Min.	162	193	0.84
Butler, Chi.	110	132	0.83
Young, Brk.	112	136	0.82

2015-16 Review

League Information

Active List

Each team is able to maintain 13 players on its Active List, but must have a minimum of eight players dressed and able to participate in all preseason and regular season games or nine players for playoff games. A team may periodically carry 11 or 12 players on its Active List, but for no more than two consecutive weeks at a time. Each team is responsible for delivering the team's Active List to the Official Scorer prior to each game.

Inactive List

A team may carry a maximum of two players on its Inactive List (subject to hardship rules). Teams with 11 or 12 active players are required to maintain at least one player on the Inactive List for all regular season games. These teams may carry zero players on the Inactive List, but for no more than two consecutive weeks at a time. A team that has 13 players on its Active List is not required to have a player on its Inactive List. Players may move freely between the Active List and Inactive List.

10-Day Contract

A player can be signed to a 10-day contract beginning on Jan. 5 or the next business day if Jan. 5 is not a business day. No team may be a party at any time to more 10-day contracts than the number of players on its Inactive List. Players signed to 10-day contracts can be placed on either the Active List or the Inactive List.

NBA D-League Assignment

Any player who is assigned by his team to the NBA D-League must be placed and maintained on his NBA team's Inactive List for the duration of his D-League assignment.

Waivers

From Aug. 15 to the end of the regular season, clubs may claim waived players within 48 hours after notice. Players waived any other time may be claimed within seven days. If no teams claim the waived player, he becomes a free agent. If more than one club claims a waived player, the one with the lesser record at that time claims the player.

Guaranteed Contract Date

On Jan. 10 of the regular season, all player contracts become guaranteed for the remainder of the season.

NBA Key Dates

Oct. 24	Rosters set for NBA Opening Day
Oct. 25	Start of the 2016-17 NBA Regular Season (NBA Tip-Off 2016)
Jan. 5	10-day contracts may now be signed
Jan. 10	All contracts are guaranteed for the remainder of the season
Feb. 17-19	NBA All-Star 2017 (New Orleans, LA)
Mar. 1	Playoff Eligibility Waiver Deadline
Apr. 12	Regular Season ends
Apr. 14	Rosters set for NBA Playoffs 2017, 3 p.m. ET
Apr. 15	NBA Playoffs 2017 begin
Apr. 23	NBA Early Entry Eligibility Deadline (11:59 p.m. ET)
May 1	Conference Semifinals begin
May 9-15	NBA Draft Combine 2017 (Chicago)
May 16	Conference Finals begin (possible move up to May 14 or 15)
May 16	NBA Draft Lottery 2017
June 1	NBA Finals 2017 begin
June 12	NBA Draft Early Entry Entrant Withdrawal Deadline (5:00 p.m. ET)
June 18	The Finals 2017 latest possible date
June 22	NBA Draft 2017

2015-16 NBA

Officiating Crew

(* denotes non-staff)

3	Buchert, Nick
4	Wright, Sean
5	Fitzgerald, Kane
6	Brown, Tony
7	Holtkamp, Lauren
8	Davis, Marc
9	Stafford, Derrick
10	Garretson, Ron
11	Collins, Derrick
13	McCutchen, Monty
14	Malloy, Ed
15	Zarba, Zach
16	Guthrie, David
18	Boland, Matt
19	Capers, James
20	Richardson, Leroy
21	Taylor, Dedric
22	Spooner, Bill
23	Phillips, Jason
24	Callahan, Mike
25	Brothers, Tony
26	Fraher, Pat
27	Ervin, Mitchell
28	Scott, Kevin
29	Lindsay, Mark
30	Goble, John
31	Wall, Scott
32	Kogut, Marat
33	Corbin, Sean
34	Cutler, Kevin
35	Anderson, Steve
36	Barnaky, Brent
37	Dalen, Eric
38	Smith, Michael
39	Ford, Tyler
40	Wood, Leon
41	Mauer, Ken
42	Lewis, Eric
43	Crawford, Dan
44	Nansel, Brett
45	Forte, Brian
46	Taylor, Ben
47	Adams, Bennie
48	Foster, Scott
49	Washington, Tom
50	Petratis, Gediminas
51	Smith, Aaron
52	Twardoski, Scott
53	Washington, CJ
54	Acosta, Ray*
55	Kennedy, Bill
56	Ayotte, Mark
58	Tiven, Josh
59	Zielinski, Gary
60	Williams, James
61	Kirkland, Courtney
62	DeRosa, JB*
63	Richardson, Derek
64	Van Duyne, Justin
65	Goldenberg, Jason*
66	Workman, Haywoode
67	Adair, Brandon*
68	Goble, Jacyn*
70	Ransom, Phenizee*
71	Mott, Rodney
72	Orr, J.T.
73	Maddox, Tre
74	Blair, Curtis
75	Sterling, Jonathan*
76	Voyard-Tadal, Vladimir*
77	Lane, Karl

**HE WOULDN'T LEAVE YOU.
PLEASE DON'T LEAVE HIM.**



**MAKE ARRANGEMENTS
FOR YOUR ANIMALS
IN THE EVENT OF A NATURAL DISASTER.**

PETA

HELPINGANIMALS.COM

Records



Rockets All-Time Leaders

Points

Player	Yrs	G	FGM	FGA	3FGM	3FGA	FTM	FTA	Pts.	Avg.
1. Hakeem Olajuwon	17	1,177	10,555	20,573	25	122	5,376	7,537	26,511	22.5
2. Calvin Murphy	13	1,002	7,247	15,030	10	72	3,445	3,864	17,949	17.9
3. Rudy Tomjanovich	11	768	5,630	11,240	34	130	2,089	2,666	13,383	17.4
4. Elvin Hayes	7	572	4,725	10,614	2	11	2,310	3,500	11,762	20.6
5. Moses Malone	6	464	4,047	7,879	1	15	3,024	4,108	11,119	24.0
6. Yao Ming	9	486	3,380	6,445	2	10	2,485	2,984	9,247	19.0
7. Robert Reid	10	762	3,747	8,031	76	270	1,253	1,710	8,823	11.6
8. Mike Newlin	8	604	3,191	6,917	—	—	2,098	2,428	8,480	14.0
9. James Harden	4	314	2,491	5,629	800	2,181	2,685	3,118	8,467	27.0
10. Otis Thorpe	7	518	3,215	5,747	3	33	1,744	2,604	8,177	15.8

Scoring Average

(min. 75 GP with Rockets)

Player	G	Points	Avg.
1. James Harden	314	8467	27.0
2. Moses Malone	464	11,119	24.0
3. Tracy McGrady	303	6,888	22.7
4. Hakeem Olajuwon	1,177	26,511	22.5
5. Kevin Martin	144	3,068	21.3
6. Elvin Hayes	572	11,762	20.6
7. Ralph Sampson	305	5,995	19.7
8. Don Kojis	206	4,037	19.6
9. Clyde Drexler	219	4,155	19.0
Steve Francis	384	7,281	19.0
Yao Ming	486	9,247	19.0

Assists Average

(min. 75 GP with Rockets)

Player	G	Ast.	Avg.
1. John Lucas Jr.	325	2,358	7.3
2. James Harden	314	2,078	6.6
3. Steve Francis	384	2,411	6.3
4. Art Williams	238	1,418	6.0
5. Rafer Alston	267	1,519	5.7
6. Tracy McGrady	303	1,699	5.6
Kyle Lowry	218	1,212	5.6
8. Clyde Drexler	219	1,192	5.4
Sleepy Floyd	439	2,363	5.4
10. Kenny Smith	468	2,457	5.3

Free Throw Percentage

(min. 150 made)

Player	FTM	FTA	Pct.
1. Rick Barry	303	322	.941
2. Kevin Martin	925	1,033	.895
3. Calvin Murphy	3,445	3,864	.892
4. Jimmy Walker	244	277	.881
5. Steve Harris	176	200	.880
6. Jon McGlocklin	156	180	.867
7. Mike Newlin	2,098	2,428	.864
8. James Harden	2,685	3,118	.861
9. Mario Elie	748	870	.860
Purvis Short	283	329	.860

Steals Average

(min. 75 GP with Rockets)

Player	G	Stl.	Avg.
1. Clyde Drexler	219	412	1.88
2. Trevor Ariza	235	438	1.86
3. Hakeem Olajuwon	1,177	2,088	1.77
4. James Harden	314	550	1.75
5. Steve Francis	384	619	1.61

Rebounding Average

(min. 75 GP with Rockets)

Player	G	Reb.	Avg.
1. Moses Malone	464	6,959	15.0
2. Charles Barkley	183	2,235	12.2
Elvin Hayes	572	6,974	12.2
4. Dwight Howard	183	2,132	11.7
5. Hakeem Olajuwon	1,177	13,382	11.4
6. Ralph Sampson	305	3,189	10.5
7. Omer Asik	130	1,334	10.3
8. Otto Moore	95	952	10.0
9. Otis Thorpe	518	5,010	9.7
10. Yao Ming	486	4,494	9.2

Field Goal Percentage

(min. 350 made)

Player	FGM	FGA	Pct.
1. Dwight Howard	1096	1,823	.601
2. Carl Landry	677	1,189	.569
3. Otis Thorpe	3,215	5,747	.559
4. Chucky Brown	405	729	.556
5. Omer Asik	433	804	.539
6. Terrence Jones	587	1,105	.531
7. Kelvin Cato	764	1,455	.525
Lewis Lloyd	1,853	3,531	.525
9. Yao Ming	3,380	6,445	.524
10. Rodney McCray	1,940	3,720	.522

3-Point Field Goal Percentage

(min. 55 made)

Player	3PM	3PA	Pct.
1. Jon Barry	72	165	.436
2. Michael Dickerson	71	164	.433
3. Eldridge Recasner	81	191	.424
4. Kenny Smith	521	1,280	.407
Scott Brooks	72	177	.407
6. Courtney Lee	158	391	.404
7. Walt Williams	278	692	.402
8. Metta World Peace	153	383	.399
9. Luther Head	383	977	.392
10. Pete Chilcutt	72	184	.391
Jim Jackson	216	552	.391
Scott Padgett	86	220	.391

Blocked Shots Average

(min. 75 GP with Rockets)

Player	G	Blk.	Avg.
1. Hakeem Olajuwon	1,177	3,740	3.18
2. Ralph Sampson	305	585	1.92
3. Yao Ming	486	920	1.89
4. Eddie Griffin	150	245	1.63
Moses Malone	464	758	1.63

Rockets All-Time Leaders

Years

1. Hakeem Olajuwon	17
2. Calvin Murphy	13
3. Rudy Tomjanovich	11
4. Robert Reid	10
Allen Leavell	10
6. Matt Bullard	9
Yao Ming	9
8. Mike Newlin	8
9. Elvin Hayes	7
Otis Thorpe	7
Moochie Norris	7

Games

1. Hakeem Olajuwon	1,177
2. Calvin Murphy	1,002
3. Rudy Tomjanovich	768
4. Robert Reid	762
5. Allen Leavell	700
6. Mike Newlin	604
7. Elvin Hayes	572
8. Matt Bullard	538
9. Otis Thorpe	518
10. Yao Ming	486

Minutes

1. Hakeem Olajuwon	42,844
2. Calvin Murphy	30,607
3. Rudy Tomjanovich	25,714
4. Robert Reid	21,718
5. Elvin Hayes	20,782
6. Otis Thorpe	18,631
7. Moses Malone	17,780
8. Mike Newlin	17,646
9. Cuttino Mobley	16,343
10. Allen Leavell	16,248

Rebounds

1. Hakeem Olajuwon	13,382
2. Elvin Hayes	6,974
3. Moses Malone	6,959
4. Rudy Tomjanovich	6,198
5. Otis Thorpe	5,010
6. Yao Ming	4,494
7. Robert Reid	3,706
8. Ralph Sampson	3,189
9. Luis Scola	2,984
10. Kevin Kunnert	2,891

Assists

1. Calvin Murphy	4,402
2. Allen Leavell	3,339
3. Hakeem Olajuwon	2,992
4. Mike Newlin	2,581
5. Kenny Smith	2,457
6. Steve Francis	2,411
7. Sleepy Floyd	2,363
8. John Lucas Jr.	2,358
9. Robert Reid	2,253
10. James Harden	2,078

Steals

1. Hakeem Olajuwon	2,088
2. Calvin Murphy	1,165
3. Allen Leavell	929
4. Robert Reid	881
5. Steve Francis	619
6. Vernon Maxwell	559
7. James Harden	550
8. Cuttino Mobley	526
9. Sleepy Floyd	470
10. John Lucas Jr.	469

Blocked Shots

1. Hakeem Olajuwon	3,740
2. Yao Ming	920
3. Moses Malone	758
4. Ralph Sampson	585
5. Kelvin Cato	431
6. Kevin Kunnert	413
7. Robert Reid	364
8. Shane Battier	351
9. Robert Horry	343
10. Dwight Howard	294

Field Goals Made

1. Hakeem Olajuwon	10,555
2. Calvin Murphy	7,247
3. Rudy Tomjanovich	5,630
4. Elvin Hayes	4,725
5. Moses Malone	4,047
6. Robert Reid	3,747
7. Yao Ming	3,380
8. Otis Thorpe	3,215
9. Mike Newlin	3,191
10. Cuttino Mobley	2,654

Field Goals Attempted

1. Hakeem Olajuwon	20,573
2. Calvin Murphy	15,030
3. Rudy Tomjanovich	11,240
4. Elvin Hayes	10,614
5. Robert Reid	8,031
6. Moses Malone	7,879
7. Mike Newlin	6,917
8. Yao Ming	6,445
9. Cuttino Mobley	6,141
10. Tracy McGrady	5,962

3-Pointers Made

1. James Harden	800
2. Vernon Maxwell	730
3. Cuttino Mobley	672
4. Shane Battier	576
5. Matt Bullard	557
6. Kenny Smith	521
7. Rafer Alston	517
8. Trevor Ariza	515
9. Tracy McGrady	472
10. Steve Francis	470

3-Pointers Attempted

1. Vernon Maxwell	2,241
2. James Harden	2,181
3. Cuttino Mobley	1,807
4. Shane Battier	1,483
5. Rafer Alston	1,478
6. Tracy McGrady	1,464
7. Trevor Ariza	1,461
8. Matt Bullard	1,432
9. Steve Francis	1,363
10. Kenny Smith	1,280

Free Throws Made

1. Hakeem Olajuwon	5,376
2. Calvin Murphy	3,445
3. Moses Malone	3,024
4. James Harden	2,685
5. Yao Ming	2,485
6. Elvin Hayes	2,310
7. Mike Newlin	2,098
8. Rudy Tomjanovich	2,089
9. Steve Francis	1,797
10. Otis Thorpe	1,744

Free Throws Attempted

1. Hakeem Olajuwon	7,537
2. Moses Malone	4,108
3. Calvin Murphy	3,864
4. Elvin Hayes	3,500
5. James Harden	3,118
6. Yao Ming	2,984
7. Rudy Tomjanovich	2,666
8. Otis Thorpe	2,604
9. Mike Newlin	2,428
10. Steve Francis	2,278

Personal Fouls

1. Hakeem Olajuwon	4,236
2. Calvin Murphy	3,250
3. Robert Reid	2,502
4. Rudy Tomjanovich	1,937
5. Mike Newlin	1,916

Disqualifications

1. Hakeem Olajuwon	80
2. Calvin Murphy	53
3. Kevin Kunnert	47
4. Ralph Sampson	45
5. Robert Reid	34


Turnovers

1. Hakeem Olajuwon	3,569
2. Moses Malone	1,448
3. Steve Francis	1,399
4. Allen Leavell	1,324
5. Otis Thorpe	1,320

Double-Doubles

1. Hakeem Olajuwon	771
2. Moses Malone	386
3. Elvin Hayes	357
4. Rudy Tomjanovich	227
5. Otis Thorpe	226

Rockets 40-Point Club



Hakeem Olajuwon (32 Games)

Date	Opponent	FGM-A	FTM-A	TP
Apr. 19, 1990	vs. Denver	21-34	10-13	52
Jan. 18, 1996	vs. Boston	20-37	11-14	51
Jan. 30, 1997	vs. Denver	24-40	0-0	48
Jan. 13, 1995	vs. San Antonio	21-35	5-7	47
Mar. 23, 1996	vs. Minnesota	16-23	14-18	46
Apr. 10, 1993	vs. San Antonio	16-30	13-13	45
Jan. 13, 1994	at Washington	16-27	13-14	45
Mar. 29, 1997	vs. Denver	14-24	16-17	45
Dec. 30, 1986	at L.A. Clippers	19-27	6-8	44
Apr. 8, 1989	at Miami	15-29	13-19	43
Nov. 9, 1994	at Indiana	15-25	13-18	43
Dec. 6, 1984	at Golden State	18-22	6-9	42
Jan. 16, 1993	vs. New York	15-26	12-14	42
Apr. 6, 1993	vs. L.A. Clippers	17-25	8-11	42
Apr. 12, 1994	vs. Minnesota	18-29	6-7	42
Dec. 29, 1994	vs. Golden State	12-25	14-18	42
Feb. 29, 1996	vs. Philadelphia	15-25	12-17	42
Mar. 10, 1996	at Vancouver	16-26	10-11	42
Nov. 5, 1985	vs. Portland	14-25	13-17	41
Dec. 20, 1989	at Golden State	15-23	11-15	41
Mar. 1, 1990	vs. Phoenix	15-30	11-11	41
Mar. 15, 1994	vs. Portland	17-24	7-8	41
Jan. 3, 1995	at Dallas	16-28	9-10	41
Jan. 14, 1995	at Denver	16-26	9-10	41
Feb. 2, 1995	vs. Utah	15-22	11-15	41
Jan. 25, 1997	vs. Utah	14-29	12-14	41
Mar. 14, 1989	at Sacramento	14-28	12-16	40
Feb. 11, 1992	at Seattle	16-22	8-8	40
Jan. 3, 1993	at Portland	16-22	8-10	40
Jan. 22, 1994	vs. Utah	13-25	14-19	40
Mar. 7, 1995	vs. Phoenix	16-23	8-10	40
Feb. 19, 1996	vs. Sacramento	17-35	6-8	40

James Harden (26 Games)

Date	Opponent	FGM-A	FTM-A	TP
Apr. 1, 2015	vs. Sacramento	16-25	11-13	51
Nov. 27, 2015	vs. Philadelphia	14-28	16-20	50
Mar. 19, 2015	vs. Denver	12-27	22-25	50

Feb. 25, 2016	at Portland	16-26	10-13	46
Nov. 7, 2015	at L.A. Clippers	14-26	13-14	46
Feb. 20, 2013	vs. Oklahoma City	14-19	11-12	46
Nov. 18, 2015	vs. Portland	45	11-29	19-20
Jan. 19, 2015	vs. Indiana	12-18	14-15	45
Feb. 8, 2015	vs. Portland	11-25	19-23	45
Nov. 2, 2012	at Atlanta	14-19	15-17	45
Dec. 11, 2014	at Sacramento	14-32	13-15	44
Dec. 22, 2014	vs. Portland	14-26	12-13	44
Mar. 23, 2015	at Indiana	10-21	21-22	44
Nov. 6, 2015	at Sacramento	13-23	13-16	43
Feb. 25, 2014	at Sacramento	11-20	15-16	43
Feb. 23, 2016	at Utah	16-30	8-10	42
Dec. 9, 2015	at Washington	13-23	11-12	42
Apr. 3, 2016	vs. Oklahoma City	12-25	12-14	41
Dec. 17, 2014	at Denver (OT)	11-21	18-21	41
Apr. 5, 2015	at Oklahoma City	12-22	11-13	41
Mar. 9, 2014	vs. Portland	12-28	10-11	41
Apr. 10, 2016	vs. L.A. Lakers	14-31	6-8	40
Mar. 6, 2016	at Toronto	11-20	15-19	40
Jan. 30, 2016	vs. Washington	12-20	10-10	40
Nov. 25, 2015	vs. Memphis	12-19	11-11	40
Feb. 10, 2015	at Phoenix	13-23	11-14	40

Elvin Hayes (25 Games)

Date	Opponent	FGM-A	FTM-A	TP
Nov. 13, 1968	vs. Detroit	20-45	14-17	54
Nov. 20, 1970	vs. Seattle	18-35	14-16	50
Jan. 30, 1970	vs. Seattle	18-35	13-19	49
Nov. 25, 1970	at Cincinnati	17-30	14-15	48
Feb. 25, 1970	at Boston	17-34	12-16	46
Nov. 22, 1968	at Seattle	19-36	7-8	45
Nov. 7, 1970	at San Francisco	19-38	7-10	45
Jan. 30, 1971	at Cincinnati	15-28	14-23	44
Dec. 21, 1971	at Portland	18-28	8-9	44
Nov. 22, 1969	vs. Boston	17-34	9-10	43
Dec. 30, 1971	vs. Atlanta	16-26	10-15	42
Jan. 11, 1972	at Seattle	17-33	8-10	42
Feb. 14, 1970	vs. San Francisco	16-23	9-14	41
Feb. 3, 1971	vs. Milwaukee	15-34	11-16	41
Nov. 12, 1968	at Chicago	15-29	10-16	40
Dec. 18, 1968	at Detroit	16-26	8-12	40
Dec. 27, 1968	vs. New York	16-31	8-12	40
Dec. 28, 1968	at Phoenix	16-31	8-11	40
Jan. 29, 1969	vs. L.A. Lakers	16-35	8-10	40
Dec. 6, 1969	vs. L.A. Lakers	16-24	8-10	40
Mar. 12, 1970	at Cincinnati	17-27	6-11	40
Oct. 22, 1970	vs. Cleveland	17-27	6-8	40
Oct. 28, 1970	at Cleveland	16-27	8-10	40
Dec. 13, 1970	at Cleveland	16-35	8-11	40
Jan. 1, 1971	at L.A. Lakers	19-41	2-4	40

Moses Malone (22 Games)

Date	Opponent	FGM-A	FTM-A	TP
Feb. 2, 1982	vs. San Diego	19-30	15-18	53
Mar. 11, 1981	vs. Golden State	20-28	11-12	51
Mar. 13, 1982	vs. Portland	17-26	15-19	49
Feb. 7, 1982	at Kansas City	18-28	11-15	47
Mar. 26, 1982	at Seattle	19-33	8-11	46
Feb. 18, 1979	at New Jersey	14-23	17-19	45
Nov. 13, 1979	at Chicago	17-25	11-13	45
Feb. 5, 1982	vs. Phoenix	17-26	11-14	45
Oct. 17, 1979	vs. Indiana	16-22	12-14	44
Feb. 17, 1982	at Cleveland	15-26	14-17	44
Feb. 27, 1982	at Dallas	15-26	14-17	44
Feb. 26, 1982	vs. Golden State	13-28	17-20	43
Mar. 2, 1982	vs. San Antonio	13-27	17-22	43
Oct. 31, 1981	at San Diego	15-25	12-14	42
Dec. 26, 1981	at Utah	17-24	8-10	42
Oct. 21, 1980	vs. Denver	12-20	17-21	41
Nov. 15, 1980	at Seattle	15-22	11-15	41
Jan. 14, 1981	vs. Chicago	17-27	7-9	41
Mar. 25, 1982	at Portland	17-31	7-10	41
Jan. 8, 1980	at Cleveland	18-32	4-5	40

Rockets 40-Point Club

Nov. 28, 1980	at San Antonio	14-21	12-15	40
Jan. 2, 1981	at Dallas	13-25	14-19	40

Tracy McGrady (15 Games)

Date	Opponent	FGM-A	FTM-A	TP
Dec. 2, 2004	at Dallas	19-36	4-7	48
Nov. 1, 2007	at Utah	17-27	11-14	47
Jan. 9, 2005	at Denver	15-26	10-14	45
Jan. 16, 2007	at Dallas	17-29	7-9	45
Mar. 28, 2005	at Utah	15-21	11-16	44
Apr. 5, 2005	at Golden State	18-34	6-6	44
Jan. 5, 2007	vs. Utah	14-31	13-16	44
Jan. 22, 2006	at Detroit	17-33	7-8	43
Dec. 31, 2006	vs. Milwaukee	13-24	13-16	42
Jan. 23, 2006	at Milwaukee	17-32	4-4	41
Nov. 13, 2007	at Memphis	16-28	6-10	41
Mar. 8, 2008	vs. New Orleans	17-27	4-4	41
Feb. 4, 2005	at Minnesota	11-26	14-18	40
Apr. 8, 2007	at Sacramento	14-28	9-12	40
Dec. 1, 2007	at Sacramento	14-30	7-8	40

Calvin Murphy (7 Games)

Date	Opponent	FGM-A	FTM-A	TP
Mar. 18, 1978	vs. New Jersey	24-40	9-12	57*
Mar. 10, 1978	vs. Washington	21-38	4-4	46
Dec. 28, 1974	vs. Buffalo	18-25	9-10	45
Apr. 7, 1978	vs. New Orleans	17-32	8-8	42
Jan. 3, 1981	vs. Denver	16-27	10-10	42
Jan. 7, 1978	at Atlanta	18-31	5-6	41
Oct. 31, 1975	at Detroit	15-23	10-10	40

Clyde Drexler (4 Games)

Date	Opponent	FGM-A	FTM-A	TP
Nov. 5, 1997	at L.A. Clippers	15-25	10-11	43
Mar. 30, 1995	at L.A. Clippers	12-23	14-18	41
Dec. 2, 1995	vs. Charlotte	17-23	2-4	41
Apr. 6, 1995	at Golden State	14-22	10-14	40

One Game Each (14 Rockets)

Player	Date	Opponent	FGM-A	FTM-A	TP
Mike Dunleavy	Dec. 6, 1980	vs. Denver	19-30	10-13	48
Steve Francis	Jan. 17, 2003	vs. L.A. Lakers	12-21	14-17	44
Luis Scola	Mar. 13, 2010	vs. New Jersey	20-25	4-6	44
Charles Barkley	Nov. 29, 1997	at Golden State	15-20	12-14	43
Stu Lantz	Oct. 20, 1970	vs. Phoenix	16-27	11-13	43
Aaron Brooks	Jan. 13, 2010	vs. Minnesota	14-30	9-12	43
Jim Barnett	Feb. 18, 1970	vs. Seattle (at Eugene)	18-29	6-10	42
Henry Finkel	Mar. 7, 1968	vs. L.A. Lakers	13-22	16-18	42
Allen Leavell	Feb. 2, 1983	vs. Denver	14-26	11-12	42
Kenny Smith	Dec. 26, 1993	at L.A. Lakers	16-24	6-6	41
Eric Floyd	Feb. 26, 1991	at Denver	16-25	7-7	40
Robert Horry	Nov. 16, 1995	at Milwaukee	16-26	0-1	40
Don Kojis	Dec. 3, 1969	vs. Chicago	17-19	6-6	40
Otis Thorpe	Dec. 7, 1993	vs. Charlotte	14-19	12-12	40

Ralph Sampson (4 Games)

Date	Opponent	FGM-A	FTM-A	TP
Nov. 17, 1984	vs. San Antonio	19-27	5-6	43
Feb. 7, 1985	vs. Golden State	17-24	8-12	42
Feb. 8, 1984	at Philadelphia	16-26	9-10	41
Feb. 16, 1985	at Cleveland	13-25	15-17	41

Cuttino Mobley (3 Games)

Date	Opponent	FGM-A	FTM-A	TP
Jan. 18, 2001	at Golden State	14-26	11-13	41
Jan. 24, 2002	vs. New Jersey	13-24	12-12	41
Feb. 23, 2002	vs. Boston	13-26	10-10	40

Rudy Tomjanovich (3 Games)

Date	Opponent	FGM-A	FTM-A	TP
Jan. 13, 1974	vs. Buffalo	16-27	10-13	42
Dec. 6, 1974	vs. Boston	19-31	3-3	41
Jan. 12, 1977	vs. Boston	17-27	6-8	40

Kevin Martin (2 Games)

Date	Opponent	FGM-A	FTM-A	TP
Jan. 5, 2011	vs. Portland	13-18	13-15	45
Dec. 11, 2010	vs. Cleveland	12-19	13-14	40

Vernon Maxwell (2 Games)

Date	Opponent	FGM-A	FTM-A	TP
Jan. 26, 1991	vs. Cleveland	14-25	19-22	51
Apr. 5, 1991	at Denver	14-25	9-10	45

Yao Ming (2 Games)

Date	Opponent	FGM-A	FTM-A	TP
Feb. 22, 2004	vs. Atlanta	15-21	11-13	41
Dec. 20, 2004	vs. Toronto	13-16	14-18	40

Opponents 40-Point Club

Kobe Bryant (8 Games)

Date	Team	FGM-A	FTM-A	TP
Dec. 15, 2006	at L.A. Lakers	17-38	14-16	53
Mar. 30, 2007	at L.A. Lakers	19-44	12-14	53
Feb. 18, 2003	at L.A. Lakers	19-28	11-11	52
Nov. 17, 2002	at L.A. Lakers	18-37	9-11	46
Dec. 21, 2000	L.A. Lakers	20-26	4-6	45
Oct. 30, 2007	at L.A. Lakers	13-32	18-27	45
Apr. 2, 2006	at L.A. Lakers	19-32	2-2	43
Nov. 4, 2009	L.A. Lakers	15-30	11-15	41

Kareem Abdul-Jabbar (7 Games)

Date	Team	FGM-A	FTM-A	TP
Jan. 25, 1973	Milwaukee	24-32	0-0	48
Feb. 6, 1986	L.A. Lakers	21-30	4-4	46
Mar. 3, 1974	Milwaukee	19-33	6-9	44
Mar. 16, 1986	at L.A. Lakers	16-24	11-16	43
Mar. 18, 1972	Milwaukee	17-27	8-12	42
Feb. 3, 1978	Milwaukee	17-30	7-8	41
Feb. 5, 1985	L.A. Lakers	16-29	8-9	40

George Gervin (5 Games)

Date	Team	FGM-A	FTM-A	TP
Mar. 30, 1979	at San Antonio	15-24	16-18	46
Dec. 30, 1981	at San Antonio	17-33	8-9	42
Jan. 25, 1985	San Antonio	21-26	0-0	42
Feb. 12, 1980	at San Antonio	15-25	8-8	41
Jan. 13, 1984	at San Antonio	15-26	10-12	40

Michael Jordan (5 Games)

Date	Team	FGM-A	FTM-A	TP
Jan. 18, 1998	at Chicago	16-29	11-12	45
Dec. 12, 1987	at Chicago	16-28	12-12	44
Mar. 16, 1987	Chicago	15-28	14-14	44
Jan. 15, 1987	at Chicago	17-43	8-9	43
Apr. 5, 1998	Chicago	18-31	3-5	40

Jerry West (4 Games)

Date	Team	FGM-A	FTM-A	TP
Feb. 3, 1968	L.A. Lakers	15-25	12-15	42
Nov. 29, 1970	at L.A. Lakers	16-27	9-10	41
Jan. 1, 1971	at L.A. Lakers	17-34	7-8	41
Dec. 30, 1968	L.A. Lakers	15-30	10-13	40

Julius Erving (3 Games)

Date	Team	FGM-A	FTM-A	TP
Oct. 13, 1979	at Philadelphia	15-22	14-14	44
Feb. 8, 1984	at Philadelphia	15-25	11-13	42
Nov. 23, 1979	Philadelphia	17-29	7-7	41

Gail Goodrich (3 Games)

Date	Team	FGM-A	FTM-A	TP
Mar. 9, 1969	at Phoenix	16-32	15-18	47
Feb. 5, 1974	L.A. Lakers	18-29	8-10	44
Dec. 8, 1971	L.A. Lakers	16-29	10-12	42

Allen Iverson (3 Games)

Date	Team	FGM-A	FTM-A	TP
Jan. 15, 2002	at Philadelphia	21-42	14-14	58*
Feb. 3, 2000	Philadelphia	16-25	7-12	40
Mar. 1, 2006	Philadelphia	16-29	7-9	40

*Franchise record

Bob McAdoo (3 Games)

Date	Team	FGM-A	FTM-A	TP
Mar. 18, 1975	Buffalo	22-31	7-9	51
Mar. 28, 1973	Buffalo (at S.A.)	20-36	5-6	45
Mar. 22, 1975	at Buffalo	18-30	6-9	42

Geoff Petrie (3 Games)

Date	Team	FGM-A	FTM-A	TP
Jan. 20, 1973	Portland	19-35	13-14	51
Mar. 16, 1973	at Portland	19-28	13-16	51
Mar. 7, 1971	Portland	16-32	8-9	40

Carmelo Anthony (3 Games)

Date	Team	FGM-A	FTM-A	TP
Feb. 7, 2011	at Denver	16-24	16-18	50
Mar. 15, 2010	Denver	18-35	6-7	45
Nov. 14, 2013	at New York	17-30	9-11	45

Nate Archibald (2 Games)

Date	Team	FGM-A	FTM-A	TP
Nov. 18, 1972	Kansas City	17-34	17-18	51
Feb. 13, 1973	at Kansas City	22-33	5-5	49

Gilbert Arenas (2 Games)

Date	Team	FGM-A	FTM-A	TP
Jan. 3, 2006	at Washington	13-25	13-16	44
Dec. 9, 2006	at Washington	13-30	8-13	41

Larry Bird (2 Games)

Date	Team	FGM-A	FTM-A	TP
Mar. 17, 1985	at Boston	17-32	14-15	48
Feb. 9, 1988	Boston	17-27	9-10	44

Tom Chambers (2 Games)

Date	Team	FGM-A	FTM-A	TP
Jan. 6, 1988	at Seattle	15-23	15-15	46
Mar. 10, 1987	Seattle	14-27	11-12	42

Adrian Dantley (2 Games)

Date	Team	FGM-A	FTM-A	TP
Jan. 4, 1984	Utah (at Las Vegas)	9-15	28-29	46
Nov. 14, 1980	at Utah	16-27	11-11	43

Monta Ellis (2 Games)

Date	Team	FGM-A	FTM-A	TP
Oct. 27, 2010	at Golden State	18-24	9-12	46
Dec. 20, 2010	at Golden State	15-20	11-14	44

Alex English (2 Games)

Date	Team	FGM-A	FTM-A	TP
Nov. 19, 1985	at Denver	21-30	12-12	54
Dec. 30, 1985	at Denver	17-33	8-11	42

Antonio McDyess (2 Games)

Date	Team	FGM-A	FTM-A	TP
Nov. 30, 2000	at Denver	15-28	10-12	40
Jan. 20, 2000	Denver	15-25	10-11	40

Glenn Rice (2 Games)

Date	Team	FGM-A	FTM-A	TP
Jan. 21, 1997	Charlotte	13-25	14-16	42
Dec. 9, 1993	Miami	14-29	8-10	40

Dominique Wilkins (2 Games)

Date	Team	FGM-A	FTM-A	TP
Dec. 21, 1985	at Atlanta	19-32	10-10	49

Opponents 40-Point Club

One Game Each (62 Opponents)

Player	Date	Team	FGM-A	FTM-A	TP
Dirk Nowitzki	Dec. 2, 2004	at Dallas	15-32	21-22	53
Rick Barry	Jan. 17, 1973	Golden State (at S.A.)	24-33	3-4	51
Phil Smith	Dec. 11, 1976	at Golden State	18-27	15-20	51
Corey Brewer	Apr. 11, 2014	at Minnesota	19-30	11-15	51
Dana Barros	Mar. 14, 1995	at Philadelphia	21-26	6-8	50
Cazzie Russell	Dec. 11, 1973	at Golden State	22-43	5-6	49
Lou Hudson	Mar. 11, 1970	at Atlanta	22-33	4-5	48
Mike Woodson	Feb. 20, 1983	Kansas City	22-24	3-6	48
Mitch Richmond	Dec. 15, 1995	Sacramento	17-29	10-13	47
Mike Mitchell	Feb. 8, 1980	Cleveland	20-36	6-7	46
Jerry Stackhouse	Jan. 4, 2001	Detroit	15-27	13-14	46
Kevin Durant	Mar. 11, 2014	at Oklahoma City	12-22	13-16	45
World B. Free	Feb. 16, 1985	at Cleveland	17-30	5-5	45
Walt Hazzard	Dec. 28, 1967	Seattle	17-34	11-13	45
Karl Malone	Apr. 19, 1995	at Utah	16-24	13-18	45
Kiki Vandeweghe	Mar. 6, 1984	at Denver	16-26	13-14	45
Dwyane Wade	Dec. 29, 2010	Miami	17-24	10-10	45
Connie Hawkins	Mar. 22, 1970	Phoenix	15-30	14-18	44
Gus Johnson	Feb. 11, 1968	at Baltimore	19-28	6-8	44
Drazen Petrovic	Jan. 24, 1993	at New Jersey	17-23	7-7	44
Jalen Rose	Mar. 16, 2002	Chicago	18-34	5-5	44
Tom Van Arsdale	Feb. 13, 1971	Cincinnati	19-31	6-8	44
David West	Dec. 29, 2009	New Orleans	18-30	6-8	44
Vince Carter	Mar. 5, 2002	Toronto	18-31	5-6	43
Walt Frazier	Oct. 30, 1969	at New York	14-22	15-19	43
Kevin Grevey	Mar. 10, 1978	Washington	15-24	13-15	43
Antawn Jamison	Jan. 18, 2001	at Golden State	14-27	13-16	43
Jason Kidd	Mar. 29, 2001	Phoenix	16-34	6-8	43
Bob Love	Mar. 6, 1974	Chicago	18-29	7-7	43
Pete Maravich	Feb. 6, 1977	at New Orleans	17-33	9-10	43
George McGinnis	Jan. 9, 1980	Denver	14-17	15-17	43
Gary Payton	Apr. 16, 2000	Seattle	17-31	7-8	43
Stephen Jackson	Jan. 12, 2010	at Charlotte	15-22	10-11	43
Otis Birdsong	Dec. 5, 1980	at Kansas City	19-25	4-4	42
Butch Carter	Nov. 1, 1983	at Indiana	16-23	8-14	42
DeMar DeRozan	Mar. 30, 2015	at Toronto	14-27	12-17	42
Bob Lanier	Nov. 4, 1972	Detroit (at S.A.)	17-33	8-8	42
Jack Marin	Nov. 7, 1971	Baltimore	18-28	6-7	42
Jamal Mashburn	Apr. 11, 1995	Dallas	16-37	9-16	42
Sidney Moncrief	Feb. 24, 1983	Milwaukee	14-24	14-14	42
Bob Rule	Feb. 18, 1970	Seattle (at Eugene)	16-33	10-12	42
Brandon Roy	Oct. 31, 2009	Portland	12-20	13-13	42
Michael Adams	Apr. 5, 1991	at Denver	15-34	5-5	41
Elgin Baylor	Feb. 25, 1968	L.A. Lakers	16-23	9-15	41
Billy Cunningham	Oct. 14, 1971	Philadelphia	14-21	13-17	41
John Drew	Feb. 18, 1978	Atlanta	12-26	17-19	41
Clyde Drexler	Mar. 20, 1990	Portland	18-26	5-8	41
Shaquille O'Neal	Jan. 19, 2001	at L.A. Lakers	17-23	7-18	41
Charlie Scott	Feb. 17, 1973	Phoenix	15-28	11-13	41
David Thompson	Jan. 12, 1978	Denver	17-24	7-8	41
John Williamson	Feb. 18, 1979	at New Jersey	17-30	7-10	41
Baron Davis	Apr. 5, 2005	at Golden State	11-20	15-16	40
Mike Davis	Nov. 18, 1969	at Baltimore	17-30	6-7	40
Rudy LaRusso	Feb. 1, 1968	San Francisco	17-28	6-8	40
Jeff Malone	Nov. 28, 1992	Utah	16-21	8-10	40
Stephon Marbury	Feb. 17, 1999	Minnesota	16-24	8-11	40
Don Nelson	Feb. 25, 1970	at Boston	13-18	14-15	40
Jim Paxson	Jan. 15, 1985	at Portland	16-18	7-8	40
David Robinson	Mar. 12, 1994	San Antonio	15-26	10-14	40
O.J. Mayo	Dec. 8, 2012	Dallas	15-26	4-4	40
Russell Westbrook	Apr. 5, 2015	at Oklahoma City	12-29	12-15	40
J.J. Redick	Jan. 18, 2016	at L.A. Clippers	11-19	9-9	40

Rockets Team Records

Most Points Scored

Season:	9,732 (118.7 per game)	1969-70
	9,456 (115.3 per game)	1968-69
	9,379 (114.4 per game)	1985-86
Game:	156 at Denver	1/10/91
	151 at Cincinnati	3/12/70
	150 vs. Cincinnati	2/15/70
Half:	94 at Denver, 2nd	1/10/91
	89 at LA Lakers, 2nd	4/8/14
Quarter:	50 at Denver, 4th	1/10/91
1st Qtr.:	44 vs. Denver	11/6/90
2nd Qtr.:	47 vs. Denver	4/6/14
3rd Qtr.:	49 at LA Lakers	2/19/14
4th Qtr.:	50 at Denver	1/10/91
Overtime:	23 vs. Dallas (2OT), 1st OT	4/11/95

Fewest Points Scored

Season:	4,711 (94.2 per game)	1998-99
	6,474 (98.1 per game)	2011-12
	7,362 (89.8 per game)	2003-04
Game:	66 vs. Miami	12/21/96
	66 vs. Portland	4/8/03
	66 at Detroit	1/7/04
	66 at Miami	2/9/10
Half:	19 vs. Oklahoma City, 2nd	1/19/14
	24 at San Antonio, 1st	11/13/01
	24 vs. New Orleans (OT), 2nd	1/19/12
Quarter:	7 at L.A. Lakers, 4th	11/15/91
	7 vs. New Orleans, 3rd	12/29/02
	7 vs. New Orleans (OT), 4th	1/19/12
1st Qtr.:	8 3x: last at San Antonio	12/13/03
2nd Qtr.:	8 vs. San Antonio	12/11/03
3rd Qtr.:	7 vs. New Orleans	12/29/02
4th Qtr.:	7 at L.A. Lakers	11/15/91
	7 vs. New Orleans (OT)	1/19/12
Overtime:	0 vs. Portland (OT)	1/22/83

Largest Margin of Victory

Game:	52 vs. New Jersey	10/18/78
	(139-87)	

Largest Margin of Defeat

Game:	56* vs. Seattle	12/6/86
	(80-136)	

*NBA record for visiting team

Most Field Goals Made

Season:	3,866	1969-70
	3,772	1972-73
	3,759	1985-86
Game:	67 at Cincinnati	3/12/70
	64 vs. L.A. Clippers	3/15/86
	63 vs. Cincinnati	2/15/70
	63 vs. San Antonio	1/20/84

Fewest Field Goals Made

Season:	1,755	1998-99
	2,489	2011-12
	2,708	2005-06
Game:	23 6x: last at OKC	11/16/14

Most Field Goals Attempted

Season:	8,867	1969-70
	8,631	1968-69
	8,547	1967-68
Game:	138 vs. San Francisco	11/19/67
	133 at Cincinnati	3/12/70
	130 vs. San Antonio (OT)	4/13/84

Fewest Field Goals Attempted

Season:	3,798	1998-99
	5,543	2011-12
	6,195	2003-04
Game:	54 vs. Utah	2/4/02
	59 at Chicago	1/5/76
	60 vs. Minnesota	12/8/92
	60 at Golden State	2/6/99
	60 at Vancouver	3/6/99
	60 at Memphis	11/25/05

Highest Field Goal Percentage

Season:	.504	1984-85
	.497	1978-79
	.495	1983-84
Game:	.685 vs. Philadelphia	2/16/93
	(61-89)	
	.667 at Portland	4/5/84
	(50-75)	
	.654 at Boston	10/24/73
	(53-81)	
Quarter:	.950 vs. New York	3/19/80
	(19-20)	

Lowest Field Goal Percentage

Season:	.417	1967-68
	.421	1970-71
	.428	1968-69
Game:	.288 at Oklahoma City	11/16/14
	(23-80)	
	.295 vs. New York	12/27/02
	(23-78)	
	.295 vs. Portland	4/8/03
	(26-88)	

Most Consecutive Field Goals Made

Game:	22 vs. Portland	2/22/83
--------------	-----------------	---------

Most 3-Point Field Goals Made

Season:	933	2014-15
	878	2015-16
	867	2012-13
Game:	23** vs. Golden State	2/5/13
	20 vs. Minnesota	3/27/15

**Tied NBA record

Fewest 3-Point Field Goals Made

Season:	21	1980-81
	30	1983-84
	41	1984-85
Game:	0 multiple, last vs. San Antonio	3/18/06

Most 3-Point Field Goals Attempted

Season:	2,680	2014-15
	2,533	2015-16
	2,369	2012-13
	2,179	2013-14
Game:	46 vs. Dallas	11/22/14
	46 at Washington	2/23/13
	45 at LA Clippers	2/11/15

Fewest 3-Point Field Goals Attempted

Season:	118	1980-81
	154	1983-84
	176	1981-82
Game:	0 multiple, last vs. San Antonio	2/28/88

Rockets Team Records

Highest 3-Point Field Goal Percentage

Season:	.375	2008-09
	.372	2006-07
	.368	1994-95
	.368	1998-99
Game:	.750	vs. Golden State 4/7/94
	(12-16)	
	.714	vs. L.A. Lakers 12/21/00
	(5-7)	
	.696	at Milwaukee 2/17/10
	(16-23)	
	.696	at Memphis 12/3/10
	(16-23)	

Lowest 3-Point Field Goal Percentage

Season:	.178	1980-81
	.195	1983-84
	.220	1984-85
Game:	.000	at Orlando 3/30/91
	(0-15)	
	.000	vs. Indiana 1/5/91
	(0-11)	
	.000	at Minnesota 3/30/00
	(0-11)	
	.000	vs. Portland 2/13/05
	(0-11)	

Most Free Throws Made

Season:	2,188	1970-71
	2,083	1967-68
	2,074	1968-69
Game:	47	at Seattle 12/28/67
	46	vs. Cleveland 10/22/70
	46	at Phoenix 11/25/87

Fewest Free Throws Made

Season:	865	1998-99
	1,018	2011-12
	1,342	2007-08
Game:	2	at Denver 1/27/78
	3	vs. Portland 2/22/83
	3	at Chicago 1/5/15
	4	6x: last at Phoenix 2/9/12

Most Free Throws Attempted

Season:	3,039	1968-69
	2,929	1967-68
	2,921	1970-71
Game:	65	at Seattle 12/28/67
	57	vs. St. Louis 1/3/68
	57	at Philadelphia 11/17/71

Fewest Free Throws Attempted

Season:	1,187	1998-99
	1,301	2011-12
	1,774	2003-04
Game:	4	at Denver 1/27/78
	5	at Chicago 1/5/15
	5	vs. Memphis 3/4/15

Highest Free Throw Percentage

Season:	.812	1973-74
	.805	2008-09
	.801	2010-11
Game:	1.000	at Sacramento 4/12/10
	(23-23)	
	1.000	at Golden State 4/5/05
	(19-19)	
	1.000	vs. Boston 10/21/78
	(18-18)	
	1.000	at Portland 12/16/79
	(18-18)	
	1.000	vs. Dallas 3/11/95
	(18-18)	
Quarter:	1.000	vs. Portland, 4th 11/5/91
	(19-19)	

Most Consecutive Free Throws Made

Season:	34	3/7/95-3/13/95
----------------	----	----------------

Lowest Free Throw Percentage

Season:	.682	1968-69
	.694	2015-16
	.699	1984-85
Game:	.214	vs. Portland 2/22/83
	(3-14)	
	.273	vs. Detroit 12/12/07
	(6-22)	
	.353	vs. Minnesota 2/21/02
	(6-17)	

Most Rebounds

Season:	5,418	1967-68
	5,026	1968-69
	4,786	1969-70
Game:	89	vs. Seattle 1/4/69
	83	vs. Baltimore 1/10/69
	82	vs. San Francisco 12/2/67

Fewest Rebounds

Season:	2,075	1998-99
	2,783	2011-12
	3,320	1994-95
Game:	23	at Minnesota 2/21/96
	24	vs. Utah 12/23/02
	25	3x: last at Utah 4/18/07

Most Offensive Rebounds

Season:	1,403	1981-82
	1,394	1979-80
	1,325	1984-85
Game:	35	vs. San Antonio 4/13/84
	33	vs. Seattle 2/11/82
	33	vs. Phoenix 2/16/91

Fewest Offensive Rebounds

Season:	536	1998-99
	769	2011-12
	847	2003-04
Game:	1	at Chicago 11/3/03
	2	at Cleveland 11/9/73
	2	at Portland 12/19/89
	2	at Detroit 2/8/01

Most Defensive Rebounds

Season:	2,797	2013-14
	2,673	2006-07
	2,662	2008-09
Game:	50	vs. Dallas 2/4/81
	50	vs. Denver 11/6/90
	49	vs. Indiana (3OT) 3/13/01

Rockets Team Records

Fewest Defensive Rebounds

Season:	1,539	1998-99
	2,014	2011-12
	2,217	1979-80
Game:	15	at Boston 3/12/80
	15	at Portland 2/22/83
	17	3x: last at Minnesota 2/21/96

Largest Rebound Margin (Rockets)

Game:	32	vs. Seattle	1/4/69
	(89-57)		
	32	at New York (OT)	1/19/71
	(81-49)		
	32	vs. Dallas	2/4/81
	(65-33)		
	32	vs. Seattle	2/11/82
	(61-29)		

Fewest Rebounds, Two Teams

Game:	54	Utah 30, at Houston 24	12/23/02
--------------	----	------------------------	----------

Most Assists

Season:	2,318	1985-86	
	2,302	1978-79	
	2,239	1984-85	
Game:	50	vs. L.A. Clippers	3/15/86
	45	vs. Cincinnati	2/15/70
	44	vs. San Antonio	1/20/84
	44	vs. Golden State	2/25/95

Fewest Assists

Season:	1,058	1998-99	
	1,404	2011-12	
	1,482	2001-02	
Game:	6	at Atlanta	2/23/69
	6	at Washington	4/1/77
	7	at Chicago	1/16/68

Most Steals

Season:	821	2015-16	
	809	1989-90	
	796	1990-91	
Game:	21	vs. Cleveland	11/16/86
	20	vs. New Jersey	2/4/88
	20	vs. Sacramento	11/1/96
	20	vs. Charlotte	2/10/07
	20	at Brooklyn	12/8/15

Fewest Steals

Season:	386	1998-99	
	496	2011-12	
	537	2001-02	
Game:	0	at Dallas	11/12/91
	0	vs. Golden State	12/31/05
	1	10x: last vs. Denver	3/2/12

Most Blocked Shots

Season:	597	1984-85	
	571	1991-92	
	555	1986-87	
Game:	20	at Denver	11/16/84
	19	at Chicago	12/9/83
	18	at Denver	1/2/85
	18	vs. Golden State	1/7/86
	18	at Golden State	11/26/88

Fewest Blocked Shots

Season:	260	1998-99	
	286	1978-79	
	294	1997-98	
Game:	0	57x: last vs. Dallas	3/3/13

Most Blocked Shots, Two Teams

Game:	31	Houston 20, at Denver 11	11/16/84
--------------	----	--------------------------	----------

Fewest Blocked Shots, Two Teams

Game:	0	at L.A. Lakers	1/22/78
--------------	---	----------------	---------

Most Personal Fouls

Season:	2,317	1983-84	
	2,188	1967-68	
	2,132	1976-77	
Game:	41	at Atlanta	10/19/74
	41	vs. Detroit	1/20/16
	40	vs. New Jersey	1/25/83
	40	vs. L.A. Lakers	1/10/84
	40	at Kansas City	11/1/84

Fewest Personal Fouls

Season:	960	1998-99	
	1,347	2011-12	
	1,476	2001-02	
Game:	7	at Milwaukee	2/20/02
	7	at Sacramento	12/1/03
	8	at Minnesota	2/4/00
	8	at New Jersey	3/29/11

Most Disqualifications

Season:	52	1983-84
	39	1970-71
	36	1973-74
	36	1975-76

Fewest Disqualifications

Season:	4	2002-03
	5	1998-99
	6	2011-12
	6	2012-13

Most Turnovers

Season:	1,759	1974-75	
	1,605	1984-85	
	1,571	1982-83	
Game:	34	vs. Chicago	10/27/73
	34	vs. Kansas City (Omaha)	3/17/74
	33	vs. Cleveland	11/28/79

Fewest Turnovers

Season:	812	1998-99	
	955	2011-12	
	1,110	2010-11	
Game:	4	vs. Sacramento	1/23/86
	4	vs. Sacramento	11/26/14
	5	at Phoenix	3/22/08
	5	vs. Phoenix	4/11/08
	5	vs. Milwaukee	1/17/11

Opponents Team Records

Most Points Scored

Season:	9,986 (121.8 per game)	1969-70
	9,920 (121.0 per game)	1967-68
	9,472 (115.5 per game)	1968-69
Game:	165 at Cincinnati	3/12/70
	159 at Philadelphia	1/25/70
Half:	97 vs. Atlanta, 2nd	2/11/70
	90 at Boston, 2nd	2/25/70
	89 at Cincinnati, 1st	3/12/70
Quarter:	54 vs. Atlanta, 3rd	2/11/70
	54 at Boston, 4th	2/25/70
	50 vs. San Antonio, 2nd	11/17/84
1st Qtr.:	47 at Boston	1/26/73
2nd Qtr.:	50 vs. San Antonio	11/17/84
3rd Qtr.:	54 vs. Atlanta	2/11/70
4th Qtr.:	54 at Boston	2/25/70
Overtime:	23 vs. Dallas (2OT), 1st OT	4/11/95

Fewest Points Scored

Season:	4,595 (91.9 per game)	1998-99
	6,459 (97.9 per game)	2011-12
	7,220 (88.0 per game)	2003-04
Game:	62 at Charlotte	12/8/06
	63 vs. Utah	1/3/04
	63 vs. Cleveland	12/2/06
	65 2x: last at OKC	11/16/15
Half:	23 vs. Washington, 1st	2/26/08
	24 vs. New Jersey, 1st	3/8/03
	25 at Seattle, 2nd	4/4/08
Quarter:	6 at Seattle, 3rd	3/8/05
	6 vs. New Orleans	4/26/12
	7 at Sacramento, 4th	11/2/97
	7 vs. Utah, 4th	1/3/04
1st Qtr.:	8 vs. San Francisco	12/2/67
2nd Qtr.:	8 5x: last vs. New Jersey	3/8/03
3rd Qtr.:	6 at Seattle	3/8/05
4th Qtr.:	6 vs. New Orleans	4/26/12
Overtime:	2 vs. Phoenix (OT)	3/20/99

Most Field Goals Made

Season:	3,947	1969-70
	3,837	1967-68
	3,824	1972-73
Game:	67 at Cincinnati	3/12/70
	64 vs. Baltimore	3/1/68
	63 at Philadelphia	1/25/70
	63 at Golden State	3/15/73

Fewest Field Goals Made

Season:	1,793	1998-99
	2,474	2011-12
	2,636	2003-04
Game:	20 at Oklahoma City	11/16/14
	21 at Chicago	11/3/03
	22 vs. Cleveland	12/2/06
	23 6x: last at Charlotte	12/8/06

Most Field Goals Attempted

Season:	8,635	1969-70
	8,586	1968-69
	8,189	1967-68
Game:	131 at Cincinnati	3/12/70
	130 at San Francisco	10/18/69
	128 vs. Philadelphia (N.Y.)	12/10/68
	128 vs. Dallas	4/11/95

Fewest Field Goals Attempted

Season:	4,136	1998-99
	5,427	2011-12
	6,310	2005-06

Game:	59 vs. Cleveland	3/21/96
	61 at Utah	4/10/06
	64 at Minnesota	1/19/13

Highest Field Goal Percentage

Season:	.503	1982-83
	.498	1978-79
	.497	1981-82
Game:	.676 at San Antonio	4/7/85
	(48-71)	
	.675 at Utah	2/27/10
	(52-77)	
	.662 at Atlanta	3/2/74
	(51-77)	

Lowest Field Goal Percentage

Season:	.412	2003-04
	.423	2004-05
	.429	2005-06
	.429	2006-07
Game:	.266 at Chicago	11/3/03
	(21-79)	
	.268 at L.A. Clippers	2/28/00
	(26-97)	
	.282 vs. Cleveland	12/2/06
	(22-78)	

Most 3-Point Field Goals Made

Season:	796	2015-16
	666	2013-14
	661	2012-13
Game:	22 at L.A. Clippers	1/18/16
	17 vs. Phoenix	1/17/07
	17 vs. New York	11/23/12
	16 5x: vs. Washington	2/12/14

Fewest 3-Point Field Goals Made

Season:	33	1982-83
	42	1983-84
	48	1981-82
Game:	0 many times, last vs. Memphis	12/30/11

Most 3-Point Field Goals Attempted

Season:	2,018	2015-16
	1,889	2013-14
	1,881	2014-15
	1,798	2012-13
Game:	41 vs. LA Clippers	3/29/14
	39 vs. New York	11/23/12
	37 at Golden State (OT)	12/14/05
	36 vs. Brooklyn	1/26/13

Fewest 3-Point Field Goals Attempted

Season:	125	1982-83
	157	1983-84
	171	1980-81
Game:	0 many times, last vs. Boston	2/18/93

Highest 3-Point Field Goal Percentage

Season:	.376	1994-95
	.372	2003-04
	.369	2005-06
Game:	.800 vs. San Antonio	2/20/00
	(8-10)	
	.778 at San Antonio	2/12/80
	(7-9)	
	.778 at Portland	11/11/00
	(7-9)	

Opponents Team Records

Lowest 3-Point Field Goal Percentage

Season:	.238	1981-82
	.264	1982-83
	.268	1983-84
Game:	.000	vs. Philadelphia 10/14/88
	.000	vs. Cleveland 10/31/97
	.000	vs. Memphis 10/29/08
	.000	at Phoenix 11/15/02
	.000	vs. Atlanta 12/29/06

Most Free Throws Made

Season:	2,246	1967-68
	2,116	1983-84
	2,092	1969-70
Game:	46	at Phoenix 12/11/71
	46	at Denver 3/15/81
	44	at Phoenix 10/16/71
	44	at Denver 3/21/84

Fewest Free Throws Made

Season:	779	1998-99
	1,142	2011-12
	1,221	2001-02
Game:	1	vs. New Orleans 11/19/77
	3	at Milwaukee 11/16/95
	3	at Memphis 11/30/01
	3	at Milwaukee 2/20/02

Most Free Throws Attempted

Season:	3,133	1967-68
	2,950	1968-69
	2,804	1969-70
Game:	62	vs. St. Louis 1/3/68
	59	vs. Detroit 1/20/16
	59	at Phoenix 12/11/71
	59	at Portland 12/8/84

Fewest Free Throws Attempted

Season:	1,062	1998-99
	1,490	2011-12
	1,623	2001-02
Game:	3	at Milwaukee 2/20/02
	4	at Memphis 11/30/02
	4	at Utah 2/12/03

Highest Free Throw Percentage

Season:	.788	1979-80
	.781	2010-11
	.779	1986-87
	.779	1999-2000
Game:	1.000	at Golden State 4/11/91
	1.000	vs. Chicago 2/9/77
	1.000	at Minnesota 2/10/14
	(21-21)	

Lowest Free Throw Percentage

Season:	.707	1995-96
	.708	1968-69
	.717	1967-68

Most Rebounds

Season:	4,959	1968-69
	4,933	1967-68
	4,550	1969-70

Game:	82	at San Francisco	1/7/69
	79	vs. Detroit (N.Y.)	2/6/68
	77	at Chicago	1/18/69
	77	at Detroit	2/8/69

Fewest Rebounds

Season:	2,055	1998-99
	2,756	2011-12
	3,258	2003-04
Game:	20	vs. Buffalo 2/17/74
	24	4x: last vs. Atlanta 2/17/97

Most Offensive Rebounds

Season:	1,290	1979-80
	1,261	1987-88
	1,242	1990-91
Game:	31	at Denver 11/16/84
	31	at San Antonio 1/4/92

Fewest Offensive Rebounds

Season:	664	1998-99
	729	2011-12
	800	2006-07
Game:	1	at Cleveland 3/23/75
	2	vs. Cleveland 3/21/96
	2	at Golden State 11/23/96
	2	vs. Dallas 3/10/98
	2	vs. Sacramento 4/4/04
	2	vs. Indiana 1/18/05
	2	at Toronto 3/16/07
	2	vs. New Jersey 2/17/09

Most Defensive Rebounds

Season:	2,710	1982-83
	2,632	2009-10
	2,621	2014-15
Game:	50	at San Antonio 4/1/83
	49	at San Antonio 1/15/82
	48	at Buffalo 1/11/74

Fewest Defensive Rebounds

Season:	1,391	1998-99
	2,027	2011-12
	2,222	1984-85
Game:	13	vs. Buffalo 2/17/74
	13	vs. New Jersey 1/3/79
	14	vs. New York 3/24/88

Largest Rebound Margin (Opponent)

Game:	34	at Baltimore 12/1/72
	(73-39)	
	34	vs. San Diego 3/13/84
	(66-32)	

Most Assists

Season:	2,278	1978-79
	2,252	1982-83
	2,223	1979-80
Game:	47	vs. Phoenix (Tucson) 3/15/69
	46	at Milwaukee 11/10/78
	45	vs. Kansas City 2/9/73
	45	at San Antonio 12/8/79
	45	at Milwaukee 12/21/80

Fewest Assists

Season:	1,034	1998-99
	1,321	2011-12
	1,548	2007-08
Game:	7	vs. Baltimore (Chicago) 2/8/68
	7	vs. New Orleans 12/29/03
	7	vs. Denver 1/27/10
	8	vs. Milwaukee (Astrodome) 1/22/70
	8	vs. Boston 12/6/05
	8	vs. Denver 11/24/07

Opponents Team Records

Most Steals

Season:	800	1988-89
	790	1989-90
	782	1983-84
Game:	24	11/30/89
	21	11/16/82
	20	3x: last vs. Dallas
		3/7/04

Fewest Steals

Season:	441	1998-99
	495	2011-12
	547	1976-77
Game:	0	1/23/86
	0	1/22/11
	1	11x: last vs. LA Clippers
		2/25/15

Most Blocked Shots

Season:	532	2009-10
	498	2012-13
	460	2013-14
Game:	18	1/19/80
	17	11/4/73
	16	3x: last at Philadelphia
		2/8/84

Fewest Blocked Shots

Season:	245	1998-99
	308	1974-75
	311	1975-76
Game:	0	44x: last vs. Indiana
		1/19/15

Most Personal Fouls

Season:	2,265	1968-69
	2,190	1967-68
	2,141	1970-71
Game:	43	12/28/67
	41	2/18/79
	40	1/19/69
		at Seattle
		at New Jersey
		at Phoenix

Fewest Personal Fouls

Season:	1,030	1998-99
	1,215	2011-12
	1,615	2007-08
Game:	9	1/27/78
	9	4/12/85
	9	3/25/07
	9	2/26/08
		at Denver
		vs. L.A. Clippers
		at N.O./Okla. City
		vs. Washington

Most Disqualifications

Season:	48	1968-69
	43	1978-79
	41	1970-71

Fewest Disqualifications

Season:	2	1998-99
	4	2011-12
	7	2001-02
	7	2012-13

Most Turnovers

Season:	1,596	1979-80
	1,504	1982-83
	1,495	1984-85
Game:	35	2/18/75
	34	12/17/74
	33	1/26/73
		vs. Portland
		vs. New Orleans
		at Boston

Fewest Turnovers

Season:	653	1998-99
	972	2011-12
	988	2001-02
Game:	3	1/16/01
	3	12/30/01
	4	2/25/99
	4	4/1/15
		vs. Toronto
		at L.A. Lakers
		vs. Atlanta
		vs. Sacramento

Rockets Individual Records

(Current Rockets Players Bolded)

Seasons Played

Career:	17	Hakeem Olajuwon	1984-2001
	13	Calvin Murphy	1970-83
	11	Rudy Tomjanovich	1970-81

Games Played

Career:	1,177	Hakeem Olajuwon	1984-2001
Season:	82	85 times by 45 Rockets; last by Corey Brewer and James Harden	2015-16
Consecutive:	442	Elvin Hayes	1968-72, 1981-83 (1/6/83)
	388	Sleepy Floyd	3/4/88-1/14/92
	328	Otis Thorpe	1988-92

Minutes Played

Career:	42,844	Hakeem Olajuwon	1984-2001
Season:	3,695	Elvin Hayes	1968-69
	3,665	Elvin Hayes	1969-70
	3,633	Elvin Hayes	1970-71
Game:	59	Cuttino Mobley	vs. Atlanta (3OT)
	59	Aaron Brooks	vs. Minnesota (3OT)
	58	Charles Barkley	vs. L.A. Lakers (2OT)
	58	Cuttino Mobley	vs. Indiana (3OT)
	58	Steve Francis	vs. Atlanta (3OT)

Points

Career:	26,511	Hakeem Olajuwon	1984-2001
Season:	2,520	Moses Malone	1981-82
	2,376	James Harden	2015-16
	2,350	Elvin Hayes	1970-71
Game:	57	Calvin Murphy	vs. New Jersey
	54	Elvin Hayes	vs. Detroit
	53	Moses Malone	vs. San Diego
	52	Hakeem Olajuwon	vs. Denver (OT)
	51	Moses Malone	vs. Golden State
	51	Vernon Maxwell	vs. Cleveland
	51	Hakeem Olajuwon	vs. Boston
	51	James Harden	vs. Sacramento
	50	Elvin Hayes	vs. Seattle
	50	James Harden	vs. Denver
	50	James Harden	vs. Philadelphia
Half:	37	Vernon Maxwell	vs. Cleveland, 2nd
	34	James Harden	at Portland, 2nd
	34	Sleepy Floyd	at Denver, 2nd
Quarter:	30	Vernon Maxwell	vs. Cleveland, 4th
	23	Yao Ming	at Washington, 4th
	22	Sleepy Floyd	at Denver, 3rd
	22	Hakeem Olajuwon	vs. San Antonio, 2nd
	22	Tracy McGrady	at Utah, 2nd
	22	Kevin Martin	vs. Cleveland, 1st
Overtime:	12	Derrick Chievous	vs. Golden State (2OT)

Most Consecutive Games, Scoring

Double Figures:	319	Moses Malone	11/4/78-4/18/82
	258	Hakeem Olajuwon	3/13/92-11/23/95
	250	Elvin Hayes	10/17/68-10/20/71
20+ Points:	29	Moses Malone	1/16/82-3/18/82
30+ Points:	13	Moses Malone	1/26/82-2/23/82
40+ Points:	3	Moses Malone	2 times (2/2/82-2/7/82, 2/26/82-3/2/82)

Scoring Average

Career:	27.0	James Harden	2012-16
	24.0	Moses Malone	1976-82
	22.7	Tracy McGrady	2004-10
Season:	31.1	Moses Malone	1981-82
	29.0	James Harden	2015-16
	28.7	Elvin Hayes	1970-71

Most Field Goals Made

Career:	10,555	Hakeem Olajuwon	1984-2001
Season:	948	Elvin Hayes	1970-71
	930	Elvin Hayes	1968-69
	914	Elvin Hayes	1969-70
Game:	24	Calvin Murphy	vs. New Jersey
	24	Hakeem Olajuwon	vs. Denver
	21	Calvin Murphy	vs. Washington
	21	Hakeem Olajuwon	vs. Denver (OT)

Rockets Individual Records

Most Field Goals Attempted

Career:	20,573	Hakeem Olajuwon		1984-2001
Season:	2,215	Elvin Hayes		1970-71
	2,082	Elvin Hayes		1968-69
	2,020	Elvin Hayes		1969-70
Game:	45	Elvin Hayes	vs. Detroit	11/23/68
	41	Elvin Hayes	at Milwaukee	10/27/70
	41	Elvin Hayes	at L.A. Lakers	1/1/71

Field Goal Percentage

Career:	.601	Dwight Howard		2015-16
	.569	Carl Landry		2007-10
Season:	.620	Otis Thorpe		1991-92
(NBA qualifiers)	.620	Dwight Howard		2015-16
	.591	Dwight Howard		2013-14
Game:	1.000	Yao Ming	vs. Miami	1/17/09
(min. 10 att.)	(12-12)			

3-Point Field Goals Made

Career:	800	James Harden		2014-16
Season:	236	James Harden		2015-16
	209	Aaron Brooks		2009-10
	208	James Harden		2014-15
Game:	10	Chandler Parsons	vs. Memphis	1/24/14
	9	Jeremy Lin	at Philadelphia (OT)	11/13/13
	9	Robert Horry	at Cleveland	2/22/96
Consecutive, Without Miss:	10	Kenny Smith		1/22/91-2/6/91
Consecutive Games:	39	Aaron Brooks		12/22/09-3/17/10
	37	Luther Head		11/4/06-1/13/07
	30	Trevor Ariza		12/25/15-2/29/16
	29	James Harden		2/1-4/8/14
	29	James Harden		2/1/14-4/8/14

3-Point Field Goals Attempted

Career:	2,241	Vernon Maxwell		1989-95
Season:	657	James Harden		2015-16
	555	James Harden		2014-15
	555	Trevor Ariza		2014-15
Game:	17	Vernon Maxwell	vs. Boston	12/17/95
	15	Vernon Maxwell	vs. Seattle	3/21/95
	15	Tracy McGrady	vs. Miami	1/29/06
	15	James Harden	vs. Portland	11/18/15

3-Point Field Goal Percentage

Career:	.407	Kenny Smith		1990-96
	.407	Scott Brooks		1992-95
Season:	.451	Jon Barry		2004-05
	.446	Matt Bullard		1999-2000
	.441	Luther Head		2006-07
Game:	1.000	Aaron Brooks	vs. Memphis	3/17/10
(min. 5 made)	(7-7)			
	1.000	Shane Battier	at Milwaukee	2/17/10
	(6-6)			
	1.000	Chandler Parsons	vs. Brooklyn	11/29/13
	(6-6)			

Most Free Throws Made

Career:	5,376	Hakeem Olajuwon		1984-2001
Season:	720	James Harden		2015-16
	715	James Harden		2014-15
	674	James Harden		2012-13
Game:	22	James Harden	vs. Denver	3/19/15
	22	James Harden	vs. Memphis	12/26/13
	22	Sleepy Floyd	vs. Golden State	2/3/91
	21	2x last James Harden	at Indiana	3/23/15
Consecutive:	78	Calvin Murphy		12/27/80-2/20/81

Rockets Individual Records

Most Free Throws Attempted

Career:	7,537	Hakeem Olajuwon		1984-2001
Season:	837	James Harden		2015-16
	827	Moses Malone		1981-82
	824	James Harden		2014-15
Game:	27	Sleepy Floyd	vs. Golden State	2/3/91
	26	Josh Smith	vs. San Antonio	4/10/15
	26	Moses Malone	at Philadelphia	4/4/79
	25	Dwight Howard	vs. San Antonio	1/28/14
	25	2x: last James Harden	vs. Denver	3/19/15

Free Throw Percentage

Career:	.941	Rick Barry		1978-80
Season:	.958	Calvin Murphy		1980-81
	.947	Rick Barry		1978-79
	.935	Rick Barry		1979-80
Game:	1.000	Kevin Martin	vs. Utah	3/20/11
(min. 15 made)	(18-18)			
	1.000	Kevin Martin	at Golden State	10/27/10
	(17-17)			
	1.000	Kevin Martin	at Sacramento	4/12/10
	(16-16)			
	1.000	James Harden (3x)	vs. Washington	2/12/14
	(16-16)			

Rebounds

Career:	13,382	Hakeem Olajuwon		1984-2001
Season:	1,444	Moses Malone		1978-79
	1,406	Elvin Hayes		1968-69
	1,386	Elvin Hayes		1969-70
Game:	37	Moses Malone	at New Orleans	2/9/79
	35	Elvin Hayes	at New York	1/19/71
	33	Charles Barkley	at Phoenix	11/2/96
Half:	21	Toby Kimball	vs. San Francisco	2/2/67
	19	Moses Malone	at New Orleans, 1st	2/9/79
	18	Otis Thorpe	vs. New York, 1st	2/15/90
	18	Marcus Camby	vs. Phoenix, 1st	4/13/12
Quarter:	14	Moses Malone	at New Orleans, 1st	2/9/79
	12	Hakeem Olajuwon	at Seattle, 3rd	2/11/92
	12	Chuck Hayes	at Cleveland, 1st	2/23/11

Most Games in a Season, Rebounds

10+ Rebounds:	78	Moses Malone		1978-79, 1980-81
20+ Rebounds:	32	Moses Malone		1978-79
	25	Elvin Hayes		1968-69

Most Consecutive Games, Rebounds

10+ Rebounds:	60	Elvin Hayes		10/30/68-2/22/69
	57	Moses Malone		12/29/78-10/12/79
20+ Rebounds:	5	Elvin Hayes		12/1/70-12/12/70

Highest Rebounding Average

Career:	15.0	Moses Malone		1976-82
Season:	17.6	Moses Malone		1978-79
	16.9	Elvin Hayes		1969-70
	16.6	Elvin Hayes		1970-71

Offensive Rebounds

Career:	3,936	Hakeem Olajuwon		1984-2001
Season:	587	Moses Malone		1978-79
	573	Moses Malone		1979-80
	558	Moses Malone		1981-82
Game:	21	Moses Malone	vs. Seattle	2/11/82
	19	Moses Malone	at New Orleans	2/9/79
	16	Moses Malone	vs. Buffalo	11/16/77

Rockets Individual Records

Defensive Rebounds

Career:	9,446	Hakeem Olajuwon	1984-2001
Season:	857	Moses Malone	1978-79
	850	Hakeem Olajuwon	1989-90
	767	Hakeem Olajuwon	1988-89
Game:	25	Charles Barkley	at Phoenix 11/2/96
	22	Hakeem Olajuwon	at Detroit 2/27/90
	22	Charles Barkley	vs. Boston 12/4/96

Assists

Career:	4,402	Calvin Murphy	1970-83
Season:	768	John Lucas Jr.	1977-78
	709	Sleepy Floyd	1988-89
	603	Calvin Murphy	1973-74
Game:	22	Art Williams	at Phoenix 12/28/68
	22	Art Williams	vs. San Francisco 2/14/70
	22	Allen Leavell	vs. New Jersey 1/25/83
	21	Larry Siegfried	at Portland 11/16/70
Half:	14	John Lucas Jr.	vs. Milwaukee, 2nd 10/27/77
Quarter:	12	John Lucas Jr.	vs. Milwaukee, 3rd 10/27/77
	10	Art Williams	at Atlanta, 2nd 10/29/69

Highest Assists Per Game Average

Career:	7.3	John Lucas Jr.	1976-78, 1984-86, 1989-90
Season:	9.4	John Lucas Jr.	1977-78
	8.8	John Lucas Jr.	1985-86
	8.6	Sleepy Floyd	1988-89

Most Double-Figure Assist Games

Career:	76	John Lucas Jr.	1976-78, 1984-86, 1989-90
Season:	33	John Lucas Jr.	1977-78
	29	Sleepy Floyd	1988-89
	24	Calvin Murphy	1973-74
Consecutive:	8	John Lucas Jr.	10/22/77-11/9/77
	5	Sleepy Floyd	2x: last 2/8/90-2/19/90

Steals

Career:	2,088	Hakeem Olajuwon	1984-2001
Season:	213	Hakeem Olajuwon	1988-89
	174	Hakeem Olajuwon	1989-90
	165	Allen Leavell	1982-83
Game:	10	Clyde Drexler	vs. Sacramento 11/1/96
	9	Calvin Murphy	vs. Boston 12/14/73
	9	Rafer Alston	vs. Charlotte 2/10/07

Blocked Shots

Career:	3,740	Hakeem Olajuwon*	1984-2001
Season:	376	Hakeem Olajuwon	1989-90
	342	Hakeem Olajuwon	1992-93
	304	Hakeem Olajuwon	1991-92
Game:	13	Elvin Hayes	vs. Milwaukee 3/19/71
	13	Elvin Hayes	vs. Phoenix 3/21/71
	13	Ralph Sampson	at Chicago 12/9/83

(Blocks not officially kept by NBA until 1973-74)

*NBA record holder

Personal Fouls

Career:	4,236	Hakeem Olajuwon	1984-2001
Season:	361	Kevin Kunnert	1976-77
	344	Don Adams	1970-71
	344	Hakeem Olajuwon	1984-85

Disqualifications

Career:	80	Hakeem Olajuwon	1984-2001
Season:	17	Kevin Kunnert	1976-77

Turnovers

Career:	3,569	Hakeem Olajuwon	1984-2001
Season:	326	Moses Malone	1978-79
	326	Ralph Sampson	1984-85
	321	James Harden	2014-15
Game:	12	Moses Malone	at Phoenix 2/6/81

Opponents Single-Game Records

Points

Game:	58	Allen Iverson	at Philadelphia (OT)	1/15/02
	54	Alex English	vs. Denver	11/19/85
	53	Dirk Nowitzki	at Dallas (OT)	12/2/04
	53	Kobe Bryant	at L.A. Lakers (2OT)	12/15/06
	53	Kobe Bryant	at L.A. Lakers (OT)	3/30/07
	52	Kobe Bryant	at L.A. Lakers	2/18/03
	51	Nate Archibald	vs. Kansas City	11/18/72
	51	Rick Barry	vs. Golden State	1/17/73
	51	Geoff Petrie	vs. Portland	1/20/73
	51	Geoff Petrie	vs. Portland	3/16/73
	51	Bob McAdoo	vs. Buffalo	3/18/75
	51	Phil Smith	vs. Golden State	12/11/76
	51	Corey Brewer	at Minnesota	4/11/14
	50	2x: last Carmelo Anthony	at Denver	2/7/11
Half:	32	Drazen Petrovic	at New Jersey, 2nd	1/24/93
	32	LeBron James	vs. Miami, 2nd	11/12/12
Quarter:	26	Michael Redd	at Milwaukee, 4th	2/20/02

Most Field Goals Made

Game:	24	Kareem Abdul-Jabbar	vs. Milwaukee	1/25/73
	24	Rick Barry	vs. Golden State	1/17/73

Most Field Goals Attempted

Game:	44	Kobe Bryant	at L.A. Lakers (OT)	3/30/07
	43	Cazzie Russell	vs. Golden State	12/11/73
	43	Michael Jordan	vs. Chicago	1/15/87

Field Goal Percentage

Game:	1.000	Dwight Howard	vs. Orlando	2/24/10
(10+ Att.)	(11-11)			
	.933	Dwight Jones	vs. Atlanta	3/2/74
	(14-15)			

3-Point Field Goals Made

Game:	10	Trevor Ariza	vs. Washington	2/12/14
--------------	----	--------------	----------------	---------

3-Point Field Goals Attempted

Game:	16	Mookie Blaylock	vs. Atlanta	3/13/95
	16	Stephen Curry	at Golden State	2/9/16

Most Free Throws Made

Game:	28	Adrian Dantley	vs. Utah	1/4/84
--------------	----	----------------	----------	--------

Most Free Throws Attempted

Game:	36	Andre Drummond	vs. Detroit	1/20/16
--------------	----	----------------	-------------	---------

Free Throw Percentage

Game:	1.000	Amaré Stoudemire	at Phoenix	3/22/08
	(20-20)			

Rebounds

Game:	32	Dave Cowens	vs. Boston	3/20/73
--------------	----	-------------	------------	---------

Offensive Rebounds

Game:	15	George Johnson	vs. Golden State	11/24/76
--------------	----	----------------	------------------	----------

Defensive Rebounds

Game:	23	Al Jefferson	vs. Minnesota (3OT)	1/13/10
--------------	----	--------------	---------------------	---------

Assists

Game:	29	Kevin Porter	at New Jersey	2/24/78
--------------	----	--------------	---------------	---------

Steals

Game:	10	Alvin Robertson	vs. San Antonio	1/11/89
--------------	----	-----------------	-----------------	---------

Blocked Shots

Game:	14	Elmore Smith	vs. L.A. Lakers	11/4/73
--------------	----	--------------	-----------------	---------

Turnovers

Game:	12	Scottie Pippen	vs. Chicago	1/30/96
--------------	----	----------------	-------------	---------

Rockets Rookie Records

(Current Rockets Players Bolded)

Season

Points:	2,327	Elvin Hayes (1968-69)
Rebounds:	1,406	Elvin Hayes (1968-69)
Assists:	507	Steve Francis (1999-2000)
Steals:	125	John Lucas Jr. (1976-77)
Blocked Shots:	220	Hakeem Olajuwon (1984-85)
Minutes Played:	3,695*	Elvin Hayes (1968-69)
FGM:	930	Elvin Hayes (1968-69)
FGA:	2,082	Elvin Hayes (1968-69)
FG%:	.538	Hakeem Olajuwon (1984-85)
	(677-1258)	
FTM:	467	Elvin Hayes (1968-69)
FTA:	746	Elvin Hayes (1968-69)
FT%:	.820	Calvin Murphy (1970-71)
	(356-434)	
3-PTM:	154	Matt Maloney (1996-97)
3-PTA:	381	Matt Maloney (1996-97)
3-PT%:	.433	Michael Dickerson (1998-99)
	(71-164)	
Scoring Average:	28.4	Elvin Hayes (1968-69)
Rebounding Average:	17.2	Elvin Hayes (1968-69)
Assists Average:	6.6	Steve Francis (1999-2000)

*Franchise record

Game

Points:	54	Elvin Hayes vs. Detroit (Nov. 13, 1968)
Rebounds:	27	Elvin Hayes at Milwaukee (Dec. 13, 1968)
	27	Elvin Hayes at Milwaukee (Feb. 9, 1969)
	27	Elvin Hayes at Cincinnati (Feb. 12, 1969)
Assists:	14	John Lucas Jr. vs. Buffalo (Nov. 17, 1976)
	14	John Lucas Jr. vs. Denver (Apr. 19, 1977)
	14	Steve Francis vs. Golden State (Jan. 27, 2000)
	14	Steve Francis vs. L.A. Clippers (Mar. 23, 2000)
Steals:	8	Allen Leavell at L.A. Lakers (Feb. 24, 1980)
Blocked Shots:	13*	Ralph Sampson at Chicago (Dec. 9, 1983)
Minutes Played:	53	Elvin Hayes vs. Philadelphia (Nov. 24, 1968)
FGM:	20	Elvin Hayes vs. Detroit (Nov. 13, 1968)
FGA:	45*	Elvin Hayes vs. Detroit (Nov. 13, 1968)
FG%:	1.000	Joe Meriweather at Atlanta (Apr. 11, 1976)
	(10-10)	
FTM:	14	Elvin Hayes vs. Detroit (Nov. 13, 1968)
	14	Steve Francis at Dallas (Jan. 17, 2000)
FTA:	18	Elvin Hayes at Milwaukee (Feb. 9, 1969)
FT%:	1.000	Don Adams vs. Detroit (Dec. 18, 1970)
	(11-11)	
3-PTM:	7	Michael Dickerson vs. Toronto (Mar. 25, 1999)
	7	Cuttino Mobley vs. Toronto (Mar. 25, 1999)
3-PTA:	13	Steve Francis at San Antonio (Nov. 20, 1999)
3-PT%:	1.000	Oscar Torres vs. Cleveland (Dec. 11, 2001)

Rockets All-Time Coaching Summary

Name	Regular Season			Playoffs			Years
	Won	Lost	Pct.	Won	Lost	Pct.	
Rudy Tomjanovich	503	397	.559	51	39	.567	1992-2003 (12)
Bill Fitch	216	194	.527	21	18	.525	1983-88 (5)
Kevin McHale	193	130	.598	13	16	.448	2011-2015 (5)
Rick Adelman	193	135	.588	9	10	.474	2007-2011 (4)
Jeff Van Gundy	182	146	.555	7	12	.368	2003-2007 (4)
Don Chaney	164	134	.550	2	9	.182	1988-92 (4)
Del Harris	141	187	.430	15	16	.484	1979-83 (4)
John Egan	129	152	.459	3	5	.375	1973-76 (4)
Tom Nissalke	124	122	.504	6	8	.429	1976-79 (3)
Jack McMahon	61	129	.321	2	4	.333	1967-70 (3)
Alex Hannum	58	80	.420	—	—	—	1969-71 (2)
Tex Winter	51	78	.395	—	—	—	1971-73 (2)
J.B. Bickerstaff*	37	34	.521	1	4	.200	2015-16 (1)

* Interim Head Coach

Toyota Center Team Records

Rockets

Most Points

Game:	140	vs. Golden State	2/5/13
Half:	77	vs. Golden State, 1st	2/5/13
	75	vs. L.A. Lakers, 2nd	4/10/16
Quarter:	47	vs. Denver, 2nd	3/3/13
Overtime:	19	vs. Utah (2OT), 2nd OT	12/27/08

Fewest Points

Game:	67	vs. San Antonio	12/11/03
Half:	19	vs. Oklahoma City, 2nd	1/16/14
Quarter:	7	vs. New Orleans (OT), 4th	1/19/12
Overtime:	5	3x: last vs. Dallas (OT), 1st OT	4/11/11

Most Field Goals Made

Game:	50	vs. Washington	2/15/05
	50	vs. L.A. Lakers	4/10/16

Fewest Field Goals Made

Game:	23	vs. Memphis	4/12/13
--------------	----	-------------	---------

Most Field Goals Attempted

Game:	107	vs. Phoenix	11/17/07
--------------	-----	-------------	----------

Fewest Field Goals Attempted

Game:	64	5x: last vs. Washington	2/2/14
--------------	----	-------------------------	--------

Highest Field Goal Percentage

Game:	.595	vs. Washington	2/15/05
	(50-84)		
	.595	vs. Portland	2/8/13
	(47-79)		

Lowest Field Goal Percentage

Game:	.308	vs. New Orleans	4/1/05
	(24-78)		

Most 3-Point Field Goals Made

Game:	23	vs. Golden State	2/5/13
--------------	----	------------------	--------

Fewest 3-Point Field Goals Made

Game:	0	vs. Portland	2/13/05
	0	vs. San Antonio	3/18/06

Most 3-Point Field Goals Attempted

Game:	46	vs. Dallas	11/22/14
--------------	----	------------	----------

Fewest 3-Point Field Goals Attempted

Game:	5	vs. San Antonio	12/11/03
--------------	---	-----------------	----------

Highest 3-Point Field Goal Percentage

Game:	.688	2x: last vs. Phoenix	2/5/14
	(11-16)		

Lowest 3-Point Field Goal Percentage

Game:	.000	vs. Portland	2/13/05
	(0-11)		
	.000	vs. San Antonio	3/18/06
	(0-7)		

Most Free Throws Made

Game:	39	vs. Minnesota	11/7/10
	39	vs. Golden State	11/24/10

Fewest Free Throws Made

Game:	5	6x: last vs. Memphis	3/4/15
--------------	---	----------------------	--------

Most Free Throws Attempted

Game:	53	vs. San Antonio	4/10/15
--------------	----	-----------------	---------

Fewest Free Throws Attempted

Game:	5	vs. Memphis	3/4/15
--------------	---	-------------	--------

Highest Free Throw Percentage

Game:	1.000	vs. Phoenix	2/3/12
	(17-17*)	*Most attempts no misses	

Lowest Free Throw Percentage

Game:	.273	vs. Detroit	12/12/07
	(6-22)		

Most Rebounds

Game:	60	2x last: vs. Orlando	12/8/13
--------------	----	----------------------	---------

Fewest Rebounds

Game:	26	vs. Minnesota	2/17/12
	26	vs. Phoenix 4/7/16	

Most Offensive Rebounds

Game:	25	vs. San Antonio	11/6/07
--------------	----	-----------------	---------

Fewest Offensive Rebounds

Game:	3	vs. San Antonio	11/29/08
--------------	---	-----------------	----------

Most Defensive Rebounds

Game:	47	vs. New York	1/10/09
--------------	----	--------------	---------

Fewest Defensive Rebounds

Game:	18	vs. Minnesota	2/17/12
--------------	----	---------------	---------

Most Assists

Game:	36	vs. Minnesota	3/20/14
	35	2x: last vs. Golden State	2/5/13

Fewest Assists

Game:	9	vs. Dallas	2/15/07
--------------	---	------------	---------

Most Steals

Game:	20	vs. Charlotte	2/10/07
--------------	----	---------------	---------

Fewest Steals

Game:	0	vs. Golden State	12/31/05
--------------	---	------------------	----------

Most Blocked Shots

Game:	14	vs. Toronto (2OT)	11/11/13
	14	vs. Memphis	3/14/16

Fewest Blocked Shots

Game:	0	8x: last vs. Dallas	11/22/14
--------------	---	---------------------	----------

Most Personal Fouls

Game:	41	vs. Detroit	1/20/16
--------------	----	-------------	---------

Fewest Personal Fouls

Game:	9	vs. New York	1/10/09
--------------	---	--------------	---------

Most Turnovers

Game:	30	vs. Dallas	3/7/04
--------------	----	------------	--------

Fewest Turnovers

Game:	4	vs. Sacramento	4/1/15
--------------	---	----------------	--------

Toyota Center Team Records

Opponents

Most Points

Game:	134	vs. San Antonio (OT)	12/10/12
	131	vs. Golden State	1/17/15
Half:	72	vs. L.A. Clippers	3/16/16
Quarter:	42	vs. Minnesota, 3rd	1/30/12
Overtime:	15	vs. Phoenix (OT), 1st OT	1/31/10
	15	vs. New Orleans (OT), 1st OT	1/14/11

Fewest Points

Game:	63	2x: last vs. Cleveland	12/2/06
Half:	23	vs. Washington, 1st	2/26/08
Quarter:	6	vs. New Orleans, 4th	4/26/12
Overtime:	4	Multiple times	

Most Field Goals Made

Game:	55	vs. Dallas	11/25/09
--------------	----	------------	----------

Fewest Field Goals Made

Game:	22	vs. New Orleans	4/1/05
	22	vs. Cleveland	12/2/06

Most Field Goals Attempted

Game:	114	vs. Toronto (2OT)	11/11/13
--------------	-----	-------------------	----------

Fewest Field Goals Attempted

Game:	65	vs. Charlotte	1/25/06
	65	vs. Minnesota	11/28/06

Highest Field Goal Percentage

Game:	.655	vs. Dallas	11/25/09
	(55-84)		

Lowest Field Goal Percentage

Game:	.282	vs. Cleveland	12/2/06
	(22-78)		

Most 3-Point Field Goals Made

Game:	17	vs. Phoenix	1/17/07
	17	vs. New York	11/23/12

Fewest 3-Point Field Goals Made

Game:	0	vs. Atlanta	12/29/06
	0	vs. Minnesota	1/11/08
	0	vs. Atlanta	2/9/08
	0	vs. New Jersey	3/10/08
	0	vs. Memphis	10/29/08
	0	vs. Oklahoma City	11/1/08
	0	vs. Philadelphia	2/22/12

Most 3-Point Field Goals Attempted

Game:	41	Multiple times	
--------------	----	----------------	--

Fewest 3-Point Field Goals Attempted

Game:	4	vs. Philadelphia	1/15/08
	4	vs. Oklahoma City	11/1/08

Highest 3-Point Field Goal Percentage

Game:	.750	vs. Philadelphia	1/15/08
	(3-4)		

Lowest 3-Point Field Goal Percentage

Game:	.000	vs. Memphis	10/29/08
	(0-13*)	*Most attempts no makes	

Most Free Throws Made

Game:	35	vs. Minnesota	2/23/15
	35	vs. Detroit	1/20/16

Fewest Free Throws Made

Game:	5	4x: last vs. L.A. Clippers	4/9/11
--------------	---	----------------------------	--------

Most Free Throws Attempted

Game:	44	vs. Denver	2/14/11
--------------	----	------------	---------

Fewest Free Throws Attempted

Game:	7	vs. Atlanta	12/31/12
--------------	---	-------------	----------

Highest Free Throw Percentage

Game:	.960	vs. L.A. Clippers	3/14/07
	(24-25)		

Lowest Free Throw Percentage

Game:	.389	vs. Phoenix	4/3/05
	(7-18)		

Most Rebounds

Game:	65	vs. Minnesota (3OT)	1/13/10
--------------	----	---------------------	---------

Fewest Rebounds

Game:	28	3x: last vs. San Antonio	11/6/07
--------------	----	--------------------------	---------

Most Offensive Rebounds

Game:	28	vs. Memphis	3/14/16
--------------	----	-------------	---------

Fewest Offensive Rebounds

Game:	2	3x: last vs. New Jersey	2/17/09
--------------	---	-------------------------	---------

Most Defensive Rebounds

Game:	46	vs. Minnesota (3OT)	1/13/10
	46	vs. Phoenix (OT)	1/31/10

Fewest Defensive Rebounds

Game:	18	vs. Utah (OT)	12/3/03
--------------	----	---------------	---------

Most Assists

Game:	35	Multiple times	
--------------	----	----------------	--

Fewest Assists

Game:	7	vs. Denver	1/27/10
--------------	---	------------	---------

Most Steals

Game:	20	vs. Dallas	3/7/04
--------------	----	------------	--------

Fewest Steals

Game:	0	vs. Orlando	1/22/11
--------------	---	-------------	---------

Most Blocked Shots

Game:	15	vs. Dallas (OT)	3/24/12
--------------	----	-----------------	---------

Fewest Blocked Shots

Game:	0	Multiple times	
--------------	---	----------------	--

Most Personal Fouls

Game:	38	vs. Toronto (2OT)	11/11/13
--------------	----	-------------------	----------

Fewest Personal Fouls

Game:	9	vs. Washington	2/26/08
--------------	---	----------------	---------

Most Turnovers

Game:	27	2x: last vs. Utah	4/15/15
--------------	----	-------------------	---------

Fewest Turnovers

Game:	6	5x: last vs. San Antonio	4/14/14
--------------	---	--------------------------	---------

Toyota Center Individual Records

(Current Rockets Players Bolded)

Rockets

Most Points

Game:	51	James Harden	vs. Sacramento	4/1/15
	50	James Harden	vs. Denver	3/19/15
	50	James Harden	vs. Philadelphia	11/27/15

Most Field Goals Made

Game:	20	Luis Scola	vs. New Jersey	3/13/10
-------	----	------------	----------------	---------

Most Field Goals Attempted

Game:	37	Tracy McGrady	vs. Miami	1/29/06
-------	----	---------------	-----------	---------

Most 3-Point Field Goals Made

Game:	10	Chandler Parsons	vs. Memphis	1/24/14
-------	----	------------------	-------------	---------

Most 3-Point Field Goals Attempted

Game:	15	Tracy McGrady	vs. Miami	1/29/06
	15	James Harden	vs. Portland	11/8/15

Most Free Throws Made

Game:	22	2x: last James Harden	vs. Denver	3/19/15
-------	----	------------------------------	------------	---------

Most Free Throws Attempted

Game:	26	Josh Smith	vs. San Antonio	4/10/15
	25	3x: last James Harden	vs. Denver	3/19/15

Most Rebounds

Game:	26	Dwight Howard	vs. Charlotte	10/30/13
	24	Dwight Howard	vs. Toronto (2OT)	11/11/13

Most Offensive Rebounds

Game:	9	3x: last Terrence Jones	vs. Minnesota	2/23/15
-------	---	-------------------------	---------------	---------

Most Defensive Rebounds

Game:	20	Dwight Howard	vs. Charlotte	10/30/13
	18	Dwight Howard	vs. Toronto (2OT)	11/11/13

Most Assists

Game:	18	Kyle Lowry	vs. Memphis	12/17/10
	18	Kyle Lowry	vs. Atlanta	12/31/11

Most Steals

Game:	9	Rafer Alston	vs. Charlotte	2/10/07
-------	---	--------------	---------------	---------

Most Blocked Shots

Game:	7	7x: last Terrence Jones	vs. Sacramento	4/1/15
-------	---	-------------------------	----------------	--------

Most Minutes Played

Game:	59	Cuttino Mobley	vs. Atlanta (3OT)	2/22/04
	59	Aaron Brooks	vs. Minnesota (3OT)	1/13/10

Most Turnovers

Game:	10	Yao Ming	vs. Charlotte	12/22/04
	10	James Harden	vs. Portland	2/6/16

Opponents

Most Points

Game:	45	Carmelo Anthony	vs. Denver	3/15/10
	45	Dwyane Wade	vs. Miami	12/29/10

Most Field Goals Made

Game:	18	David West	vs. New Orleans	12/29/09
	18	Carmelo Anthony	vs. Denver	3/15/10

Most Field Goals Attempted

Game:	37	Rudy Gay	vs. Toronto (2OT)	11/11/13
-------	----	----------	-------------------	----------

Most 3-Point Field Goals Made

Game:	10	Trevor Ariza	vs. Washington	2/12/14
-------	----	--------------	----------------	---------

Toyota Center Individual Records

Most 3-Point Field Goals Attempted

Game: 14 Trevor Ariza vs. Washington 2/12/14

Most Free Throws Made

Game: 18 Kevin Durant vs. Oklahoma City 1/16/14

Most Free Throws Attempted

Game: 36 Andre Drummond vs. Detroit 1/20/16

Most Rebounds

Game: 26 Al Jefferson vs. Minnesota (3OT) 1/13/10

Most Offensive Rebounds

Game: 13 Alex Stepheson vs. Memphis 3/14/16

Most Defensive Rebounds

Game: 23 Al Jefferson vs. Minnesota (3OT) 1/13/10

Most Assists

Game: 19 Rajon Rondo vs. Sacramento 12/5/15

Most Steals

Game: 9 Dirk Nowitzki vs. Dallas 3/7/04

Most Blocked Shots

Game: 7 Tim Duncan vs. San Antonio 12/9/04
7 Brandon Wright vs. Dallas (OT) 3/24/12
7 Kristaps Porzingis vs. New York 11/21/15

Most Minutes Played

Game: 55 Tayshaun Prince vs. Detroit (2OT) 3/18/09

Rockets All-Time Preseason Records

Year	W	L	PCT	Year	W	L	PCT
1967	6	3	.667	1992	5	2	.714
1968	6	6	.500	1993	5	3	.625
1969	6	3	.667	1994	5	3	.625
1970	4	6	.400	1995	*6	2	.750
1971	4	4	.500	1996	4	4	.500
1972	7	1	.875	1997	5	3	.625
1973	3	5	.375	1998	1	1	.500
1974	3	2	.600	1999	3	5	.375
1975	4	1	.800	2000	4	3	.571
1976	5	3	.625	2001	5	3	.625
1977	5	0	1.000	2002	4	3	.571
1978	4	4	.500	2003	4	4	.500
1979	5	3	.625	2004	3	4	.429
1980	4	2	.667	2005	6	2	.750
1981	4	2	.667	2006	5	2	.714
1982	1	4	.200	2007	3	4	.429
1983	1	7	.125	2008	5	2	.714
1984	4	3	.571	2009	4	4	.500
1985	7	1	.875	2010	4	4	.500
1986	4	4	.500	2011	1	1	.500
1987	4	4	.500	2012	5	2	.714
1988	3	5	.375	2013	6	1	.857
1989	2	5	.286	2014	6	2	.750
1990	6	3	.667	2015	3	5	.375
1991	6	2	.750	Total	204	151	.575

*McDonald's Cup World Champions

Rockets Triple-Doubles

Rockets Quadruple-Double Club

Hakeem Olajuwon (1 Game)

Mar. 29, 1990 vs. Milwaukee (18 pts., 16 rebs., 11 blks., 10 assts.)

Rockets Triple-Double Club

Hakeem Olajuwon (14 Games)

Jan. 7, 1986 vs. Golden State (26 pts., 12 rebs., 11 blks.)
Mar. 10, 1987 vs. Seattle (38 pts., 17 rebs., 12 blks.) - 2OT
Apr. 21, 1988 vs. San Antonio (38 pts., 10 rebs., 10 blks.)
Nov. 11, 1989 vs. Utah (24 pts., 21 rebs., 12 blks.)
Dec. 17, 1989 vs. Orlando (32 pts., 25 rebs., 10 blks.)
Mar. 3, 1990 vs. Golden State (29 pts., 18 rebs., 11 blks., 9 assts.)
Mar. 29, 1990 vs. Milwaukee (18 pts., 16 rebs., 11 blks., 10 assts.)
Dec. 20, 1990 vs. Orlando (24 pts., 16 rebs., 11 blks.)
Apr. 7, 1994 vs. Golden State (26 pts., 13 rebs., 10 assts.)
Dec. 1, 1994 at Golden State (37 pts., 13 rebs., 12 assts.)
Dec. 13, 1995 at Vancouver (15 pts., 14 rebs., 10 blks.)
Dec. 28, 1995 vs. New Jersey (22 pts., 18 rebs., 10 assts.)
Apr. 13, 1996 vs. Dallas (31 pts., 13 rebs., 10 blks.)
Mar. 4, 1997 at L.A. Clippers (22 pts., 16 rebs., 10 assts.)

James Harden (9 Games)

Feb. 2, 2013 vs. Charlotte (21 pts., 11 rebs., 11 assts.)
Mar. 27, 2014 vs. Philadelphia (26 pts., 10 assts., 10 rebs.)
Dec. 13, 2014 vs. Denver (24 pts., 10 rebs., 10 assts.)
Feb. 23, 2015 vs. Minnesota (31 pts., 10 assts., 11 rebs.)
Mar. 6, 2015 vs. Detroit (38 pts., 12 rebs., 12 assts.)
Apr. 15, 2015 vs. Utah (16 pts., 10 assts., 11 rebs.)
Jan. 20, 2016 vs. Detroit (33 pts., 17 reb., 14 ast.)
Jan. 24, 2016 vs. Dallas (23 pts., 15 reb., 10 ast.)
Mar. 3, 2016 vs. Toronto (32 pts., 13 ast., 10 reb.)

Elvin Hayes (7 Games)

Feb. 12, 1969 at Cincinnati (12 pts., 27 rebs., 10 blks.)
Jan. 8, 1970 vs. San Francisco (10 pts., 19 rebs., 10 blks.)
Feb. 14, 1970 vs. San Francisco (41 pts., 27 rebs., 10 blks.)
Mar. 19, 1971 vs. Milwaukee (20 pts., 14 rebs., 13 blks.)
Mar. 21, 1971 vs. Phoenix (34 pts., 13 rebs., 13 blks.)
Dec. 1, 1971 at Cleveland (11 pts., 11 rebs., 11 assts.)
Apr. 13, 1984 vs. San Antonio (16 pts., 17 rebs., 11 assts.) - OT

Clyde Drexler (7 Games)

Apr. 11, 1995 vs. Dallas (29 pts., 11 rebs., 11 assts.)
Jan. 27, 1996 vs. Detroit (24 pts., 10 rebs., 10 assts.)
Feb. 1, 1996 at Charlotte (16 pts., 10 rebs., 14 assts.)
Feb. 13, 1996 vs. Dallas (21 pts., 14 rebs., 12 assts.)
Nov. 1, 1996 vs. Sacramento (25 pts., 10 rebs., 10 stls.)
Jan. 19, 1997 vs. Chicago (17 pts., 11 assts., 10 rebs.)
Mar. 22, 1997 vs. Phoenix (17 pts., 11 assts., 10 rebs.)

Steve Francis (6 Games)

Jan. 27, 2000 vs. Golden State (27 pts., 17 rebs., 14 assts.)
Jan. 26, 2001 vs. Vancouver (13 pts., 10 rebs., 12 assts.)
Mar. 13, 2001 vs. Indiana (16 pts., 10 rebs., 11 assts.)
Jan. 18, 2002 at Boston (26 pts., 15 rebs., 10 assts.)
Jan. 24, 2002 vs. New Jersey (23 pts., 12 rebs., 11 assts.)
Mar. 21, 2003 at Golden State (13 pts., 11 rebs., 12 assts.)

Rockets Triple-Doubles (One Game Each)

Trevor Ariza: Apr. 14, 2010 vs. New Orleans (26 pts., 10 rebs., 10 assts.)
Jim Barnett: Feb. 14, 1969 at L.A. Lakers (18 pts., 11 rebs., 10 assts.)
Goran Dragic: Apr. 13, 2011 at Minnesota (11 pts., 11 rebs., 11 assts.)
Eric Floyd: Dec. 19, 1987 vs. Denver (23 pts., 13 rebs., 10 assts.)
Chuck Hayes: Mar. 23, 2011 vs. Golden State (13 pts., 14 rebs., 11 assts.)
Jeremy Lin: Feb. 1, 2014 vs. Cleveland (15 pts., 11 rebs., 10 assts.)
Cedric Maxwell: Mar. 31, 1988 at Indiana (23 pts., 15 rebs., 10 assts.)
Ed Ratleff: Mar. 26, 1974 vs. Buffalo (12 pts., 10 rebs., 11 assts.)
Ralph Sampson: Dec. 9, 1983 at Chicago (28 pts., 18 rebs., 13 blks.)



Otis Thorpe (3 Games)

Mar. 16, 1989 vs. Milwaukee (10 pts., 11 rebs., 11 assts.)
Jan. 14, 1992 vs. Denver (16 pts., 13 rebs., 10 assts.)
Dec. 17, 1992 at San Antonio (12 pts., 19 rebs., 10 assts.)

Art Williams (3 Games)

Nov. 4, 1967 vs. New York (15 pts., 11 rebs., 13 assts.)
Dec. 10, 1968 vs. Philadelphia at N.Y. (20 pts., 12 rebs., 11 assts.)
Mar. 22, 1970 vs. Phoenix (19 pts., 11 rebs., 14 assts.)

Charles Barkley (2 Games)

Nov. 23, 1996 at Golden State (27 pts., 17 rebs., 12 assts.)
Dec. 2, 1997 vs. Denver (15 pts., 12 assts., 11 rebs.)

Lewis Lloyd (2 Games)

Oct. 29, 1983 vs. San Antonio (28 pts., 11 rebs., 10 assts.)
Jan. 14, 1986 vs. Utah (28 pts., 10 rebs., 10 assts.)

Kyle Lowry (2 Games)

Mar. 20, 2011 vs. Utah (28 pts., 11 rebs., 10 assts.)
Jan. 23, 2012 at Minnesota (16 pts., 10 rebs., 10 assts.)

Rodney McCray (2 Games)

Nov. 20, 1986 vs. Utah (13 pts., 10 rebs., 14 assts.)

Rockets Record by Month

Year	October	November	December	January	February	March	April	May	Totals
1967-68	1-7	3-15	7-8	3-9	1-17	0-11	—	—	15-67
1968-69	3-3	7-9	6-10	6-9	7-8	8-6	—	—	37-45
1969-70	1-6	7-8	7-11	4-8	4-11	4-11	—	—	27-55
1970-71	6-6	8-7	3-14	8-5	8-3	7-7	—	—	40-42
1971-72	2-8	4-10	8-7	8-6	7-8	5-9	—	—	34-48
1972-73	5-3	5-9	6-7	5-13	6-8	6-9	—	—	33-49
1973-74	4-7	4-8	4-12	6-10	8-4	6-9	—	—	32-50
1974-75	4-3	7-7	8-5	5-10	9-6	7-9	1-1	—	41-41
1975-76	0-3	8-5	7-7	8-8	7-8	8-7	2-4	—	40-42
1976-77	3-1	8-4	8-6	7-9	7-6	13-5	3-2	—	49-33
1977-78	3-2	4-10	6-8	3-11	8-7	1-13	3-3	—	28-54
1978-79	5-3	5-7	6-5	8-7	7-6	9-5	4-2	—	47-35
1979-80	2-7	10-4	5-9	8-8	8-5	8-8	—	—	41-41
1980-81	4-5	7-8	5-9	8-7	9-5	7-8	—	—	40-42
1981-82	4-1	5-10	6-7	9-4	11-3	9-7	5-4	—	46-36
1982-83	0-2	2-10	2-13	4-11	3-10	2-14	1-8	—	14-68
1983-84	1-0	5-10	6-9	7-7	4-9	5-11	1-7	—	29-53
1984-85	2-0	10-5	6-8	8-7	8-4	9-6	5-4	—	48-34
1985-86	2-2	11-4	7-6	12-2	6-7	8-8	5-2	—	51-31
1986-87	—	7-7	4-10	11-4	8-4	7-11	5-4	—	42-40
1987-88	—	7-6	7-6	9-5	9-4	9-7	5-8	—	46-36
1988-89	—	9-6	9-5	7-6	6-6	8-8	6-6	—	45-37
1989-90	—	9-6	3-12	8-5	4-8	11-5	6-5	—	41-41
1990-91	—	8-7	8-6	7-8	9-3	14-1	6-5	—	52-30
1991-92	—	9-4	7-9	8-6	6-8	7-9	5-4	—	42-40
1992-93	—	7-4	7-7	10-7	9-3	11-4	11-2	—	55-27
1993-94	—	14-0	10-4	7-6	7-5	12-4	8-5	—	58-24
1994-95	—	10-3	8-6	8-6	9-5	7-8	5-7	—	47-35
1995-96	—	11-4	11-4	7-8	9-4	4-9	6-5	—	48-34
1996-97	—	15-1	9-5	8-7	5-7	11-3	9-2	—	57-25
1997-98	1-0	7-5	7-6	6-11	7-6	9-7	4-6	—	41-41
1998-99	—	—	—	—	8-6	14-3	6-10	3-0	31-19
1999-2000	—	4-11	6-9	7-7	5-8	5-10	7-3	—	34-48
2000-2001	0-1	9-6	5-8	8-8	9-4	9-6	5-4	—	45-37
2001-2002	1-0	6-9	2-13	6-9	5-5	6-10	2-8	—	28-54
2002-2003	0-1	9-5	8-7	8-7	5-8	8-8	5-3	—	43-39
2003-2004	1-0	8-7	8-7	9-6	8-5	8-6	3-6	—	45-37
2004-2005	—	6-10	9-5	10-6	7-3	12-4	7-3	—	51-31
2005-2006	—	4-11	6-7	5-11	10-3	7-8	2-8	—	34-48
2006-2007	—	10-5	9-7	10-4	6-6	12-4	5-4	—	52-30
2007-2008	1-0	8-8	6-8	10-4	13-0	11-4	6-3	—	55-27
2008-2009	2-0	9-7	10-5	8-7	8-3	11-4	5-3	—	53-29
2009-2010	2-1	7-7	11-5	5-9	4-7	8-8	5-3	—	42-40
2010-2011	0-3	5-9	11-4	6-11	8-4	9-5	4-3	—	43-39
2011-2012	—	—	2-2	10-7	9-6	7-9	6-8	—	34-32
2012-2013	1-0	6-8	10-6	8-9	6-5	9-5	5-4	—	45-37
2013-2014	1-0	12-5	8-8	10-4	8-2	10-4	5-5	—	54-28
2014-2015	2-0	11-4	9-5	11-6	7-3	10-6	6-2	—	56-26
2015-2016	0-2	7-9	9-7	9-7	4-6	8-8	4-2	—	41-41
Totals	64-77 .454	354-324 .522	332-354 .484	363-352 .508	346-282 .551	396-351 .530	194-178 .522	3-0 1.000	2052-1918 .517

Rockets Versus Conferences & Divisions

Year	Western	Midwest/ Southwest	Northwest	Pacific	Year	Eastern	Atlantic	Central	Southeast
	Conference	Division	Division	Division		Conference	Division	Division	Division
	W-L	W-L	W-L	W-L		W-L	W-L	W-L	W-L
1967-68	11-29	—	—	—	1967-68	4-38	—	—	—
1968-69	20-20	—	—	—	1968-69	17-25	—	—	—
1969-70	17-23	—	—	—	1969-70	10-32	—	—	—
1970-71	21-24	7-16	—	14-8	1970-71	19-18	8-11	11-7	—
1971-72	14-31	5-16	—	9-15	1971-72	20-17	8-11	12-6	—
1972-73	12-24	4-12	—	8-12	1972-73	21-25	12-12	9-13	—
1973-74	11-25	3-13	—	8-12	1973-74	21-25	12-12	9-13	—
1974-75	20-16	11-5	—	9-11	1974-75	21-25	5-11	16-14	—
1975-76	17-19	9-7	—	8-12	1975-76	23-23	9-11	14-12	—
1976-77	26-16	14-9	—	12-7	1976-77	23-17	10-10	13-7	—
1977-78	13-29	8-15	—	5-14	1977-78	15-25	9-11	6-14	—
1978-79	23-19	10-10	—	13-9	1978-79	24-16	12-8	12-8	—
1979-80	11-11	5-5	—	6-6	1979-80	30-30	10-20	20-10	—
1980-81	32-28	19-11	—	13-17	1980-81	8-14	2-8	6-6	—
1981-82	35-25	17-13	—	18-12	1981-82	11-11	6-4	5-7	—
1982-83	9-51	4-26	—	5-25	1982-83	5-17	2-8	3-9	—
1983-84	21-39	9-21	—	12-18	1983-84	8-14	1-9	7-5	—
1984-85	36-24	20-10	—	16-14	1984-85	12-10	4-6	8-4	—
1985-86	38-22	20-10	—	18-12	1985-86	13-9	6-4	7-5	—
1986-87	31-29	19-11	—	12-18	1986-87	11-11	3-7	8-4	—
1987-88	33-27	13-17	—	20-10	1987-88	13-9	6-4	7-5	—
1988-89	33-25	19-11	—	14-14	1988-89	12-12	5-7	7-5	—
1989-90	28-28	13-15	—	15-13	1989-90	13-13	5-7	8-6	—
1990-91	33-23	20-8	—	13-15	1990-91	19-7	9-3	10-4	—
1991-92	26-28	12-14	—	14-14	1991-92	16-12	10-4	6-8	—
1992-93	36-18	19-7	—	17-11	1992-93	19-9	9-5	10-4	—
1993-94	38-16	15-11	—	23-5	1993-94	20-8	11-3	9-5	—
1994-95	27-27	13-13	—	14-14	1994-95	20-8	9-5	11-3	—
1995-96	31-21	14-10	—	17-11	1995-96	17-13	6-8	11-5	—
1996-97	40-12	19-5	—	21-7	1996-97	17-13	9-5	8-8	—
1997-98	29-23	14-10	—	15-13	1997-98	12-18	5-9	7-9	—
1998-99	28-16	12-9	—	16-7	1998-99	3-3	1-2	2-1	—
1999-00	23-29	8-16	—	15-13	1999-00	11-19	5-9	6-10	—
2000-01	20-32	11-13	—	9-19	2000-01	25-5	9-5	16-0	—
2001-02	18-34	9-15	—	9-19	2001-02	10-20	5-9	5-11	—
2002-03	26-26	11-13	—	15-13	2002-03	17-13	9-5	8-8	—
2003-04	21-31	8-16	—	13-15	2003-04	24-6	11-3	13-3	—
2004-05	33-19	10-6	12-6	11-7	2004-05	18-12	7-3	6-4	5-5
2005-06	19-33	1-15	10-8	8-10	2005-06	15-15	5-5	5-5	5-5
2006-07	28-24	8-8	10-8	10-8	2006-07	24-6	8-2	7-3	9-1
2007-08	33-19	8-8	14-4	11-7	2007-08	22-8	5-5	9-1	8-2
2008-09	35-17	9-7	14-4	12-6	2008-09	18-12	5-5	5-5	8-2
2009-10	28-24	9-7	11-7	8-10	2009-10	14-16	7-3	4-6	3-7
2010-11	25-27	5-11	9-9	11-7	2010-11	18-12	7-3	7-3	4-6
2011-12	23-25	6-8	8-10	9-7	2011-12	11-7	4-2	2-3	5-2
2012-13	24-28	6-10	8-10	10-8	2012-13	21-9	7-3	7-3	7-3
2013-14	31-21	11-5	11-7	9-9	2013-14	23-7	7-3	8-2	8-2
2014-15	33-19	8-8	15-3	10-8	2014-15	23-7	9-1	8-2	6-4
2015-16	28-24	8-8	9-9	11-7	2015-16	13-17	6-4	3-7	4-6
Totals	1248-1200	503-514	131-85	566-529	Totals	804-718	320-295	381-283	72-45
	.510	.495	.606	.517		.528	.520	.574	.615

Records

Rockets Longest Yearly Streaks

Overall Winning Streaks

1967-68	2
1968-69	5
1969-70	4
1970-71	7
1971-72	4
1972-73	3
1973-74	5
1974-75	7
1975-76	5
1976-77	9
1977-78	4
1978-79	4
1979-80	7
1980-81	5
1981-82	8
1982-83	2
1983-84	5
1984-85	8
1985-86	7
1986-87	5
1987-88	4
1988-89	6
1989-90	6
1990-91	13
1991-92	4
1992-93	15/11
1993-94	15
1994-95	9
1995-96	7
1996-97	9
1997-98	9
1998-99	9
1999-00	6
2000-01	4
2001-02	3
2002-03	5
2003-04	5
2004-05	8
2005-06	5
2006-07	5
2007-08	22
2008-09	6
2009-10	4
2010-11	5
2011-12	7
2012-13	5
2013-14	8
2014-15	6
2015-16	5

Home Winning Streaks

1967-68	2
1968-69	6
1969-70	5
1970-71	7
1971-72	5
1972-73	4
1973-74	4
1974-75	7
1975-76	5
1976-77	11
1977-78	5
1978-79	7
1979-80	5
1980-81	7
1981-82	8
1982-83	3
1983-84	6
1984-85	8
1985-86	20
1986-87	7
1987-88	7
1988-89	8
1989-90	10
1990-91	11

1991-92	8
1992-93	9
1993-94	11/10
1994-95	4
1995-96	7
1996-97	8
1997-98	8
1998-99	9
1999-2000	6
2000-2001	6
2001-2002	2
2002-2003	7
2003-2004	7
2004-2005	4
2005-2006	4
2006-2007	6
2007-2008	15
2008-2009	12
2009-2010	8
2010-2011	8
2011-2012	5
2012-2013	6
2013-2014	11
2014-2015	5
2015-16	7

Road Winning Streaks

1967-68	2
1968-69	2
1969-70	2
1970-71	2
1971-72	4
1972-73	2
1973-74	4
1974-75	3
1975-76	2
1976-77	4
1977-78	1
1978-79	2
1979-80	3
1980-81	3
1981-82	5
1982-83	1
1983-84	1
1984-85	5
1985-86	3
1986-87	4
1987-88	3
1988-89	3
1989-90	3
1990-91	5
1991-92	4
1992-93	6
1993-94	9
1994-95	6
1995-96	5
1996-97	8
1997-98	3
1998-99	5
1999-00	4
2000-01	3
2001-02	1
2002-03	2
2003-04	3
2004-05	4
2005-06	4
2006-07	5
2007-08	12
2008-09	4
2009-10	3
2010-11	6
2011-12	4
2012-13	3
2013-14	4
2014-15	6
2015-16	3

Overall Losing Streaks

1967-68	17
1968-69	6
1969-70	9
1970-71	10
1971-72	8
1972-73	10
1973-74	8
1974-75	6
1975-76	5
1976-77	4
1977-78	13
1978-79	4
1979-80	6
1980-81	5
1981-82	6
1982-83	10
1983-84	6
1984-85	4
1985-86	3
1986-87	4
1987-88	4
1988-89	7
1989-90	4
1990-91	4
1991-92	6
1992-93	7
1993-94	4
1994-95	5
1995-96	7
1996-97	6
1997-98	6
1998-99	3
1999-00	8
2000-01	6
2001-02	15
2002-03	4
2003-04	5
2004-05	5
2005-06	7
2006-07	3
2007-08	6
2008-09	3
2009-10	4
2010-11	5
2011-12	6
2012-13	7
2013-14	3
2014-15	2
2015-16	4

Home Losing Streaks

1967-68	10
1968-69	4
1969-70	4
1970-71	3
1971-72	4
1972-73	5
1973-74	7
1974-75	4
1975-76	3
1976-77	2
1977-78	8
1978-79	2
1979-80	3
1980-81	3
1981-82	3
1982-83	11
1983-84	3
1984-85	3
1985-86	1
1986-87	4
1987-88	2
1988-89	2
1989-90	2
1990-91	2

1991-92	4
1992-93	3
1993-94	1
1994-95	5
1995-96	6
1996-97	3
1997-98	4
1998-99	2
1999-2000	6
2000-2001	5
2001-2002	7
2002-2003	3
2003-2004	2
2004-2005	5
2005-2006	7
2006-2007	3
2007-2008	3
2008-2009	2
2009-2010	4
2010-2011	4
2011-2012	4
2012-2013	2
2013-2014	2
2014-2015	2
2015-16	3

Road Losing Streaks

1967-68	16
1968-69	7
1969-70	13
1970-71	7
1971-72	6
1972-73	10
1973-74	8
1974-75	7
1975-76	5
1976-77	6
1977-78	11
1978-79	7
1979-80	5
1980-81	5
1981-82	6
1982-83	14
1983-84	9
1984-85	5
1985-86	6
1986-87	5
1987-88	6
1988-89	9
1989-90	3
1990-91	5
1991-92	9
1992-93	7
1993-94	3
1994-95	4
1995-96	4
1996-97	8
1997-98	5
1998-99	3
1999-00	9
2000-01	4
2001-02	8
2002-03	4
2003-04	3
2004-05	5
2005-06	4
2006-07	2
2007-08	3
2008-09	5
2009-10	5
2010-11	4
2011-12	5
2012-13	7
2013-14	3
2014-15	3
2015-16	4

Regular Season Record vs. Opponents

Team	Total	Home	Road	Neut.	Team	Total	Home	Road	Neut.
Atlanta	74-74	54-21	20-53	0-0	Milwaukee	55-66	37-23	17-40	1-3
<i>St. Louis</i>	1-7	1-2	0-4	0-0	Minnesota	69-39	38-15	30-24	1-0
Atlanta	73-67	53-19	20-49	0-0	New Orleans	28-23	17-9	11-14	0-0
Boston	49-88	29-38	19-43	1-7	<i>New Orleans</i>	26-17	16-6	10-11	0-0
Brooklyn	58-30	32-10	27-17	0-0	<i>N.O./Okla. City</i>	2-6	1-3	1-3	0-0
<i>New Jersey</i>	53-27	29-10	24-17	0-0	New York	67-70	40-28	26-41	1-1
<i>Brooklyn</i>	5-3	3-1	3-2	0-0	Oklahoma City	103-106	64-38	35-64	4-4
Charlotte	39-14	23-4	16-10	0-0	<i>Seattle</i>	87-93	54-34	29-55	4-4
Chicago	64-68	41-21	22-43	1-4	<i>Oklahoma City</i>	16-13	10-4	6-9	0-0
Cleveland	82-43	49-13	33-29	0-1	Orlando	28-27	17-10	11-17	0-0
Dallas	86-81	48-35	37-46	1-0	Philadelphia	69-68	42-25	23-41	3-3
Denver	90-85	55-33	35-52	0-0	Phoenix	95-107	59-42	35-65	1-0
Detroit	65-69	47-18	18-46	1-4	Portland	103-83	59-33	42-50	2-0
Golden State	118-88	62-40	53-45	3-3	Sacramento	123-88	76-30	46-56	1-2
<i>San Francisco</i>	12-15	6-8	4-6	2-1	<i>Cincinnati</i>	13-14	8-5	4-7	1-2
<i>Golden State</i>	106-73	56-32	49-39	1-2	<i>Kansas City</i>	28-32	19-11	9-21	0-0
Indiana	52-35	31-13	21-22	0-0	<i>Sacramento</i>	81-42	49-14	32-28	0-0
L.A. Clippers	116-73	65-26	47-46	4-1	San Antonio	82-103	54-39	28-64	0-0
<i>Buffalo</i>	22-15	10-5	8-9	4-1	Toronto	24-17	18-3	7-13	0-0
<i>San Diego</i>	13-12	7-5	6-7	0-0	Utah	89-101	58-37	31-63	0-1
<i>Los Angeles</i>	81-46	48-16	33-30	0-0	<i>New Orleans</i>	14-12	7-6	7-6	0-0
L.A. Lakers	75-134	42-59	32-74	1-1	<i>Utah</i>	72-88	49-31	23-56	0-1
Memphis	53-31	33-9	20-22	0-0	Washington	67-78	40-30	25-44	2-4
<i>Vancouver</i>	20-4	11-1	9-3	0-0	<i>Baltimore</i>	6-30	2-13	2-13	2-4
<i>Memphis</i>	33-27	22-8	11-19	0-0	<i>Capital</i>	3-4	3-1	0-3	0-0
Miami	29-29	17-11	12-18	0-0	<i>Washington</i>	36-36	22-14	14-22	0-0

Rockets All-Time Overtime Record

Year	Total	Home	Road	Year	Total	Home	Road
1967-68	1-1	1-1	0-0	1992-93	1-3	1-0	0-3
1968-69	1-3	1-1	0-2	1993-94	2-1	1-0	1-1
1969-70	2-2	1-1	1-1	1994-95	0-1	0-1	0-0
1970-71	1-1	1-0	0-1	1995-96	1-3	1-2	0-1
1971-72	1-1	0-1	1-0	1996-97	4-2	2-2	2-0
1972-73	0-0	0-0	0-0	1997-98	1-4	0-2	1-2
1973-74	1-6	1-1	0-5	1998-99	2-1	1-0	1-1
1974-75	1-3	0-3	1-0	1999-00	2-3	1-1	1-2
1975-76	0-3	0-2	0-1	2000-01	2-2	1-1	1-1
1976-77	4-0	4-0	0-0	2001-02	5-5	3-2	2-3
1977-78	2-0	2-0	0-0	2002-03	4-5	2-1	2-4
1978-79	3-1	2-0	1-1	2003-04	5-2	3-1	2-1
1979-80	5-3	3-1	2-2	2004-05	4-3	2-1	2-2
1980-81	3-2	1-0	2-2	2005-06	2-2	0-1	2-1
1981-82	2-1	1-0	1-1	2006-07	3-3	1-1	2-2
1982-83	1-1	1-1	0-0	2007-08	0-1	0-0	0-1
1983-84	1-2	0-2	1-0	2008-09	2-1	2-0	0-1
1984-85	2-1	1-0	1-1	2009-10	4-3	2-2	2-1
1985-86	1-1	0-0	1-1	2010-11	2-6	2-3	0-3
1986-87	1-2	0-2	1-0	2011-12	3-6	3-3	0-3
1987-88	0-0	0-0	0-0	2012-13	0-4	0-2	0-2
1988-89	3-3	1-1	2-2	2013-14	3-2	3-0	0-2
1989-90	1-4	1-2	0-2	2014-15	5-0	1-0	4-0
1990-91	3-3	2-2	1-1	2015-16	4-2	3-0	1-2
1991-92	3-3	1-1	2-2	Totals	104-112	60-48	44-64

Multiple OT (2OT: 29, 3OT: 3):16-16

Opponents	W-L
Atlanta	4-1
Boston	3-4
Brooklyn	4-2
Charlotte	1-2
Chicago	2-3
Cleveland	3-1
Dallas	7-6
Denver	7-7
Detroit	1-4
Golden State	10-3
Indiana	2-3
L.A. Clippers	6-6
L.A. Lakers	8-11
Memphis	3-1
Miami	3-2
Milwaukee	2-2
Minnesota	4-4
New Orleans	1-3
New York	1-5
Oklahoma City	1-7
Orlando	2-0
Philadelphia	3-5
Phoenix	1-5
Portland	6-9
Sacramento	9-2
San Antonio	4-6
Toronto	2-1
Utah	4-5
Washington	0-2

High Scorers vs. Opponents

	Rockets High Scorer	Opponents High Scorer
Atlanta	45, James Harden (Nov. 2, 2012)	49, Dominique Wilkins (Dec. 12, 1985)
Boston	51, Hakeem Olajuwon (Jan. 18, 1996)	48, Larry Bird (Mar. 17, 1985)
Brooklyn	57, Calvin Murphy (Mar. 18, 1978)	44, Drazen Petrovic (Jan. 24, 1993)
Charlotte	36, James Harden (Dec. 31, 2014) 36, James Harden (Dec. 21, 2015)	43, Stephen Jackson (Jan. 12, 2010)
Chicago	45, Moses Malone (Nov. 13, 1979)	45, Michael Jordan (Jan. 18, 1998)
Cleveland	51, Vernon Maxwell (Jan. 26, 1991)	46, Mike Mitchell (Feb. 8, 1980)
Dallas	48, Tracy McGrady (Dec. 2, 2004)	53, Dirk Nowitzki (Dec. 2, 2004)
Denver	52, Hakeem Olajuwon (Apr. 19, 1990)	54, Alex English (Nov. 19, 1985)
Detroit	54, Elvin Hayes (Nov. 13, 1968)	46, Jerry Stackhouse (Jan. 4, 2001)
Golden State	51, Moses Malone (Mar. 11, 1981)	51, Phil Smith (Dec. 11, 1976) 51, Rick Barry (Jan. 17, 1973)
Indiana	45, James Harden (Jan. 13, 2015)	42, Butch Carter (Nov. 1, 1983)
L.A. Clippers	53, Moses Malone (Feb. 2, 1982)	51, Bob McAdoo (Mar. 18, 1975)
L.A. Lakers	44, Steve Francis (Jan. 7, 2003)	53, Kobe Bryant (Dec. 15, 2006) 53, Kobe Bryant (Mar. 30, 2007)
Memphis	42, Hakeem Olajuwon (Mar. 10, 1996)	38, Jason Williams (Nov. 30, 2001)
Miami	43, Hakeem Olajuwon (Apr. 8, 1989)	45, Dwyane Wade (Dec. 29, 2010)
Milwaukee	42, Tracy McGrady (Dec. 31, 2004)	48, Kareem Abdul-Jabbar (Jan. 25, 1973)
Minnesota	46, Hakeem Olajuwon (Mar. 23, 1996)	51, Corey Brewer (Apr. 11, 2014)
New Orleans	41, Clyde Drexler (Dec. 2, 1995) 41, Tracy McGrady (Mar. 8, 2008)	44, David West (Dec. 29, 2009)
New York	42, Hakeem Olajuwon (Jan. 16, 1993)	45, Carmelo Anthony (Mar. 11, 2014)
Oklahoma City	50, Elvin Hayes (Nov. 20, 1970)	46, Tom Chambers (Jan. 6, 1988)
Orlando	37, Yao Ming (Jan. 25, 2004) 37, Yao Ming (Mar. 11, 2007)	39, Tracy McGrady (Feb. 16, 2002)
Philadelphia	50, James Harden (Nov. 27, 2015)	58, Allen Iverson (Jan. 15, 2002)
Phoenix	45, Moses Malone (Feb. 5, 1982)	47, Gail Goodrich (Mar. 9, 1969)
Portland	49, Moses Malone (Mar. 13, 1982)	51, Geoff Petrie (Jan. 20, 1973) 51, Geoff Petrie (Mar. 16, 1973)
Sacramento	51, James Harden (Apr. 1, 2015)	51, Nate Archibald (Nov. 27, 1972)
San Antonio	47, Hakeem Olajuwon (Jan. 13, 1995)	46, George Gervin (Mar. 30, 1979)
Toronto	40, Yao Ming (Dec. 20, 2004) 40, James Harden (Mar. 6, 2016)	43, Vince Carter (Mar. 5, 2002)
Utah	47, Tracy McGrady (Nov. 1, 2007)	46, Adrian Dantley (Jan. 4, 1984)

Rockets Miscellaneous Records

Season Records

Best Seasons: 58-24 (1993-94); 57-25 (1996-97); 56-26 (2014-15); 55-27 (1992-93); 55-27 (2007-2008)

Most Consecutive Home Wins: 20 (Oct. 29, 1985 - Jan. 14, 1986)

Most Consecutive Road Wins: 12 (Jan. 4 - Mar. 12, 2008)

Most Playoff Games Season: 23 (1994, won 15)

Worst Season: 14-68 (1982-83)

Most Consecutive Losses: 17 (Jan. 18 - Feb. 19, 1968; San Diego)

Most Consecutive Home Losses: 11 (Mar. 1 - Apr. 16, 1983)

Most Consecutive Road Losses: 16 (Jan. 18 - Mar. 19, 1968; San Diego)

Best Home Record Season: 36-5 (1985-86)

Best Road Record Season: 27-14 (1996-97)

Best Months: 14-0 (November 1993), 13-0 (February 2008), 15-1 (November 1996)

Worst Home Record Season: 8-33 (1967-68)

Worst Road Record Season: 5-36 (1982-83)

Worst Months: 0-11 (March 1968), 1-17 (February 1968)

Overtime Games

Most Overtime Games Season: 10 (2001-2002)

Fewest Overtime Games Season: 0 (1972-73; 1987-88)

Most Overtime Wins Season: 5 (1979-80; 2001-2002; 2003-2004; 2014-15)

Most Overtime Losses Season: 6 (1973-74; 2010-2011; 2011-2012)

Most Consecutive Overtime Games: 3 (Nov. 17-20-24, 1976); (Nov. 26-29-Dec. 1, 1999)

Attendance

Largest Regular Season Home Attendance: 747,412 (2014-2015)

Most Regular Season Home Sellouts: 41 (1987-88; 1995-96; 1996-97; 1997-98)

Highest Regular Season Home Attendance Average: 18,230 (2014-2015)

Largest Single-Game Home Attendance: 18,583 (Mar. 27, 2010 vs. L.A. Lakers at Toyota Center)

Largest Home Attendance (including Playoffs): 911,784 (2014-15)

Most Consecutive Sellouts (including Playoffs): 176 (Apr. 23, 1995 - May 15, 1999)

Most Consecutive Regular Season Sellouts: 149 (Apr. 23, 1995 - May 4, 1999)

Best Comebacks

Rockets/Game

23 (1:01 second quarter, 33-56) vs. Portland, Jan. 22, 1977 (Won 110-107)

23 (5:08 second quarter, 26-49) at Atlanta, Mar. 8, 2001 (Won 104-98)

22 (2:45 second quarter, 12-34) at Dallas, Apr. 16, 1989 (down 18 with 1:54 in 3rd; Won 114-112 OT)

21 (11:46 second quarter, 27-48) vs. San Antonio, Mar. 8, 1986 (Won 126-117)

21 (8:45 third quarter, 53-74), at Portland, Feb. 25, 2016 (Won 119-105)

20 (33.4 seconds, second quarter, 51-71) vs. Golden State, Feb. 26, 1992 (Won 118-116)

20 (1:33 second quarter, 28-48) vs. San Antonio, Mar. 17, 2001 (Won 103-99)

20 (2:42 first quarter, 9-29) vs. Boston, Feb. 23, 2002 (Won 99-89)

20 (2:23 second quarter, 27-47) vs. Dallas, Apr. 11, 2002 (Won 98-95 OT)

20 (11:41 third quarter, 39-59) vs. Minnesota, Mar. 15, 2013 (Won 108-100)

20 (10:49 third quarter, 42-62) at Cleveland, Mar. 29, 2016 (Won 106-100)

Rockets/Fourth Quarter

16 (11:24 left, 79-95) at Sacramento, Nov. 12, 1987 (Won 116-114)

15 (8:31 left, 73-88) at Phoenix, Nov. 4, 2001 (Won 103-100)

15 (8:25 left, 61-76) at Denver, Apr. 17, 2006 (Won 86-83)

15 (10:33 left, 63-78) vs. Portland, Nov. 18, 2015 (Won 108-103, OT)

Opponents/Game

26 (7:45 second quarter, 46-20) at Portland, Feb. 15, 1997 (Lost 109-105)

24 (6:02 third quarter, 79-55) vs. Minnesota, Feb. 17, 1992 (Lost 124-122 OT)

23 (10:56 second quarter, 36-13) at San Antonio, Apr. 18, 1999 (Lost 86-83)

21 (4:14 third quarter, 78-57) vs. Phoenix, Dec. 16, 1986 (Lost 106-102)

21 (11:20 second quarter, 36-15) vs. Phoenix, Mar. 15, 2004 (Lost 99-97 OT)

21 (1:19 second quarter, 51-30) at L.A. Lakers, Dec. 15, 2006 (Lost 112-101 2OT)

Opponents/Fourth Quarter

17 (5:51 left, 99-82) at Chicago, Feb. 28, 2009 (Lost 105-102)

16 (11:37 left, 87-71) vs. Phoenix, Dec. 16, 1986 (Lost 106-102)

15 (5:37 left, 93-78) at Minnesota, Mar. 28, 1993 (Lost 101-100)

15 (8:07 left, 78-63) at Utah, Apr. 1, 1999 (Lost 88-87)


15 (10:32 left, 87-72) at Atlanta, Mar. 3, 2015 (Lost 96-104)

History



History of the Rockets

The Rockets franchise entered the NBA as the San Diego Rockets prior to the 1967-68 season, along with the Seattle SuperSonics, as the league expanded to 12 teams. The Rockets received their team name because it kept with San Diego's then-theme of a "city in motion," while reflecting the growth of space-age industries in San Diego. The 1967-68 Rockets compiled a league-worst 15-67 record, but were able to select University of Houston's Elvin Hayes with the first overall pick in the 1968 NBA Draft. As a rookie, Hayes scored an NBA-leading 28.4 points per game, helping the team to a 37-45 record and a playoff berth. The Rockets drafted Rudy Tomjanovich and Calvin Murphy in the 1970 NBA Draft, but were unable to produce a winning record in any of their four seasons in San Diego.



In June 1971, a group named Texas Sports Investments bought the Rockets franchise for \$5.6 million and moved the team to Houston. During their first year in Texas, the Rockets played home games in Houston, San Antonio and Waco. In 1972, Hayes was traded to Baltimore. The 1974-75 Rockets produced the franchise's first season at .500 or better and first playoff series win. The franchise further improved two seasons later with the additions of John Lucas, the top pick in the 1976 NBA Draft, and Moses Malone, who had starred in the ABA the previous two years. The 1976-77 Rockets registered a 49-33 record and won their first division title, as 1977 NBA Coach of the Year Tom Nissalke guided them to the Conference Finals. Houston's record slipped the following season, as the team played most of the year without an injured Tomjanovich. He returned the following season to join Malone and Murphy in the 1979 NBA All-Star Game. That season, Malone averaged 24.8 points and an NBA-leading 17.6 rebounds to

give the Rockets their first-ever NBA MVP. After the 1978-79 Rockets were eliminated in the first round of the playoffs, Del Harris was hired as head coach. In Harris' first season, the Rockets advanced to the Conference Semifinals.

The 1980-81 Rockets qualified for the playoffs in the season's final weekend with a 40-42 record. Malone averaged 27.8 points and an NBA-best 14.8 rebounds, while Murphy set NBA records with 78 consecutive free throws made and a single-season free-throw percentage of .958. Despite their sub-.500 record, the Rockets advanced to their first-ever NBA Finals, losing to Boston but becoming the first team from Houston to play for a championship in basketball, football or baseball. The following season, Hayes returned to replace a retired Tomjanovich, but the Rockets were unable to recapture the post-season magic. Despite Malone winning his second NBA MVP award with averages of 31.1 points and 14.7 rebounds, the 1981-82 Rockets lost in the first round of the playoffs. Malone was then traded to Philadelphia and the 1982-83 Rockets logged a franchise-worst 14-68 record. The Rockets replaced Del Harris with Bill Fitch as head coach at the season's end.

Houston used back-to-back poor seasons to obtain the first overall selection in both the 1983 and 1984 NBA Drafts. The Rockets picked 7-foot-4 Ralph Sampson in 1983 and 7-foot Hakeem Olajuwon from the University of Houston the following year to assemble the tallest frontcourt the league had ever known. Sampson won the NBA Rookie of the Year award in his first season, while Olajuwon finished second in balloting to Michael Jordan a year later. The 1984-85 Rockets compiled a 48-34 record during Sampson's and Olajuwon's first season together, but were eliminated in the first round of the playoffs. The following year, the Rockets rolled to a 51-31 record, won the Midwest Division, and upset the defending NBA Champion L.A. Lakers to advance to the NBA Finals, where the team fell to Boston for the second time in six years.

The 1986-87 Rockets advanced to the Conference Semifinals, as Olajuwon earned his first of three straight All-NBA First-Team selections and Sampson struggled with injuries. The next year Houston traded Sampson and Steve Harris to Golden State for Joe Barry Carroll and Eric "Sleepy" Floyd, marking the first time that two first overall selections had been traded for one another. After the 1987-88 Rockets lost in the first round of the playoffs, Don Chaney replaced Fitch as head coach. During the 1988-89 season, Olajuwon became the first player to collect 200 steals and 200 blocks in the same season. Despite the addition of Otis Thorpe, the 1988-89 Rockets lost in the first round of the playoffs. The following season, a trade for Vernon Maxwell could not prevent another first-round exit. With the addition of Kenny Smith, the 1990-91 Rockets overcame losing Olajuwon to injury for 26 games to finish with a 52-30 record and earn Don Chaney NBA Coach of the Year honors. A first-round exit followed by a 26-26 start to the 1991-92 season cost Chaney his job. Tomjanovich was promoted from assistant coach to interim head coach during the season before being named permanent head coach at the season's end. That offseason, the Rockets added Robert Horry via the 1992 NBA Draft.

Beginning with the 1992-93 season, Olajuwon's All-Star play elevated to an even higher level for a four-year stretch. In 1993, he won the first of consecutive Defensive Player of the Year awards, finished second

History of the Rockets

in MVP voting, and earned the first of consecutive selections to the All-NBA First Team. The 1992-93 Rockets set a franchise record with an NBA season-best 15 consecutive wins and won the Midwest Division with a 55-27 record before losing in the Conference Semifinals.



On July 30, 1993, Leslie Alexander purchased the Rockets. The 1993-94 Rockets opened the year by tying an NBA record with a perfect 15-0 start. Houston went on to set the franchise record for wins with a 58-24 record, claiming the Midwest Division title. Olajuwon averaged 27.3 points, 11.9 rebounds and 3.71 blocked shots to win both the NBA MVP award and the NBA Defensive Player of the Year award. In the Conference Semifinals, two home losses to Phoenix prompted a Houston newspaper to post the headline "Choke City," but the Rockets responded to win the seven-game series and earn the moniker "Clutch City." Houston then defeated Utah in the Conference Finals to advance to the 1994 NBA Finals against the New York Knicks. No team reached 100 points in any game in the Finals and every contest was decided by less than 10 points. The Rockets won the seven-game series to secure the first-ever professional championship for a sports team from Houston. Olajuwon earned the Finals MVP award, becoming the first player to ever win this honor along with both the regular season MVP award and the Defensive Player of the Year award in the same season.

With another NBA Championship in 1995, the Rockets became the fifth franchise in league history to boast back-to-back titles. The Rockets played the role of underdog in their bid to repeat as champions, entering the postseason as the sixth seed in the conference

with a 47-35 record. The Rockets midseason trade of Thorpe reunited Houston native Clyde Drexler with Olajuwon, his former teammate at the University of Houston. The Rockets became the lowest seed ever to win a title and the first team to ever eliminate four teams that had each won 50 or more regular-season games, knocking off Utah, Phoenix, San Antonio and Orlando. The Rockets swept Orlando in the 1995 NBA Finals, as Olajuwon repeated as the NBA Finals MVP.

During the 1995-96 season, Olajuwon became the NBA's all-time blocked shots leader and Tomjanovich became the franchise's all-time winningest coach. In the playoffs, the Rockets were unable to repeat as champions, falling in the Conference Semifinals. Prior to the 1996-97 season, the Rockets acquired Charles Barkley, whose addition propelled Houston to a 57-25 record and the Conference Finals. The 1997-98 Rockets hoped to make one last championship run in Drexler's final season, but Barkley tore a tricep muscle and Houston bowed out in the first round. The next year, the Rockets added Scottie Pippen to fill out the frontcourt of Olajuwon and Barkley. The Rockets notched their 15th consecutive winning season, but lost in the first round of the playoffs. Pippen was then traded to Portland in the offseason.

In the 1999-2000 season, Barkley played his final season and Steve Francis earned NBA Co-Rookie of the Year honors. The following season marked Houston's last year with Olajuwon, who requested a trade at the season's end. One year later, the Rockets found a new center with the first overall pick in the 2002 NBA Draft. Houston selected China's Yao Ming, who became the first-ever, number-one pick to come from an international basketball league. Following the 2002-03 season, Tomjanovich stepped down as head coach with a franchise-record 503 victories in 900 games.

On June 11, 2003, Jeff Van Gundy became the 10th head coach in Rockets history. In Van Gundy's first season, the Rockets moved into their new home Toyota Center, set several defensive records and returned to the playoffs for the first time in five years. On June 29, 2004, Houston acquired Tracy McGrady, in a seven-player deal for the 25-year-old two-time NBA scoring champion. In his inaugural season in Houston, McGrady became the first player in Rockets history to reach 2,000 points, 400 rebounds and 400 assists in a single season. McGrady also became the first-ever Houston player to earn Player-of-the-Week recognition four times in the same campaign. Overall in 2004-05, the tandem of McGrady and Yao helped lead the Rockets to a 51-31 mark and a first-round playoff series with Dallas, where the Mavericks prevailed in a decisive Game Seven at AmericanAirlines Center.

The 2005-06 campaign was highlighted with Houston hosting the 2006 NBA All-Star Game, which marked the second time the contest was played in "Space City." Houston first held the midseason classic in 1989 before a then-record crowd of 44,735 at the Astrodome. McGrady scored a game-high 36 points for the West, while Yao led all players in votes received for a second straight season. The Rockets finished 2005-06 with a 34-48 mark, as McGrady and Yao played in just 31 games together due to injuries suffered by both players.

On April 3, 2006, Alexander named Daryl Morey as the team's Assistant General Manager. The Rockets also acquired Shane Battier from the Memphis Grizzlies. With the addition of Battier along with strong play from

History of the Rockets

Yao and McGrady, the 2006-07 Rockets blasted off to one of their best starts in recent years. Yao was named Western Conference Player of the Month for games played through Nov., becoming the first Rockets player to receive this recognition since Olajuwon. When Yao suffered a small fracture on his right anterior medial tibial plateau vs. the L.A. Clippers on Dec. 23, McGrady helped lead the Rockets to a 20-12 mark with Yao out of the lineup. Houston finished the season with a 52-30 mark, but lost a heartbreaking Game Seven to the Utah Jazz in the opening round of the 2007 NBA Playoffs.

On May 10, 2007, Alexander announced that Morey officially assumed his role as General Manager of the franchise. Morey took over the position from retiring Carroll Dawson, who was honored by Alexander with "Carroll Dawson Tribute Night" on April 16, 2007, where a banner bearing his name was hung from the rafters of Toyota Center in tribute to Dawson's 27 seasons with the Rockets organization. The offseason changes did not stop there, as the team and Van Gundy decided to part ways. Alexander then hired Rick Adelman as head coach. On July 12, 2007, Morey acquired the draft rights to Argentine forward Luis Scola.

In his first season, Adelman led the 2007-08 Rockets to a 55-27 mark. Houston captured 22 victories in a row from 1/29/08 through 3/16/08, which stands as the third-longest winning streak in NBA history. That accomplishment was even more noteworthy since Yao was lost for the remainder of the season after undergoing surgery to repair a stress fracture in his left foot on March 3, 2008. Another highlight during this record-setting season was Alexander honoring Olajuwon for his many contributions to the Rockets organization with the unveiling of a commissioned bronze sculpture in front of Toyota Center during a special ceremony on April 11, 2008. Even without Yao, Houston made the playoffs, but lost its First Round series vs. Utah.

In 2008-09, the Rockets posted a 53-29 mark and advanced past the First Round of the playoffs for the first time since 1997. In the Western Conference Semifinals, Houston took the eventual NBA Champion L.A. Lakers to Game Seven despite being without McGrady (microfracture surgery on left knee) and losing the services of Yao (broken bone in left foot) for the final four games of the series.

Despite playing the entire 2009-10 campaign without Yao (foot surgery), Houston registered a 42-40 mark to become the first team in the past 20 NBA seasons to finish above .500 without an All-Star. It marked just the 26th time in NBA history for a team to finish a season with a winning record and not make the playoffs. Aaron Brooks was named the NBA's Most Improved Player. The Rockets were also involved in a three-team, nine-player trade that brought Kevin Martin to Houston and sent McGrady to New York.

The Rockets secured a 43-39 mark in 2010-11, joining the 1970-71 and 1971-72 Phoenix Suns as the only two teams to miss the playoffs in two straight seasons despite finishing with a winning record in both campaigns. Houston's 2010-11 season also marked one of change, which began with Yao enduring yet another season-ending surgery. Following the season, the Rockets and Adelman mutually agreed to part ways.

Houston would name Hall-of-Famer Kevin McHale as the 12th head coach in team history on June 1, 2011.

Yao, who established himself as one of the top centers in the NBA and a global phenomenon, also announced his retirement from the NBA in his hometown of Shanghai, China on July 20, 2011. In his first campaign with Houston, McHale guided the 2011-12 Rockets to a 34-32 record.

On Oct. 27, 2012, Houston made a blockbuster deal to acquire James Harden from Oklahoma City and sent Martin to the Thunder. Led by the edition of Harden, the Rockets went 45-37 and returned to the playoffs. Harden recorded one of the most dynamic offensive campaigns in Rockets history by setting the team single-season record for free throws made (674) and becoming just the fifth player in club annals to reach 2,000 points in one campaign (2,023). The NBA All-Star Game returned to Houston in 2013, where Harden was selected to his first game. Harden also went on to collect 2012-13 All-NBA Third Team.

The Rockets again made headline on July 13, 2013 by acquiring three-time NBA Defensive Player of the Year Dwight Howard via free agency. The tandem of Harden and Howard helped lead Houston to a 54-28 mark in 2013-14 along with another trip to the playoffs. Both players were named All-Stars with Harden also earning All-NBA First Team honors while Howard was selected to the Second Team.

Heading into the 2014-15 season, Morey continued to hone the supporting cast around Harden and Howard, adding veterans Trevor Ariza and Jason Terry via trades. Those investments paid off immediately, as the team won nine of its first 10 games. Despite Howard only appearing in half the games due to injury, Houston finished the season with a 56-26 mark and its first division title since 1993-94. The Rockets carried that momentum into the postseason, advancing to the Western Conference Finals for the first time since 1995-96. Harden earned All-NBA First Team honors for the second straight season and was runner-up for the MVP award.

Despite a slow start to the 2015-16 season, the Rockets remained vigilant and secured their fourth straight playoff appearance. Houston was led by All-Star guard James Harden who averaged career-highs in scoring (29.0 ppg), rebounding (6.1 rpg) and assists (7.5 apg) while knocking down a team record 236 3-pointers. He became the fourth different player in NBA history to average at least 29.0 points, 7.0 assists and 6.0 assists in a single season. With the hiring of Mike D'Antoni as head coach and the addition of several free agents, including Ryan Anderson and Eric Gordon, the Rockets will look to re-establish themselves as championship contenders in 2016-17.

The 22-Game Winning Streak

January 29-March 16, 2008

PLAYER	G-GS	MIN	FIELD GOALS		3-POINT FG		REBOUNDS							PTS	AVG			
			FG-FGA	PCT	FG-FGA	PCT	FT-FTA	PCT	OFF	DEF	TOT	AST	PF-DQ			STL	TO	BLK
McGrady	21-21	808	178-407	.437	34-107	.318	74-106	.698	16	95	111	130	25-0	23	52	10	464	22.1
Yao	12-12	445	93-176	.528	0-0	—	72-86	.837	35	98	133	24	32-0	4	36	14	258	21.5
Alston	22-22	792	133-313	.425	57-144	.396	23-33	.697	10	84	94	145	44-0	33	44	9	346	15.7
Scola	22-22	581	107-195	.549	0-1	.000	42-63	.667	46	105	151	32	62-0	17	36	7	256	11.6
Battier	22-22	842	81-181	.448	45-113	.398	22-30	.733	34	88	122	54	43-0	13	17	28	229	10.4
Landry	17-0	329	66-108	.611	0-1	.000	36-55	.655	40	48	88	9	40-0	11	10	3	168	9.9
Head	16-1	288	48-102	.471	24-59	.407	18-24	.750	3	28	31	38	20-0	12	10	1	138	8.6
Wells	9-0	177	22-44	.500	1-3	.333	20-32	.625	7	41	48	21	19-0	8	10	4	65	7.2
Jackson	11-0	181	28-71	.394	8-29	.276	6-8	.750	4	27	31	26	17-0	4	14	2	70	6.4
Harris	4-0	53	10-24	.417	0-0	—	4-7	.571	10	11	21	1	4-0	2	2	0	24	6.0
Green	1-0	4	3-3	1.000	0-0	—	0-0	—	2	0	2	0	2-0	0	0	0	6	6.0
Novak	18-0	115	22-48	.458	12-31	.387	1-2	.500	2	13	15	3	9-0	1	1	2	57	3.2
Hayes	19-0	290	25-38	.658	0-0	—	4-4	1.000	19	70	89	22	47-1	13	15	8	54	2.8
Brooks	18-0	147	16-57	.281	7-28	.250	5-8	.625	5	13	18	21	19-0	2	10	1	44	2.4
Mutombo	11-10	195	10-21	.476	0-0	—	5-8	.625	18	48	66	0	15-0	2	3	23	25	2.3
Williams	1-0	6	1-3	.333	0-0	—	1-4	.250	1	0	1	0	3-0	0	1	0	3	3.0
James	4-0	19	2-7	.286	0-2	.000	0-0	—	1	3	4	1	3-0	0	2	0	4	1.0
Jones	4-0	9	2-4	.500	0-0	—	0-0	—	0	1	1	0	3-0	1	1	0	4	1.0
ROCKETS	22	5280	847-1802	.470	188-518	.363	333-470	.709	253	773	1026	527	407-1	146	282	112	2215	100.7
OPPONENTS	22	5280	739-1805	.409	133-353	.377	332-485	.685	242	643	885	408	412-1	165	266	97	1943	88.3

Date	Opponent	Result	Leading Scorer	Date	Opponent	Result	Leading Scorer
Jan. 29	Golden State	W, 111-107	Yao-36	Feb. 24	Chicago	W, 110-97	McGrady-24
Feb. 1	at Indiana	W, 106-103	Landry-22	26	Washington	W, 94-69	Head-18
2	at Milwaukee	W, 91-83	McGrady-33	29	Memphis	W, 116-95	McGrady-25
4	at Minnesota	W, 92-86	McGrady-26	Mar. 2	Denver	W, 103-89	McGrady-22
7	Cleveland	W, 92-77	Yao-22	5	Indiana	W, 117-99	McGrady-25
9	Atlanta	W, 108-89	Yao-28	6	at Dallas	W, 113-98	McGrady-31
11	Portland	W, 95-83	Yao-25	8	New Orleans	W, 106-96	McGrady-41
13	Sacramento	W, 89-87	Yao-25	10	New Jersey	W, 91-73	McGrady-19
19	at Cleveland	W, 93-85	Alston-22	12	at Atlanta	W, 83-75	McGrady-28
21	Miami	W, 112-100	McGrady-23	14	Charlotte	W, 89-80	McGrady-30
22	at New Orleans	W, 100-80	McGrady-34	16	L.A. Lakers	W, 104-92	Alston-31



Rockets All-Time Record

(48 Seasons: 4 Seasons San Diego, 44 Seasons Houston)

San Diego (1967-71)

Years	Coach	W-L	Pct.	Finish	Home	Road	Neut.	Playoffs
1967-68	Jack McMahon	15-67	.183	6th Western	8-33	3-25	4-9	—
1968-69	Jack McMahon	37-45	.451	4th Western	25-16	8-25	4-4	2-4
1969-70	Jack McMahon (9-17) Alex Hannum (18-38)	27-55	.329	7th Western	21-17	4-33	2-5	—
1970-71	Alex Hannum	40-42	.488	3rd Pacific	24-15	15-26	1-1	—

Houston (1971-2015)

Years	Coach	W-L	Pct.	Finish	Home	Road	Neut.	Playoffs
1971-72	Tex Winter	34-48	.415	4th Pacific	15-20	14-23	5-5	—
1972-73	Tex Winter (17-30) John Egan (16-19)	33-49	.402	3rd Central	14-14	10-28	9-7	—
1973-74	John Egan	32-50	.390	3rd Central	18-23	13-25	1-2	—
1974-75	John Egan	41-41	.500	2nd Central	29-12	12-27	0-2	3-5
1975-76	John Egan	40-42	.488	3rd Central	28-13	12-29	0-0	—
1976-77	Tom Nissalke	49-33	.598	1st Central	34-7	15-25	0-1	6-6
1977-78	Tom Nissalke	28-54	.341	6th Central	21-20	7-34	0-0	—
1978-79	Tom Nissalke	47-35	.573	2nd Central	30-11	17-24	0-0	0-2
1979-80	Del Harris	41-41	.500	2nd Central	29-12	12-29	0-0	2-5
1980-81	Del Harris	40-42	.488	2nd Midwest	25-16	15-26	0-0	12-9
1981-82	Del Harris	46-36	.561	2nd Midwest	25-16	21-20	0-0	1-2
1982-83	Del Harris	14-68	.171	6th Midwest	9-32	5-36	0-0	—
1983-84	Bill Fitch	29-53	.354	6th Midwest	21-20	8-32	0-1	—
1984-85	Bill Fitch	48-34	.585	2nd Midwest	29-12	19-22	0-0	2-3
1985-86	Bill Fitch	51-31	.622	1st Midwest	36-5	15-26	0-0	13-7
1986-87	Bill Fitch	42-40	.512	3rd Midwest	25-16	17-24	0-0	5-5
1987-88	Bill Fitch	46-36	.561	4th Midwest	31-10	15-26	0-0	1-3
1988-89	Don Chaney	45-37	.549	2nd Midwest	31-10	14-27	0-0	1-3
1989-90	Don Chaney	41-41	.500	5th Midwest	31-10	10-31	0-0	1-3
1990-91	Don Chaney	52-30	.634	3rd Midwest	31-10	21-20	0-0	0-3
1991-92	Don Chaney (26-26) Rudy Tomjanovich (16-14)	42-40	.512	3rd Midwest	28-13	14-27	0-0	—
1992-93	Rudy Tomjanovich	55-27	.671	1st Midwest	31-9	24-16	0-2	6-6
1993-94	Rudy Tomjanovich	58-24	.707	1st Midwest	35-6	23-18	0-0	15-8
1994-95	Rudy Tomjanovich	47-35	.573	3rd Midwest	25-16	22-19	0-0	15-7
1995-96	Rudy Tomjanovich	48-34	.585	3rd Midwest	27-14	21-20	0-0	3-5
1996-97	Rudy Tomjanovich	57-25	.695	2nd Midwest	30-11	27-14	0-0	9-7
1997-98	Rudy Tomjanovich	41-41	.500	4th Midwest	24-17	16-24	1-0	2-3
1998-99	Rudy Tomjanovich	31-19	.620	3rd Midwest	19-6	12-13	0-0	1-3
1999-00	Rudy Tomjanovich	34-48	.415	6th Midwest	22-19	12-29	0-0	—
2000-01	Rudy Tomjanovich	45-37	.549	5th Midwest	24-17	21-20	0-0	—
2001-02	Rudy Tomjanovich	28-54	.341	5th Midwest	18-23	10-31	0-0	—
2002-03	Rudy Tomjanovich	43-39	.524	5th Midwest	28-13	15-26	0-0	—
2003-04	Jeff Van Gundy	45-37	.549	5th Midwest	27-14	18-23	0-0	1-4
2004-05	Jeff Van Gundy	51-31	.622	3rd Southwest	26-15	25-16	0-0	3-4
2005-06	Jeff Van Gundy	34-48	.415	5th Southwest	15-26	19-22	0-0	—
2006-07	Jeff Van Gundy	52-30	.634	3rd Southwest	28-13	24-17	0-0	3-4
2007-08	Rick Adelman	55-27	.671	3rd Southwest	31-10	24-17	0-0	2-4
2008-09	Rick Adelman	53-29	.646	2nd Southwest	33-8	20-21	0-0	7-6
2009-10	Rick Adelman	42-40	.512	3rd Southwest	23-18	19-22	0-0	—
2010-11	Rick Adelman	43-39	.524	5th Southwest	25-16	18-23	0-0	—
2011-12	Kevin McHale	34-32	.515	4th Southwest	22-11	12-21	0-0	—
2012-13	Kevin McHale	45-37	.549	3rd Southwest	29-12	16-25	0-0	2-4
2013-14	Kevin McHale	54-28	.659	2nd Southwest	33-8	21-20	0-0	2-4
2014-15	Kevin McHale	56-26	.683	1st Southwest	30-11	25-15	1-0	9-8
2015-16	Kevin McHale (4-7) J.B. Bickerstaff (37-34; Interim)	41-41	.500	4th Southwest	23-18	18-23	0-0	1-4
Totals	12 Coaches 3970 Games	2052-1918	.517	5 Div. Titles	1246-714 .636	778-1165 .400	28-39 .418	130-141 .480

Rockets Ownership

Owners	Principal Shareholders	Date Purchased
Breitbart Interests (San Diego, CA)	Robert Breitbart	January 11, 1967
Texas Sports Investments	Billy Goldberg, Wayne Duddleston, Mickey Herskowitz	June 23, 1971
Texas Pro Sports, Inc.	Irvin Kaplan	December 1973
James Talcott, Inc.	NY Investment Company	February 1975
Basketball Venture	Kenneth Schnitzer	February 1976
Maloof Companies (Albuquerque, NM)	George Maloof	May 25, 1979
Thomas Enterprises	Charlie Thomas	June 15, 1982
Rocket Ball, Ltd.	Leslie L. Alexander	July 30, 1993

Rockets Home Attendance

(47 Seasons: 4 Seasons San Diego, 43 Seasons Houston)

San Diego (1967-71)

Years (Venue)	Games	Totals	Average	Playoffs	Largest Crowd	Overall Total	Average
1967-68 (SD Sports Arena)	41	188,865	4,067	—	10,269	188,865	4,067
1968-69 (SD Sports Arena)	41	248,217	6,054	3-31,755	14,280	279,972	6,363
1969-70 (SD Sports Arena)	38	232,684	6,128	—	13,643	232,684	6,128
1970-71 (SD Sports Arena)	39	264,206	6,774	—	11,639	264,206	6,774
Totals	159	933,972	5,874	3-31,755	14,280	965,727	5,961

Houston (1971-2015)

Years (Venue)	Games	Totals	Average	Playoffs	Largest Crowd	Overall Total	Average
1971-72 (Hofheinz)	41	203,599	4,966	—	10,218	203,599	4,966
1972-73 (Hofheinz)	41	189,773	4,629	—	10,146	189,773	4,629
1973-74 (Hofheinz)	41	158,059	3,855	—	8,253	158,059	3,855
1974-75 (Hofheinz)	41	187,457	4,572	4-40,872	10,518	228,329	5,074
1975-76 (The Summit)	41	261,418	6,376	—	12,586	261,418	6,376
1976-77 (The Summit)	41	347,920	8,486	6-93,838	16,012	441,758	9,399
1977-78 (The Summit)	41	384,905	9,388	—	15,556	384,905	9,388
1978-79 (The Summit)	41	434,400	10,595	1-14,405	15,676	448,805	10,686
1979-80 (The Summit)	41	413,572	10,087	4-57,479	15,676	471,051	10,468
1980-81 (The Summit)	41	385,354	9,399	9-145,089	16,121	530,443	10,609
1981-82 (The Summit)	41	480,128	11,710	1-16,121	16,121	496,249	11,815
1982-83 (The Summit)	41	307,131	7,491	—	15,816	307,131	7,491
1983-84 (The Summit)	41	435,852	10,631	—	16,016	435,852	10,631
1984-85 (The Summit)	41	569,018	13,878	3-43,340	16,016	612,358	13,917
1985-86 (The Summit)	41	604,644	14,747	10-158,677	16,016	763,321	14,967
1986-87 (The Summit)	41	660,175	16,102	5-81,395	16,279	741,570	16,121
1987-88 (The Summit)	41	681,051	16,611	2-33,222	16,611	714,273	16,611
1988-89 (The Summit)	41	680,728	16,603	2-33,222	16,611	713,950	16,604
1989-90 (The Summit)	41	649,697	15,846	2-33,222	16,611	682,919	15,882
1990-91 (The Summit)	41	613,230	14,957	1-16,611	16,611	629,841	15,582
1991-92 (The Summit)	41	592,790	14,458	—	16,611	592,790	14,458
1992-93 (The Summit)	41	554,210	13,517	6-99,666	16,611	653,876	13,912
1993-94 (The Summit)	41	615,224	15,005	13-213,520	16,611	828,744	15,347
1994-95 (The Summit)	41	653,389	15,936	10-166,110	16,611	819,499	16,069
1995-96 (The Summit)	41	667,685	16,285	4-65,140	16,285	732,825	16,285
1996-97 (The Summit)	41	667,685	16,285	9-146,565	16,285	814,250	16,285
1997-98 (Compaq Center*)	41	667,685	16,285	2-32,570	16,285	700,255	16,285
1998-99 (Compaq Center*)	25	407,125	16,285	2-32,570	16,285	439,695	16,285
1999-00 (Compaq Center*)	41	624,594	15,234	—	16,285	624,594	15,234
2000-01 (Compaq Center*)	41	518,555	12,648	—	16,285	518,555	12,648
2001-02 (Compaq Center*)	41	481,227	11,737	—	16,285	481,227	11,737
2002-03 (Compaq Center*)	41	565,166	13,785	—	16,285	565,166	13,785
2003-04 (Toyota Center)	41	640,794	15,629	2-36,445	18,332	677,239	15,750
2004-05 (Toyota Center)	41	663,444	16,182	3-54,625	18,292	718,069	16,320
2005-06 (Toyota Center)	41	636,110	15,515	—	18,291	636,110	15,515
2006-07 (Toyota Center)	41	678,362	16,545	4-73,022	18,392	751,384	16,697
2007-08 (Toyota Center)	41	718,524	17,525	3-54,640	18,525	773,164	15,572
2008-09 (Toyota Center)	41	717,669	17,504	6-110,327	18,557	827,996	17,617
2009-10 (Toyota Center)	41	677,658	16,528	—	18,583	677,658	16,528
2010-11 (Toyota Center)	41	663,839	16,191	—	18,412	663,839	16,191
2011-12 (Toyota Center)	33	506,994	15,363	—	18,391	506,994	15,363
2012-13 (Toyota Center)	41	683,564	16,672	3-54,601	18,460	738,165	16,776
2013-14 (Toyota Center)	41	743,082	18,124	3-54,801	18,124	797,883	18,134
2014-15 (Toyota Center)	41	747,412	18,230	9-164,372	18,456	911,784	18,236
2015-16 (Toyota Center)	41	737,244	17,982	2-36,400	18,462	773,644	17,992
Totals	1,821	24,488,142	13,448	131-2,162,867	18,583	26,651,009	13,653


*The Summit changed its name to Compaq Center following the 1996-97 season.



Clyde Drexler

Born: June 22, 1962
Hometown: New Orleans, Louisiana
High School: Sterling (Houston)
College: Houston '83

#22



- Drafted by Portland, 1st Round, 14th overall pick in 1983 NBA Draft
- 10-Time NBA All-Star (1986, 1988-94, 1996-97)
- All-NBA First Team (1992), Second Team (1988, 1991), Third Team (1990, 1995)
- Member of the 1995 NBA Champion Houston Rockets
- Member of the gold-medal-winning 1992 United States Olympic Team
- Inducted into Basketball Hall of Fame in 2004
- Selected to the NBA's 50th Anniversary All-Time Team
- Retired as a player after the 1997-98 season; Number (22) was retired on Feb. 3, 2000

Houston's native son, Clyde Drexler, originally gained fame with Hakeem Olajuwon on "Phi Slama Jama" at the University of Houston. Over a decade later, "The Glide" returned to his hometown to team up with "The Dream" to deliver the Rockets second consecutive NBA Championship.

On Feb. 14, 1995, Drexler was traded to Houston with Tracy Murray for Otis Thorpe and the rights to Marcelo Nicola on Feb. 14, 1995. In 35 regular season games with Houston during the 1994-95 season, Drexler averaged 21.4 points on .506 shooting with 7.0 rebounds. Drexler's value soared higher for the Rockets in the 1995 NBA Playoffs, when he served as the Rockets second-leading scorer during their second consecutive championship run. Drexler averaged 20.5 points, 7.0 rebounds and 5.0 assists in 22 playoff games for Houston, as the Rockets became the first-ever sixth seed to win an NBA title. In Houston's 1995 NBA Finals sweep of Shaquille O'Neal and the Orlando Magic, Drexler posted averages of 21.5 points, 9.5 rebounds and 6.8 assists.

Following the Rockets championship run of 1995, Drexler signed a contract extension to play with Houston for three more seasons. He became the 24th player in NBA history to register 20,000 career points on Nov. 24, 1996, at the L.A. Lakers. That same season he earned selection to the NBA's 50th Anniversary All-Time Team during the 1997 NBA All-Star Weekend. On Feb. 16, 1998, Drexler joined John Havlicek and Oscar Robertson as the only players in NBA history to collect 20,000 points, 6,000 rebounds and 6,000 assists in a career. In his final season with the Rockets, Drexler teamed with Houston Comets guard Cynthia Cooper to win the first-ever All-Star 2ball competition during the 1998 All-Star Weekend.

In 219 games with the Rockets, Drexler averaged 19.0 points, 6.1 rebounds, 5.4 assists and 1.88 steals. In Rockets history, his scoring average ranks tied for ninth all-time, his 363 3-pointers rank 11th and his 1,072 3-pointers attempted rank 10th. Drexler will best be remembered for his playoff performances with the Rockets, as he averaged 18.6 points, 6.5 rebounds and 4.9 assists in 51 playoff games with Houston. In Rockets playoff history, he stands tied for second in 3-pointers attempted, third in 3-pointers made, third in free throws made and attempted, sixth in scoring average, fourth in steals, fourth in assists, fourth in points, fifth in field

goals made and attempted, seventh in rebounds, and ninth in blocks. Drexler teamed with Olajuwon to become the third teammate duo in NBA playoff history to each reach 40 points in the same game when he scored 41 points in Game Four of the 1995 Western Conference First Round vs. Utah.

After leading the Rockets in scoring during the 1997-98 season, Drexler retired from the NBA with career averages of 20.4 points, 6.1 rebounds, 5.6 assists and 2.03 steals in 15 seasons with Portland and Houston. He ranks 28th in NBA history with 22,195 career points and seventh with 2,207 career steals. Before being traded to Houston, Drexler played for 11-and-a-half seasons in Portland, leaving as the Blazers all-time leader in games played, minutes played, scoring, field goals made and attempted, free throws made and attempted, total rebounds, offensive rebounds and steals. He was named to the All-NBA First Team in 1992 and played on the gold-medal-winning "Dream Team" in the Olympics following that season. He received both All-NBA Second-Team (1988, 1991) and Third-Team (1990, 1995) honors twice. He was also named to the Rockets 1990s All-Decade Team. The 10-time NBA All-Star collected 25 career triple-doubles, with his last seven coming with the Rockets. Drexler participated in the playoffs in every year he played, placing him among the all-time NBA leaders in postseasons played. He reached the NBA Finals three times, as his Blazers lost to Detroit in 1990 and Chicago in 1992 before he won with the Rockets. His NBA Finals scoring average of 24.5 points per game ranks 11th in NBA history. He ranks 24th among all-time NBA career playoff scorers with 2,963 points.

Prior to entering the NBA, Drexler averaged 14.4 points and 9.9 rebounds per game in three seasons at the University of Houston. He teamed with Olajuwon and Larry Micheaux to form the "Phi Slama Jama" frontcourt that led the Cougars to the NCAA Final Four in 1982 and 1983. Drexler finished as Houston's all-time leader in steals with 268 career thefts. He had his #22 retired by the University of Houston along with Olajuwon's #34 in February 1997. Following his NBA career, Drexler served as the head coach at the University of Houston, as an assistant coach for the Denver Nuggets and currently serves as a broadcaster for the Rockets.

Rockets Retired Numbers

Drexler's Career Highlights

NBA Career Rankings:

7th Steals; 30th Points

NBA Season Rankings:

Steals Per Game: 3rd 1985-86; 5th (3) 1986-87, 1987-88, 1988-89; 8th 1984-85; 10th 1997-98

Scoring Average: 4th (2) 1988-89, 1991-92; 6th 1987-88

Rockets Career Rankings:

1st Steals Average; T-8th Assist Average; T-9th Scoring Average

Drexler's Career Statistics

UNIVERSITY OF HOUSTON STATISTICS

YEAR	G	FG-FGA	PCT	FT-FTA	PCT	REB	AVG	PTS	AVG
1980-81	30	153-303	.505	50-85	.588	314	10.5	356	11.9
1981-82	32	206-362	.569	73-120	.608	336	10.5	485	15.2
1982-83	34	236-440	.536	70-95	.737	298	8.8	542	15.9
TOTALS	96	595-1105	.538	193-300	.643	948	9.9	1383	14.4

NBA REGULAR SEASON STATISTICS

YEAR	G-S	MIN	FGM-A	PCT	3FGM-A	PCT	FTM-A	PCT	REBOUNDS		PF-D	ST	TO	BLK	TP	AVG	
									OFF-DEF-TOT	AVG							
1983-84 (POR)	82-3	1408	252-559	.451	1-4	.250	123-169	.728	112-123-235	2.9	153	209-2	107	123	29	628	7.7
1984-85 (POR)	80-43	2555	573-1161	.494	8-37	.216	223-294	.759	217-259-476	6.0	441	265-3	177	223	68	1377	17.2
1985-86 (POR)	75-58	2576	542-1142	.475	12-60	.200	293-381	.769	171-250-421	5.6	600	270-8	197	282	46	1389	18.5
1986-87 (POR)	82-82	3114	707-1408	.502	11-47	.234	357-470	.760	227-291-518	6.3	566	281-7	204	253	71	1782	21.7
1987-88 (POR)	81-80	3060	849-1679	.506	11-52	.212	476-587	.811	261-272-533	6.6	467	250-2	203	236	52	2185	27.0
1988-89 (POR)	78-78	3064	829-1672	.496	27-104	.260	438-548	.799	289-326-615	7.9	450	269-2	173	250	54	2123	27.2
1989-90 (POR)	73-73	2683	670-1357	.494	30-106	.283	333-430	.774	208-299-507	6.9	432	222-1	145	191	51	1703	23.3
1990-91 (POR)	82-82	2852	645-1338	.482	61-191	.319	416-524	.794	212-334-546	6.7	493	226-2	144	232	60	1767	21.5
1991-92 (POR)	76-76	2751	694-1476	.470	114-338	.337	401-505	.794	166-334-500	6.6	512	229-2	138	240	70	1903	25.0
1992-93 (POR)	49-49	1671	350-816	.429	31-133	.233	245-292	.839	126-183-309	6.3	278	159-1	95	115	37	976	19.9
1993-94 (POR)	68-68	2334	473-1105	.428	71-219	.324	286-368	.777	154-291-445	6.5	333	202-2	98	167	34	1303	19.2
1994-95 (POR)	41-41	1428	305-712	.428	87-240	.363	207-248	.835	85-150-234	5.7	208	117-0	74	97	22	904	22.0
1994-95 (HOU)	35-34	1300	266-526	.506	60-168	.357	157-194	.809	68-178-246	7.0	154	89-1	62	89	23	749	21.4
1995-96 (HOU)	52-51	1997	331-764	.433	78-235	.332	265-338	.784	97-276-373	7.2	302	153-0	105	134	24	1005	19.3
1996-97 (HOU)	62-62	2271	397-899	.442	119-335	.355	201-268	.750	118-255-373	6.0	354	151-0	119	156	36	1114	18.0
1997-98 (HOU)	70-70	2473	452-1059	.427	106-334	.317	277-346	.801	105-241-346	4.9	382	193-0	126	189	42	1287	18.4
ROCKETS	219-217	8041	1446-3248	.445	363-1072	.339	900-1146	.785	388-950-1338	6.1	1192	586-1	412	568	125	4155	19.0
TOTALS	1086-950	37537	8335-17673	.472	827-2603	.318	4698-5962	.788	2615-4062-6677	6.1	6125	3285-33	2207	2977	719	22195	20.4

NBA PLAYOFF STATISTICS

YEAR	G	MIN	FGM-A	PCT	3FGM-A	PCT	FTM-A	PCT	REBOUNDS		PF-D	ST	TO	BLK	TP	AVG	
									OFF-DEF-TOT	AVG							
1983-84 (POR)	5-0	85	15-35	.429	0-1	.000	6-7	.857	7-10-17	3.4	8	11-0	5	7	1	36	7.2
1984-85 (POR)	9-9	339	55-134	.410	2-7	.286	38-45	.844	27-28-55	6.1	83	37-0	23	29	9	150	16.7
1985-86 (POR)	4-4	145	26-57	.456	2-5	.400	18-23	.783	9-16-25	6.3	26	19-1	6	19	3	72	18.0
1986-87 (POR)	4-4	153	36-79	.456	1-4	.250	23-29	.793	16-14-30	7.5	15	16-1	7	6	3	96	24.0
1987-88 (POR)	4-4	170	32-83	.386	3-6	.500	21-29	.724	12-16-28	7.0	21	14-0	12	12	2	88	22.0
1988-89 (POR)	3-3	128	35-71	.493	0-2	.000	13-17	.765	13-7-20	6.7	25	11-0	6	12	2	83	27.7
1989-90 (POR)	21-21	853	172-390	.441	9-41	.220	96-124	.774	63-88-151	7.2	150	72-2	53	67	18	449	21.4
1990-91 (POR)	16-16	633	128-269	.476	15-56	.268	76-98	.776	40-89-129	8.1	129	56-0	34	61	16	347	21.7
1991-92 (POR)	21-21	847	198-425	.466	19-81	.235	138-171	.806	60-95-155	7.4	147	77-2	31	58	20	553	26.3
1992-93 (POR)	3-3	116	18-43	.419	5-12	.417	16-20	.800	8-11-19	6.3	14	9-0	5	3	3	57	19.0
1993-94 (POR)	4-4	157	31-73	.425	3-13	.231	19-23	.826	10-31-41	10.3	22	7-0	8	9	2	84	21.0
1994-95 (HOU)	22-22	849	155-322	.481	30-99	.303	110-140	.786	45-109-154	7.0	111	68-1	33	45	15	450	20.5
1995-96 (HOU)	8-8	292	49-118	.415	9-34	.265	26-34	.765	15-47-62	7.8	40	22-0	21	20	4	133	16.6
1996-97 (HOU)	16-16	623	105-241	.436	38-102	.373	42-54	.778	25-64-89	5.6	77	52-0	26	36	7	290	18.1
1997-98 (HOU)	5-5	182	21-68	.309	5-26	.192	28-37	.757	9-18-27	5.4	23	15-0	8	13	3	75	15.0
ROCKETS	51-51	1946	330-749	.441	82-261	.314	206-265	.777	94-238-332	6.5	251	157-1	88	114	29	948	18.6
TOTALS	145-140	5572	1076-2408	.447	141-489	.288	670-851	.787	359-643-1002	6.9	891	486-7	278	397	108	2963	20.4

Bold and underlined indicates Rockets statistical leader.


Moses Malone

March 23, 1955 - September 13, 2015

Hometown: Petersburg, Virginia

High School: Petersburg

#24



- Drafted by Portland in the 1976 ABA Dispersal Draft
- NBA MVP (1979, 1982, 1983)
- All-NBA First Team (1979, 1982-83, 1985), Second Team (1980-81, 1984, 1987)
- NBA All-Defensive First Team (1983), Second Team (1979)
- 12-Time NBA All-Star (1978-89)
- Holds NBA career record for most offensive rebounds
- Selected to the NBA's 50th Anniversary All-Time Team
- Inducted into Basketball Hall of Fame in 2001
- Retired as a player prior to the 1995-96 season; Number (24) was retired on April 19, 1998

The fifth-leading rebounder and eighth-leading scorer in NBA history, Moses Malone is a legend that not only made a big impact on the game of basketball, but left a lasting impression with the City of Houston. A two-time NBAMVP in Houston, Malone averaged 24.0 points and a franchise-record 15.0 rebounds in six seasons with the Rockets. Malone also set the franchise single-season record for points in 1982 and rebounds in 1979. Malone was honored for his accomplishments in 2001 with his induction into the Naismith Basketball Hall of Fame.

"When you look back over the 25 years that I played, the game did me good," Malone said following his selection to the Hall of Fame. "The opportunity to be an All-Star for so many years, to be one of the 50 greatest players and then to get the call to be in the Hall of Fame."

After being named Parade High School Player of the Year in Petersburg, Virginia, Malone bypassed college and went directly into the American Basketball Association (ABA), playing with the Utah Stars and the St. Louis Spirits from 1974-76. Malone found himself on the Buffalo Braves roster when the ABA merged with the NBA in 1976. However, Malone only played two games with the Braves before he was sent to the Rockets on Oct. 24, 1976, in exchange for two first-round draft picks. During his first NBA season, Malone averaged 13.2 points and 13.1 rebounds, leading the league in offensive rebounds.

During the 1978-79 season, Malone won his first of three NBA MVP awards by averaging 24.8 points and a league-best 17.6 rebounds per game. The 1978-79 season also marked the first of four consecutive years in which Malone led Houston in points, rebounds and blocked shots.

Malone and his Rockets teammates made history together during the 1980-81 season as the second team ever to win a conference championship and reach the NBA Finals with a losing record. Despite Malone averaging 27.8 points and 14.8 rebounds per game in the 1980-81 season, most people didn't expect the Rockets to get past the first round with a 40-42 regular season record. However, the Rockets upset the reigning NBA Champion Lakers in the first round. Despite the Rockets inspired play in the playoffs, they fell to Larry Bird and the Celtics in the 1981 NBA Finals.

Malone averaged 31.1 points and a league-leading 14.7 rebounds en route to his second MVP award in the 1981-82 season. During that season, he set Rockets records with 13 consecutive 30-point games and three consecutive 40-point games.

On Sept. 15, 1982, Malone was traded to the Philadelphia 76ers in exchange for Caldwell Jones and their 1983 first-round draft pick. Malone claimed MVP honors for the regular season and the NBA Finals in his first season with the 76ers, teaming with Julius Erving to win the NBA title for Philadelphia.

After leaving Houston, Malone played 13 more seasons, including stints with Philadelphia, Washington, Atlanta, Milwaukee and San Antonio. He retired in 1995 with 29,580 points and 17,834 rebounds in 1,455 ABA and NBA games, ranking seventh all-time in major league points and third all-time in rebounds.

A 12-time NBA All-Star, Malone led the NBA in rebounding six times and averaged more than 20 points per game for 11 consecutive seasons. A three-time NBA MVP, Malone was named to the All-NBA First Team four times and the All-NBA Second Team four times. He was named NBA All-Defensive First Team once and All-Defensive Second Team once. Malone earned selection to the NBA's 50th Anniversary All-Time Team during the 1997 NBA All-Star Weekend. He was also named to the Rockets 1970s All-Decade Team in 2012. During his 19-year NBA career, Malone scored 27,409 points and grabbed 16,212 rebounds. In 1,329 regular season games, he averaged 20.6 points and 12.2 rebounds. In 94 playoff games, he averaged 22.1 points and 13.8 boards.

Malone holds a number of NBA records, including the career record for most offensive rebounds (6,731); single-season record for most offensive rebounds (587); single-game record for most offensive rebounds (21). He also ranks second all-time for most free throws made (8,531); fourth most free throws attempted (11,090); sixth most defensive rebounds (9,481); 10th most games played (1,329); and 13th most minutes played (45,071). He also holds the single-game record for most offensive rebounds in the playoffs (15).

Rockets Retired Numbers

Malone's Career Highlights

NBA Career Rankings:

1st Offensive Rebounds; 2nd Free Throws Made; 4th Free Throws Attempted; 5th Total Rebounds; 6th Defensive Rebounds; 8th Points

NBA Season Rankings:

Scoring Average: 2nd (2) 1980-81, 1981-82; 4th (3) 1978-79, 1979-80, 1982-83; 7th 1985-86; 9th (2) 1984-85, 1986-87
Rebounding Average: Led NBA (6) 1978-79, 1980-81, 1981-82, 1982-83, 1983-84, 1984-85; 2nd (2) 1977-78, 1979-80; 3rd 1976-77;

4th (2) 1985-86, 1988-89; 8th 1986-87; 9th (2) 1986-87, 1989-90

Blocked Shots: 7th 1976-77; 10th 1982-83

Rockets Career Rankings:

1st Rebounding Average; 2nd Scoring Average; 2nd Free Throws Attempted; 3rd Blocked Shots; 3rd Rebounds; 3rd Free Throws Made; 5th Points; 5th Field Goals Made; 7th Minutes

Malone's Career Statistics

ABA REGULAR SEASON STATISTICS

YEAR	G-S	MIN	FGM-A	PCT	3FGM-A	PCT	FTM-A	PCT	REBOUNDS OFF-DEF-TOT	REB AVG	AST	PF-D	ST	TO	BLK	TP	AVG
1974-75 (UTA)	83	3205	591-1034	.572	0-1	.000	375-591	.635	1209	14.6	82	-	-	-	-	1557	18.8
1975-76 (STL)	43	1168	251-488	.514	0-2	.000	112-183	.612	413	9.6	58	-	-	-	-	614	14.3
TOTALS	126	4373	842-1522	.553	0-3	.000	487-774	.629	1622	12.9	140	-	-	-	-	2171	17.2

NBA REGULAR SEASON STATISTICS

YEAR	G-S	MIN	FGM-A	PCT	3FGM-A	PCT	FTM-A	PCT	REBOUNDS OFF-DEF-TOT	REB AVG	AST	PF-D	ST	TO	BLK	TP	AVG
1976-77 (BUF-HOU)	82-70	2506	389-810	.480	-	-	305-440	.693	437-635-1072	13.1	89	275-3	67	-	181	1083	13.2
1977-78 (HOU)	59-59	2107	413-828	.499	-	-	318-443	.718	380-508-886	15.0	31	179-2	48	220	76	1144	19.4
1978-79 (HOU)	82-82	3390	716-1325	.540	-	-	599-811	.739	587-857-1444	17.6	147	223-0	79	326	119	2031	24.8
1979-80 (HOU)	82-82	3140	778-1549	.502	0-6	.000	563-783	.719	573-817-1190	14.5	147	210-0	80	300	107	2119	25.8
1980-81 (HOU)	80-80	3245	806-1545	.522	1-3	.333	609-804	.757	474-706-1180	14.8	141	223-0	83	308	150	2222	27.8
1981-82 (HOU)	81-81	3398	945-1822	.519	0-6	.000	630-827	.762	558-830-1188	14.7	142	208-0	76	294	125	2520	31.1
1982-83 (PHI)	78-78	2922	654-1305	.501	0-1	.000	600-788	.761	445-749-1194	15.3	101	206-0	89	264	157	1908	24.5
1983-84 (PHI)	71-71	2613	532-1101	.483	0-4	.000	545-727	.750	352-598-950	13.4	96	188-0	71	250	110	1609	22.7
1984-85 (PHI)	79-79	2957	602-1284	.469	0-2	.000	737-904	.815	385-646-1031	13.1	130	216-0	67	286	123	1941	24.6
1985-86 (PHI)	74-74	2706	571-1246	.458	0-1	.000	617-784	.787	339-533-872	11.8	90	194-0	67	261	71	1759	23.8
1986-87 (WAS)	73-70	2488	595-1311	.454	0-11	.000	570-692	.824	340-484-824	11.3	120	139-0	59	202	92	1760	24.1
1987-88 (WAS)	79-78	2692	531-1090	.487	2-7	.286	543-689	.788	372-512-884	11.2	112	160-0	59	249	72	1607	20.3
1988-89 (ATL)	81-80	2878	538-1096	.491	0-12	.000	561-711	.789	386-570-956	11.8	112	154-0	79	245	100	1637	20.2
1989-90 (ATL)	81-81	2735	517-1077	.480	1-9	.111	493-631	.781	364-448-812	10.0	130	158-0	47	232	84	1528	18.9
1990-91 (ATL)	82-17	1912	280-598	.468	0-9	.000	309-372	.831	271-396-667	8.1	68	134-0	30	137	74	869	10.6
1991-92 (MIL)	82-77	2511	440-929	.474	3-8	.375	396-504	.786	320-424-744	9.1	93	136-0	74	150	64	1279	15.6
1992-93 (MIL)	11-0	104	13-42	.310	-	-	24-31	.774	22-24-46	4.2	7	6-0	1	10	8	50	4.5
1993-94 (PHI)	55-0	618	102-232	.440	0-1	.000	90-117	.769	106-120-226	4.1	34	52-0	11	59	17	294	5.3
1994-95 (SA)	17-0	149	13-35	.371	1-2	.500	22-32	.688	20-26-46	2.7	6	15-0	2	11	3	49	2.9
ROCKETS	464-455	17780	4047-7879	.514	1-15	.067	3024-4108	.736	3009-3950-6959	15.0	697	1317-5	433	1448	758	11119	24.0
NBA	1329-1159	45071	9435-19225	.491	8-80	.100	8531-11090	.769	6731-9481-16212	12.2	1796	3076-0	1089	3804	1733	27409	20.6
ABA/NBA	1455	49444	10277-20750	.495	8-83	.096	9018-11864	.760	7382-10452-17834	12.3	1936	-	1199	4264	1889	29580	20.3

NBA PLAYOFF STATISTICS

YEAR	G-S	MIN	FGM-A	PCT	3FGM-A	PCT	FTM-A	PCT	REBOUNDS OFF-DEF-TOT	REB AVG	AST	PF-D	ST	TO	BLK	TP	AVG
1977 (HOU)	12-12	518	81-162	.500	-	-	63-91	.692	84-119-203	16.9	7	4-0	13	-	21	225	18.8
1979 (HOU)	2-2	78	18-41	.439	-	-	13-18	.722	25-16-41	20.5	2	5-0	1	8	8	49	24.5
1980 (HOU)	7-7	275	74-138	.536	0-1	.000	33-43	.767	42-55-97	13.9	7	18-0	4	22	18	181	25.9
1981 (HOU)	21-21	955	207-432	.479	0-2	.000	148-208	.712	125-180-305	14.5	35	54-0	13	59	34	562	26.8
1982 (HOU)	3-3	136	29-67	.433	-	-	14-15	.933	28-23-51	17.0	10	8-0	2	6	2	72	24.0
1983 (PHI)	13-13	524	126-235	.536	0-1	.000	86-120	.717	70-136-206	15.8	20	40-0	19	40	25	338	26.0
1984 (PHI)	5-5	212	38-83	.458	-	-	31-32	.969	20-49-69	13.8	7	15-0	3	21	11	107	21.4
1985 (PHI)	13-13	505	90-212	.425	0-1	.000	82-103	.796	36-102-138	10.6	24	39-0	17	23	22	262	20.2
1987 (PHI)	3-3	114	21-47	.447	-	-	20-21	.952	15-23-38	12.7	5	5-0	0	8	3	62	20.7
1988 (WAS)	5-5	198	30-65	.462	0-1	.000	33-40	.825	22-34-56	11.2	7	9-0	3	15	4	93	18.6
1989 (WAS)	5-5	197	32-64	.500	1-1	1.000	40-51	.784	27-33-60	12.0	9	5-0	7	11	4	105	21.0
1991 (ATL)	5-0	84	4-20	.200	-	-	13-14	.929	16-15-31	6.2	3	4-0	2	2	1	21	4.2
ROCKETS	45-45	1962	409-840	.487	0-3	.000	271-375	.723	304-393-697	15.5	61	127-0	33	95	81	1089	24.2
TOTALS	94-89	3796	750-1566	.479	0-7	.143	576-756	.762	510-785-1295	13.8	136	244-0	84	215	151	2077	22.1

Bold and underlined indicates Rockets statistical leader.

Calvin Murphy

Born: May 9, 1948
Hometown: Norwalk, Connecticut
High School: Norwalk
College: Niagara '70

#23



- Drafted by Rockets, 2nd Round, 18th overall pick in 1970 NBA Draft
- NBA All-Star (1979)
- NBA All-Rookie Team (1970-71)
- Ranks second in Rockets history in career points
- Recipient of the NBA's J. Walter Kennedy Citizenship Award in 1979
- Holds the NBA's second-highest, single-season free throw percentage .958 (1980-81)
- Inducted into Basketball Hall of Fame in 1993
- Retired as a player prior to the 1983-84 season; Number (23) was retired on March 17, 1984

Calvin Murphy enjoyed one of the greatest moments of his life on May 10, 1993, when he was inducted into the Naismith Basketball Hall of Fame.

"My only dream was that I wanted to start for my high school basketball team, the Norwalk High School Bears," said Murphy, who played his entire 13-year NBA career with the Rockets from 1970-83. "Going to the Hall of Fame was beyond my wildest dreams."

Murphy became the first Hall of Famer to play his entire career with the Rockets, as he averaged 17.9 points and 4.4 assists in 1,002 career games. In 2012, he was named to the Rockets 1970s All-Decade Team. He still ranks seventh on the all-time NBA free throw percentage list at .892. In 1980-81, Murphy posted a free throw percentage of .958 (206-215 FT), which was the NBA single-season record until Jose Calderon of Toronto hit .981 (151-154 FT) from the line in 2008-09. During Murphy's 1980-81 campaign, he also set a then-NBA record by making 78 consecutive free throws from Dec. 27-Feb. 20, which stood for over a decade until Micheal Williams of Minnesota made 84 straight at the end of the 1992-93 season.

The 5-foot-9 Murphy, who scored 17,949 career points, stands with Avery Johnson as the only two players under six feet to play in 1,000 NBA games. Murphy still owns the Rockets career record with 4,402 assists and holds the eighth best field goal percentage (.482) among NBA guards who have scored at least 15,000 points.

Murphy led the NBA in free throw percentage twice (1980-81, 1982-83) and finished among the top five in nine other seasons. Murphy, Ray Allen, Rick Barry, Chauncey Billups, Reggie Miller, Steve Nash and Mark Price are the only players in league history to have shot .900 or better from the line in six or more seasons.

Murphy stands with Hakeem Olajuwon and Kevin Martin as the only Rockets to rank in the NBA top-10 in four statistical categories in one season, as the Rockets guard accomplished this feat during the 1973-74 season. That year, Murphy ranked second in the NBA with 7.4 assists per game, fourth with a field goal percentage of .522, sixth with a free throw percentage of .868 and ninth with 1.94 steals per game. He also finished that season ranked 19th among scoring leaders with 20.4 points per game.

The San Diego Rockets selected Murphy in the second round in 1970 with the 18th overall pick. The former Niagara University star went on to earn NBA All-Rookie First-Team honors (other First-Team members: Pete Maravich, Bob Lanier, Dave Cowens and Geoff Petrie) and finish fourth in the Rookie of the Year balloting.

Murphy's best year came during the 1977-78 season, when he ranked fifth in the NBA with a career-high 25.6 points per game. He reached 30 points 23 times and scored 40 points three times during that year, including the Rockets single-game scoring record of 57 points vs. New Jersey on March 18, 1978. Murphy averaged better than 20 points in five of 13 seasons, including three consecutive years from 1977-80. In a season, he led the Rockets in points twice, assists three times, steals five times and free throw percentage 10 times.

Murphy scored better than 40 points seven times during the regular season in his NBA career – only Olajuwon (32), Elvin Hayes (25), Moses Malone (22) and Tracy McGrady (15) have had more 40-point games in Rockets history.

A 1979 NBA All-Star, Murphy had one of the most brilliant careers in NCAA Division I history. He was a three-time consensus All-American (First Team 1969 and 1970, Second Team 1968). Murphy averaged 33.1 points in 77 games – still the fourth-best average in Division I history (44.2 by Pete Maravich of LSU, 34.6 by Austin Carr of Notre Dame, 33.8 by Oscar Robertson of Cincinnati). His 68 points on Dec. 7, 1968 vs. Syracuse is still the third-best mark against a Division I opponent. Only five players in NCAA history averaged more points in a season than Murphy, who scored 38.2 points per game during the 1967-68 season. He scored 30 or more points in 42 of the 77 games he played for Niagara, reaching 40 points on 19 occasions and 50 points six times.

Murphy averaged double figures in points during every season he played organized basketball, spanning from high school to the NBA. Following his retirement as a player, he has worked with the Rockets organization as an assistant coach, a broadcaster and a community services advisor.

Rockets Retired Numbers

Murphy's Career Highlights

NBA Career Rankings:

8th Free Throw Percentage

NBA Season Rankings:

Free Throw Percentage: Led NBA (2) 1980-81, 1982-83; 2nd (7) 1971-73, 1974-76, 1977-80; 3rd 1976-77; 6th 1973-74; 10th 1970-71

Scoring Average: 5th 1977-78; 11th 1975-76; 20th 1973-74

Assists Per Game: 2nd 1973-74; 3rd 1975-76

Field Goal Percentage: 4th 1973-74

Steals Per Game: 9th 1973-74

Rockets Career Rankings:

1st Assists; 2nd Points, 2nd Games Played, 2nd Minutes Played; 2nd Steals; 2nd Field Goals Made; 2nd Free Throws Made; 3rd Free Throws Attempted; 3rd Free Throw Percentage

Murphy's Career Statistics

NIAGARA STATISTICS

YEAR	G	FG-FGA	PCT	FT-FTA	PCT	REB	AVG	PTS	AVG
1967-68	24	337-772	.437	242-288	.840	118	4.9	916	38.2
1968-69	24	294-700	.420	190-230	.826	87	3.6	778	32.4
1969-70	29	316-692	.457	222-252	.881	103	3.6	854	29.4
TOTALS	77	947-2164	.438	654-770	.847	308	4.0	2548	33.1

NBA REGULAR SEASON STATISTICS

YEAR	G-S	MIN	FGM-A	PCT	3FGM-A	PCT	FTM-A	PCT	REBOUNDS OFF-DEF-TOT	AST AVG	AST	PF-D	ST	TO	BLK	TP	AVG
1970-71 (SD)	82-0	2020	471-1029	.458	-	-	356-434	.820	245	4.0	329	263-4	-	-	-	1298	15.8
1971-72 (HOU)	82-40	2538	571-1255	.455	-	-	349-392	.890	258	4.8	393	298-6	-	-	-	1491	18.2
1972-73 (HOU)	77-13	1697	381-820	.465	-	-	239-269	.888	149	3.8	262	211-3	-	-	-	1001	13.0
1973-74 (HOU)	81-79	2922	671-1285	.522	-	-	310-357	.868	51-137-188	7.4	603	310-8	157	-	4	1652	20.4
1974-75 (HOU)	78-52	2513	557-1152	.484	-	-	341-386	.883	52-121-173	4.9	381	281-8	128	-	4	1455	18.7
1975-76 (HOU)	82-82	2995	675-1369	.493	-	-	372-410	.907	52-157-209	7.3	596	294-3	151	-	6	1722	21.0
1976-77 (HOU)	82-80	2764	596-1216	.490	-	-	272-307	.886	54-118-172	4.7	386	281-6	144	-	8	1464	17.9
1977-78 (HOU)	76-72	2900	852-1737	.491	-	-	245-267	.918	57-107-164	3.4	259	241-4	112	173	3	1949	25.6
1978-79 (HOU)	82-81	2941	707-1424	.496	-	-	246-265	.928	78-95-173	4.3	351	288-5	117	187	6	1660	20.2
1979-80 (HOU)	76-75	2676	624-1267	.493	1-25	.040	271-302	.897	68-82-150	3.9	299	269-3	143	162	9	1520	20.0
1980-81 (HOU)	76-11	2014	528-1074	.492	4-17	.235	206-215	.958	33-54-87	2.9	222	209-0	111	129	6	1286	16.7
1981-82 (HOU)	64-0	1204	277-648	.427	1-16	.063	100-110	.909	20-41-61	2.5	163	142-0	43	82	1	655	10.2
1982-83 (HOU)	64-0	1243	337-754	.447	4-14	.286	138-150	.920	34-40-74	2.5	158	163-3	59	89	4	816	12.8
TOTALS	1002-585	30607	7247-15030	.482	10-72	.139	3445-3864	.892	499-952-2103	4.4	4402	3250-53	1165	822	51	17949	17.9

SINGLE GAME HIGHS

YEAR	MIN	REB	AST	ST	TO	BL	PTS	MIN	REB	AST	STL	TO	BK	PTS
1970-71	48	7	11	-	-	-	36	24.6	3.0	4.0	-	-	-	15.8
1971-72	46	8	12	-	-	-	35	31.0	3.2	4.8	-	-	-	18.2
1972-73	43	7	10	-	-	-	31	22.0	1.9	3.4	-	-	-	13.0
1973-74	51	7	15	9	-	1	39	36.1	2.3	7.4	1.94	-	0.05	20.4
1974-75	46	6	10	6	-	1	45	32.2	2.2	4.9	1.64	-	0.05	18.7
1975-76	48	8	16	6	-	1	40	36.5	2.6	7.3	1.84	-	0.07	21.0
1976-77	46	7	12	7	-	1	34	33.7	2.1	4.7	1.76	-	0.10	17.9
1977-78	48	7	8	5	5	1	57	38.2	2.2	3.4	1.47	2.3	0.04	25.6
1978-79	47	8	11	6	6	1	38	35.9	2.1	4.3	1.43	2.3	0.07	20.2
1979-80	47	6	10	6	7	1	37	35.2	2.0	3.9	1.88	2.1	0.12	20.0
1980-81	40	6	7	5	6	2	42	26.5	1.2	2.9	1.46	1.7	0.08	16.7
1981-82	38	6	7	4	5	1	33	18.8	1.0	2.6	0.67	1.3	0.02	10.2
1982-83	36	5	7	3	6	2	32	22.2	1.2	2.5	0.92	1.4	0.06	12.8
TOTALS	51	8	16	9	7	2	57	30.6	2.1	4.4	1.53	-	-	17.9


NBA PLAYOFF STATISTICS

YEAR	G-S	MIN	FGM-A	PCT	3FGM-A	PCT	FTM-A	PCT	REBOUNDS OFF-DEF-TOT	AST AVG	AST	PF-D	ST	TO	BLK	TP	AVG
1975 (HOU)	8-8	305	72-156	.462	-	-	51-57	.895	9-10-19	5.6	45	36-2	14	-	1	195	24.4
1977 (HOU)	12-12	420	102-213	.479	-	-	28-30	.933	7-12-19	6.3	75	47-1	19	-	2	232	19.3
1979 (HOU)	2-2	73	9-31	.290	-	-	8-9	.889	2-1-3	3.0	6	9-0	8	2	1	26	13.0
1980 (HOU)	7-7	265	58-108	.537	2-4	.500	13-13	1.000	4-6-10	3.7	26	29-1	11	16	0	131	18.7
1981 (HOU)	19-1	540	142-287	.496	2-7	.286	58-60	.967	7-17-24	3.0	57	69-0	26	42	0	344	18.1
1982 (HOU)	3-0	57	5-22	.227	0-3	.000	7-8	.875	2-1-3	1.3	4	7-0	1	4	0	17	5.7
TOTALS	51-30	1660	388-817	.475	4-14	.286	165-177	.932	31-47-78	4.2	213	197-4	79	64	4	945	18.5

Hakeem Olajuwon

Born: January 21, 1963
Hometown: Lagos, Nigeria
High School: Muslims Teachers College (Nigeria)
College: Houston '84

#34



- Drafted by Rockets, 1st Round, 1st overall pick in 1984 NBA Draft
- NBA Most Valuable Player (1994); NBA Finals Most Valuable Player (1994, 1995)
- NBA Defensive Player of the Year (1993, 1994)
- 12-Time NBA All-Star (1985-90, 1992-97)
- Stands as the NBA's all-time blocked shots leader with 3,830 career blocks
- Selected to the NBA's 50th Anniversary All-Time Team
- Inducted into Basketball Hall of Fame in 2008
- Retired as a player after the 2001-2002 season; Number (34) was retired on Nov. 9, 2002

For two decades, Hakeem "The Dream" Olajuwon dedicated himself to winning for the City of Houston. By the end of his career, he had secured his place among the most legendary icons in sports. The NBA's all-time blocked shots leader brought Houston its first major sports championships by leading the Rockets to back-to-back NBA Championships in 1994 and 1995. In 2001, Olajuwon finished his 17-year career with the Rockets as the franchise's all-time leader in 26 regular season and postseason statistical categories.

Rockets Owner Leslie Alexander honored Olajuwon for his many contributions to the Rockets organization with the unveiling of a commissioned bronze sculpture in front of Toyota Center during a special ceremony on April 11, 2008.

Inducted into the Naismith Memorial Basketball Hall of Fame in 2008, Olajuwon also received several honors during his tenure with the Rockets. Upon entering the league, he was named to the NBA All-Rookie Team with Michael Jordan and Charles Barkley in 1985. Over the next 14 years, he was selected to All-NBA First Team six times (1987-89, 1993-94, 1997), Second Team three times (1986, 1990, 1996), and Third Team three times (1991, 1995, 1999). The 12-time All-Star was also chosen for the NBA All-Defensive First Team five times (1987-88, 1990, 1993-94) and Second Team four times (1985, 1991, 1996-97). The Texas Sports Hall of Fame inducted Olajuwon on Jan. 27, 1999.

In NBA history, Olajuwon ranks ninth with 26,946 points, 12th with 13,748 rebounds, eighth with 2,162 steals and first with 3,830 blocked shots. In 1,177 career games with the Rockets, he averaged 22.5 points, 11.4 rebounds, 1.77 steals and 3.18 blocked shots. Overall with Houston, Olajuwon ranks first all-time in years played, games played, points, rebounds, defensive rebounds, offensive rebounds, steals, blocked shots, free throws made and attempted, field goals made and attempted, as well as minutes played. He also stands fourth in Rockets history in scoring average and third in assists.

Olajuwon led the Rockets to the playoffs 14 times, averaging 26.6 points, 11.4 rebounds and 3.34 blocks in 140 career playoff contests. In NBA playoff history, he ranks third in blocks (472), 11th in points (3,755) and ninth in scoring average (25.9). In 1986, Olajuwon and Ralph Sampson led the Rockets to the NBA Finals. In

1994, he averaged 28.9 points and 11.0 rebounds in Houston's trek to its first NBA title. The following year, he posted averages of 33.0 points and 10.3 rebounds as the Rockets won their second consecutive NBA Championship. Olajuwon stands as the team's all-time playoff leader in postseasons played, games played, minutes, points, field goals made and attempted, free throws made and attempted, rebounds, assists, steals and blocks. He also ranks second in postseason scoring average.

During the 1988-89 season, Olajuwon became the first player in NBA history to reach 200 blocks and 200 steals in one year. The following season, he led the NBA with career highs of 14.0 rebounds and 4.59 blocks, standing as one of two rebounding titles and one of three blocked shots crowns. On March 29, 1990 vs. Milwaukee, he recorded a quadruple-double, marking one of 14 career triple-doubles.

In 1994, Olajuwon became the first player in league history to win the NBA MVP, Defensive Player of the Year and NBA Finals MVP in the same season. This also marked his second consecutive Defensive Player of the Year award and the first of two consecutive NBA Finals MVP awards.

Born in Nigeria, Olajuwon earned American citizenship and represented his country as a member of the gold-medal-winning 1996 United States Olympic Team. Selected to the Rockets 30-Year Team in 1998, he was also named to the Rockets All-Decade Teams of the 1980s and 1990s, and was chosen one of the 50 Greatest Players in NBA History on Oct. 29, 1996.

Olajuwon came to Houston in 1980 as a freshman at the University of Houston, teaming with Clyde Drexler and Larry Micheaux to form the "Phi Slama Jama" frontcourt. Olajuwon led the Cougars to the NCAA Final Four in three straight seasons. After topping the NCAA with averages of 13.5 rebounds and 5.6 blocks to earn consensus All-America First-Team honors, Olajuwon was selected by the Rockets with the first overall pick of the 1984 NBA Draft. He was later selected the Southwest Conference Player of the Decade and his #34 was retired by the University of Houston along with Drexler's #22 in Feb. 1997.

Rockets Retired Numbers

Olujuwon's Career Highlights

NBA Career Rankings:

1st Blocked Shots; 5th Defensive Rebounds; 8th Field Goals Made; 8th Steals; 8th Offensive Rebounds; 8th Points; 13th Rebounds

NBA Season Rankings:

Scoring Average: 2nd (2) 1994-95, 1995-95; 3rd 1993-94; 4th 1992-93; 7th 1996-97; 8th 1985-86; 9th 1989-90; 10th (2) 1987-88, 1988-89

Rebounding Average: Led NBA (2) 1988-89, 1989-90; 3rd (2) 1987-88, 1992-93; 4th (2) 1984-85, 1993-94; 5th 1991-92; 6th 1995-96;

7th 1994-95; 8th 1986-87

Blocked Shots Per Game: Led NBA (3) 1989-90, 1990-91, 1992-93; 2nd (4) 1984-85, 1991-92, 1993-94, 1994-95; 3rd (2) 1985-86,

1986-87; 4th (3) 1987-88, 1988-89, 1995-96; 7th 1996-97; 8th 1998-99

Steals Per Game: 6th 1988-89; 8th 1989-90; 9th 1994-95; 10th 1987-88

Field Goal Percentage: 3rd 1998-99; 10th 1993-94

Rockets Career Rankings:

1st Points; 1st Rebounds; 1st Blocked Shots; 1st Steals; 1st Games; 1st Minutes; 1st Field Goals Made; 1st Free Throws Made; 1st Free Throws Attempted; 3rd Assists; 4th Scoring Average

Olujuwon's Career Statistics

UNIVERSITY OF HOUSTON STATISTICS

YEAR	G	FG-FGA	PCT	FT-FTA	PCT	REB	AVG	PTS	AVG
1981-82	29	91-150	.607	58-103	.563	179	6.2	240	8.3
1982-83	34	192-314	.611	88-148	.595	388	11.4	472	13.9
1983-84	37	249-369	.675	122-232	.526	500	13.5	620	16.8
TOTALS	100	532-833	.639	268-483	.555	1067	10.7	1332	13.3

NBA REGULAR SEASON STATISTICS

YEAR	G-S	MIN	FGM-A	PCT	3FGM-A	PCT	FTM-A	PCT	REBOUNDS OFF-DEF-TOT	REB AVG	AST	PF-D	ST	TO	BLK	TP	AVG
1984-85 (HOU)	82-82	2914	677-1258	.538	0-0	0.000	338-551	.613	440-534-974	11.9	111	344-10	99	234	220	1692	20.6
1985-86 (HOU)	68-68	2467	625-1188	.526	0-0	0.000	347-538	.645	333-448-781	11.5	137	271-9	134	195	231	1597	23.5
1986-87 (HOU)	75-75	2760	677-1332	.508	1-5	200	400-570	.702	315-543-858	11.4	220	294-8	140	228	254	1755	23.4
1987-88 (HOU)	79-79	2825	712-1385	.514	0-4	0.000	381-548	.695	302-657-959	12.1	163	324-7	162	243	214	1805	22.8
1988-89 (HOU)	82-82	3024	790-1556	.508	0-10	0.000	454-652	.696	338-767-1105	13.5	149	329-10	213	275	282	2034	24.8
1989-90 (HOU)	82-82	3124	806-1609	.501	1-6	167	382-536	.713	299-850-1149	14.0	234	314-6	174	316	376	1995	24.3
1990-91 (HOU)	56-50	2062	487-959	.508	0-4	0.000	213-277	.769	219-551-770	13.8	131	221-5	121	174	221	1187	21.2
1991-92 (HOU)	70-69	2636	591-1177	.502	0-1	0.000	328-428	.766	246-599-845	12.1	157	263-7	127	187	304	1510	21.6
1992-93 (HOU)	82-82	3242	848-1603	.529	0-8	0.000	444-570	.779	283-785-1068	13.0	291	305-5	150	262	342	2140	26.1
1993-94 (HOU)	80-80	3277	894-1694	.528	8-19	421	388-542	.716	229-726-955	11.9	287	289-4	128	271	297	2184	27.3
1994-95 (HOU)	72-72	2853	798-1545	.517	3-16	188	406-537	.756	172-603-775	10.8	255	250-3	133	237	242	2005	27.8
1995-96 (HOU)	72-72	2797	768-1494	.514	3-14	214	397-548	.724	176-608-784	10.9	257	242-0	113	247	207	1936	26.9
1996-97 (HOU)	78-78	2852	727-1426	.510	5-16	333	351-446	.787	173-543-716	9.2	236	249-3	117	281	173	1810	23.2
1997-98 (HOU)	47-45	1633	306-633	.483	0-3	0.000	160-212	.755	116-344-460	9.8	143	152-0	84	126	96	772	16.4
1998-99 (HOU)	50-50	1784	373-725	.514	4-13	308	195-272	.717	106-372-478	9.6	88	180-3	82	139	123	945	18.9
1999-00 (HOU)	44-28	1049	193-421	.458	0-2	0.000	69-112	.616	65-209-274	6.2	61	86-0	41	73	70	455	10.3
2000-01 (HOU)	58-55	1545	283-568	.498	0-1	0.000	123-198	.621	124-307-431	7.4	72	141-0	70	81	88	689	11.9
2001-02 (TOR)	61-37	1378	194-418	.464	0-2	0.000	47-84	.560	98-268-366	6.0	66	147-0	74	98	90	435	7.1
ROCKETS	1177-1149	42844	10555-20573	.513	25-122	205	5376-7537	.713	3936-9446-13382	11.4	2992	4236-80	2088	3569	3740	26511	22.5
TOTALS	1238-1186	44222	10749-20991	.512	25-124	202	5423-7621	.712	4034-9714-13748	11.1	3058	4383-80	2162	3667	3830	26946	21.8

NBA PLAYOFF STATISTICS

YEAR	G-S	MIN	FGM-A	PCT	3FGM-A	PCT	FTM-A	PCT	REBOUNDS OFF-DEF-TOT	REB AVG	AST	PF-D	ST	TO	BLK	TP	AVG
1984-85 (HOU)	5-5	187	42-88	.477	0-0	0.000	22-46	.478	33-32-65	13.0	7	22-0	7	11	13	106	21.2
1985-86 (HOU)	20-20	766	205-387	.530	0-1	0.000	127-199	.638	101-135-236	11.8	39	87-3	40	43	69	537	26.9
1986-87 (HOU)	10-10	389	110-179	.615	0-1	0.000	72-97	.742	39-74-113	11.3	25	44-1	13	36	43	292	29.2
1987-88 (HOU)	4-4	162	56-98	.571	0-1	0.000	38-43	.884	20-47-67	10.8	7	14-0	9	11	150	37.5	
1988-89 (HOU)	4-4	162	42-81	.519	0-0	0.000	17-25	.680	14-38-52	13.0	12	17-0	10	10	11	101	25.3
1989-90 (HOU)	4-4	161	31-70	.443	0-0	0.000	12-17	.706	15-31-46	11.5	8	19-0	10	11	23	74	18.5
1990-91 (HOU)	3-3	129	26-45	.578	0-1	0.000	14-17	.824	12-32-44	14.7	6	11-0	4	8	8	66	22.0
1992-93 (HOU)	12-12	518	123-238	.517	0-1	0.000	62-75	.827	52-116-168	14.0	57	37-0	21	45	59	308	25.7
1993-94 (HOU)	23-23	989	267-514	.519	2-4	500	128-161	.795	55-199-254	11.0	98	82-0	40	83	92	664	28.9
1994-95 (HOU)	22-22	929	306-576	.531	2-4	500	111-163	.681	44-183-227	13.0	98	95-0	26	69	62	725	33.0
1995-96 (HOU)	8-8	329	75-147	.510	0-1	0.000	29-40	.725	17-56-73	9.1	31	28-1	15	29	17	179	22.4
1996-97 (HOU)	16-16	629	147-249	.590	0-3	0.000	76-104	.731	46-128-174	10.9	54	61-0	33	46	41	370	23.1
1997-98 (HOU)	5-5	190	39-99	.394	0-1	0.000	24-33	.727	9-45-54	10.8	12	18-0	5	13	16	102	20.4
1998-99 (HOU)	4-4	123	23-54	.426	0-0	0.000	7-8	.875	5-24-29	7.3	2	18-0	5	5	3	53	13.3
2001-02 (TOR)	5-0	86	12-22	.545	0-0	0.000	4-6	.667	9-10-19	3.8	2	9-0	7	4	6	28	5.6
ROCKETS	140-140	5663	1492-2825	.528	4-18	222	739-1028	.719	462-1140-1602	11.4	456	553-5	238	418	468	3727	26.6

Rudy Tomjanovich

Born: November 24, 1948
Hometown: Hamtramck, Michigan
High School: Hamtramck
College: Michigan '70

#45



- Drafted by Rockets, 1st Round, 2nd overall pick in 1970 NBA Draft
- Five-Time NBA All-Star (1974-77, 1979)
- Ranks third in Rockets history in career points and fourth in career rebounds
- Head Coach of the 1994 & 1995 NBA Champion Houston Rockets teams
- Head Coach of the gold-medal-winning 2000 United States Olympic Team
- Holds Rockets franchise record for coaching wins
- Inducted into the Texas Sports Hall of Fame in 2003
- Retired as a player after the 1980-81 season; Number (45) was retired on Jan. 28, 1982

Rudy Tomjanovich reached the heights of success both on the court and the sidelines during three decades with the Rockets. After earning five All-Star selections as a player, "Rudy T" won the City of Houston its first-ever major championships by coaching the Rockets to back-to-back titles in 1994 and 1995.

Tomjanovich, who spent 33 consecutive seasons with the Rockets, holds the franchise record with 503 coaching wins and ranks third in Rockets history with 13,383 career points. He was involved in all four Rockets division titles – as leading scorer in 1976-77, assistant coach in 1985-86 and as head coach in 1992-93 and 1993-94.

Tomjanovich first joined the San Diego Rockets as the second overall pick in the 1970 NBA Draft after a storied collegiate career at the University of Michigan. The all-time leading rebounder in school history, Tomjanovich also holds the second-highest career scoring average at 25.1 points per game.

In Rockets history, Tomjanovich ranks third in career points, third in career games and fourth in career rebounds. He averaged 17.4 points and 8.1 rebounds in 768 games with the Rockets. In his 11-season career, he led the Rockets in scoring average four times and rebounding average once. In his second season, Tomjanovich averaged a career-high 11.8 rebounds with 15.0 points, as the team made its debut in Houston.

During the 1972-73 season, Tomjanovich posted team-leading averages of 19.3 points and 11.6 rebounds. He earned the first of four consecutive All-Star selections in 1974, as he led Houston and ranked seventh in the NBA with a career-high 24.5 points per game. He scored a career-high 42 points against Buffalo on Jan. 13, 1974. During the 1974-75 season, Tomjanovich led Houston with 20.7 points per game and guided the Rockets to their first-ever playoff series win. He averaged a team-leading 21.6 points for the 1976-77 Rockets and helped Houston to its first division title. Tomjanovich played only 23 games the next year, as he suffered a facial fracture on Dec. 9, 1977 versus the Lakers. Tomjanovich returned to the All-Star Game in 1979, averaging 19.0 points and 7.7 rebounds with Houston in his comeback season.

After Houston advanced to the 1981 NBA Finals, Tomjanovich retired on Oct. 2, 1981, having spent his

entire playing career with the Rockets. His jersey #45 was retired on Jan. 28, 1982. In 2012, he was named to the Rockets 1970s All-Decade Team.

Beginning with the 1981-82 season, Tomjanovich spent two years as a Rockets scout. He became an assistant coach in 1983 and served in that role until being named interim head coach on Feb. 18, 1992. In the first 15 games with Tomjanovich at the helm, the Rockets responded with an 11-4 record — the best start for any coach in franchise annals.

Officially named the ninth head coach in Rockets history on May 20, 1992, Tomjanovich became the first coach in NBA history to guide his team from the lottery to a division title in his first full season. His coaching peers voted him *The Sporting News* NBA Coach of the Year in 1993. He was also named head coach of the Western Conference for the 1997 NBA All-Star Game and received NBA Coach of the Month recognition three times with Houston.

Tomjanovich posted a 503-397 (.559) regular season mark and 51-39 (.567) playoff record in 12 seasons with Houston, departing with franchise records for career wins and winning percentage. Tomjanovich resigned as Houston's coach following the 2002-03 season while undergoing successful treatment for bladder cancer. He was hired to coach the L.A. Lakers during the summer of 2004 before stepping aside later that season for health reasons. On the career coaching wins list, he ranks 26th all-time in NBA history with 525 victories.

Aside from his success in the NBA, Tomjanovich coached the United States Senior National Team on two occasions. He guided the United States Men's Basketball Team to a gold medal and an undefeated record in the 2000 Summer Olympics. Prior to the Olympics, Tomjanovich led a United States team of non-NBA players to a bronze medal at the 1998 World Championship of Basketball.

Tomjanovich stands with Basketball Hall of Famers Lenny Wilkins and the late Chuck Daly as the only people to coach teams to an NBA Championship and an Olympic gold medal. He also stands as one of eight coaches in NBA history to possess 500 career wins and multiple NBA championships.

Rockets Retired Numbers

Tomjanovich's Career Highlights

NBA Season Rankings:

Scoring Average: 6th 1973-74

Field Goal Percentage: 3rd 1973-74; 7th 1975-76

Rockets Career Rankings:

3rd Points; 3rd Games; 3rd Minutes; 3rd Field Goals Made; 4th Rebounds;

7th Free Throws Attempted; 8th Free Throws Made

Tomjanovich's Career Statistics

UNIVERSITY OF MICHIGAN STATISTICS

YEAR	G	FG-FGA	PCT	FT-FTA	PCT	REB	AVG	PTS	AVG
1967-68	24	210-446	.471	49-78	.628	323	13.5	469	19.5
1968-69	24	269-541	.497	79-131	.603	340	14.2	617	25.7
1969-70	24	286-604	.474	150-200	.750	376	15.7	722	30.1
TOTALS	72	765-1591	.481	278-409	.680	1039	14.4	1808	25.1

NBA REGULAR SEASON STATISTICS

YEAR	G-S	MIN	FGM-A	PCT	3FGM-A	PCT	FTM-A	PCT	REBOUNDS OFF-DEF-TOT	REB AVG	AST	PF-D	ST	TO	BLK	TP	AVG
1970-71 (SD)	77-0	1062	168-439	.383	-	-	73-112	.652	381	4.9	73	124-0	-	-	-	409	5.3
1971-72 (HOU)	78-61	2689	500-1010	<u>.495</u>	-	-	172-238	.723	923	11.8	117	193-2	-	-	-	1172	15.0
1972-73 (HOU)	81-65	2972	<u>655-1371</u>	.478	-	-	205-335	.746	<u>938</u>	<u>11.6</u>	178	225-1	-	-	-	<u>1560</u>	<u>19.3</u>
1973-74 (HOU)	80-80	<u>3227</u>	<u>788-1470</u>	<u>.536</u>	-	-	<u>385-454</u>	.848	230-487-717	9.0	250	230-0	89	-	66	<u>1961</u>	<u>24.5</u>
1974-75 (HOU)	81-81	<u>3134</u>	<u>694-1323</u>	<u>.525</u>	-	-	289-366	.790	184-429-613	7.6	236	230-1	76	-	24	<u>1677</u>	<u>20.7</u>
1975-76 (HOU)	79-79	2912	622-1202	<u>.517</u>	-	-	221-288	.767	167-499-666	8.4	188	206-1	42	-	19	1465	18.5
1976-77 (HOU)	81-80	<u>3130</u>	<u>733-1437</u>	<u>.510</u>	-	-	287-342	.830	172-512-684	8.4	172	198-1	57	-	27	<u>1753</u>	<u>21.6</u>
1977-78 (HOU)	23-23	849	217-417	.485	-	-	61-81	.753	40-98-138	6.0	32	63-0	15	38	5	495	21.5
1978-79 (HOU)	74-74	2641	620-1200	.517	-	-	168-221	.760	170-402-572	7.7	137	186-0	44	138	18	1408	19.0
1979-80 (HOU)	62-50	1834	370-778	.476	22-79	.278	118-147	.803	132-226-358	5.8	109	161-2	32	98	10	880	14.2
1980-81 (HOU)	52-38	1264	263-563	.467	<u>12-51</u>	<u>.235</u>	65-82	.793	78-130-208	4.0	81	121-0	19	58	6	603	11.6
TOTALS	768-631	25714	5630-11240	.501	34-130	.262	2089-2666	.784	6198	8.1	1573	1937-8	374	332	175	13383	17.4

NBA PLAYOFF STATISTICS

YEAR	G	MIN	FGM-A	PCT	3FGM-A	PCT	FTM-A	PCT	REBOUNDS OFF-DEF-TOT	REB AVG	AST	PF-D	ST	TO	BLK	TP	AVG
1975 (HOU)	8-8	304	<u>72-128</u>	.563	-	-	40-48	.833	22-42-64	8.0	23	17-0	1	-	4	184	23.0
1977 (HOU)	<u>12-12</u>	457	<u>107-212</u>	.505	-	-	29-37	.784	24-41-65	5.4	24	36-0	7	-	5	<u>243</u>	<u>20.3</u>
1979 (HOU)	<u>2-2</u>	64	9-23	.391	-	-	2-5	.400	7-7-14	7.0	2	1-0	1	1	1	20	10.0
1980 (HOU)	7-1	185	24-64	.375	1-7	.143	9-13	.692	12-28-40	5.7	10	21-1	2	14	0	58	8.3
1981 (HOU)	8-0	31	1-9	.111	0-3	.000	4-6	.667	2-4-6	0.8	0	3-0	0	2	0	6	0.6
TOTALS	37-23	1041	213-436	.489	1-10	.100	84-109	.771	67-122-189	5.1	59	78-1	11	17	8	511	13.8

Bold and underlined indicates Rockets statistical leader.

Hometown: Alba, Texas

High School: Alba

College: Baylor '60

- Assistant Coach with Rockets under four Head Coaches (1980-96)
- Named Executive Vice President of Basketball/General Manager on July 26, 1996
- Only person on coaching staffs of all four Rockets teams to advance to NBA Finals
- Inducted into the Paris Junior College Hall of Fame in 1991
- Enshrined in the Baylor University Hall of Fame in 1998
- Entered the Texas Association of Basketball Coaches Hall of Fame in 2001
- Inducted into the Texas Sports Hall of Fame in 2003
- Retired as General Manager after the 2006-07 season
- Honored with "Carroll Dawson Tribute Night" on April 16, 2007



Affectionately known as "CD," Carroll Dawson was honored by Houston Rockets Owner Leslie Alexander with "Carroll Dawson Tribute Night" on April 16, 2007, where a banner bearing his name was hung from the rafters of Toyota Center in honor of Dawson's 27 seasons with the Rockets organization as General Manager and as an assistant coach.

Dawson completed his 11th and final campaign as General Manager of the franchise in 2006-07. Prior to moving into the front office on July 26, 1996, Dawson worked as an assistant coach under four Rockets head coaches, aiding Del Harris from 1980-83, Bill Fitch from 1983-88, Don Chaney from 1988-92 and Rudy Tomjanovich from 1992-96.

Recognized as one of the top executives in the NBA, Dawson finished second in voting for *The Sporting News* NBA Executive of the Year in 2006-07. As General Manager, Dawson showed the ability to both bolster a playoff contender with veterans and acquire emerging talent as part of a youth movement. In his first few years, he made trades for Charles Barkley and Scottie Pippen to give a team led by Hakeem Olajuwon even more experience. Dawson then helped the Rockets acquire several young talents in the following years, including Cuttino Mobley, Steve Francis and Yao Ming.

In the summer of 2005, Dawson worked with Alexander to sign Yao to a maximum-value contract extension. In the summer of 2004, Dawson changed the face of the franchise by obtaining one of the NBA's top players in Tracy McGrady. The two-time scoring champion was acquired from Orlando in a seven-player deal that included Francis and Mobley.

Dawson holds the distinction of being the only person on the coaching staffs of all four Rockets teams that advanced to the NBA Finals, as Houston played for a championship in 1981, 1986, 1994 and 1995. He will always be known throughout the NBA for his work with frontcourt players and was credited with teaching Olajuwon his famous jump hook. Dawson coached many NBA All-Stars during his years in Houston, including Elvin Hayes, Moses Malone, Ralph Sampson and Tomjanovich.

Dawson's knowledge of the game was not limited to the NBA. Prior to the inaugural 1997 WNBA season, Dawson was commissioned by Alexander to help assemble the first Houston Comets team. He guided the efforts to bring Sheryl Swoopes and Cynthia Cooper to Houston, and then drafted Janeth Arcain in the WNBA Elite Draft. Dawson was also instrumental in the selection of Tina Thompson with the first pick of the Inaugural WNBA Draft. Finally, he worked with Alexander to hire Naismith Hall of Famer and WNBA All-Decade Coach Van Chancellor. Dawson served as Chancellor's top advisor as the Comets Executive Vice President of Basketball from 1997-2006 and helped craft the four-time WNBA Champions (1997-2000).

A native Texan, Dawson hails from Alba, a town with a population of 200 that sits about 75 miles east of Dallas. As a 6-foot-5 high school center, he led Alba High School to a 44-3 record as a senior. He then went on to win Junior College All-America honors at Paris Junior College (Texas) under Head Coach Boyd Converse. After two seasons at Paris, Dawson moved on to Baylor University, where he led Bill Henderson's Baylor Bears in scoring and rebounding in each of his two seasons. In 1960, he averaged 16.4 points as a senior to earn All-Southwest Conference honors.

In 1963, he returned to Baylor as an assistant to Head Coach Bill Menefee. He later succeeded Menefee as head coach in 1973, remaining in that position for more than three seasons. After spending two years as a scout for the Dallas Cowboys at the call of executive Gil Brandt, Dawson started a career as a salesman for Converse Shoe Company.

Dawson has been honored with induction into the Paris Junior College Hall of Fame in 1991, the Baylor University Hall of Fame in 1998, the Texas Association of Basketball Coaches Hall of Fame in 2001, and the Texas Sports Hall of Fame in 2003. He was also named Mr. Sportsman 2005 by Interfaith Charities in Houston. In 2010, Dawson was honored as a Baylor Basketball Legend by the 'B' Association. In addition, he was named the President of the Texas Sports Hall of Fame.

Remaining with the Rockets as a Senior Consultant, Dawson resides in Houston with his wife, Sharon. Sharon has a daughter, Elizabeth, and a son, Michael.

Naismith Basketball Hall of Fame



Charles Barkley

Charles Barkley

Inducted into the Hall of Fame on Sept. 8, 2006 ... played with the Philadelphia 76ers, the Phoenix Suns and the Houston Rockets (1996-2000) over his 16-year NBA career ... named the NBA's Most Valuable Player for the 1992-93 season ... 11-time NBA All-Star ... earned All-NBA First Team on five occasions and All-NBA Second Team five times ... member of the NBA's 50th Anniversary Team.

Rick Barry

Inducted into the Hall of Fame in 1987 ... ranks third in NBA history in free throw percentage (.900) ... played for Houston two seasons (1978-80) after eight seasons with Golden State and four in the ABA with Oakland, Washington and New York.

Clyde Drexler

Inducted into the Hall of Fame on Sept. 10, 2004 (see pages 142-143 for further details).

Alex Hannum

Inducted into the Hall of Fame on Oct. 3, 1998 ... won a combined 649 games as a coach in the NBA and ABA ... was the 1964 NBA Coach of the Year (San Francisco) and the 1969 ABA Coach of the Year (Oakland) ... won two NBA championships (with St. Louis in 1957-58 and with Philadelphia in 1966-67) ... was head coach of the Rockets over the course of two seasons (1969-71).

Elvin Hayes

Inducted into the Hall of Fame on May 15, 1990 ... was the No. 1 pick in the 1968 NBA Draft by the San Diego Rockets and spent his first four seasons with the franchise, including the team's first in Houston (1971-72) ... finished his career with the Rockets (1981-84) after spending nine seasons with Washington ... was the first to play 50,000 minutes in the NBA ... is the league's ninth all-time leading scorer (27,313 points) and fourth all-time leading rebounder (16,279).

Moses Malone

Inducted into the Hall of Fame on Oct. 5, 2001 (see pages 144-145 for further details).

Calvin Murphy

Inducted into the Hall of Fame on May 10, 1993 (see pages 146-147 for further details).

Dikembe Mutombo

Inducted into the Hall of Fame on Sept. 11, 2015... "Deke" played 18 NBA seasons, including his final five as a Rocket... was an eight-time All-Star and four-time NBA Defensive Player of the Year... finished his career with the second-most blocks in NBA history (3,289).

Hakeem Olajuwon

Inducted into the Hall of Fame on Sept. 5, 2008 (see pages 148-149 for further details).

Scottie Pippen

Inducted into the Hall of Fame on Aug. 13, 2010 ... played with the Chicago Bulls, the Houston Rockets (1998-99) and the Portland Trail Blazers over his 17-year NBA career ... seven-time NBA All-Star won six NBA championships with the Bulls ... selected one of the 50 Greatest Players in NBA history ... named NBA All-Defensive First Team eight times.

Ralph Sampson


Inducted into the Hall of Fame on Sept. 7, 2012 ... played with the Houston Rockets (1983-88), the Golden State Warriors, the Sacramento Kings and the Washington Bullets ... selected by Houston with the first pick of the 1983 NBA Draft and won NBA Rookie of the Year ... help lead the Rockets to the 1986 NBA Finals ... four-time NBA All-Star, earning MVP of the 1985 NBA All-Star Game ... was a three-time National College Player of the Year at Virginia.



Calvin Murphy




Dikembe Mutombo



Hakeem Olajuwon




Scottie Pippen



Ralph Sampson



Rick Barry




Clyde Drexler



Alex Hannum



Elvin Hayes



Moses Malone

Naismith Basketball Hall of Fame



Tex Winter

Fred "Tex" Winter

Inducted into the Hall of Fame on Aug. 12, 2011 ... was the Rockets first head coach after the team relocated to Houston (1971-73) ... architect of the famed triangle offense, or triple post, which produced nine NBA championships during his tenures with the Chicago Bulls and L.A. Lakers.



Yao Ming

Yao Ming

Inducted into the Hall of Fame on Sept. 9, 2016... first overall pick by Houston in the 2002 NBA Draft... spent all nine of his seasons with the Rockets and was voted an All-Star in each of his eight seasons played... named All-NBA Second Team twice and Third Team three times.

Rockets NBA Honors

NBA MVP

1979	Moses Malone
1982	Moses Malone
1994	Hakeem Olajuwon

Finals MVP

1994	Hakeem Olajuwon
1995	Hakeem Olajuwon

All-Star Game MVP

1985	Ralph Sampson
------	---------------

Coach of the Year

1977	Tom Nissalke
1991	Don Chaney

Rookie of the Year

1984	Ralph Sampson
2000 (tie)	Steve Francis

Defensive Player of the Year

1993	Hakeem Olajuwon
1994	Hakeem Olajuwon

Most Improved Player

2010	Aaron Brooks
------	--------------

Executive of the Year

1977	Ray Patterson
------	---------------

J. Walter Kennedy Citizenship

1979	Calvin Murphy
2009	Dikembe Mutombo

All-NBA

First Team

1979	Moses Malone
1982	Moses Malone
1987	Hakeem Olajuwon
1988	Hakeem Olajuwon
1989	Hakeem Olajuwon
1993	Hakeem Olajuwon
1994	Hakeem Olajuwon
1997	Hakeem Olajuwon
2014	James Harden
2015	James Harden

Second Team

1980	Moses Malone
1981	Moses Malone
1984	Ralph Sampson
1985	Ralph Sampson
1986	Hakeem Olajuwon
1990	Hakeem Olajuwon
1996	Hakeem Olajuwon
2007	Tracy McGrady
2007	Yao Ming
2009	Yao Ming
2014	Dwight Howard

Third Team

1991	Hakeem Olajuwon
1995	Hakeem Olajuwon
1995	Clyde Drexler
1999	Hakeem Olajuwon
2004	Yao Ming
2005	Tracy McGrady
2006	Yao Ming
2008	Tracy McGrady
2008	Yao Ming
2013	James Harden

All-Defense

First Team

1987	Hakeem Olajuwon
1988	Hakeem Olajuwon
1988	Rodney McCray
1990	Hakeem Olajuwon
1993	Hakeem Olajuwon
1994	Hakeem Olajuwon
1999	Scottie Pippen

Second Team

1979	Moses Malone
1985	Hakeem Olajuwon
1987	Rodney McCray
1991	Hakeem Olajuwon
1996	Hakeem Olajuwon
1997	Hakeem Olajuwon
2008	Shane Battier
2009	Ron Artest
2009	Shane Battier
2014	Patrick Beverley

Rockets NBA Honors

All-Rookie

First Team

1969	Elvin Hayes
1971	Calvin Murphy
1976	Joe C. Meriweather
1977	John Lucas
1984	Ralph Sampson
1985	Hakeem Olajuwon
2000	Steve Francis
2003	Yao Ming
2008	Luis Scola

Second Team

1984	Rodney McCray
1993	Robert Horry
1997	Matt Maloney
1999	Michael Dickerson
1999	Cuttino Mobley
2002	Eddie Griffin
2006	Luther Head
2008	Carl Landry
2012	Chandler Parsons

Player of the Week

Feb. 10, 1980	Rick Barry
Dec. 7, 1980	Mike Dunleavy
Mar. 15, 1981	Moses Malone
Mar. 29, 1981	Robert Reid
Feb. 8, 1982	Moses Malone
Mar. 29, 1982	Moses Malone
Nov. 14, 1988	Hakeem Olajuwon
Feb. 20, 1989	Hakeem Olajuwon
Mar. 5, 1990	Hakeem Olajuwon
Feb. 4, 1991	Otis Thorpe
Mar. 18, 1991	Kenny Smith
Jan. 17, 1993	Hakeem Olajuwon
Feb. 28, 1993	Hakeem Olajuwon
Apr. 11, 1993	Hakeem Olajuwon
Nov. 15, 1993	Hakeem Olajuwon
Mar. 21, 1994	Hakeem Olajuwon
Jan. 1, 1995	Hakeem Olajuwon
Feb. 5, 1995	Hakeem Olajuwon
Apr. 9, 1995	Clyde Drexler
Mar. 4, 1996	Hakeem Olajuwon
Nov. 10, 1996	Hakeem Olajuwon
Nov. 25, 1996	Charles Barkley
Jan. 24, 2000	Steve Francis
Jan. 16, 2001	Steve Francis
Mar. 19, 2001	Cuttino Mobley
Jan. 21, 2003	Steve Francis
Mar. 17, 2003	Steve Francis
Mar. 7, 2004	Yao Ming
Jan. 16, 2005	Tracy McGrady
Feb. 6, 2005	Tracy McGrady
Mar. 13, 2005	Tracy McGrady
Apr. 17, 2005	Tracy McGrady
Feb. 26, 2006	Yao Ming
Apr. 2, 2006	Yao Ming
Nov. 12, 2006	Yao Ming
Apr. 1, 2007	Yao Ming
Apr. 15, 2007	Tracy McGrady
Nov. 4, 2007	Tracy McGrady

Nov. 11, 2007	Yao Ming
Mar. 9, 2008	Tracy McGrady
Feb. 27, 2011	Kevin Martin
Mar. 20, 2011	Kyle Lowry
Apr. 8, 2012	Goran Dragic
Nov. 4, 2012	James Harden
Jan. 6, 2013	James Harden
Mar. 24, 2013	James Harden
Mar. 2, 2014	James Harden
Mar. 9, 2014	James Harden
Dec. 15, 2015	James Harden
Dec. 29, 2014	James Harden
Apr. 6, 2015	James Harden
Nov. 9, 2015	James Harden

Player of the Month

Nov. 1979	Moses Malone
Feb. 1981	Calvin Murphy
Feb. 1982	Moses Malone
Nov. 1985	Hakeem Olajuwon
Apr. 1990	Hakeem Olajuwon
Jan. 1993	Hakeem Olajuwon
Apr. 1993	Hakeem Olajuwon
Nov. 1993	Hakeem Olajuwon
Feb. 1995	Hakeem Olajuwon
Nov. 2006	Yao Ming
Jan. 2008	Yao Ming
Dec. 2014	James Harden
Jan. 2015	James Harden
Apr. 2016	James Harden

Coach of the Month

Jan. 1987	Bill Fitch
Feb. 1991	Don Chaney
Mar. 1991	Don Chaney
Apr. 1993	Rudy Tomjanovich
Nov. 1993	Rudy Tomjanovich
Nov. 1996	Rudy Tomjanovich
Feb. 2008	Rick Adelman
Mar. 2009	Rick Adelman
Feb. 2014	Kevin McHale

Rookie of the Month

Nov. 1983	Ralph Sampson
Dec. 1983	Ralph Sampson
Jan. 1984	Ralph Sampson
Feb. 1984	Ralph Sampson
Mar. 1984	Ralph Sampson
Apr. 1984	Ralph Sampson
Dec. 1984	Hakeem Olajuwon
Feb. 1985	Hakeem Olajuwon
Mar. 1985 (tie)	Hakeem Olajuwon
Dec. 1999	Steve Francis
Mar. 2000	Steve Francis
Apr. 2000 (tie)	Steve Francis
Dec. 2002	Yao Ming
Feb. 2003	Yao Ming
Feb. 2008	Luis Scola

Rockets in All-Star Games

Charles Barkley

Year	Site	MP	FGM-A	FTM-A	REB	AST	BL	ST	TP
Feb. 9, 1997	Cleveland								
*Injured, Did Not Play									
One Selection (One as Starter)									

Clyde Drexler

Year	Site	MP	FGM-A	FTM-A	REB	AST	BL	ST	TP
Feb. 12, 1996	San Antonio	*19	5-8	0-0	2	3	0	3	11
Feb. 9, 1997	Cleveland								
Injured, Did Not Play									
Two Selections (One as Starter)									

Steve Francis

Year	Site	MP	FGM-A	FTM-A	REB	AST	BL	ST	TP
Feb. 10, 2002	Philadelphia	*18	1-8	1-2	2	3	0	2	3
Feb. 9, 2003	Atlanta	*32	9-12	0-0	2	9	0	0	20
Feb. 15, 2004	Los Angeles	*23	6-9	0-0	4	4	0	0	13
Three Selections (Three as Starter)									
		73	16-29	1-2	8	16	0	2	36

James Harden

Year	Site	MP	FGM-A	FTM-A	REB	AST	BL	ST	TP
Feb. 17, 2013	Houston	26	6-13	0-0	6	3	0	0	15
Feb. 16, 2014	New Orleans	*24	3-7	0-0	1	5	0	1	8
Feb. 15, 2015	New York	*27	11-16	0-0	8	8	0	1	29
Feb. 14, 2016	Toronto	21	8-14	0-0	4	3	0	0	23
Four Selections (Two as Starter)									
		97	28-50	0-0	19	19	0	3	75

Elvin Hayes

Year	Site	MP	FGM-A	FTM-A	REB	AST	BL	ST	TP
Jan. 14, 1969	Baltimore	*21	4-9	3-3	5	0	-	-	11
Jan. 20, 1970	Philadelphia	*35	9-21	6-12	15	1	-	-	24
Jan. 12, 1971	San Diego	19	4-13	2-3	4	2	-	-	10
Jan. 18, 1972	Los Angeles	11	1-6	2-2	2	0	-	-	4
Four Selections (Two as Starter)									
		86	18-49	13-20	26	3	-	-	49

Dwight Howard

Year	Site	MP	FGM-A	FTM-A	REB	AST	BL	ST	TP
Feb. 16, 2014	New Orleans	13	4-6	0-0	11	3	0	0	8
One Selection									

Don Kojis

Year	Site	MP	FGM-A	FTM-A	REB	AST	BL	ST	TP
Jan. 23, 1968	New York	10	2-5	0-0	2	1	-	-	4
Jan. 14, 1969	Baltimore	*16	2-7	4-5	5	3	-	-	8
Two Selections (One as Starter)									
		26	4-12	4-5	7	4	-	-	2

Moses Malone

Year	Site	MP	FGM-A	FTM-A	REB	AST	BL	ST	TP
Feb. 5, 1978	Atlanta	14	1-1	2-4	4	1	0	1	4 (East)
Feb. 4, 1979	Pontiac	*17	2-2	4-5	7	1	0	1	8 (East)
Feb. 4, 1980	Landover, MD	*31	7-12	6-12	12	2	2	1	20 (East)
Feb. 1, 1981	Cleveland	22	3-8	2-4	6	3	0	1	8
Jan. 31, 1982	E. Rutherford	20	5-11	2-6	11	0	1	1	12
Five Selections (Two as Starter)									
		104	18-34	16-31	40	7	3	5	52

Jack Marin

Year	Site	MP	FGM-A	FTM-A	REB	AST	BL	ST	TP
Jan. 23, 1973	Chicago	11	2-6	0-0	4	1	-	-	4 (East)
One Selection									

Tracy McGrady

Year	Site	MP	FGM-A	FTM-A	REB	AST	BL	ST	TP
Feb. 20, 2005	Denver	*24	4-13	0-0	5	5	2	3	8
Feb. 19, 2006	Houston	*27	15-26	2-7	0	2	0	1	36
Feb. 18, 2007	Las Vegas	*18	3-8	0-0	3	11	0	2	8
Three Selections (Three as Starter)									
		69	22-47	2-7	8	18	2	6	52

Rockets in All-Star Games

Calvin Murphy

Year	Site	MP	FGM-A	FTM-A	REB	AST	BL	ST	TP
Feb. 4, 1979	Pontiac	15	3-5	0-0	1	5	0	2	6 (East)
One Selection									

Hakeem Olajuwon

Year	Site	MP	FGM-A	FTM-A	REB	AST	BL	ST	TP
Feb. 10, 1985	Indianapolis	15	2-2	2-6	5	1	2	0	6
Feb. 9, 1986	Dallas	15	1-8	1-2	5	0	2	1	3
Feb. 8, 1987	Seattle	*26	2-6	6-8	13	2	3	0	10
Feb. 7, 1988	Chicago	*28	8-13	5-7	9	2	2	2	21
Feb. 12, 1989	Astrodome	*25	5-12	2-3	7	3	2	3	12
Feb. 11, 1990	Miami	*31	2-14	4-10	16	2	1	1	8
Feb. 9, 1992	Orlando	20	3-6	1-2	4	2	1	2	7
Feb. 21, 1993	Salt Lake City	21	1-5	1-3	7	1	2	2	3
Feb. 13, 1994	Minneapolis	*30	8-15	3-6	11	2	5	2	19
Feb. 12, 1995	Phoenix	*25	6-13	0-2	11	1	2	2	13
Feb. 10, 1996	San Antonio	*14	2-8	0-0	3	0	0	0	4
Feb. 9, 1997	Cleveland	*20	5-8	1-2	3	1	1	0	11
12 Selections (Eight as Starter)		270	45-110	26-51	94	17	23	15	117

Ralph Sampson

Year	Site	MP	FGM-A	FTM-A	REB	AST	BL	ST	TP
Jan. 29, 1984	Denver	16	4-7	1-2	5	0	0	0	9
Feb. 10, 1985	Indianapolis	*29	10-15	4-6	10	1	1	0	24 (MVP)
Feb. 9, 1986	Dallas	*21	7-11	2-2	4	1	0	0	16
Feb. 8, 1987	Seattle	*Injured, Did Not Play							
Four Selections (Three as Starter)		66	21-33	7-10	19	2	1	0	49

Otis Thorpe

Year	Site	MP	FGM-A	FTM-A	REB	AST	BL	ST	TP
Feb. 9, 1992	Orlando	4	1-1	0-0	0	0	0	0	2
One Selection									

Rudy Tomjanovich

Year	Site	MP	FGM-A	FTM-A	REB	AST	BL	ST	TP
Jan. 15, 1974	Seattle	17	2-5	0-0	5	0	0	0	4 (East)
Jan. 14, 1975	Phoenix	14	0-3	0-0	3	0	0	0	0 (East)
Feb. 3, 1976	Philadelphia	12	1-2	0-0	3	0	0	0	2 (East)
Feb. 13, 1977	Milwaukee	22	3-9	0-0	10	1	1	1	6 (East)
Feb. 4, 1979	Pontiac	*24	6-13	0-0	6	1	0	0	12 (East)
Five Selections (One as Starter)		89	12-32	0-0	27	2	1	1	24

Yao Ming

Year	Site	MP	FGM-A	FTM-A	REB	AST	BL	ST	TP
Feb. 9, 2003	Atlanta	*17	1-1	0-0	2	0	0	0	2
Feb. 15, 2004	Los Angeles	*18	8-14	0-0	4	1	0	0	16
Feb. 20, 2005	Denver	*22	5-9	1-2	8	5	1	0	11
Feb. 19, 2006	Houston	*19	2-5	1-2	2	1	0	1	5
Feb. 18, 2007	Las Vegas	*Injured, Did Not Play							
Feb. 17, 2008	New Orleans	*13	2-5	2-2	5	1	0	0	6
Feb. 15, 2009	Phoenix	*12	1-4	0-0	3	0	1	0	2
Feb. 20, 2011	Los Angeles	*Injured, Did Not Play							
Eight Selections (Eight as Starter)		101	19-38	4-6	24	8	2	1	42

* Indicates starter; 16 Rockets have been selected to the All-Star Game 57 times, earning 35 starts. In 14 different years, two or more Rockets were selected - 1969: Kojis, Hayes; 1979: Malone, Murphy, Tomjanovich; 1985: Olajuwon, Sampson; 1986: Olajuwon, Sampson; 1987: Olajuwon, Sampson; 1992: Olajuwon, Thorpe; 1996: Drexler, Olajuwon; 1997: Barkley, Drexler, Olajuwon; 2003: Francis, Yao; 2004: Francis, Yao; 2005: McGrady, Yao; 2006: McGrady, Yao; 2007: McGrady, Yao; 2014: Harden, Howard. In 1969, 1979, 1987, 1996, 1997, 2003, 2004, 2005, 2006 and 2007, two Rockets were voted starters.

Rockets on U.S. Teams

Olympics

1996 Charles Barkley, Hakeem Olajuwon
2000 Head Coach Rudy Tomjanovich
2012 James Harden

World Championships

1998 Head Coach Rudy Tomjanovich,
2006 Shane Battier
2014 James Harden

All-Decade Teams

1970s

Forward Elvin Hayes
Forward Rudy Tomjanovich
Center Moses Malone
Guard Mike Newlin
Guard Calvin Murphy

1980s

Forward Robert Reid
Forward Ralph Sampson
Center Hakeem Olajuwon
Guard Rodney McCray
Guard John Lucas Jr.

1990s

Forward Mario Elie
Forward Robert Horry
Center Hakeem Olajuwon
Guard Clyde Drexler
Guard Kenny Smith

2000s

Forward Shane Battier
Forward Luis Scola
Center Yao Ming
Guard Tracy McGrady
Guard Steve Francis



Dates & Deals

(Names in parentheses indicate players drafted)

1967

- Jan. 11** San Diego Rockets admitted as 12th NBA member.
- Mar. 29** **Jack McMahon** named general manager and head coach.
- May 1** In the 1967 expansion draft, the Rockets selected **John Barnhill** and **Johnny Green** (Baltimore), **Jim Barnett** and **Toby Kimball** (Boston), **Don Kojis** (Chicago), **Jon McGlocklin** and **Jim Ware** (Cincinnati), **Henry Finkel** and **John Block** (Los Angeles) and **Dave Gambee** (Philadelphia).

1968

- Jan. 11** Traded **Johnny Green** to Philadelphia for cash and 1968 4th round pick (**Darryl Jones**).
- May 6** In the 1968 expansion draft, the Milwaukee Bucks selected **Jon McGlocklin** and **Dave Gambee** from the Rockets and the Phoenix Suns took **John Barnhill**.
- June 18** **Pete Newell** named general manager.

1969

- Aug. 22** Traded **Henry Finkel** to Boston for cash.
- Dec. 10** **Alex Hannum** named head coach.

1970

- Apr. 15** Traded **Don Kojis** to Seattle for cash.
- May 11** In the 1970 expansion draft, the Portland Trail Blazers selected **Rick Adelman** and **Pat Riley** from the Rockets and the Cleveland Cavaliers took **Bobby Smith**.
- May 11** Traded **Jim Barnett** to Portland for **Larry Siegfried**.
- Sept. 10** Traded **Art Williams** to Boston for 1971 5th round pick (**Greg Nelson**).
- Dec. 9** Traded cash and 1971 3rd round pick (**Jackie Ridgley**) to Cleveland for **John Egan**.

1971

- May 14** **Tex Winter** named head coach.
- June 9** Traded 1973 2nd round pick (**Kevin Stacom**) to Chicago for **Dick Gibbs**.
- June 23** Rockets move from San Diego to Houston.
- July 30** Traded **Toby Kimball** to Milwaukee for cash.
- Sept. 12** Traded **John Block** to Milwaukee for **Dick Cunningham**.
- Nov. 9** Traded **Don Adams** and **Larry Siegfried** to Atlanta for **Jim Davis** and **John Vallely**.
- Dec. 9** Traded **Curtis Perry** and 1972 1st round pick (**Russell Lee**) to Milwaukee for **Greg Smith** and 1973 3rd round pick (**E.C. Coleman**).
- Dec. 10** Traded **Jim Davis** to Detroit for 1972 1st round pick (**Bob Nash**).

1972

- Apr. 8** Traded 1972 1st round pick (**Bob Nash**) to Phoenix for **Otto Moore**.
- May 1** **Ray Patterson** named President and General Manager.
- June 23** Traded **Elvin Hayes** to Baltimore for **Jack Marin**.
- Aug. 1** Traded **Stu Lantz** to Detroit for **Jimmy Walker**.
- Sept. 18** Traded cash to Seattle for **Zaid Abdul Aziz**.
- Sept. 19** Traded **Dick Cunningham** to Milwaukee for cash. Sent **John Gianelli** to New York for cash.
- Sept. 22** Traded cash and 1973 3rd round pick (**James Lister**) to Cleveland for **Steve Hawes**.
- Oct. 27** Traded **Greg Smith** to Portland for **Stan McKenzie**.
- Nov. 2** Traded **Dick Gibbs** to Kansas City for cash.

1973

- Jan. 21** **John Egan** named head coach.
- Oct. 29** Traded **Jimmy Walker** to Kansas City for **Matt Guokas**.
- Nov. 11** Traded **Otto Moore** to Kansas City for **Ron Riley**.
- Feb. 1** Traded **Matt Guokas** and **Jack Marin** to Buffalo for **Kevin Kunnert** and **Dave Wohl**.

1974

- May 20** In the 1974 expansion draft, the New Orleans Jazz selected **E.C. Coleman** from the Rockets.

1975

- Nov. 1** The Summit (Compaq Center) opens.
- Nov. 2** First Game in The Summit: Houston 104, Milwaukee 89; **Rudy Tomjanovich** scores 28 to lead the Rockets; 7,142 in attendance.
- Nov. 13** Traded **Steve Hawes** to Portland for **John Johnson**.

1976

- Apr. 20** **Tom Nissalke** named head coach.
- June 7** Traded **Joe Meriweather** and **Gus Bailey** to Atlanta for **Dwight Jones** and exchange of 1st round picks (**Armond Hill**), giving Rockets top pick of 1976 NBA Draft (**John Lucas**).
- Oct. 25** Traded 1977 1st round pick (**Wesley Cox**) and 1978 1st round pick (**Michael Ray Richardson**) and cash to Buffalo for **Moses Malone**.

1977

- Jan. 8** Traded **Dave Wohl** to New Jersey for cash and 1978 4th round pick (**Jackie Robinson**).
- June 9** Traded **John Johnson** to Boston for 1977 2nd round pick (**Larry Moffett**) and 1978 2nd round pick (**Buster Mathoney**).
- Aug. 10** Traded **Tom Owens** to Portland for **Robin Jones**.
- Oct. 18** **John Johnson** returned by Commissioner Lawrence F. O'Brien with Rockets retaining Boston's 1977 and 1978 2nd round picks.
- Oct. 22** Traded **John Johnson** to Seattle for 1979 2nd round pick (**Paul Mokeski**) and 1980 2nd round pick (**Billy Williams**).
- Dec. 9** **Rudy Tomjanovich** suffers facial fracture at Los Angeles.
- Dec. 16** Traded 1978 2nd round pick (**Rick Wilson**) and 1979 2nd round pick (**Larry Wilson**) to Atlanta for **Ron Behagen**.
- Dec. 22** Traded **Ron Behagen** to Indiana for **Alonzo Bradley**.

1978

- June 9** **Kevin Kunnert** signed as free agent by Boston; Houston receives cash and 1981 2nd round pick (**Ed Turner**).
- June 17** Signed free agent **Rick Barry** from Golden State.
- July 26** Traded **C.J. Kupec** to Milwaukee for 1979 4th round (**Sammy Drummer**).
- Sept. 5** **John Lucas** and \$100,000 compensation to Golden State for **Rick Barry**.
- Sept. 21** Traded 1981 1st round pick (**Danny Schayes**) to New Orleans for **Slick Watts**.

1979

- May 25** Rockets purchased by partnership headed by **George J. Maloof**.
- June 7** **Del Harris** named head coach.
- July 16** Signed free agent **Tom Henderson** from

Dates & Deals

Washington; teams agree on 1980 1st round pick as compensation.
Oct. 12 Traded **Mike Newlin** to New Jersey for cash and 1980 2nd round pick (**John Stroud**).

1980

Jan. 17 Traded **John Shumate**, 1980 3rd round pick (**Lavon Mercer**) and cash to San Antonio for **Billy Paultz**.
May 28 In the 1980 expansion draft, the Dallas Mavericks selected **Alonzo Bradley** from the Rockets.
June 10 Traded 1982 2nd round pick (**Wayne Sappleton**) to Chicago for **Calvin Garrett**.
Sept. 12 **Rick Barry** retires after 14 pro seasons.
Oct. 7 Traded **Paul Mokeski** to Detroit for 1982 2nd round pick (**Richard Anderson**).
Nov. 29 **George J. Maloof**, 57, died in Albuquerque, NM.
Dec. 23 **Gavin P. Maloof**, 24, becomes president of the Rockets.

1981

June 9 Traded 1981 2nd round pick (**Charles Davis**) and 1983 2nd round pick (**Sidney Lowe**) to Washington for **Elvin Hayes**.
Oct. 2 **Rudy Tomjanovich** retires after 11 seasons with Rockets.

1982

Jan. 28 **Rudy Tomjanovich's** #45 is retired by the Rockets organization.
June 15 **Charlie Thomas** purchases the Rockets.
June 28 Traded 1982 2nd round pick (**Jeff Taylor**) to San Diego for **Joe Bryant**.
Aug. 25 NBA approves sale of Rockets to **Charlie Thomas**.
Sept. 15 Traded **Moses Malone** to Philadelphia for **Caldwell Jones** and Cleveland's 1983 1st round pick (**Rodney McCray**).
Oct. 1 **Robert Reid** retires after five seasons with Rockets.
Oct. 5 Traded 1984 2nd round pick (**Cory Blackwell**) to Seattle for **Wally Walker**.
Oct. 16 Traded free agent **Mike Dunleavy's** rights to San Antonio for 1983 2nd round pick (**Horace Owens**).
Oct. 18 Traded free agent **Bill Willoughby's** rights to San Antonio for 1985 2nd round pick (**Yvon Joseph**).
Nov. 12 Traded 1983 and 1985 2nd round draft picks (acquired from San Antonio for rights to **Mike Dunleavy** and **Bill Willoughby**) to New Jersey for **James Bailey**.

1983

Apr. 22 **Del Harris** resigns as head coach.
May 19 Rockets call heads to win coin flip for top draft pick.
June 1 **Bill Fitch** named head coach.
June 28 Rockets select **Ralph Sampson** first in college draft, **Rodney McCray** third.
Aug. 30 Signed free agent **Lewis Lloyd**; Golden State receives 1985 2nd round pick (**Bobby Lee Hurt**).
Sept. 30 Signed free agent **Phil Ford**; Milwaukee received 1984 6th round pick (**McKinley Singleton**) and cash.
Oct. 17 **Robert Reid** returns after one year absence.

Mar. 17 **Calvin Murphy's** #23 is retired by the Rockets organization.
May 23 Rockets win coin flip (Portland calls tails) for top draft pick (**Hakeem Olajuwon**).
Aug. 11 Traded **Caldwell Jones** to Chicago for **Mitchell Wiggins**, 1985 2nd round pick (**Tyrone Corbin**) and 3rd round pick (**Michael Payne**).
Aug. 16 **Gary Bradley** of Austin purchases 20 percent interest in team.
Aug. 29 Traded 1985 3rd round pick (**Kenny Perry**) to L.A. Clippers for **Hank McDowell**.
Oct. 4 Traded **James Bailey** and 1985 2nd round pick (**Yvon Joseph**) to San Antonio for **John Lucas** and 1985 3rd round pick (**Sam Mitchell**).

1985

Aug. 2 Traded 1987 3rd round pick (**Sean Couch**) to Indiana for **Granville Waiters**.

1986

Oct. 9 Sign free agent **Richard Anderson**; Denver received 1988 3rd round pick (**Dwight Boyd**).
Oct. 23 Traded **Granville Waiters** to Chicago for 1989 2nd round pick (**Chucky Brown**).
Dec. 8 Traded 1989 2nd round pick (**Chucky Brown**) to Cleveland for **Dirk Minniefield**.

1987

Jan. 17 Traded 1987 1st round pick (**Joe Wolf**) and 1989 3rd round pick to L.A. Clippers for **Cedric Maxwell**.
Oct. 9 Traded 1988 2nd round pick (**Keith Smart**) to Golden State for **Lester Conner**.
Nov. 5 Traded **Dave Feitl**, non-lottery 1st round pick (**Dana Barros**, 1989) and cash to Golden State for **Purvis Short**; Gave up rights to match an offer sheet given to free agent guard **Dirk Minniefield**.
Dec. 12 Traded **Ralph Sampson** and **Steve Harris** to Golden State for **Joe Barry Carroll**, **Eric Floyd** and cash, which marked the first time that the first picks in an NBA draft had been traded for each other (Carroll 1980, Sampson 1983).

1988

June 6 **Bill Fitch** relieved as head coach.
June 13 **Don Chaney** named head coach.
June 23 In the 1988 expansion draft, the Miami Heat selected **Andre Turner** from the Rockets.
July 15 Traded **Robert Reid** and 1990 2nd round pick (**Steve Scheffler**) to Charlotte for **Bernard Thompson**.
July 19 Signed **Mike Woodson**, the Rockets first free agent signee under new collective bargaining agreement.
Aug. 1 **John Killilea** hired as assistant coach/player personnel.
Oct. 7 Traded **Cedric Maxwell** to Washington for **Jim Grandholm**.
Oct. 11 Traded **Rodney McCray** and **Jim Petersen** to Sacramento for **Otis Thorpe**.
Nov. 2 Traded **Joe Barry Carroll** and **Lester Conner** to New Jersey for **Tim McCormick**, **Frank Johnson**, **Tony Brown** and **Lorenzo Romar**.

- 1989**
- Feb. 3** **Calvin Murphy** hired as assistant coach/shooting and community relations.
- June 15** In the 1989 expansion draft, the Orlando Magic selected **Frank Johnson** from the Rockets.
- July 11** Signed **Larry Smith**.
- Aug. 2** Signed **Adrian Caldwell** and **Byron Dinkins**.
- Aug. 15** Traded cash to San Antonio for **Anthony Bowie**.
- Aug. 17** Signed **John Lucas**, marking the fourth time he had signed with Rockets.
- Sept. 11** **Steve Patterson** named General Manager. **Ray Patterson** retains title of President.
- Sept. 21** Signed **Lewis Lloyd**.
- Sept. 25** Signed **Mitchell Wiggins**.
- Sept. 26** Signed **Chuck Nevitt**.
- 1990**
- Feb. 21** Traded cash to San Antonio for **Vernon Maxwell**.
- Feb. 21** Traded **Derrick Chievous** to Cleveland for 1991 2nd round pick (**Zan Tabak**), 1992 2nd round pick (**Curtis Blair**), and 1993 2nd round pick from Boston via New Jersey (**Richard Petruska**).
- Feb. 27** Signed **Lewis Lloyd** to 10-day contract.
- Mar. 9** Signed **Lewis Lloyd** to a second 10-day contract.
- Mar. 20** Signed **Lewis Lloyd** for remainder of season.
- June 27** Traded **Alec Kessler** to Miami for rights to **Dave Jamerson** (No. 15, 1st Round) and **Carl Herrera** (No. 30, 2nd Round).
Re-signed **Eric Floyd**.
- July 2** **Ray Patterson** retires as President.
- Aug. 29** **E.C. "Ed" Schmidt** named fourth president in franchise history.
- Sept. 27** Traded **Tim McCormick** and **John Lucas** to Atlanta for **Kenny Smith** and **Roy Marble**.
- Oct. 11** Signed **Dave Jamerson**.
- 1991**
- May 23** **Don Chaney** named NBA Coach of the Year; signs multi-year contract.
- June 26** Traded **Keith Hughes** to Cleveland in exchange for a 1996 2nd round pick and cash.
- July 1** Tendered qualifying offers to restricted free agents **Kenny Smith**, **David Wood**, **Matt Bullard** and **Kennard Winchester**; did not make a qualifying offer to **Dave Feitl**.
- July 17** Assistant coaches **Carroll Dawson**, **Rudy Tomjanovich** and **John Killilea** signed to multi year extensions.
- Aug. 23** Waived **Adrian Caldwell** for purpose of allowing him to sign with Cantu of Italian A1 League; he had reached an agreement with the Rockets to be released from the final year of his two-year contract.
- Sept. 3** Signed **John Turner**.
- Oct. 2** Signed **Carl Herrera**.
- Oct. 11** Signed **Vernon Maxwell** to contract extension; also signed **Tree Rollins** and **Matt Bullard**.
- Oct. 23** Re-signed **Kenny Smith**.
- 1992**
- Feb. 18** **Don Chaney** relieved as head coach; **Rudy Tomjanovich** promoted to interim head coach.
- Feb. 23** **Bill Berry** hired as assistant coach.
- Mar. 23** Placed **Hakeem Olajuwon** on suspended list.
- Mar. 31** Activated **Hakeem Olajuwon** from suspended list.
- May 20** **Rudy Tomjanovich** named head coach; **Carroll Dawson** and **Bill Berry** retained as assistants.
- June 15** **Joe Ash** hired as scout and **Jim Boylen** hired as video coordinator.
- July 1** Tendered qualifying offers to restricted free agents **Matt Bullard**, **Carl Herrera**, **Avery Johnson** and **David Wood**; did not extend qualifying offer to **Buck Johnson**; **Tree Rollins**, **Larry Smith** and **Buck Johnson** each became an unrestricted free agent.
- July 2** Traded two future 2nd round picks (1993, 1996) to Orlando for **Greg Kite**.
- July 20** Signed **Robert Horry**.
- July 20** **July 20** July 2 trade between Houston and Orlando rescinded due to **Greg Kite's** failure to pass Rockets physical.
- Aug. 21** Waived **John Turner** for purpose of allowing him to sign with Spain's CAI Zaragoza.
- Sept. 25** Traded 1995 2nd round pick to Minnesota for **Scott Brooks**.
- Oct. 5** Traded **David Wood** to San Antonio for a 1995 2nd round pick.
- 1993**
- Mar. 15** **Hakeem Olajuwon** signed to a contract extension.
- June 30** Selected **Sam Cassell** with 24th pick, **Richard Petruska** with 46th pick and **Marcelo Nicola** with 50th pick in 1993 NBA Draft. Acquired draft rights to **Eric Riley** from Dallas for draft rights to **Ron "Popeye" Jones**.
- July 30** **Leslie L. Alexander** purchases franchise from **Charlie Thomas**.
- Aug. 2** Waived **Eric Floyd**. Acquired **Mario Elie** from Portland for a 1995 2nd round pick the Rockets acquired from San Antonio for **David Wood** on Oct. 5, 1992.
- Aug. 17** Signed **Sam Cassell**, **Richard Petruska** and **Eric Riley**.
- Aug. 30** **Tod Leiweke** named President of franchise; **Steve Patterson** relieved of duties as General Manager.
- Sept. 16** **Larry Smith** hired as assistant coach.
- Oct. 7** Signed **Ashraf Amaya** and **Scott Meents**.
- Nov. 1** Waived **Dave Jamerson**.
- Nov. 2** Waived **Ashraf Amaya** and **Scott Meents**.
- Nov. 10** Head Coach **Rudy Tomjanovich** signed to a contract extension.
- 1994**
- Jan. 31** **Tod Leiweke** resigns as President; **John Thomas** promoted to Executive Vice President of Business Operations.
- Feb. 4** Acquired **Sean Elliott** from Detroit for **Robert Horry**, **Matt Bullard** and future considerations.
- Feb. 6** Trade of Feb. 4 nullified due to **Sean Elliott's** not passing Rockets physical.
- Apr. 1** Signed **Larry Robinson** to 10-day contract.
- Apr. 12** Signed **Larry Robinson** to a second 10-day contract.
- Apr. 19** Signed **Chris Jent** for the remainder of season.
- Apr. 21** Signed **Earl Cureton** and **Larry Robinson** for the rest of the season.
- Apr. 29** **Bob Weinhauer** hired as Vice President of Basketball Operations.
- June 22** **Rockets win first NBA Championship with 90-84 win over the New York Knicks in Game Seven of the NBA Finals.**
- June 29** Selected **Albert Burditt** in the 1994 NBA Draft.
- July 20** Signed 1991 2nd round pick **Zan Tabak**.
- Sept. 20** Signed **Adrian Caldwell**.
- Sept. 21** Signed **Tim Breaux** and **Larry Robinson**.
- Oct. 4** Signed **Mario Elie** to a multi-year contract extension. Tendered a qualifying offer to **Chris Jent**.

Dates & Deals

Oct. 14 Waived **Albert Burditt** and **Larry Robinson**.
 Nov. 29 Waived **Adrian Caldwell**. Signed **Pete Chilcutt**.
 Dec. 1 Waived **Chris Jent**.
 Dec. 12 Waived **Eric Riley**.

1995

Feb. 1 Signed **Chucky Brown** to 10-day contract.
 Feb. 14 Signed **Chucky Brown** to a second 10-day contract. Acquired **Clyde Drexler** and **Tracy Murray** from the Portland Trail Blazers in exchange for **Otis Thorpe** and the 1993 2nd round draft rights of **Marcelo Nicola**.
 Feb. 23 Acquired **Morlon Wiley** and a 1995 2nd round pick from the Dallas Mavericks in exchange for **Scott Brooks**.
 Feb. 24 Signed **Chucky Brown** for the remainder of the season. Waived **Morlon Wiley**.
 Mar. 2 Signed **Charles Jones** to 10-day contract.
 Apr. 22 Signed **Charles Jones** for the remainder of the season.
 June 14 **Rockets win second consecutive NBA Championship with 113-101 win over the Orlando Magic in Game Four of the NBA Finals.**
 June 25 In the 1995 expansion draft, the Toronto Raptors selected **Zan Tabak** from the Rockets.
 June 28 Selected **Erik Meek** with the 41st pick of the 1995 NBA Draft.
 Sept. 25 Signed **Eldridge Recasner**.
 Sept. 27 Signed **Pete Chilcutt** to a contract extension.
 Sept. 29 Signed **Mark Bryant**.
 Oct. 3 Signed **Chucky Brown** and **Charles Jones** to multi-year contract extensions.
 Oct. 5 Signed **Ricky Blanton**, **Alvin Hegg**, **Tony Watson** and **Tremaine Wingfield**.
 Oct. 13 Waived **Tony Watson** and **Tremaine Wingfield**.
 Oct. 16 Waived **Ricky Blanton**.
 Nov. 19 Waived **Alvin Hegg**.
 Nov. 27 Signed **Clyde Drexler** to a contract extension.

1996

Jan. 11 Signed Head Coach **Rudy Tomjanovich** to a multi-year contract extension.
 Jan. 20 Signed **Henry James** to 10-day contract.
 Jan. 30 Signed **Henry James** to a second 10-day contract.
 Feb. 12 Signed **Sam Mack** to 10-day contract.
 Feb. 22 Signed **Sam Mack** to a second 10-day contract.
 Signed **Jaren Jackson** to 10-day contract.
 Mar. 3 Signed **Sam Mack** for the remainder of the season. Signed **Jaren Jackson** to a second 10-day contract.
 Mar. 5 Signed **Melvin Booker** to 10-day contract.
 Mar. 13 Signed **Tracy Moore** to 10-day contract.
 Mar. 15 Signed **Melvin Booker** to a second 10-day contract.
 Mar. 23 Signed **Tracy Moore** to a second 10-day contract.
 Mar. 27 Signed **Melvin Booker** for the remainder of the season.
 Apr. 3 Signed **Tracy Moore** for the remainder of the season.
 June 19 Traded **Pete Chilcutt**, **Tim Breaux**, two 1996 picks and a 1997 pick to the Vancouver Grizzlies for two 1996 draft picks and one 1997 pick.
 June 26 Selected **Othella Harrington** with 30th pick, **Randy Livingston** with 42nd pick and **Terrell Bell** with the 50th pick of the 1996 NBA Draft.
 June 28 Signed **Emanuel Davis**.

July 15 Signed **Hakeem Olajuwon** to a contract extension.
 July 16 Signed **Brent Price**. Renounced the rights to **Melvin Booker**, **Earl Cureton**, **Eldridge Recasner** and **Kenny Smith**.
 July 26 **Robert Barr** promoted to Senior Executive Vice President of Basketball Affairs. **Carroll Dawson** promoted to Executive Vice President of Basketball. **Jim Boylen** promoted to Assistant Coach. **Mike Wells** promoted to Video Coordinator.
 Aug. 13 Re-signed **Mario Elie**.
 Aug. 19 Traded **Chucky Brown**, **Mark Bryant**, **Sam Cassell** and **Robert Horry** to the Phoenix Suns for **Charles Barkley** and a 2nd round pick in the 1999 NBA Draft.
 Signed **Kevin Willis**.
 Aug. 28 Re-signed **Charles Jones**, **Sam Mack** and **Tracy Moore**.
 Aug. 30 **Bob Weinhauer** resigns as Vice President of Basketball Operations.
 Oct. 1 Signed **Matt Bullard**, **Matt Maloney**, **Joe Stephens**, **Othella Harrington**, **Randy Livingston** and **Terrell Bell**.
 Oct. 30 Waived **Terrell Bell** and **Joe Stephens**.
 Nov. 27 Signed **Elmer Bennett**.
 Dec. 23 Waived **Elmer Bennett**.

1997

Feb. 12 Signed **Joe Stephens** to 10-day contract.
 Feb. 20 NBA voided **Joe Stephens'** 10-day contract due to the league's agreement with FIBA.
 Mar. 1 Signed **Sedale Threatt** for the remainder of the season. Waived **Tracy Moore**.
 Mar. 3 Signed **Eddie Johnson** for the remainder of the season.
 June 25 Selected **Rodrick Rhodes** with the 24th pick and **Serge Zwikker** with the 30th pick of the 1997 NBA Draft.
 July 2 Re-signed **Emanuel Davis**.
 July 10 Signed **Rodrick Rhodes** and **Serge Zwikker**.
 July 23 Re-signed **Othella Harrington**.
 July 26 Signed **Joe Stephens**.
 Aug. 1 Signed Head Coach **Rudy Tomjanovich** to a contract extension.
 Aug. 12 Re-signed **Eddie Johnson**.
 Aug. 15 Re-signed **Matt Maloney**.
 Sept. 8 Re-signed **Matt Bullard**.
 Oct. 1 Re-signed **Sam Mack**. Signed **Doug Brandt**. Renounced the rights to **Sedale Threatt**.
 Oct. 2 Re-signed **Randy Livingston**.
 Oct. 28 Waived **Doug Brandt**. Acquired a 2nd round pick for the 1999 or 2000 NBA Draft from Vancouver in exchange for **Sam Mack**.
 Oct. 30 Waived **Randy Livingston**.
 Nov. 25 Signed **Charles Jones**.

1998

Mar. 18 **Clyde Drexler** announces that he will retire at the conclusion of the 1997-98 season to assume the head basketball coaching position at the University of Houston.
 Apr. 19 **Moses Malone's** #24 is retired by the Rockets organization.
 June 9 Traded **Kevin Willis** to the Toronto Raptors for **Roy Rogers** and two first round picks in the 1998 NBA Draft.
 June 24 Selected **Michael Dickerson** with the 14th pick, **Bryce Drew** with the 16th pick, **Mirsad Turkcan** with the 18th pick and **Cuttino Mobley** with the 41st pick of the 1998 NBA Draft.
 Sept. 29 **George Postolos** hired as chief operating officer.

Dates & Deals

1999

- Jan. 22** Re-signed **Charles Barkley**. Traded the draft rights for **Mirsad Turkcan** to the Philadelphia 76ers for a conditional 1st round draft pick. Traded **Roy Rogers** and a 2nd round pick in the 1999 NBA Draft to the Chicago Bulls for **Scottie Pippen**. Renounced the rights to **Emanuel Davis**, **Mario Elie**, **Charles Jones**, **Joe Stephens** and **Serge Zwikker**.
- Jan. 23** Re-signed **Matt Bullard**, **Othella Harrington**, **Eddie Johnson** and **Matt Maloney**. Signed free agents **Antoine Carr**, **John Coker** and **Anthony "Pig" Miller**.
- Jan. 23** Signed **Michael Dickerson**, **Bryce Drew** and **Cuttino Mobley**.
- Feb. 5** Signed **Stanley Roberts**.
- Feb. 16** Waived **John Coker**.
- Feb. 18** Rockets Head Coach **Rudy Tomjanovich** named head coach of the USA Basketball Team, which will participate in the 1999 qualification tournament for the 2000 Olympic Games.
- Mar. 11** Traded **Rodrick Rhodes** to the Vancouver Grizzlies for **Sam Mack**.
- June 30** Selected **Kenny Thomas** with the 22nd pick, **Tyrone Washington** with the 44th pick and **Venson Hamilton** with the 50th pick of the 1999 NBA Draft.
- Aug. 11** **Robert Barr** resigns his post as Sr. Executive Vice-President of Basketball Affairs.
- Aug. 13** Signed **Kenny Thomas**.
- Aug. 27** Acquired the draft rights to **Steve Francis** along with **Tony Massenburg** from Vancouver and **Don MacLean** and a future 1st round pick from Orlando in a three-way, 11-player trade. In exchange for the players and draft pick, the Rockets traded **Antoine Carr**, **Michael Dickerson**, **Othella Harrington**, **Brent Price** and a future 1st round pick to Vancouver while Orlando acquired **Lee Mayberry**, **Makhtar Ndiaye**, **Rodrick Rhodes** and **Michael Smith** from Vancouver. The Grizzlies also received a future 2nd round pick from Orlando.
- Sept. 1** Signed **Steve Francis**.
- Sept. 2** Signed **Thomas Hamilton**.
- Sept. 29** Signed **Shandon Anderson**.
- Oct. 2** Traded **Scottie Pippen** to the Portland Trail Blazers for **Stacey Augmon**, **Kelvin Cato**, **Ed Gray**, **Carlos Rogers**, **Brian Shaw** and **Walt Williams**.
- Oct. 4** Re-signed **Charles Barkley**. Waived **Eddie Johnson**. **Mike Wells** promoted to Assistant Coach. **Dennis Lindsey** promoted to Director of Player Personnel.
- Oct. 5** Waived **Ed Gray** and **Brian Shaw**.
- Oct. 12** Waived **Stacey Augmon**.
- Oct. 24** **Charles Barkley** announces that he will retire at the conclusion of the 1999-2000 season.
- Oct. 28** Signed **Kelvin Cato** to a contract extension.
- Nov. 1** Waived **Matt Maloney** and **Don MacLean**.
- Dec. 10** Signed **Devin Gray**.

2000

- Jan. 5** Waived **Devin Gray**.
- Jan. 6** Signed **Anthony "Pig" Miller** to 10-day contract.
- Jan. 7** Signed **Devin Gray** to 10-day contract.
- Jan. 13** Signed **Bill Curley** to a 10-day contract.
- Jan. 16** Signed **Anthony "Pig" Miller** to a second 10-day contract.

- Jan. 17** Signed **Devin Gray** to a second 10-day contract.
- Jan. 23** Signed **Bill Curley** to a second 10-day contract.
- Jan. 26** Signed **Anthony "Pig" Miller** for the remainder of the season.
- Jan. 27** Signed **Devin Gray** for the remainder of the season.
- Feb. 3** **Clyde Drexler's** #22 is retired by the Rockets organization.
- Feb. 8** Signed **Martyn "Moochie" Norris** to 10-day contract.
- Feb. 18** Signed **Martyn "Moochie" Norris** to a second 10-day contract.
- Feb. 28** Signed **Martyn "Moochie" Norris** for the remainder of the season.
- March 4** Signed Head Coach **Rudy Tomjanovich** to a contract extension.
- June 28** Selected **Joel Przybilla** with 9th pick and **Eduardo Najera** with the 38th pick in the 2000 NBA Draft. Acquired draft rights to **Jason Collier** (15th pick) and a future 1st round pick from Milwaukee for draft rights to **Joel Przybilla**. Acquired draft rights to **Dan Langhi** (31st pick) from Dallas for draft rights to **Eduardo Najera** and a future 2nd round pick.
- July 17** Signed **Jason Collier** and **Dan Langhi**.
- Aug. 2** Re-signed **Cuttino Mobley**.
- Aug. 25** Signed **Maurice Taylor**.
- Sept. 28** Acquired a conditional future 1st round pick or two future 2nd round picks from Chicago in exchange for **Bryce Drew**.
- Oct. 2** Signed **Stais Boseman**, **Lorenzo Johnson** and **Rayford Young**.
- Oct. 15** Waived **Lorenzo Johnson** and **Rayford Young**.
- Oct. 30** Waived **Stais Boseman**.
- Dec. 1** Signed General Manager **Carroll Dawson** to a multi-year contract extension.
- Dec. 8** Signed **Anthony "Pig" Miller**.
- Dec. 28** Waived **Anthony "Pig" Miller**.

2001

- Feb. 28** Signed **Sean Colson** to 10-day contract.
- Mar. 10** Signed **Sean Colson** to a second 10-day contract.
- Mar. 20** Signed **Sean Colson** for the remainder of the season.
- June 2** Traded the 22nd pick in the 2001 NBA Draft to Orlando in exchange for the 23rd pick. In accordance with the guidelines in the trade agreement, the Magic will accept the 18th pick in the draft from Phoenix and convey it to Houston.
- June 27** Selected **Richard Jefferson** (13th pick), **Jason Collins** (18th pick) and **Brandon Armstrong** (23rd pick) in the 2001 NBA Draft. Acquired draft rights to **Eddie Griffin** (7th pick) from New Jersey for draft rights to **Jefferson**, **Collins** and **Armstrong**. Acquired draft rights to **Terence Morris** (34th pick) from Atlanta for a future 1st round pick.
- July 2** Did not exercise team option on **Carlos Rogers**. In addition, **Shandon Anderson** and **Maurice Taylor** decided not to exercise player options on their contracts.
- Aug. 2** Acquired a future 1st round draft pick (**Bostjan Nachbar**) and a future 2nd round draft pick (**Tito Maddox**) from Toronto in exchange for **Hakeem Olajuwon**.

Dates & Deals

- Aug. 10** Acquired **Glen Rice** from the New York Knicks and the draft rights to **Kyle Hill** from the Dallas Mavericks in exchange for **Shandon Anderson**. As part of the deal, the New York Knicks receive Anderson from Houston and **Howard Easley** from Dallas, while the Mavericks acquire **Tyrone "Muggsy" Bogues**.
- Aug. 17** Finalized the trade for **Glen Rice**, with the Rockets receiving future considerations from both Dallas and New York.
- Sept. 7** Exercised option on fourth year of **Steve Francis'** contract. Signed **Terence Morris**.
- Sept. 10** Signed **Oscar Torres**.
- Sept. 19** Signed **Eddie Griffin**. Promoted **Melvin Hunt** and **Dean Cooper** to assistant coaches.
- Sept. 26** Exercised the option on the fourth year of **Kenny Thomas'** contract. Signed **Tierre Brown** and **Ike Nwankwo**.
- Sept. 27** Signed **Darren Kelly**.
- Sept. 29** Signed **Marc Jackson** to an offer sheet, which was later matched by Golden State. Signed **Damon Jones**.
- Oct. 1** Re-signed guard **Martyn "Moochie" Norris**.
- Oct. 22** Acquired **Kevin Willis** for the team's 2002 2nd round pick in a three-team trade with Denver and Milwaukee. As part of the deal, Denver received **Scott Williams** and a future 1st round draft pick from Milwaukee, while Milwaukee acquired **Aleksandar Radojevic** from Denver and Houston's draft pick.
- Oct. 25** Waived **Damon Jones**, **Darren Kelly** and **Ike Nwankwo**.

2002

- May 19** With **Steve Francis** serving as the team representative, the Rockets won the 2002 NBA Draft Lottery, earning the right to pick first in the 2002 NBA Draft.
- June 26** Selected **Yao Ming** (1st pick), **Bostjan Nachbar** (15th pick) and **Tito Maddox** (38th pick) in the 2002 NBA Draft.
- June 29** Did not exercise team option on **Oscar Torres**.
- July 11** Signed **Bostjan Nachbar**.
- Aug. 26** Signed **Steve Francis** to a contract extension.
- Sept. 12** Signed **Tito Maddox**.
- Sept. 25** Signed **Steve Goodrich** and **Pete Miceal**.
- Sept. 26** Signed **Tierre Brown** and **Oscar Torres**.
- Sept. 30** Signed **Juaquin Hawkins** and **Sonny Watson**.
- Oct. 1** Signed **Brandon Kurtz**.
- Oct. 16** Waived **Brandon Kurtz** and **Sonny Watson**.
- Oct. 21** Signed **Yao Ming**.
- Oct. 24** Waived **Oscar Torres** and **Steve Goodrich**.
- Oct. 25** Promoted **Keith Jones** and **Dennis Lindsey** to Vice Presidents of Basketball Operations.
- Oct. 28** Waived **Tierre Brown**.
- Nov. 9** **Hakeem Olajuwon's** #34 is retired by the Rockets organization.
- Dec. 18** Acquired **James Posey** in a three-team trade with the Denver Nuggets and the Philadelphia 76ers. As part of the deal, the Nuggets received **Mark Bryant**, **Art Long**, and a future 1st round pick from Philadelphia and a future 2nd round pick from Houston, while the 76ers received **Kenny Thomas** from Houston.

2003

- Jan. 8** Waived **Pete Miceal**.
- Mar. 16** **Rudy Tomjanovich** announced a leave of absence as head coach of the team due to bladder cancer, as assistant coach **Larry Smith** coached the Rockets for the final 17 games of the season.

- May 23** **Rudy Tomjanovich** resigned as head coach.
- June 11** **Jeff Van Gundy** hired as head coach.
- June 26** Selected **Malick Badiane** with the 44th pick in the 2003 NBA Draft.
- June 31** Extended qualifying offer to restricted free agent **James Posey** (who later signed with Memphis). Elected not to exercise the team options on **Tito Maddox** and **Terence Morris**.
- July 2** **Steve Clifford**, **Andy Greer**, **Tom Thibodeau** and **Patrick Ewing** hired as assistant coaches.
- July 26** Signed **Eric Piatkowski**.
- Aug. 7** Signed **Adrian Griffin**.
- Sept. 8** Signed **Torrave Braggs**, **Ben Davis**, **Gabe Muoneke**, **Alex Scales** and **Mike Wilks**.
- Sept. 17** Signed **Peter Cornell**.
- Sept. 29** Signed **Melvin Sanders** and **Guy Rucker**.
- Sept. 30** Acquired **John Amaechi** and a future 2nd round pick from Utah in exchange for **Glen Rice**, future considerations and cash.
- Sept. 30** Waived **Melvin Sanders** and **Guy Rucker**. Signed **Jim Jackson**.
- Oct. 16** Suspended **Eddie Griffin**.
- Oct. 16** Signed **Anthony "Pig" Miller**.
- Oct. 17** Waived **Peter Cornell** and **Jameel Watkins**.
- Oct. 23** Waived **Anthony "Pig" Miller**, **Gabe Muoneke** and **Alex Scales**.
- Oct. 27** Placed **Ben Davis** (knee surgery), **Adrian Griffin** (knee surgery) and **Eric Piatkowski** (left ankle sprain) on the injured list.
- Oct. 27** Placed **Eddie Griffin** on suspended list.
- Oct. 28** Signed **Scott Padgett**.
- Oct. 30** Played the first regular season game in Toyota Center (102-85 win vs. Denver). Signed **Alton Ford**.
- Nov. 9** Waived **Alton Ford**.
- Nov. 19** Waived **Alton Ford**.
- Nov. 23** Waived **Torrave Braggs**.
- Nov. 23** Signed **Alton Ford**.
- Nov. 24** Activated **Eric Piatkowski**.
- Nov. 24** Placed **Mike Wilks** (right shoulder contusion) on the injured list.
- Dec. 11** Waived **Ben Davis**.
- Dec. 19** Waived **Eddie Griffin**.
- Dec. 23** Activated **Mike Wilks**.
- Dec. 23** Placed **John Amaechi** (viral infection/food poisoning) on the injured list.
- Dec. 30** Acquired **Clarence Weatherspoon** from New York in exchange for **John Amaechi** and **Martyn "Moochie" Norris**.

2004

- Jan. 7** Waived **Alton Ford**.
- Jan. 15** Signed **Mark Jackson**.
- Feb. 2** Suspended **Steve Francis** for one game.
- Feb. 4** Activated **Adrian Griffin**.
- Feb. 4** Placed **Mike Wilks** (right foot plantar fasciitis) on the injured list.
- Mar. 18** Signed **Charles Oakley** to 10-day contract.
- Mar. 18** Placed **Kelvin Cato** (left shoulder sprain) on the injured list.
- Mar. 26** Activated **Mike Wilks**.
- Mar. 26** Placed **Adrian Griffin** (right knee chondromalacia) on the injured list.
- Mar. 28** Signed **Charles Oakley** to a second 10-day contract.
- Apr. 6** Waived **Charles Oakley**.
- June 24** Selected **Luis Flores** with 55th pick in the 2004 NBA Draft. Acquired draft rights to **Vassilis Spanoulis** (50th pick) from Dallas for draft rights to **Luis Flores**.
- June 29** Acquired **Tracy McGrady**, **Juwan Howard**, **Tyrone Lue** and **Reece Gaines** from Orlando for **Steve Francis**, **Cuttino Mobley** and **Kelvin Cato**.

Dates & Deals

- Aug. 9** Signed **Charlie Ward** and **Bob Sura**.
Sept. 1 Signed **Scott Padgett**.
Sept. 8 Acquired **Dikembe Mutombo** from Chicago for **Adrian Griffin**, **Eric Platkowski** and **Mike Wilks**.
Sept. 16 Exercised the option on the fourth year of **Yao Ming's** contract.
Sept. 29 Signed **Ryan Bowen**.
Sept. 30 Signed **David Hawkins**, **Brooks Sales** and **Derrick Zimmerman**.
Oct. 25 Waived **Brooks Sales**.
Oct. 28 Waived **Derrick Zimmerman**. Signed **Andre Barrett**.
Nov. 1 Waived **David Hawkins**. Placed **Andre Barrett** (left hamstring strain), **Reece Gaines** (left foot, plantar fasciitis) and **Bob Sura** (herniated disc) on the injured list.
Nov. 23 Activated **Andre Barrett**. Placed **Ryan Bowen** (left knee tendinitis) on the injured list.
Nov. 27 Activated **Bob Sura**. Placed **Charlie Ward** (bruised right knee) on the injured list.
Dec. 2 Activated **Reece Gaines**. Placed **Tyronn Lue** (sore right knee) on the injured list.
Dec. 4 Activated **Ryan Bowen**. Placed **Bostjan Nachbar** (plantar fasciitis, left foot) on the injured list.
Dec. 15 Activated **Tyronn Lue**. Placed **Reece Gaines** (left ankle tendinitis) on the injured list.
Dec. 22 Activated **Charlie Ward**. Placed **Andre Barrett** (left patellar tendinitis) on the injured list. Activated **Bostjan Nachbar**. Placed **Ryan Bowen** (left hip contusion) on the injured list.
Dec. 23 Acquired **Jon Barry** from the Atlanta Hawks in exchange for **Tyronn Lue**.
Dec. 26 Activated **Reece Gaines**. Placed **Charlie Ward** (right knee contusion) on the injured list.
Dec. 27 Acquired **David Wesley** from the New Orleans Hornets in exchange for **Jim Jackson** and **Bostjan Nachbar**.

2005

- Jan. 2** Activated **Andre Barrett** and **Ryan Bowen**. Placed **Clarence Weatherspoon** (right calf strain) on the injured list.
Jan. 16 Placed **Reece Gaines** (left ankle tendinitis) on the injured list. Signed **Brandin Knight** to 10-day contract.
Jan. 18 Activated **Clarence Weatherspoon**. Placed **Maurice Taylor** (flu) on the injured list.
Jan. 19 Signed **Rod Strickland**. Released **Brandin Knight**.
Feb. 24 Waived **Rod Strickland**.
Feb. 24 Placed **Bob Sura** (inflammation of scar tissue surrounding the vertebrae) and **Andre Barrett** (left ankle sprain) on the injured list.
Feb. 24 Acquired **Mike James** and **Zendon Hamilton** from the Milwaukee Bucks in exchange for **Reece Gaines** and two future second-round draft picks.
Feb. 24 Acquired **Vin Baker** and **Martyn "Moochie" Norris** from the New York Knicks in exchange for **Maurice Taylor**.
Feb. 24 Waived **Zendon Hamilton**.
Mar. 11 Activated **Bob Sura**. Placed **"Moochie" Norris** (left foot plantar fasciitis) on the injured list.
Mar. 19 Waived **Andre Barrett**. Signed **Torraye Braggs**.
Mar. 19 Placed **Juwan Howard** (right knee sprain) on the injured list.
June 28 Selected **Luther Head** with the 24th overall

- pick of the 2005 NBA Draft.
July 1 Signed **Luther Head**.
Aug. 2 Signed free agent **Stromile Swift**.
Aug. 5 Re-signed free agent **Ryan Bowen**.
Aug. 11 Re-signed free agent **Jon Barry**.
Aug. 15 Designated **Clarence Weatherspoon** for the amnesty (waiver) provision under NBA's new collective bargaining agreement. The provision allowed a team to remove a player's contract amount from the team's salary cap for purposes of calculating the luxury tax.
Aug. 23 Signed free agent **Derek Anderson**.
Aug. 26 Re-signed free agent **Dikembe Mutombo**.
Sept. 1 Signed **Yao Ming** to a multi-year contract extension.
Sept. 8 Signed free agent forward **Lonny Baxter**.
Sept. 29 **Bob Sura** underwent a successful arthroscopic procedure to remove loose particles in his right knee.
Oct. 3 Signed free agents **Dion Glover**, **Chuck Hayes** and **Keith Langford**.
Oct. 4 Acquired **Rafer Alston** from the Toronto Raptors in exchange for **Mike James**.
Oct. 7 Waived forward **Vin Baker**.
Oct. 12 Waived **Charlie Ward**.
Oct. 25 Waived **Chuck Hayes** and **Keith Langford**.
Oct. 28 Hired **Charlie Ward** as Assistant Coach/Player Development.
Nov. 22 **Bob Sura** underwent surgery to repair a ruptured disc in his back. Announced **Dion Glover** underwent knee surgery to repair a boney defect in his right knee.
Dec. 5 Waived **Dion Glover**.
Dec. 10 Signed **Stephen Graham**.
Dec. 19 **Yao Ming** underwent successful surgery to clean out an infection in his left big toe for a condition known as osteomyelitis, which is a common inflammation of the bone caused by bacteria.
Dec. 29 Signed free agent **Josh Davis** and waived **Stephen Graham**. After receiving a special exception from the NBA due to injuries, team signed **John Lucas III**.

2006

- Jan. 4** Waived **Josh Davis** and **John Lucas III**.
Jan. 8 Re-signed **John Lucas III** to 10-day contract.
Jan. 18 Signed **John Lucas III** to a second 10-day contract. After receiving another special exception from the NBA due to injuries, the Rockets also re-signed **Chuck Hayes** to 10-day contract.
Jan. 28 Signed **Chuck Hayes** for the remainder of the season. In addition, Houston's second 10-day contract for **John Lucas III** expired.
Feb. 9 Acquired **Keith Bogans** from the Charlotte Bobcats in exchange for **Lonny Baxter**.
Feb. 13 Acquired **Maciej Lampe** from the New Orleans/Oklahoma City Hornets in exchange for **"Moochie" Norris**.
Feb. 23 Acquired **Gerald Fitch** from the Miami Heat in exchange for **Derek Anderson**.
Mar. 1 Waived **Jon Barry**.
Mar. 2 Claimed **Rick Brunson** off waivers from the Seattle SuperSonics.
Mar. 6 Assigned **Gerald Fitch** to the Austin Toros of the NBA D-League.
Mar. 13 Recalled and subsequently waived **Gerald Fitch** from the Austin Toros of the NBA D-League.
Mar. 20 Claimed **Richie Frahm** off waivers from the Minnesota Timberwolves.
Apr. 3 Named **Daryl Morey** as the team's Assistant General Manager, and will assume the General Manager position after the 2006-07 season.

Dates & Deals

- Apr. 14** **Yao Ming** underwent successful surgery to repair a clean break of the fifth metatarsal bone in his left foot.
- Apr. 28** Agreed to a multi-year contract extension with Rockets Vice President of Basketball Operations/Player Personnel **Dennis Lindsey**.
- May 30** Announced that Rockets President & CEO **George Postolos** would resign effective June 30 to found The Postolos Group, a merchant firm focused on investment opportunities in the sports and entertainment field.
- June 13** Picked up the option on the contract of **Chuck Hayes**.
- June 28** Selected Connecticut forward **Rudy Gay** with the eighth overall selection in the 2006 NBA Draft. Added Marquette forward **Steve Novak** in the second round with the 32nd overall pick, which was previously acquired from the New York Knicks. Acquired the draft rights to forward **Lior Eliyahu** from the Orlando Magic for cash considerations. The Magic selected Eliyahu with 44th overall selection, which was a pick acquired by Orlando from the Milwaukee Bucks.
- July 12** Acquired **Shane Battier** from the Memphis Grizzlies in exchange for **Stromile Swift** and the draft rights to **Rudy Gay**.
- July 14** Acquired **Kirk Snyder** from the New Orleans/Oklahoma City Hornets in exchange for cash and future draft considerations.
- July 19** Signed Greek guard **Vassilis Spanoulis** to a multi-year contract.
- July 26** Signed second-round draft pick **Steve Novak** to a multi-year contract.
- July 28** Signed free agent **John Lucas III** to a multi-year contract.
- Aug. 4** Signed free agent **Kelenna Azubuike**.
- Aug. 30** Assistant Coach **Patrick Ewing** announced his resignation from the team's coaching staff, citing a desire to spend more time with his family as a primary reason for his decision.
- Sept. 5** Added free agents **Casey Jacobsen** and **Matt Haryasz**.
- Oct. 2** Signed free agents **Scott Padgett** and **Bonzi Wells**.
- Oct. 9** **Yao Ming** had the nail removed from his left big toe.
- Oct. 19** Released **Matt Haryasz**.
- Oct. 24** Waived **Kelenna Azubuike**.
- Oct. 27** Waived **Ryan Bowen** and **Casey Jacobsen**. Picked up the options on the contracts of **Luther Head** and **Kirk Snyder**.
- Oct. 30** Houston Rockets Owner **Leslie Alexander** named **Tad Brown** as CEO of the Houston Rockets and Clutch City Sports & Entertainment.
- Nov. 21** **Kirk Snyder** underwent a successful surgical procedure to repair a spiral fracture of the second metacarpal bone in his right hand.
- 2007**
- Feb. 13** Acquired **Jake Tsakalidis** from the Memphis Grizzlies in exchange for **Scott Padgett**.
- Apr. 16** **Carroll Dawson** was honored by Owner **Leslie Alexander** with "Carroll Dawson Tribute Night," where a banner bearing his name was hung from the rafters of Toyota Center in honor of Dawson's 27 seasons with the Rockets organization as General Manager and as an assistant coach.
- May 10** Owner **Leslie Alexander** announced that **Daryl Morey** officially assumed his role as General Manager of the franchise. Morey took over the position from retiring General Manager **Carroll Dawson**, who remained with the Rockets as a Senior Consultant.
- May 18** Announced that the Rockets and Head Coach **Jeff Van Gundy** had decided to part ways.
- May 23** Owner **Leslie Alexander** named **Rick Adelman** as the 11th head coach in team history.
- June 14** Acquired **Mike James** and **Justin Reed** from the Minnesota Timberwolves in exchange for **Juwan Howard**.
- June 19** Announced the hiring of **Elston Turner**, **Jack Sikma**, **T.R. Dunn** and **R.J. Adelman** as assistant coaches.
- June 25** Announced **Bonzi Wells** elected to opt in to the final year of his current contract. In addition, Rockets announced the signing of radio play-by-play man **Gene Peterson** and analyst **Jim Foley** to contract extensions through the 2007-08 season, which signified the final year for each as a member of the Rockets broadcast team. Peterson marks his 33rd season as the "Voice of the Rockets" while Foley enters his 36th year with the franchise.
- June 28** Selected Oregon guard **Aaron Brooks** in the first round (26th overall) of the 2007 NBA Draft. Houston then sent a future second-round selection and cash considerations to Seattle for the draft rights to Purdue forward **Carl Landry**, who was chosen by the SuperSonics in the second round (31st overall) with a pick previously acquired from the Memphis Grizzlies. The Rockets also acquired a second-round selection (54th overall) from the Orlando Magic for cash considerations, which Houston used to draft Australian guard **Brad Newley**. The pick was originally obtained by the Magic from the Cleveland Cavaliers.
- July 7** Signed first-round draft pick **Aaron Brooks** to a multi-year contract.
- July 12** Obtained the draft rights to Argentinean forward **Luis Scola** along with **Jackie Butler** from San Antonio in exchange for **Vassilis Spanoulis**, a second-round pick in the 2009 NBA Draft and other considerations going to the Spurs.
- July 13** Signed free agent **Mike Harris** to a non-guaranteed contract.
- July 17** Signed **Luis Scola** to a contract.
- July 20** Announced the signing of free agent **Steve Francis**.
- July 23** **Keith Garnett** announced as Rehabilitation & Performance Coordinator/Assistant Athletic Trainer.
- July 24** Officially announced the promotion of **Anthony Nila** to equipment manager.
- Aug. 3** Re-signed restricted free agent forward **Chuck Hayes**.
- Aug. 8** Announced the promotions of **Dean Cooper** to Vice President of Player Personnel and **Gersson Rosas** to Director of Scouting. In addition to the promotions, the Rockets named **Phil Jabour** as Personnel Video Coordinator.
- Sept. 5** Promoted **Keith Jones** to Senior Vice President of Basketball Operations/Athletic Trainer.
- Sept. 25** Announced the promotion of **Sam Hinkie** to Vice President of Basketball Operations.
- Oct. 1** Re-signed free agent **Dikembe Mutombo** and signed **Carl Landry**. Rockets also announced the hiring of **Kenny Atkinson** as Director of Player Development and the addition of **Pat Zipfel** as an advance scout.
- Oct. 22** Waived **Mike Harris**.

Dates & Deals

- Oct. 29** Waived **Jackie Butler**, **John Lucas**, **Justin Reed** and **Bob Sura**.
- Oct. 31** Picked up the option on the contract of **Luther Head**.
- Nov. 11** **Steve Novak** was assigned to Houston's NBA Development League affiliate, Rio Grande Valley Vipers.
- Dec. 6** Assigned **Aaron Brooks** to the Rio Grande Valley Vipers of the NBA D-League.
- Dec. 14** Recalled **Aaron Brooks** from Rio Grande Valley of the D-League.
- Dec. 16** **Steve Novak** also recalled from Rio Grande Valley of the D-League.
- 2008**
- Feb. 21** Acquired **Bobby Jackson** and **Adam Haluska** from New Orleans, as well as a second-round draft pick in the 2008 NBA Draft as part of a three-team trade between the Rockets, Hornets and Memphis Grizzlies. The trade had the Rockets sending **Mike James** and **Bonzi Wells** to the Hornets. To complete the deal, **Marcus Vinicius** was sent from New Orleans to Memphis, with the Rockets then acquiring the draft rights to **Sergei Lishouk** from the Grizzlies in exchange for the draft rights to **Malick Badiane**, who was Houston's second-round pick in the 2003 NBA Draft. The Rockets also acquired **Gerald Green** from the Minnesota Timberwolves in exchange for **Kirk Snyder**, Houston's 2010 second-round NBA Draft pick and cash considerations.
- Feb. 26** Signed **Bobby Jones** to a 10-day contract and waived **Adam Haluska**. **Steve Francis** also underwent successful surgery to repair a torn quadriceps tendon in his right knee.
- Mar. 3** **Yao Ming** underwent successful surgery to repair a stress fracture in the tarsal navicular bone in his left foot.
- Mar. 7** Signed **Justin Williams** to a 10-day contract following the expiration of a 10-day contract for **Bobby Jones**.
- Mar. 8** Signed **Mike Harris** to a 10-day contract and waived **Gerald Green**.
- Mar. 17** The 10-day contract for **Justin Williams** expired with the Rockets.
- Mar. 18** Signed **Mike Harris** to a second 10-day contract.
- Mar. 21** Signed **Loren Woods** to a 10-day contract.
- Mar. 29** Signed **Mike Harris** for the remainder of the season.
- Apr. 1** Rockets signed **Loren Woods** to a second 10-day contract.
- Apr. 11** Rockets Owner **Leslie Alexander** honored **Hakeem "The Dream" Olajuwon** for his many contributions to the Rockets organization with the unveiling of a commissioned bronze sculpture in front of Toyota Center. The Rockets also signed **Loren Woods** for the remainder of the season.
- May 6** **Tracy McGrady** underwent a pair of arthroscopic surgical procedures in order to clean out loose bodies in the joints of his left knee and left shoulder.
- May 7** **Steve Francis** elected to pick up the player option on the final year of his current contract.
- May 9** **Rafer Alston** underwent successful surgery to repair ligament and tendon damage in his right ankle. **Shane Battier** also underwent successful arthroscopic surgery in order to remove bone spurs in his left ankle.
- June 26** In the 2008 NBA Draft, Houston traded the draft rights to **Nicolas Batum** (25th overall pick) to the Portland Trail Blazers for the draft rights to **Darrell Arthur** (27th overall pick) and **Joey Dorsey** (33rd overall pick). The Rockets then sent the draft rights for Arthur to the Grizzlies for the draft rights to **Donté Greene** (28th overall pick) and Memphis' 2009 second-round pick. Houston took **Maarty Leunen** (54th overall pick) with its own selection in the second round.
- June 29** Extended qualifying offer to restricted free agent **Carl Landry**.
- June 30** Picked up the option on the contract of **Steve Novak**.
- July 10** Signed free agent **Brent Barry** to a two-year contract.
- July 14** Signed rookie **Donté Greene** to a multi-year deal.
- Aug. 6** Traded **Steve Novak** to the L.A. Clippers for future draft considerations.
- Aug. 13** Waived **Loren Woods**.
- Aug. 14** Acquired **Ron Artest**, **Patrick Ewing Jr.** and **Sean Singletary** from the Sacramento Kings in exchange for **Bobby Jackson**, **Donté Greene**, Houston's 2009 first-round draft pick and other considerations.
- Aug. 21** Hired **Brett Gunning** as Director of Player Development.
- Aug. 25** Acquired **D.J. Strawberry** from the Phoenix Suns in exchange for **Sean Singletary**.
- Aug. 28** **Chuck Hayes** underwent successful surgery to repair a broken nose sustained during a workout.
- Aug. 29** Acquired draft rights to **Frederic Weis** from the New York Knicks in exchange for **Patrick Ewing Jr.**
- Sept. 3** Announced the promotion of **Gersson Rosas** to Director of Player Personnel and the hiring of **Arturas Karnisovas** as Director of Global Scouting & International Affairs.
- Sept. 10** Announced hirings of **Gerald Madkins** as Director of Scouting and **Shawn Respert** as Director of Player Programs.
- Sept. 29** Officially matched the offer sheet to **Carl Landry** from the Charlotte Bobcats and came to terms on a contract with **Joey Dorsey**. Team also signed **Marcus Campbell** and **Von Wafer**.
- Oct. 5** Waived **Marcus Campbell**.
- Oct. 23** Waived **Mike Harris**.
- Oct. 24** Waived **D.J. Strawberry**.
- Oct. 30** Picked up the option on the contract of **Aaron Brooks**.
- Dec. 16** **Leslie Alexander** and the Rockets family honored **Gene Peterson** and **Jim Foley** with a private pre-game reception and a special tribute ceremony at halftime of the Rockets-Nuggets game, which included naming Toyota Center's Media Center after the long-time broadcast duo. Peterson and Foley stepped aside from the microphones at the end of the 2007-08 season following an amazing 21 years together on the Rockets Radio Network.
- Dec. 24** Acquired a conditional second-round pick in 2011 from the Memphis Grizzlies in exchange for **Steve Francis**, a 2009 second-round pick and cash considerations. The second-round pick going back to Memphis was originally acquired by the Rockets from the Grizzlies on 2008 NBA Draft night (6/26/08).
- Dec. 26** Assigned **Joey Dorsey** to Houston's NBA D-League affiliate the Rio Grande Valley Vipers.
- Dec. 31** Re-signed unrestricted free agent **Dikembe Mutombo**.

Dates & Deals

2009

- Jan. 10** Recalled **Joey Dorsey** from Rio Grande Valley on a rehabilitation assignment.
- Feb. 19** Acquired **Kyle Lowry** from Memphis and **Brian Cook** from Orlando as part of a three-team trade. The deal had the Rockets sending **Rafer Alston** to the Magic, while the Grizzlies received a first-round draft selection from Orlando in the 2009 NBA Draft along with **Adonal Foyle** and **Mike Wilks**.
- Feb. 24** **Tracy McGrady** underwent season-ending microfracture surgery on his left knee.
- Feb. 28** Waived **Luther Head**.
- Mar. 3** Signed **James White** to a 10-day contract on a GATORADE Call-Up from the Anaheim Arsenal of the NBA D-League.
- Mar. 13** Signed **James White** to a second 10-day contract.
- Mar. 23** Signed **James White** to a multi-year contract.
- Apr. 27** **Dikembe Mutombo** underwent successful surgery to repair a ruptured quadricep tendon in his left knee.
- May 21** Picked up the option on the contracts for assistant coaches **Elston Turner**, **Jack Sikma**, **T.R. Dunn** and **R.J. Adelman**.
- June 22** **Brian Cook** exercised player option on his contract for 2009-10.
- June 25** Obtained the draft rights to three second-round picks in the 2009 NBA Draft, acquiring the rights to Central Florida guard **Jermaine Taylor** (32nd overall) from the Washington Wizards and Spanish guard **Sergio Llull** (34th overall) from the Denver Nuggets each in exchange for cash considerations. Also acquired the rights to Arizona forward **Chase Budinger** (44th overall) from the Detroit Pistons for a future second-round pick and cash considerations.
- June 29** Became the first NBA team to enter into a single-affiliation partnership with their NBA D-League affiliate. Under terms of the agreement, the Rockets assumed responsibility of the Rio Grande Valley Vipers basketball operations while the local ownership group continued overseeing the team's business operations.
- July 8** Signed free agent **Trevor Ariza** using the Disabled Player Exception granted by the NBA for **Yao Ming**.
- July 10** Announced the hiring of **Darryl Eto** to the newly created position of Director of Strength & Conditioning.
- July 14** Acquired the rights to **David Andersen** from the Atlanta Hawks in exchange for cash and future considerations.
- July 21** **Yao Ming** underwent successful surgery to repair the broken bone in his left foot.
- Aug. 5** Signed **Jermaine Taylor** to a multi-year contract.
- Aug. 12** Came to terms on a multi-year deal with **David Andersen**.
- Aug. 13** Signed **Chase Budinger** to a multi-year contract.
- Sept. 3** Inked free agent **Pops Mensah-Bonsu**.
- Sept. 17** Announced the promotion of **Gersson Rosas** to Vice President of Player Personnel.
- Sept. 22** Traded **James White** to the Denver Nuggets in exchange for the draft rights to **Axel Hervelle**. Also signed free agent guards **Will Conroy** and **Garrett Temple**.
- Sept. 25** Owner **Leslie Alexander** announced the re-signing of **Daryl Morey** as the team's General Manager and Managing Director of Basketball Operations.
- Sept. 30** Signed **Romel Beck**.

- Oct. 7** Announced Vice President of Player Personnel **Gersson Rosas** has also been named General Manager of the team's NBA Development League affiliate the Rio Grande Valley Vipers.
- Oct. 21** Waived **Romel Beck** and **Garrett Temple**.
- Oct. 22** Released **Will Conroy**.
- Oct. 23** Waived **Brent Barry**.
- Oct. 30** Picked up the option on the contract of **Aaron Brooks**.
- Nov. 13** Assigned **Joey Dorsey** to Houston's single-affiliation NBA D-League partner Rio Grande Valley Vipers. Waived **Pops Mensah-Bonsu**.
- Dec. 23** Signed **Mike Harris** as a GATORADE Call-Up from the D-League Rio Grande Valley Vipers.

2010

- Jan. 6** Waived **Mike Harris**.
- Jan. 13** Recalled **Joey Dorsey** from Rio Grande Valley.
- Jan. 28** Assigned **Jermaine Taylor** to Rio Grande Valley. Signed **Will Conroy** from the Vipers to a 10-day contract.
- Feb. 4** Recalled **Jermaine Taylor** from Rio Grande Valley.
- Feb. 8** The 10-day contract for **Will Conroy** expired. Signed GATORADE Call-Up **Garrett Temple** from Rio Grande Valley to a 10-day contract.
- Feb. 18** Acquired **Kevin Martin** and **Hilton Armstrong** from the Sacramento Kings, as well as **Jordan Hill**, **Jared Jeffries** and draft considerations from the New York Knicks as part of a three-team, nine-player trade. The Rockets traded **Tracy McGrady** to New York, while sending **Carl Landry**, **Joey Dorsey** and cash considerations to Sacramento. The 10-day contract for **Garrett Temple** expired.
- Feb. 19** Re-assigned **Jermaine Taylor** to Rio Grande Valley.
- Feb. 20** Waived **Brian Cook** and signed **Garrett Temple** to a second 10-day contract.
- Feb. 23** Recalled **Jermaine Taylor** from Rio Grande Valley.
- Mar. 2** The 10-day contract for **Garrett Temple** expired. Signed **Will Conroy** to a second 10-day contract, marking Conroy's fifth-career GATORADE Call-Up to the NBA.
- Mar. 11** The second 10-day contract for **Will Conroy** expired.
- Mar. 17** Re-assigned **Jermaine Taylor** to Rio Grande Valley.
- Mar. 22** Promoted **Sam Hinkie** to Executive Vice President of Basketball Operations.
- Mar. 24** Recalled **Jermaine Taylor** from Rio Grande Valley. Signed **Mike Harris** from the Vipers for the remainder of the season, marking his third GATORADE Call-Up to the NBA in 2009-10.
- Apr. 9** Waived **Hilton Armstrong** and signed GATORADE Call-Up **Alexander Johnson** of the D-League's Sioux Falls Skyforce for the remainder of the season.
- Apr. 13** Assigned **Mike Harris** to Rio Grande Valley.
- June 24** Selected Kentucky forward **Patrick Patterson** in the first round (14th overall) of the 2010 NBA Draft.
- June 29** **Yao Ming** announced that he has elected to forgo the early termination option on his contract.
- June 30** Extended qualifying offers to **Kyle Lowry** and **Luis Scio**. Exercised a team option to extend the contract of **Chuck Hayes** to include the 2010-11 season.

Dates & Deals

- July 14** Signed **Patrick Patterson** to a multi-year deal.
- July 20** Inked free agent **Brad Miller** to a multi-year contract.
- July 21** Signed restricted free agent **Luis Scola** to a multi-year deal and officially matched the offer sheet that restricted free agent **Kyle Lowry** signed with the Cleveland Cavaliers on July 14.
- July 28** Traded **David Andersen** to the Toronto Raptors along with cash considerations in exchange for a future second-round pick.
- Aug. 11** Acquired **Courtney Lee** from the New Jersey Nets in a four-team, five-player trade that sent **Trevor Ariza** to the New Orleans Hornets.
- Aug. 23** Signed free agent **Ishmael Smith**.
- Aug. 25** Announced the naming of **Jason Biles** to the position of Director of Performance Rehabilitation/Associate Athletic Trainer.
- Sept. 22** Signed **Antonio Anderson** and **Jordan Eglseder**.
- Sept. 25** Added **Patrick Sullivan** to training camp roster.
- Oct. 7** Waived **Jordan Eglseder** and **Patrick Sullivan**.
- Oct. 8** Hired **David Patrick** as a Personnel Scout.
- Oct. 12** Signed **Jerel McNeal** to preseason roster.
- Oct. 18** Waived **Antonio Anderson**, **Mike Harris**, **Alexander Johnson** and **Jerel McNeal**.
- Oct. 29** Picked up the second-year option on the contract of **Jordan Hill** and the third-year option on **Courtney Lee**.
- Nov. 9** Assigned **Patrick Patterson** to Houston's single-affiliation NBA D-League partner Rio Grande Valley Vipers.
- Dec. 13** Recalled **Patrick Patterson** from the Vipers.
- Dec. 15** Acquired **Terrence Williams** from the New Jersey Nets in exchange for a lottery protected 2012 first-round pick, which was part of a deal involving the Rockets, Nets and L.A. Lakers. As part of the three-team trade, the Rockets also sent the Lakers the draft rights to **Sergei Lishouk**. In a separate trade, the team sent **Jermaine Taylor** and cash considerations to the Sacramento Kings for a conditional second-round draft pick.
- 2011**
- Jan. 6** **Yao Ming** underwent a successful surgical procedure to repair a stress fracture of the medial malleolus in his left ankle.
- Jan. 17** Assigned **Ishmael Smith** to the Rio Grande Valley Vipers.
- Jan. 24** Recalled **Ishmael Smith** from the Vipers.
- Feb. 1** Re-assigned **Ishmael Smith** to the Vipers.
- Feb. 7** Recalled **Ishmael Smith** from the Vipers.
- Feb. 24** Acquired **Hasheem Thabeet**, **DeMarre Carroll** and a future first-round draft pick from the Memphis Grizzlies in exchange for **Shane Battier** and **Ishmael Smith**. Houston also acquired **Goran Dragic** and draft considerations from the Phoenix Suns for **Aaron Brooks**.
- Feb. 25** Waived **Jared Jeffries**.
- Mar. 15** **Terrence Williams** underwent a minor surgical procedure to alleviate discomfort related to a lower abdominal distress.
- Mar. 21** Assigned **Hasheem Thabeet** to the Vipers.
- Mar. 23** Signed **Mike Harris** to a 10-day contract.
- Apr. 2** Inked **Mike Harris** to a second 10-day contract.
- Apr. 11** Signed **Marcus Cousin** to a multi-year contract and assigned him to Houston's single-affiliation NBA D-League partner Rio Grande Valley. Recalled **Hasheem Thabeet** from the Vipers and waived **DeMarre Carroll**.
- Apr. 13** Signed **Marqus Blakely** to a multi-year contract and the second 10-day contract for **Mike Harris** expired.
- Apr. 15** **Luis Scola** underwent a successful arthroscopic procedure to remove loose bodies in his left knee.
- Apr. 18** Rockets and Head Coach **Rick Adelman** mutually agreed to part ways.
- June 1** Named **Kevin McHale** as the 12th head coach in team history.
- June 23** Selected Kansas forward **Marcus Morris** with the 14th overall pick in the 2011 NBA Draft. Acquired from Minnesota the contract of **Jonny Flynn**, the draft rights to Lithuanian forward **Donatas Motiejunas** (20th overall pick) and the Timberwolves 2012 second-round selection in exchange for the contract of **Brad Miller**, the rights to Montenegro forward **Nikola Mirotic** (23rd overall pick), a future first-round pick and cash considerations. Selected Florida forward **Chandler Parsons** with the 38th overall pick in the 2011 NBA Draft.
- June 28** Picked up the team option on the contract of **Goran Dragic**.
- July 15** Hired **Kelvin Sampson** as lead assistant coach, as well as **John-Blair "J.B." Bickerstaff**, **Chris Finch** and **Brett Gunnig** as assistant coaches.
- July 20** **Yao Ming** announced that he has retired from the NBA.
- July 29** Added **Greg Buckner** as a player development coach.
- Dec. 11** Invited **Casey Mitchell** to the team's 2011 training camp.
- Dec. 12** Signed first-round draft pick **Marcus Morris**. Rockets also announced that they claimed **Jeremy Lin** off waivers from the Golden State Warriors. In addition, inked training camp invitee **Ibrahim Jaaber**.
- Dec. 13** Signed training camp invitees **Omar Samhan**, **Damian Saunders** and **Greg Smith**. Waived guard **Casey Mitchell**.
- Dec. 15** Waived **Damian Saunders**.
- Dec. 17** Signed second-round draft pick **Chandler Parsons**.
- Dec. 19** Waived **Ibrahim Jaaber** and **Omar Samhan**.
- Dec. 21** Signed free agent **Jeff Adrien**.
- Dec. 22** Waived **Greg Smith**.
- Dec. 24** Waived **Marqus Blakely**, **Marcus Cousin** and **Jeremy Lin**. Rockets also renounced the rights to **Frederic Weis**.
- Dec. 26** Signed unrestricted free agent **Samuel Dalembert**.
- 2012**
- Jan. 3** Assigned **Marcus Morris** to Houston's single-affiliation NBA D-League partner Rio Grande Valley Vipers.
- Feb. 7** Waived **Jeff Adrien**.
- Feb. 8** Signed **Greg Smith** from Rio Grande Valley, marking the first D-League GATORADE Call-Up of his career.
- Feb. 9** Assigned **Greg Smith** back to the Vipers.
- Feb. 19** Recalled **Greg Smith** from Rio Grande Valley.
- Feb. 20** Recalled **Marcus Morris** from the Vipers.
- Mar. 15** Acquired **Marcus Camby** from the Portland Trail Blazers in exchange for **Jonny Flynn**, **Hasheem Thabeet** and a 2012 second-round pick (via Minnesota). In a separate deal, the Rockets acquired **Derek Fisher** and a 2012 first-round pick from the L.A. Lakers (via Dallas) in exchange for **Jordan Hill**.
- Mar. 16** Waived **Terrence Williams**.

Dates & Deals

- Mar. 17** Signed **Courtney Fortson** of the D-League's L.A. D-Fenders to a 10-day contract, marking his second GATORADE Call-Up of the season.
- Mar. 19** Waived **Derek Fisher**.
- Mar. 21** Re-assigned **Greg Smith** back to Rio Grande Valley.
- Mar. 26** Signed **Earl Boykins** to a 10-day contract.
- Mar. 27** Signed **Malcolm Thomas** of the D-League's L.A. D-Fenders to a 10-day contract, marking his second GATORADE Call-Up of the season. Rockets also inked **Courtney Fortson** for the remainder of the season.
- Mar. 30** Assigned **Malcolm Thomas** to the Vipers.
- Apr. 5** Inked **Earl Boykins** to a second 10-day contract. Houston also assigned **Courtney Fortson** to Rio Grande Valley.
- Apr. 6** The 10-day contract for **Malcolm Thomas** expired.
- Apr. 8** **Courtney Fortson** and **Greg Smith** rejoined the Rockets following the conclusion of Rio Grande Valley's season.
- Apr. 12** Signed **Diamon Simpson**.
- Apr. 15** Signed **Earl Boykins** for the remainder of the season.
- May 1** **Kyle Lowry** underwent successful surgery to correct a sports hernia.
- June 26** Acquired the 18th overall pick in the 2012 NBA Draft from the Minnesota Timberwolves in exchange for **Chase Budinger** and the draft rights to **Lior Eliyahu**. The 18th selection was a pick originally acquired by Minnesota from the Utah Jazz.
- June 27** Traded up to the 12th overall pick in the 2012 NBA Draft while acquiring **Jon Brockman**, **Jon Leuer** and **Shaun Livingston** from the Milwaukee Bucks in exchange for **Samuel Dalembert**, the 14th overall pick in the 2012 NBA Draft, a future second-round pick and cash considerations.
- June 28** Selected Connecticut guard/forward **Jeremy Lamb** (12th overall), Iowa State forward **Royce White** (16th overall) and Kentucky forward **Terrence Jones** (18th overall) in the 2012 NBA Draft.
- June 29** Acquired the draft rights to Turkish forward **Furkan Aldemir** (53rd overall) from the L.A. Clippers as part of a four-team trade involving the Clippers, the Dallas Mavericks and the Utah Jazz.
- July 6** Signed **Donatas Motiejunas** to a multi-year contract.
- July 11** Acquired a future lottery pick and **Gary Forbes** from the Toronto Raptors in exchange for **Kyle Lowry**. The Rockets then agreed to a sign-and-trade with **Marcus Camby**, which sent him to the New York Knicks in exchange for **Toney Douglas**, **Josh Harrellson**, **Jerome Jordan**, second-round draft picks in 2014 and 2015, as well as cash considerations.
- July 13** Waived **Luis Scola** and designated him as the team's amnesty player under the new CBA.
- July 14** Inked New York Knicks restricted free agent **Jeremy Lin** to an offer sheet.
- July 17** Announced the signing of **Jeremy Lin** after New York chose not to match Houston's offer sheet.
- July 18** Waived **Jerome Jordan** and **Jon Leuer**.
- July 20** Agreed to a sign-and-trade with **Courtney Lee**, which sent him to the Boston Celtics as part of a three-team trade. The Rockets received from Boston a Charlotte Bobcats second-round draft pick in the 2013 NBA Draft, **Jajuan Johnson**, **E'Twaun Moore** and **Sean Williams**. The pick was previously acquired by Boston via the Oklahoma City Thunder. Houston also acquired the rights to **Jon Diebler** from the Portland Trail Blazers. Houston subsequently waived **E'Twaun Moore**.
- July 21** Signed Chicago Bulls restricted free agent **Omer Asik** to an offer sheet.
- July 24** Added **Omer Asik** after the Chicago Bulls chose not to match Houston's offer sheet.
- July 26** Announced the signing of 2012 first-round picks **Jeremy Lamb**, **Royce White** and **Terrence Jones**.
- Aug. 15** Waived **Josh Harrellson**.
- Aug. 20** Signed unrestricted free agent **Carlos Delfino** from the Milwaukee Bucks.
- Aug. 27** Waived **Sean Williams**.
- Sept. 5** Waived **Diamon Simpson**.
- Sept. 6** Promoted **Gersson Rosas** to the title of Executive VP of Basketball Operations.
- Sept. 7** Signed rookie free agent **Scott Machado**.
- Sept. 20** Waive **Courtney Fortson**.
- Sept. 24** Signed rookie free agents **Kyle Fogg** and **Demetri McCamey**.
- Sept. 25** Announced the hiring of **Dean Cooper** as assistant coach, **Jesse Mermuys** as assistant coach/Director of Player Development, **Gianluca Pascucci** as Director of Player Personnel/RGV Assistant GM, and **Jason Staudt** as NBA advance scout. In addition, the Rockets promoted **Jim Paulis** to personnel scout/RGV Director of Scouting.
- Oct. 12** Waive **Kyle Fogg** and **Demetri McCamey**.
- Oct. 27** Acquired **James Harden**, **Cole Aldrich**, **Daquan Cook** and **Lazar Hayward** from the Oklahoma City Thunder in exchange for **Kevin Martin**, **Jeremy Lamb** and three future draft selections.
- Oct. 29** Waived **Jon Brockman**, **Gary Forbes**, **Lazar Hayward**, **Jajuan Johnson** and **Shaun Livingston**.
- Oct. 31** Signed **James Harden** to a multi-year contract extension and picked up the 2013-14 options of **Marcus Morris** and **Patrick Patterson**.
- Nov. 10** Coach **Kevin McHale** took an immediate leave of absence from the team to attend to a personal family matter. Assistant **Kelvin Sampson** to serve as acting head coach in McHale's absence.
- Nov. 13** Assigned **Scott Machado** and **Donatas Motiejunas** to Houston's single-affiliation NBA D-League partner Rio Grande Valley Vipers.
- Nov. 25** Recalled **Donatas Motiejunas** from Rio Grande Valley.
- Nov. 26** Recalled **Scott Machado** from the Vipers.
- Nov. 30** Assigned **Terrence Jones** and **Scott Machado** to Rio Grande Valley.
- Dec. 3** Recalled **Terrence Jones** from the Vipers.
- Dec. 8** Coach **Kevin McHale** rejoined the team from his leave of absence.
- Dec. 14** Assigned **Terrence Jones** and **Donatas Motiejunas** to Rio Grande Valley.
- Dec. 16** Recalled **Terrence Jones** from the Vipers.

Dates & Deals

- Dec. 22 Recalled **Scott Machado** from the Vipers.
Dec. 26 Assigned **Terrence Jones** to Rio Grande Valley.
- Dec. 29 Assigned **Royce White** to the Vipers.
- 2013**
- Jan. 2 Waived **Daequan Cook** and signed free agent **James Anderson**.
Jan. 6 Suspended **Royce White** for refusing to provide services as required by his Uniform Player Contract.
Jan. 7 Waived **Scott Machado** and signed free agent **Patrick Beverley**, who was assigned to Rio Grande Valley.
Jan. 14 Recalled **Terrence Jones** and **Patrick Beverley** from the Vipers.
Jan. 16 Assigned **Terrence Jones** to Rio Grande Valley.
Jan. 22 Recalled **Terrence Jones** and assigned **Donatas Motiejunas** to the Vipers.
Jan. 26 Re-instated **Royce White**.
Jan. 28 Recalled **Donatas Motiejunas** from the Vipers.
Feb. 1 Assigned **Terrence Jones** to Rio Grande Valley.
Feb. 10 Assigned **Greg Smith** to the Vipers.
Feb. 11 **Royce White** reported to Rio Grande Valley.
Feb. 14 Recalled **Terrence Jones** and **Greg Smith** from the Vipers.
Feb. 20 Acquired **Thomas Robinson**, **Francisco Garcia** and **Tyler Honeycutt** from the Sacramento Kings in exchange for **Patrick Patterson**, **Toney Douglas** and **Cole Aldrich**.
Feb. 21 Acquired Phoenix's 2013 second-round draft pick for **Marcus Morris**.
Feb. 24 Assigned **Tyler Honeycutt** to Rio Grande Valley.
Feb. 25 Signed **Tim Ohlbrecht** from the Vipers to a multi-year deal.
Mar. 5 Recalled from Rio Grande Valley and then waived **Tyler Honeycutt**. Signed free agent **Aaron Brooks**.
Mar. 21 Assigned **Terrence Jones** to the Vipers.
Apr. 1 Recalled **Terrence Jones** from Rio Grande Valley.
Apr. 9 Assigned **Tim Ohlbrecht** to the Vipers.
June 27 Selected **Isaiah Canaan** with the 34th overall pick in the 2013 NBA Draft.
June 30 Declined the option on the contact of **Francisco Garcia** and waived **Aaron Brooks** and **Carlos Delfino**.
July 10 Acquired the draft rights to **Kostas Papanikolaou** and **Marko Todorovic**, as well as two future second-round draft picks from the Portland Trail Blazers in exchange for **Thomas Robinson**.
July 13 Traded **Royce White**, the draft rights to **Furkan Aldemir** and cash considerations to the Philadelphia 76ers for future draft considerations. Rockets also waived **James Anderson** and **Tim Ohlbrecht**.
July 13 Signed three-time NBA Defensive Player of the Year **Dwight Howard** to a four-year maximum contract.
July 14 Inked rookies **Isaiah Canaan**, **Robert Covington** and **B.J. Young**.
July 16 Signed unrestricted free agent **Omri Casspi**.
July 19 Re-signed **Aaron Brooks** and added **Reggie Williams**.
July 29 Signed unrestricted free agent **Marcus Camby**.
Aug. 2 Re-signed unrestricted free agent **Francisco Garcia** and announced the signing of **Jordan Henriquez**.
Aug. 28 Added free agent **Ronnie Brewer**.
- Oct. 4 Released **Jordan Henriquez**.
Oct. 17 Signed rookie free agent **Troy Daniels**.
Oct. 26 Waived **Troy Daniels**.
Oct. 27 Released **Marcus Camby**.
Oct. 28 Waived **Reggie Williams**.
Nov. 6 Assigned **Isaiah Canaan** and **Robert Covington** to Houston's single-affiliation NBA D-League partner Rio Grande Valley.
Dec. 23 Recalled **Isaiah Canaan** from the Vipers.
Dec. 26 Re-hired **Gersson Rosas** to co-lead Houston's Scouting & Player Personnel Department along with Gianluca Pascucci.
- 2014**
- Jan. 18 Recalled **Robert Covington** from Rio Grande Valley.
Jan. 20 Re-assigned **Isaiah Canaan** to the Vipers.
Jan. 30 Recalled **Isaiah Canaan** from Rio Grande Valley.
Feb. 6 Re-assigned **Robert Covington** to the Vipers.
Feb. 9 Recalled **Robert Covington** from Rio Grande Valley.
Feb. 13 Re-assigned **Robert Covington** to the Vipers.
Feb. 17 Re-assigned **Isaiah Canaan** to Rio Grande Valley.
Feb. 20 Acquired **Jordan Hamilton** in a trade with the Denver Nuggets in exchange for **Aaron Brooks**.
Feb. 21 Recalled **Isaiah Canaan** from the Vipers. Rockets also waived **Ronnie Brewer** and re-signed **Troy Daniels** from Rio Grande Valley and assigned to the Vipers.
Mar. 2 Recalled **Troy Daniels** from Rio Grande Valley.
Mar. 8 Re-assigned **Troy Daniels** to the Vipers.
Apr. 9 Recalled **Robert Covington** and **Troy Daniels** from Rio Grande Valley.
Apr. 10 Signed **Dexter Pittman** and waived **Greg Smith**.
Apr. 12 Re-assigned **Robert Covington** and **Troy Daniels** to the Vipers.
Apr. 12 Recalled **Robert Covington** and **Troy Daniels** from Rio Grande Valley.
Apr. 14 Re-assigned **Isaiah Canaan** and **Robert Covington** to Rio Grande Valley.
Apr. 14 Waived **Dexter Pittman**.
Apr. 15 Recalled **Isaiah Canaan** and **Robert Covington** from Rio Grande Valley.
Apr. 16 Signed **Josh Powell** from the Philippine Basketball Association club Barangay Ginebra San Miguel.
Apr. 17 Re-assigned **Robert Covington** and **Isaiah Canaan** to the Rio Grande Valley Vipers.
Apr. 22 Recalled **Isaiah Canaan** and **Robert Covington** from Rio Grande Valley.
Jun. 26 Selected **Clint Capela** (25th overall) and **Nick Johnson** (42nd overall) in the 2014 NBA Draft. Acquired draft rights to **Alessandro Gentile** from Minnesota.
Jun. 30 Tendered Qualifying Offers to **Troy Daniels** and **Chandler Parsons**.
Jul. 13 Acquired draft rights to **Sergei Lishouk** from LA Lakers in exchange for **Jeremy Lin**.
Jul. 14 Acquired **Trevor Ariza** from Washington in a sign-and-trade.
Jul. 15 Acquired **Scotty Hopson** and **Alonzo Gee** from New Orleans in exchange for **Omer Asik** and **Omri Casspi**.
Jul. 17 Signed **Jeff Adrien** as a free agent.
Jul. 18 Signed **Joey Dorsey** and **Ish Smith**.
Jul. 23 Signed draftee **Clint Capela**.
Jul. 25 Signed draftee **Nick Johnson**.
Aug. 27 Signed undrafted free agent **Tarik Black**.

Dates & Deals

2014

- Jun. 26** Selected **Clint Capela** (25th overall) and **Nick Johnson** (42nd overall) in the 2014 NBA Draft. Acquired draft rights to **Alessandro Gentile** from Minnesota
- Jun. 30** Tendered Qualifying Offers to **Troy Daniels** and **Chandler Parsons**.
- Jul. 13** Acquired draft rights to **Sergei Lishouk** from LA Lakers in exchange for **Jeremy Lin**.
- Jul. 14** Acquired **Trevor Ariza** from Washington in a sign-and-trade.
- Jul. 15** Acquired **Scotty Hopson** and **Alonzo Gee** from New Orleans in exchange for **Omer Asik** and **Omri Casspi**.
- Jul. 17** Signed **Jeff Adrien** as a free agent.
- Jul. 18** Signed **Joey Dorsey** and **Ish Smith**.
- Jul. 23** Signed draftee **Clint Capela**.
- Jul. 25** Signed draftee **Nick Johnson**.
- Aug. 21** Re-sign **Francisco Garcia**.
- Aug. 27** Signed undrafted free agent **Tarik Black**.
- Sep. 17** Acquired **Jason Terry** and 2nd round picks in exchange for **Alonzo Gee** and **Scotty Hopson**
- Sep. 23** Signed **Kostas Papanikolaou**
- Sep. 26** Signed **Akil Mitchell** as a free agent.
- Oct. 23** Signed **Geron Johnson** and requested waivers on **Akil Mitchell**
- Oct. 24** Claimed **Earl Clark** off waivers and waived **Josh Powell**
- Oct. 25** Signed **Akeem Richmond** and waived **Geron Johnson**
- Oct. 27** Waived **Jeff Adrien**, **Earl Clark**, **Robert Covington**, **Akeem Richmond** and **Ish Smith**
- Nov. 10** Assign **Clint Capela** to Rio Grande Valley
- Nov. 18** Assign **Nick Johnson** to Rio Grande Valley
- Nov. 24** Recall **Nick Johnson** from Rio Grande Valley
- Dec. 2** Recall **Clint Capela** from Rio Grande Valley
- Dec. 16** Assign **Clint Capela** to Rio Grande Valley
- Dec. 19** Acquire **Corey Brewer** and **Alexey Shved** in exchange for **Troy Daniels**, rights to **Serhiy Lishchuk**, and 2nd round picks in three team trade with Minnesota and Philadelphia; Waive **Francisco Garcia**
- Dec. 24** Signed head coach **Kevin McHale** to contract extension, Recall **Clint Capela** from Rio Grande Valley
- Dec. 26** Signed free agent **Josh Smith**, waived **Tarik Black**
- Dec. 27** Assign **Clint Capela** to Rio Grande Valley

2015

- Jan. 3** Assign **Nick Johnson** to Rio Grande Valley
- Jan. 11** Assign **Isaiah Canaan** to Rio Grande Valley
- Jan. 25** Recall **Clint Capela** from Rio Grande Valley
- Jan. 26** Recall **Isaiah Canaan** from Rio Grande Valley
- Jan. 29** Assign **Clint Capela** to Rio Grande Valley
- Feb. 1** Recall **Nick Johnson** from Rio Grande Valley
- Feb. 4** Assign **Nick Johnson** to Rio Grande Valley
- Feb. 9** Recall **Clint Capela** and **Nick Johnson** from Rio Grande Valley
- Feb. 19** Assign **Clint Capela** and **Nick Johnson** to Rio Grande Valley
- Feb. 19** Acquire **K.J. McDaniels** from Philadelphia in exchange for **Isaiah Canaan** and 2nd round pick
- Feb. 19** Acquire **Pablo Prigioni** from New York in exchange for **Alexey Shved** and multiple 2nd round picks
- Feb. 23** Recall **Nick Johnson** from Rio Grande Valley
- Mar. 6** Recall **Nick Johnson** to Rio Grande Valley
- Mar. 8** Assign **Nick Johnson** from Rio Grande Valley
- Mar. 27** Recall **Clint Capela** from Rio Grande Valley
- Jun. 25:** Selected **Sam Dekker** (18th overall) and **Montrezl Harrell** (32nd overall) in the 2015 NBA Draft
- Jul. 9:** Re-signed **Patrick Beverley**
- Jul. 14:** Re-signed **Corey Brewer**
- Jul. 20:** Acquired **Ty Lawson** and a 2017 second round pick from Denver in exchange for **Joey Dorsey**, **Nick Johnson**, **Kostas Papanikolaou**, **Pablo Prigioni**, Houston's lottery-protected 2016 first-round pick and cash considerations

- Jul. 21:** Re-signed **K.J. McDaniels**
- Jul. 25:** Signed free agent **Marcus Thornton**
- Aug. 24:** Re-signed free agent **Jason Terry**
- Sep. 21:** Signed free agents **Will Cummings**, **Denzel Livingston**, **Joshua Smith** and **Chris Walker**...
- Sep. 28:** Signed free agent **Jeremy Tyler**
- Oct. 13:** Claimed **Arsalan Kazemi** off waivers
- Oct. 23:** Waived **Will Cummings**, **Denzel Livingston**, **Jeremy Tyler** and **Chris Walker**
- Oct. 24:** Waived **Arsalan Kazemi** and **Joshua Smith**
- Nov. 1:** Signed free agent **Chuck Hayes**
- Nov. 8:** Waived **Chuck Hayes**
- Nov. 11:** Assigned **K.J. McDaniels** to the D-League
- Nov. 16:** Recalled **K.J. McDaniels** from the D-League
- Nov. 18:** Relieved **Kevin McHale** of his head coaching duties and named **J.B. Bickerstaff** interim head coach and **Chris Finch** associate head coach
- Dec. 2:** Assigned **K.J. McDaniels** to the D-League
- Dec. 6:** Assigned **Montrezl Harrell** to the D-League
- Dec. 9:** Recalled **K.J. McDaniels** from the D-League
- Dec. 15:** Recalled **Montrezl Harrell** from the D-League
- Dec. 26:** Assigned **Montrezl Harrell** and **K.J. McDaniels** to the D-League
- Dec. 28:** Recalled **Montrezl Harrell** and **K.J. McDaniels** from the D-League

2016

- Jan. 7:** Assigned **K.J. McDaniels** to the D-League
- Jan. 15:** Recalled **K.J. McDaniels** from the D-League
- Jan. 22:** Acquired **Josh Smith** via trade from the L.A. Clippers for along with the rights to **Sergei Lishouk** and cash considerations in exchange for the rights to **Maarty Leunen**
- Jan. 23:** Assigned **Montrezl Harrell** and **K.J. McDaniels** to the D-League
- Jan. 29:** Recalled **Montrezl Harrell** and **K.J. McDaniels** from the D-League
- Jan. 30:** Assigned **K.J. McDaniels** and **Donatas Motiejunas** to the D-League
- Feb. 1:** Recalled **K.J. McDaniels** and **Donatas Motiejunas** from the D-League
- Feb. 3:** Assigned **Donatas Motiejunas** to the D-League
- Feb. 4:** Recalled and Assigned **Donatas Motiejunas** to the D-League
- Feb. 6:** Assigned **K.J. McDaniels** to the D-League
- Feb. 9:** Recalled **K.J. McDaniels** and **Donatas Motiejunas** from the D-League
- Feb. 18:** Filed three-way trade with Detroit and Philadelphia in which Rockets traded **Donatas Motiejunas** and **Marcus Thornton** to the Pistons and Denver's 2017 second round pick to the Sixers and received a protected 2016 first round pick from Detroit and the draft rights to **Chukwudiebere Maduabum** from Philly [Trade rescinded by Detroit on 2/22]
- Feb. 19:** Assigned **Sam Dekker** to the D-League
- Feb. 22:** Recalled **Sam Dekker** from the D-League
- Feb. 23:** Assigned **Sam Dekker** to the D-League
- Feb. 26:** Waived guard **Marcus Thornton**... 2/28: Recalled **Sam Dekker** from the D-League
- Mar. 1:** Assigned **Sam Dekker** to the D-League
- Mar. 2:** Waived guard **Ty Lawson**
- Mar. 4:** Signed free agent **Michael Beasley**... Assigned **Montrezl Harrell** and **K.J. McDaniels** to the D-League
- Mar. 5:** Recalled **Sam Dekker**, **Montrezl Harrell** and **K.J. McDaniels** from the D-League
- Mar. 9:** Signed free agent **Andrew Goudelock**
- Mar. 23:** Assigned **Montrezl Harrell** to the D-League
- Apr. 9:** Recalled **Montrezl Harrell** from the D-League.
- June 1:** Named **Mike D'Antoni** head coach.
- Jun 23:** Selected **Chinanu Onuaku** (37th overall) and **Zhou Qi** (43rd overall) in the 2016 NBA Draft.

Dates & Deals

- July 9:** Waived **Andrew Goudelock**... Signed free agents **Ryan Anderson** and **Eric Gordon**... Signed **James Harden** to four-year contract extension.
- July 20:** Signed free agent **Nene**... Signed rookie **Chinanu Onuaku**.
- July 29:** Signed free agent **Pablo Prigioni**.
- Sep. 22:** Acquired **Tyler Ennis** from Milwaukee in exchange for **Michael Beasley**.
- Sep. 23:** Signed free agents **Bobby Brown**, **Gary Payton II**, **Isaiah Taylor** and **Kyle Wiltjer**.
- Sep. 30:** Signed free agent **P.J. Hairston**.



Individual

Rockets player with 50 points

11/27/15 vs. Philadelphia – James Harden (50)

Opponent with 50 points

4/11/14 at Minnesota – Corey Brewer (51)

Rockets player with 40 points

4/10/16 vs. L.A. Lakers – James Harden (40)

Opponent with 40 points

1/18/16 at L.A. Clippers – J.J. Redick (40)

Rockets player with triple-double

3/25/16 vs. Toronto – James Harden (32 pt, 13 ast, 10 reb)

Opponent with triple-double

3/22/16 vs. OKC – Russell Westbrook (21 pt, 15 ast, 12 reb)

Rockets player with 30 point-20 rebound game

1/18/16 at L.A. Clippers – Dwight Howard (36 pt, 26 reb.)

Opponent with 30 point-20 rebound game

12/12/13 vs. Portland – LaMarcus Aldridge (31 pt, 25 reb)

Rockets player with 20 point-20 rebound game

1/18/16 at L.A. Clippers – Dwight Howard (36 pt, 26 reb.)

Opponent with 20 point-20 rebound game

4/1/15 vs. Sacramento – DeMarcus Cousins (24 pt, 21 reb)

Rockets player with 30 rebounds

11/2/96 at Phoenix – Charles Barkley (33)

Opponent with 30 rebounds

2/21/95 vs. San Antonio – Dennis Rodman (30)

Rockets player with 20 rebounds

1/18/16 at L.A. Clippers – Dwight Howard (26 reb)

Opponent with 20 rebounds

4/1/15 vs. Sacramento – DeMarcus Cousins (21 reb)

Rockets player with 20 point-15 assist game

3/22/16 at Oklahoma City – James Harden (24 pt, 16 ast)

Opponent with 20 point-15 assist game

3/22/16 at OKC – Russell Westbrook (21 pt, 15 ast)

Rockets player with 20 assists

1/25/83 vs. New Jersey – Allen Leavell (22)

Opponent with 20 assists

3/30/96 vs. Portland – Rod Strickland (20)

Rockets player with 15 assists

3/22/16 at Oklahoma City – James Harden (16 ast)

Opponent with 15 assists

3/22/16 at OKC – Russell Westbrook (15 ast)

Rockets player perfect from the field (min. 8 attempts)

11/4/15 vs. Orlando – Dwight Howard (10-10)

Opponent perfect from the field (min. 8 attempts)

3/16/16 vs. L.A. Clippers – DeAndre Jordan (8-8)

Rockets player with 15-plus free throws made

3/6/16 at Toronto – James Harden (15)

Opponent with 15-plus free throws made

2/29/16 at Milwaukee – Khris Middleton (15)

Rockets player with 7-plus 3-pointers made

1/25/16 at New Orleans – Trevor Ariza (8)

Opponent with 7-plus 3-pointers made

2/9/16 at Golden State – Stephen Curry (7)

Rockets player with 7-plus steals

3/23/16 – James Harden (8)

Opponent with 7-plus steals

1/10/16 vs. Indiana – Paul George 10/16

Rockets player with 10-plus blocks

4/13/96 vs. Dallas – Hakeem Olajuwon (10)

Opponent with 10-plus blocks

11/4/73 at L.A. Lakers – Elmore Smith (14)

Team

Won by 40-plus points

1/28/13 at Utah (+45, 125-80)

Lost by 40-plus points

3/7/99 at Portland (-40, 71-111)

Rockets scored 150-plus points

1/10/91 at Denver (W, 156-133)

Opponent scored 150-plus points

4/11/95 vs. Dallas (L-2OT, 147-156)

Rockets scored 140-plus points

4/8/14 at LA Lakers (W, 145-130)

Opponent scored 140-plus points

4/11/95 vs. Dallas (L-2OT, 147-156)

Rockets scored 70-plus points in half

4/10/16 vs. L.A. Lakers (75, 2nd)

Opponent scored 70-plus points in half

3/16/16 vs. L.A. Clippers (72, 1st)

Rockets scored fewer than 30 points in half

11/1/15 at Miami (26, 2nd)

Opponent scored fewer than 30 points in half

11/6/14 vs. San Antonio (29, 1st)

Rockets had 60-plus rebounds

2/20/14 at Golden State (60, OT)

Opponent had 60-plus rebounds

11/11/15 vs. Brooklyn (60)

Rockets had 40-plus assists

2/25/95 vs. Golden State (44)

Opponent had 40-plus assists

4/6/13 at Denver (40)

Rockets had 15-plus steals

2/21/15 vs. Toronto (17)

Opponent had 15-plus steals

2/21/15 vs. Toronto (17)

Rockets had 15-plus blocks

11/13/13 at Philadelphia (15, OT)

11/7/92 vs. Seattle (15)

Opponent had 15-plus blocks

11/16/14 at Oklahoma City (15)

Rockets had 3 30-point scorers in a game

2/26/10 vs. S.A. – K. Martin (33), A. Brooks (31), L. Scola (30)

Opponent had 3 30-point scorers in a game

3/27/11 at Miami – L. James (33), C. Bosh (31), D. Wade (30)

Rockets had 4 20-point scorers in a game

12/25/12 at Chicago – J. Harden (26), C. Parsons (23),

O. Asik (20), J. Lin (20)

Opponent had 4 20-point scorers in a game

12/29/15 vs. Atlanta – A. Horford (30), K. Bazemore (26), P.

Millsap (22), J. Teague (22)

Rockets had only one player in double-digit scoring

1/9/13 at New Orleans – James Harden (25)

Opponent had only one player in double-digit scoring

1/26/07 vs. Portland – Zach Randolph (13)

Rockets with 3 players with a double-double

3/18/16 vs. Minnesota – J. Harden (29 pt, 14 ast), P. Beverley

(18 pt, 10 ast), D. Howard (10 pt, 11 reb)

Opponent with 3 players with a double-double

1/29/16 at Oklahoma City – K. Duran (33 pt, 12 reb), R.

Westbrook (26 pt, 14 ast, 10 reb), E. Kanter (22 pt, 10 reb)

Rockets with 2 players with double-digit assists

3/18/16 vs. Minnesota – J. Harden (14), P. Beverley (10)

Opponent with 2 players with double-digit assists

4/6/13 at Denver – Andre Iguodala (14), Andre Miller (12)

Rockets in the Draft

Rockets Top Draft Selections

Year	Player, College	Round	No.
1967	Pat Riley, Kentucky	1	7
1968	Elvin Hayes, Houston	1	1
1969	Bobby Smith, Tulsa	1	6
1970	Rudy Tomjanovich, Michigan	1	2
1971	Cliff Meely, Colorado	1	7
1972	John Gianelli, Pacific	2	20
1973	Ed Ratleff, Long Beach State	1	6
1974	Bobby Jones, North Carolina	1	5
1975	Joe Meriweather, Southern Illinois	1	11
1976	John Lucas, Maryland	1	1
1977	Larry Moffett, Nevada-Las Vegas	2	34
1978	Buster Matheny, Utah	2	28
1979	Lee Johnson, East Texas State	1	17
1980	John Stroud, Mississippi	2	27
1981	Ed Turner, Texas A&I	2	45
1982	Terry Teagle, Baylor	1	16
1983	Ralph Sampson, Virginia	1	1
1984	Hakeem Olajuwon, Houston	1	1
1985	Steve Harris, Tulsa	1	19
1986	Buck Johnson, Alabama	1	20
1987	Doug Lee, Purdue	2	35
1988	Derrick Chievous, Missouri	1	16
1989	None		
1990	Alec Kessler, Georgia	1	12(a)
1991	John Turner, Phillips	1	20
1992	Robert Horry, Alabama	1	11
1993	Sam Cassell, Florida State	1	24
1994	Albert Burditt, Texas	2	53
1995	Erik Meek, Duke	2	41
1996	Othella Harrington, Georgetown	2	30
1997	Rodrick Rhodes, USC	1	24
1998	Michael Dickerson, Arizona	1	14
1999	Kenny Thomas, New Mexico	1	22
2000	Joel Przybilla, Minnesota	1	9(b)
2001	Richard Jefferson, Arizona	1	15(c)
2002	Yao Ming, China	1	1
2003	Malick Badiane, Senegal	2	44
2004	Luis Flores, Manhattan	2	55(d)
2005	Luther Head, Illinois	1	24
2006	Rudy Gay, Connecticut	1	8(e)
2007	Aaron Brooks, Oregon	1	26
2008	Nicolas Batum, France	1	25(f)
2009	None		
2010	Patrick Patterson, Kentucky	1	14
2011	Marcus Morris, Kansas	1	14
2012	Jeremy Lamb, Connecticut	1	12
2013	Isaiah Canaan, Murray State	2	34
2014	Clint Capela, Switzerland	1	25
2015	Sam Dekker, Wisconsin	1	18
2016	Chinanu Onuaku	2	37

(a) Rights traded to Miami for Dave Jamerson and Carl Herrera.

(b) Rights traded to Milwaukee for the draft rights to Jason Collier and a future number one pick.

(c) Rights traded to New Jersey along with the rights to Jason Collins and Brandon Armstrong for the rights to Eddie Griffin.

(d) Rights traded to Dallas for the rights to Vassiliis Spanoulis.

(e) Rights traded to Memphis along with Stromile Swift for Shane Battier.

(f) Rights traded to Portland for the rights to Darrell Arthur and Joey Dorsey. Rockets then sent the rights for Arthur to Memphis for the rights to Donté Greene and Memphis' 2009 second-round pick.

1967

Rd.	Player, College
1.	Pat Riley, Kentucky
2.	Bob Netolicky, Drake

3.	Richie Moore, Hiram Scott (NE)
3.	Nick Jones, Oregon
4.	Ron Kozlicki, Northwestern
4.	Craig Dill, Michigan
5.	Herb McPherson, Murray State
6.	Robert Cole, Saint Louis
7.	Elbert Miller, Nevada-Las Vegas
8.	Al Grundy, St. Joseph's (PA)
9.	Ron Coleman, Missouri
10.	John Duncan, Murray State
11.	Al Ratzulis, California-Western
12.	Martin Navia, New Mexico-Highlands
13.	Bob Chlupsa, Manhattan
14.	John Tolbert, South Carolina A&T

1968

1.	Elvin Hayes, Houston
2.	John Q. Trapp, Nevada-Las Vegas
3.	Stu Lantz, Nebraska
4.	Harry Barnes, Northeastern
5.	Glen Combs, Virginia Tech
6.	Eldridge Webb, Tulsa
7.	Rick Adelman, Loyola-Marymount
8.	Aaron Sellers, Jackson State
9.	John Schetzsie, Ashland
10.	Mike Butler, Memphis State
11.	Sonny Epps, Clark (GA)
12.	Ray Manning, Lane (TN)
13.	Dave Miller, San Diego State
14.	Chuck Caldwell, Missouri-St. Louis
15.	Bill Corley, Connecticut
16.	Marshall Evans, Lincoln
17.	William Gaines, East Texas State
18.	Hal Grant, Pepperdine

1969

1.	Bobby Smith, Tulsa
2.	Bernie Williams, LaSalle
3.	Charles Bonaparte, Norfolk State
4.	Johnny Allen, Bethune-Cookman
5.	Charles Hentz, Arkansas A&M
6.	Bob Tallent, George Washington
7.	Lynn Shackelford, UCLA
8.	Bill DeHeer, Indiana
9.	Larry Cheatham, Tulsa
10.	Lee Sims, Ashland
11.	Justis Thigpen, Weber State
12.	Raul Duarte, South Dakota State
13.	Joe McBride, Augusta
14.	Mike Heckman, UC Irvine
15.	Jerry Nickens, Tougaloo
16.	Dick Groves, San Jose State
17.	Steve Howell, Ohio State
18.	Joe Priddgen, North Carolina State
19.	Blaine Royer, Illinois State

1970

1.	Rudy Tomjanovich, Michigan
2.	Calvin Murphy, Niagara
3.	Curtis Perry, SW Missouri
4.	Jody Finney, Ohio State
5.	Jim Gilbert, Adams State
6.	Mike Kretzer, East Tennessee
7.	Bill Paultz, St. John's
8.	Don Adams, Northwestern
9.	Jim Gottschall, Dayton
10.	Toke Coleman, Eastern Kentucky
11.	Ron Belton, Bellarmine
12.	Jim Brooks, Nebraska
13.	Harry Lozon, Old Dominion
14.	Clyde Otis, Aurora (IL)
15.	Jay Bond, Washington
16.	Dean Eloffson, Wayne State
17.	Dennis Dickens, Azusa-Pacific
18.	Jeff Cunningham, UC Irvine

Rockets in the Draft

1971

Rd. Player, College

1. Cliff Meely, Colorado
2. Mike Newlin, Utah
3. Tom Owens, South Carolina
4. Rudy Benjamin, Michigan State
5. Greg Nelson, Jacksonville
6. Gary Reist, Rice
7. Eric Hill, Minnesota
8. Rick Katherman, Duke
9. Willie Cherry, Denver
10. Calvin Oliver, Pan American
11. Doug Rex, UC Santa Barbara
12. Chris Schrobilgen, Southern Cal
13. Lee McCullough, Indiana State (PA)
14. Gene Robertson, Canisius
15. Bill Quigg, Gonzaga
16. Leonard Jackson, Oregon
17. Steve Sims, Pepperdine
18. Carlos Quintinar, Mexico
19. Gary Schneider, San Diego State

1972

2. John Gianelli, Pacific
3. Eric McWilliams, Long Beach State
4. Wil Robinson, West Virginia
5. James Silas, Stephen F. Austin
6. Mike Collins, Seattle
7. Mike Jackson, Los Angeles State
8. Henry Harris, Auburn

1973

1. Ed Ratleff, Long Beach State
2. E.C. Coleman, Houston Baptist
4. Lee Colburn, South Dakota State
5. Gary Rhoades, Colorado State
6. Tom Peck, Wisconsin-Eau Claire
8. John Thomas, Missouri Southern

1974

1. Bobby Jones, North Carolina
2. Gus Bailey, Texas-El Paso
3. Robert Wilson, Iowa State
4. Larry Robinson, Texas
5. Owen Wells, Detroit
6. Lawrence Johnson, Prairie View A&M
7. Kevin Fitzgerald, Oklahoma State
8. Steve Brooks, Arkansas State
9. Ken Stallings, Missouri-Rolla
10. Marcus Washington, Marquette

1975

1. Joe Meriweather, Southern Illinois
2. Jim Blanks, Garner-Webb
3. Rudy White, Arizona State
4. Ken Smith, Tulsa
5. Rick Whitlow, Illinois State
6. William Johnson, Texas Tech
7. Nate Barnett, Akron
8. Leon Johnson, Centenary

1976

1. John Lucas, Maryland
2. Phil Hicks, Tulane
3. Barnes Hauptfuhrer, Princeton
4. Hercle Ivy, Iowa State
5. David Marrs, Houston
6. Robert Paige, Houston Baptist
7. Barry Davis, Texas A&M
8. Dan Krueger, Texas

1977

2. Larry Moffett, Nevada-Las Vegas
2. Robert Reid, St. Mary's (TX)
3. Phil Bond, Louisville
4. Rocky Smith, Oregon State
5. Ed Thompson, Idaho State

1978

2. Buster Matheny, Utah
3. Billy Ray Bates, Kentucky State
4. Jackie Robinson, Nevada-Las Vegas
4. Joel Thompson, Michigan
5. Gary Goodney, Texas
6. Eddie Joe Chavez, Santa Clara
7. Stan Stewart, Loyola-Marymount

1979

1. Lee Johnson, East Texas State
2. Paul Mokeski, Kansas
3. Ricardo Brown, Pepperdine
4. Sammy Drummer, Georgia Tech
4. Lionel Green, Louisiana State
5. Allen Leavell, Oklahoma City

1980

2. John Stroud, Mississippi
2. Terry Stotts, Oklahoma
2. Billy Williams, Clemson
4. Dean Hunger, Utah State
5. Albert Jones, New Mexico State
6. Everette Jefferson, New Mexico
7. Joe Nehls, Arizona
8. Rosie Barnes, Bowling Green

1981

2. Ed Turner, Texas A&I
4. Larry Spriggs, Howard
5. Hasan Houston, Bradley
6. Fred Cowan, Kentucky
7. Joe Faine, Bowling Green
8. Stanley Brewer, West Georgia

1982

1. Terry Teagle, Baylor
2. Jeff Taylor, Texas Tech
3. Chuck Nevitt, North Carolina State
4. Andrew Gaddy, George Mason
5. Jeff Schneider, Virginia Tech
6. Donald Wilson, NE Louisiana
7. Mike Helms, Wake Forest
8. Dan Callandrillo, Seton Hall

1983

1. Ralph Sampson, Virginia
1. Rodney McCray, Louisville
3. Craig Ehlo, Washington State
4. Darrell Browder, Texas Christian
5. Chuck Barnett, Oklahoma
6. Jim Stack, Northwestern
7. Brian Kellerman, Idaho
8. Jeff Boldring, Arkansas State
9. James Campbell, Oklahoma State

1984

Rd. Player, College

1. Hakeem Olajuwon, Houston
3. Jim Petersen, Minnesota
4. Willie Jackson, Centenary
5. Al McClain, New Hampshire
7. Joedy Gardner, Long Beach State
8. Greg Wolf, Angelo State
9. Bill Coon, Presbyterian
10. Robert Turner, Canisius

Rockets in the Draft

1985

1. Steve Harris, Tulsa
2. Sam Mitchell, Mercer
3. Michael Payne, Iowa
4. Michael Brooks, Tennessee
6. Sam Potter, Oral Roberts
7. Don Turney, Marshall

1986

1. Buck Johnson, Alabama
2. Dave Feitl, Texas-El Paso
3. Anthony Bowie, Oklahoma
4. Conner Henry, UC Santa Barbara
5. Andrew Banks, Iowa
6. Robert Worthy, Dyke (OH)
7. Rick Olson, Wisconsin

1987

2. Doug Lee, Purdue
4. Joe Niego, Lewis (IL)
5. Andre LaFleur, Northeastern
6. Fred Jenkins, Tennessee
7. Clarence Grier, Campbell

1988

1. Derrick Chievous, Missouri

1989

None

1990

1. Alec Kessler, Georgia

1991

1. John Turner, Phillips
2. Keith Hughes, Rutgers
2. Zan Tabak, Croatia

1992

1. Robert Horry, Alabama
2. Ron "Popeye" Jones, Murray State
2. Curtis Blair, Richmond

1993

1. Sam Cassell, Florida State
2. Richard Petruska, UCLA
2. Marcelo Nicola, Argentina

1994

2. Albert Burditt, Texas

1995

2. Erik Meek, Duke

1996

2. Othella Harrington, Georgetown
2. Randy Livingston, Louisiana State
2. Terrell Bell, Georgia

1997

1. Rodrick Rhodes, Southern California
2. Serge Zwikker, North Carolina

1998

1. Michael Dickerson, Arizona
1. Bryce Drew, Valparaiso
1. Mirsad Turkcan, Turkey
2. Cuttino Mobley, Rhode Island

1999

1. Kenny Thomas, New Mexico
2. Tyrone Washington, Mississippi State
2. Venson Hamilton, Nebraska

2000

1. Joel Przybilla, Minnesota
2. Eduardo Najera, Oklahoma

2001

1. Richard Jefferson, Arizona
1. Jason Collins, Stanford
1. Brandon Armstrong, Pepperdine

2002

1. Yao Ming, China
1. Bostjan Nachbar, Slovenia
2. Tito Maddox, Fresno State

2003

2. Malick Badiane, Senegal

2004

2. Luis Flores, Manhattan

2005

1. Luther Head, Illinois

2006

1. Rudy Gay, Connecticut
2. Steve Novak, Marquette

2007

1. Aaron Brooks, Oregon
2. Brad Newley, Australia

2008

1. Nicolas Batum, France
2. Maarty Leunen, Oregon

2009

None

2010

1. Patrick Patterson, Kentucky

2011

1. Marcus Morris, Kansas
1. Nikola Mirotic, Montenegro
2. Chandler Parsons, Florida

2012

1. Jeremy Lamb, Connecticut
1. Royce White, Iowa State
1. Terrence Jones, Kentucky

2013

2. Isaiah Canaan, Murray State

2014

1. Clint Capela, Switzerland
2. Nick Johnson, Arizona
2. Alessandro Gentile, Italy

2015

1. Sam Dekker, Wisconsin
2. Montrezl Harrell, Louisville

2016

2. Chinanu Onuaku, Louisville
2. Zhou Qi, China

Rockets Starting Lineups

(Number of Games Started in Parentheses)



First Game	1971-72	Last Game
Don Adams	F	Greg Smith
Rudy Tomjanovich	F	Rudy Tomjanovich
Elvin Hayes	C	Elvin Hayes
Stu Lantz	G	Stu Lantz
Larry Siegfried	G	Calvin
Murphy		
First Game	1972-73	Last Game
Jack Marin	F	Jack Marin
Rudy Tomjanovich	F	Rudy Tomjanovich
Otto Moore	C	Otto Moore
Mike Newlin	G	Mike Newlin
Jimmy Walker	G	Jimmy
Walker		
First Game	1973-74	Last Game
Jack Marin	F	Ron Riley
Rudy Tomjanovich	F	Rudy Tomjanovich
Otto Moore	C	Zaid Abdul-Aziz
Calvin Murphy	G	Calvin Murphy
Mike Newlin	G	Ed
Ratleff		
First Game	1974-75	Last Game
Cliff Meely	F	Ed Ratleff
Rudy Tomjanovich	F	Rudy Tomjanovich
Zaid Abdul-Aziz	C	Kevin Kunnert
Mike Newlin	G	Mike Newlin
Dave Wohl	G	Calvin Murphy
First Game	1975-76	Last Game
Ed Ratleff	F	Ed Ratleff
Rudy Tomjanovich	F	Rudy Tomjanovich
Kevin Kunnert	C	Kevin Kunnert
Calvin Murphy	G	Calvin Murphy
Mike Newlin	G	Mike Newlin
First Game	1976-77	Last Game
John Johnson	F	Moses Malone
Rudy Tomjanovich	F	Rudy Tomjanovich
Kevin Kunnert	C	Kevin Kunnert
Calvin Murphy	G	Calvin Murphy
Mike Newlin	G	John Lucas
First Game	1977-78	Last Game
Moses Malone	F	Alonzo Bradley
Rudy Tomjanovich	F	Robert Reid
Kevin Kunnert	C	Kevin Kunnert
John Lucas	G	John Lucas
Calvin Murphy	G	Calvin Murphy
First Game	1978-79	Last Game
Rick Barry	F	Rick Barry
Rudy Tomjanovich	F	Rudy Tomjanovich
Moses Malone	C	Moses Malone
Robert Reid	G	Mike Newlin
Calvin Murphy	G	Calvin Murphy
First Game	1979-80	Last Game
Robert Reid	F	Robert Reid
Rudy Tomjanovich	F	Billy Paultz
Moses Malone	C	Moses Malone
Tom Henderson	G	Tom Henderson
Calvin Murphy	G	Calvin Murphy
First Game	1980-81	Last Game
Robert Reid	F	Robert Reid
Rudy Tomjanovich	F	Billy Paultz
Moses Malone	C	Moses Malone
Tom Henderson	G	Tom Henderson
Calvin Murphy	G	Mike Dunleavy

First Game	1967-68	Last Game
Johnny Green	F	Dave Gambee
Don Kojis	F	Toby Kimball
John Block	C	Henry Finkel
John Barnhill	G	John Barnhill
Jon McGlocklin	G	Jim Barnett

First Game	1968-69	Last Game
John Block	F	John Block
Don Kojis	F	Don Kojis
Elvin Hayes	C	Elvin Hayes
Jim Barnett	G	Rick Adelman
Pat Riley	G	Stu
Lantz		

First Game	1969-70	Last Game
John Block	F	John Block
Don Kojis	F	Toby Kimball
Elvin Hayes	C	Elvin Hayes
Stu Lantz	G	Stu Lantz
Art Williams	G	Pat
Riley		

First Game	1970-71	Last Game
John Block	F	Don Adams
Toby Kimball	F	John Trapp
Elvin Hayes	C	Elvin Hayes
Stu Lantz	G	Stu Lantz
Larry Siegfried	G	Larry Siegfried

Rockets Starting Lineups

First Game	1981-82	Last Game	First Game	1991-92	Last Game
Elvin Hayes	F	Elvin Hayes	Matt Bullard (7)	F	Buck Johnson (69)
Robert Reid	F	Robert Reid	Otis Thorpe	F	Otis Thorpe (82)
Moses Malone	C	Moses Malone	Hakeem Olajuwon	C	Hakeem Olajuwon (69)
Mike Dunleavy	G	Tom Henderson	Vernon Maxwell	G	Vernon Maxwell (80)
Tom Henderson	G	Allen Leavell	Sleepy Floyd (3)	G	Kenny Smith (80)
First Game	1982-83	Last Game	First Game	1992-93	Last Game
Elvin Hayes	F	Elvin Hayes	Matt Bullard (4)	F	Carl Herrera (12)
Wally Walker	F	Wally Walker	Robert Horry (79)	F	Otis Thorpe (69)
Caldwell Jones	C	Caldwell Jones	Hakeem Olajuwon	C	Hakeem Olajuwon (82)
Joe Bryant	G	Allen Leavell	Vernon Maxwell (68)	G	Winston Garland (4)
Allen Leavell	G	Terry Teagle	Kenny Smith	G	Kenny Smith (82)
First Game	1983-84	Last Game	First Game	1993-94	Last Game
Caldwell Jones	F	Rodney McCray	Robert Horry	F	Robert Horry (81)
Wally Walker	F	Ralph Sampson	Otis Thorpe	F	Otis Thorpe (82)
Ralph Sampson	C	Elvin Hayes	Hakeem Olajuwon	C	Hakeem Olajuwon (80)
Phil Ford	G	Phil Ford	Vernon Maxwell (73)	G	Sam Cassell (6)
Lewis Lloyd	G	Lewis Lloyd	Kenny Smith	G	Kenny Smith (78)
First Game	1984-85	Last Game	First Game	1994-95	Last Game
Rodney McCray	F	Rodney McCray	Robert Horry	F	Robert Horry (81)
Ralph Sampson	F	Ralph Sampson	Otis Thorpe (35)	F	Chucky Brown (14)
Hakeem Olajuwon	C	Hakeem Olajuwon	Hakeem Olajuwon (72)	C	Pete Chilcutt (17)
Lewis Lloyd	G	Lewis Lloyd	Vernon Maxwell (54)	G	Clyde Drexler (34)
John Lucas	G	Lionel Hollins	Kenny Smith	G	Kenny Smith (81)
First Game	1985-86	Last Game	First Game	1995-96	Last Game
Rodney McCray	F	Rodney McCray (82)	Robert Horry (71)	F	Mario Elie (16)
Ralph Sampson	F	Hakeem Olajuwon (68)	Chucky Brown	F	Chucky Brown (82)
Hakeem Olajuwon	C	Ralph Sampson (76)	Hakeem Olajuwon	C	Hakeem Olajuwon (72)
Lewis Lloyd	G	Lewis Lloyd (82)	Clyde Drexler (51)	G	Sam Mack (20)
John Lucas (65)	G	Robert Reid (5)	Kenny Smith	G	Kenny Smith (56)
First Game	1986-87	Last Game	First Game	1996-97	Last Game
Rodney McCray	F	Rodney McCray (81)	Mario Elie (77)	F	Eddie Johnson (2)
Jim Petersen	F	Jim Petersen (56)	Kevin Willis (32)	F	Charles Barkley (53)
Hakeem Olajuwon	C	Hakeem Olajuwon (75)	Hakeem Olajuwon	C	Hakeem Olajuwon (78)
Allen Leavell	G	Allen Leavell (11)	Clyde Drexler	G	Clyde Drexler (62)
Mitchell Wiggins (19)	G	Robert Reid (63)	Matt Maloney	G	Matt Maloney (82)
First Game	1987-88	Last Game	First Game	1997-98	Last Game
Buck Johnson (2)	F	Rodney McCray (80)	Mario Elie	F	Mario Elie (59)
Ralph Sampson (19)	F	Joe Barry Carroll (30)	Kevin Willis	F	Othella Harrington (3)
Hakeem Olajuwon	C	Hakeem Olajuwon (79)	Hakeem Olajuwon (45)	C	Kevin Willis (74)
Steve Harris (10)	G	Robert Reid (31)	Clyde Drexler	G	Clyde Drexler (70)
Allen Leavell (54)	G	Eric Floyd (55)	Matt Maloney	G	Matt Maloney (78)
First Game	1988-89	Last Game	First Game	1998-99	Last Game
Buck Johnson	F	Buck Johnson (51)	Scottie Pippen	F	Scottie Pippen (50)
Otis Thorpe	F	Otis Thorpe (82)	Charles Barkley	F	Charles Barkley (40)
Hakeem Olajuwon	C	Hakeem Olajuwon (82)	Hakeem Olajuwon	C	Hakeem Olajuwon (50)
Eric Floyd	G	Eric Floyd (82)	Michael Dickerson	G	Michael Dickerson (50)
Mike Woodson	G	Mike Woodson (79)	Matt Maloney (7)	G	Cuttino Mobley (37)
First Game	1989-90	Last Game	First Game	1999-00	Last Game
Buck Johnson	F	Buck Johnson (82)	Walt Williams	F	Walt Williams (66)
Otis Thorpe	F	Otis Thorpe (82)	Charles Barkley (18)	F	Kenny Thomas (29)
Hakeem Olajuwon	C	Hakeem Olajuwon (82)	Hakeem Olajuwon (28)	C	Kelvin Cato (32)
Eric Floyd	G	Eric Floyd (73)	Shandon Anderson	G	Shandon Anderson (82)
Mitchell Wiggins (52)	G	Vernon Maxwell (10)	Steve Francis	G	Steve Francis (77)
First Game	1990-91	Last Game	First Game	2000-01	Last Game
David Wood (13)	F	Buck Johnson (70)	Walt Williams (31)	F	Shandon Anderson (82)
Otis Thorpe	F	Otis Thorpe (82)	Maurice Taylor (69)	F	Matt Bullard (5)
Hakeem Olajuwon	C	Hakeem Olajuwon (50)	Hakeem Olajuwon	C	Hakeem Olajuwon (55)
Kenny Smith	G	Kenny Smith (78)	Shandon Anderson	G	Cuttino Mobley (49)
Mike Woodson (3)	G	Vernon Maxwell (79)	Steve Francis	G	Steve Francis (79)

Rockets Starting Lineups

First Game	2001-02	Last Game	First Game	2011-12	Last Game
Glen Rice (20)	F	Terence Morris (12)	Chase Budinger	F	Chase Budinger (9)
Kenny Thomas	F	Kenny Thomas (71)	Luis Scola	F	Luis Scola (66)
Kelvin Cato	C	Kelvin Cato (73)	Jordan Hill (7)	C	Samuel Dalembert (45)
Cuttino Mobley (74)	G	Oscar Torres (13)	Kevin Martin (40)	G	Courtney Lee (26)
Steve Francis (56)	G	Tierre Brown (1)	Kyle Lowry (38)	G	Goran Dragic (28)
First Game	2002-03	Last Game	First Game	2012-13	Last Game
Cuttino Mobley	F	James Posey (47)	Chandler Parsons	F	Chandler Parsons (76)
Eddie Griffin	F	Eddie Griffin (66)	Marcus Morris (17)	F	Greg Smith (10)
Kelvin Cato (5)	C	Yao Ming (72)	Omer Asik	C	Omer Asik (82)
"Moochie" Norris (3)	G	Cuttino Mobley (73)	James Harden	G	James Harden (78)
Steve Francis	G	Steve Francis (81)	Jeremy Lin	G	Jeremy Lin (82)
First Game	2003-04	Last Game	First Game	2013-14	Last Game
Jim Jackson	F	Bostjan Nachbar (3)	Chandler Parsons (74)	F	Omri Casspi (2)
Kelvin Cato (67)	F	Scott Padgett (5)	Dwight Howard	F	Terrence Jones (71)
Yao Ming	C	Yao Ming (82)	Omer Asik (19)	C	Dwight Howard (71)
Cuttino Mobley (80)	G	Jim Jackson (80)	James Harden (73)	G	Troy Daniels (1)
Steve Francis (79)	G	Mark Jackson (3)	Patrick Beverley	G	Patrick Beverley (55)
First Game	2004-05	Last Game	First Game	2014-15	Last Game
Jim Jackson (24)	F	Ryan Bowen (6)	Trevor Ariza	F	Trevor Ariza (82)
Maurice Taylor (16)	F	Clarence Weatherspoon (18)	Terrence Jones	F	Terrence Jones (24)
Yao Ming	C	Yao Ming (80)	Dwight Howard	C	Dwight Howard (41)
Tracy McGrady (78)	G	Bob Sura (59)	James Harden	G	James Harden (81)
Charlie Ward (13)	G	David Wesley (53)	Patrick Beverley (55)	G	Jason Terry (18)
First Game	2005-06	Last Game	First Game	2015-16	Last Game
Tracy McGrady (47)	F	Keith Bogans (22)	Trevor Ariza	F	Trevor Ariza (81)
Juwan Howard	F	Juwan Howard (80)	Terrence Jones (11)	F	Donatas Motiejunas (22)
Yao Ming (57)	C	Dikembe Mutombo (23)	Clint Capela (35)	C	Dwight Howard (71)
Derek Anderson (8)	G	David Wesley (59)	James Harden	G	James Harden (82)
Rafer Alston	G	Rafer Alston (63)	Ty Lawson (12)	G	Patrick Beverley (63)
First Game	2006-07	Last Game			
Shane Battier	F	Shane Battier (82)			
Tracy McGrady (71)	F	Chuck Hayes (43)			
Yao Ming (48)	C	Juwan Howard (38)			
Kirk Snyder (1)	G	Luther Head (10)			
Rafer Alston	G	Rafer Alston (82)			
First Game	2007-08	Last Game			
Shane Battier	F	Shane Battier (78)			
Chuck Hayes (44)	F	Luis Scola (39)			
Yao Ming (55)	C	Dikembe Mutombo (25)			
Tracy McGrady	G	Tracy McGrady (62)			
Rafer Alston (74)	G	Bobby Jackson (5)			
First Game	2008-09	Last Game			
Ron Artest	F	Shane Battier (59)			
Luis Scola	F	Luis Scola (82)			
Yao Ming	C	Yao Ming (77)			
Tracy McGrady (35)	G	Ron Artest (55)			
Rafer Alston (48)	G	Aaron Brooks (35)			
First Game	2009-10	Last Game			
Shane Battier (62)	F	Trevor Ariza (71)			
Luis Scola	F	Luis Scola (82)			
Chuck Hayes	C	Chuck Hayes (82)			
Trevor Ariza	G	Kevin Martin (22)			
Aaron Brooks	G	Aaron Brooks (82)			
First Game	2010-11	Last Game			
Shane Battier (59)	F	Chase Budinger (22)			
Luis Scola (74)	F	Patrick Patterson (6)			
Yao Ming (5)	C	Chuck Hayes (63)			
Kevin Martin	G	Kevin Martin (80)			
Aaron Brooks (7)	G	Goran Dragic (3)			

Rockets All-Time Uniform Numbers

The Rockets have retired five jerseys in franchise history: Clyde Drexler's #22, Calvin Murphy's #23, Moses Malone's #24, Hakeem Olajuwon's #34 and Rudy Tomjanovich's #45.

0

DeMarre Carroll (2010-11)
Greg Smith (2011-12)
Thomas Robinson (2012-13)
Aaron Brooks (2007-11, 2012-14)
Isaiah Canaan (2014-15)
Andrew Goudelock (2016)

00

"Slick" Watts (1978-79)
Calvin Garrett (1980-83)

1

Lee Johnson (1980-81)
Phil Ford (1983-85)
"Buck" Johnson (1986-92)
Scott Brooks (1992-95)
Rodrick Rhodes (1997-99)
Juaquin Hawkins (2002-03)
Alton Ford (2003-04)
Tracy McGrady (2004-09)
Trevor Ariza (2009-10, 2014-16)
Terrence Williams (2010-12)
Scott Machado (2012-13)
Isaiah Canaan (2013-14)

2

Rick Barry (home: 1978-80)
James Bailey (1982-84)
Joe Barry Carroll (1987-88)
Mark Bryant (1995-96)
Sedale Threatt (1996-97)
"Pig" Miller (1998-2000)
Maurice Taylor (2000-05)
Luther Head (2005-09)
Garrett Temple (2009-10)
Marcus Morris (2011-13)
Patrick Beverley (2013-16)

3

Craig Ehlo (1983-86)
Derrick Chievous (1988-90)
Richard Petruska (1993-94)
Eldridge Recasner (1995-96)
Randy Livingston (1996-97)
Michael Dickerson (1998-99)
Steve Francis (1999-2004)
Bob Sura (2004-05)
Steve Francis (2007-09)
Tracy McGrady (2009-10)
Hilton Armstrong (2009-10)
Goran Dragic (2010-12)
Omer Asik (2012-14)
Nick Johnson (2014-15)
Ty Lawson (2015-16)

4

Greg Smith (1971-73)
Paul McCracken (1972-74)
Rick Barry (road: 1978-80)
Conner Henry (1986-87)
Sam Mack (1995-96)
Charles Barkley (1996-2000)
Reece Gaines (2004-05)
Stromile Swift (2005-06)
Luis Scola (2007-12)
Greg Smith (2012-14)

5

Billy Paultz (1979-83)
John Lucas Jr. (1984-86)
Dave Feitl (1986-87, 1990-91)
Sam Mack (1996-97)
Cuttino Mobley (1998-2004)
Juanwan Howard (2004-07)
Will Conroy (2009-10)
Courtney Lee (2010-12)
James Anderson (2012-13)
Jordan Hamilton (2013-14)
Josh Smith (2014-15, 2016)

6

Zaid Abdul-Aziz (1972-73)
George E. Johnson (1973-74)
Tom Henderson (1979-83)
Walter Berry (1988-89)
Avery Johnson (1991-92)
Elmer Bennett (1996-97)
Carlos Rogers (1999-2001)
Tito Maddox (2002-03)
Bonzi Wells (2006-08)
Earl Boykins (2011-12)
Terrence Jones (2012-16)

7

Toby Kimball (1967-71)
Lester Conner (1987-88)
Carl Herrera (1991-95)
Sam Mack (1998-99)
Adrian Griffin (2003-04)
David Wesley (2004-06)
Mike James (2007-08)
Kyle Lowry (2008-12)
Jeremy Lin (2012-14)
Sam Dekker (2015-16)

8

Hank McDowell (1984-86)
Eddie Johnson (1996-99)
Derek Anderson (2005-06)
Bobby Jackson (2007-08)
James White (2008-09)
Jermaine Taylor (2009-11)
Jeff Adrien (2011-12)
Michael Beasley (2016)

9

Lionel Hollins (1984-95)
Byron Dinkins (1989-90)
Gerald Henderson (1991-92)
Melvin Booker (1995-96)
Tracy Moore (1996-97)
Devin Gray (1999-2000)
"Pig" Miller (2000-01)
Bostjan Nachbar (2002-05)
Stephen Graham (2005-06)
Rick Brunson (2005-06)
Jonny Flynn (2011-12)
Courtney Fortson (2011-12)
Tyler Honeycutt (2012-13)
Pablo Prigioni (2014-15)

10

Don Adams (1971-72)
Steve Hawes (1974-76)
Mike Dunleavy (1978-82)
Dirk Minniefield (1986-87)
Purvis Short (1987-89)
John Lucas Jr. (1989-90)
David Wood (1990-91)
Terry Teagle (1992-93)
Sam Cassell (1993-96)
Tierre Brown (2001-02)
Tyronn Lue (2004-05)
Brandin Knight (2004-05)
Keith Bogans (2005-06)
Vassilis Spanoulis (2006-07)
Chase Budinger (2009-12)
Carlos Delfino (2012-13)
Ronnie Brewer (2013-14)
Tarik Black (2014-15)
Marcus Thornton (2015-16)



11

Jon McGlocklin (1967-68)
Elvin Hayes (1968-71)
Jimmy Walker (1972-74)
Matt Guokas (1973-74)
Dave Wohl (1973-77)
Major Jones (1979-84)
"Sleepy" Floyd (1987-88)
Vernon Maxwell (1989-95)
Bryce Drew (1998-2000)
Yao Ming (2002-11)

12

Nick Jones (1967-68)
Rick Adelman (1968-70)
E.C. Coleman (1978-79)
Jaren Jackson (1995-96)
Matt Maloney (1996-99)
"Moochie" Norris (1999-2004)
Andre Barrett (2004-05)
Rafer Alston (2005-09)
Will Conroy (2009-10)
Kevin Martin (2009-12)
Patrick Beverley (2012-13)
Dwight Howard (2013-16)

Rockets All-Time Uniform Numbers

13

Dwight Jones (1976-80)
 Jeff Taylor (1982-83)
 Andre Turner (1987-88)
 Larry Smith (1989-92)
 Kelvin Cato (1999-2004)
 Mike James (2004-05)
 Kirk Snyder (2006-08)
 Von Wafer (2008-09)
 David Andersen (2009-10)
 Ishmael Smith (2010-11)
 James Harden (2012-16)

14

"Hambone" Williams (1967-70)
 Mike Newlin (1971-79)
 Dan Langhi (2000-02)
 Richie Frahm (2005-06)
 Carl Landry (2007-10)
 Daequan Cook (2012-13)
 Tim Ohlbrecht (2012-13)

15

John Lucas Jr. (1976-78)
 Tom Barker (1978-79)
 Mitchell Wiggins (1984-87)
 Frank Johnson (1988-89)
 Mitchell Wiggins (1989-90)
 "Tree" Rollins (1991-93)
 Tim Breaux (1994-96)
 Emanuel Davis (1996-98)
 Bill Curley (1999-2000)
 John Lucas III (2005-07)
 Bobby Jones (2007-08)
 Joey Dorsey (2008-10)
 Marqus Blakely (2010-11)
 Toney Douglas (2012-13)
 Clint Capela (2014-16)

16

George E. Johnson (1972-73)
 Kostas Papanikolaou (2014-15)

17

Henry Finkel (1967-69)
 Mario Elie (1993-98)
 Charlie Ward (2004-05)
 Brent Barry (2008-09)
 Mike Harris (2009-10)

18

Bernie Williams (1969-70)
 McCoy McLemore (1971-72)
 Cedric Maxwell (1986-88)
 Oscar Torres (2001-02)
 Josh Davis (2005-06)
 Omri Casspi (2013-14)

19

Mike Harris (2007-08, 2009-10)

20

Dave Gambee (1967-68)
 Larry Siegfried (1970-72)
 Otto Moore (1972-74)
 Kevin Kunnert (1973-76)
 Terry Teagle (1982-84)
 Steve Harris (1985-88)
 Kennard Winchester (1990-93)
 Larry Robinson (1993-94)
 Tracy Moore (1995-96)

Brent Price (1996-99)
 Sean Colson (2000-01)
 Jon Barry (2004-06)
 Steve Novak (2006-08)
 Jared Jeffries (2009-11)
 Diamon Simpson (2011-12)
 Donatas Motiejunas (2012-16)

21

John Egan (1970-72)
 Moses Malone (1976-77)
 World B. Free (1987-88)
 "Sleepy" Floyd (1988-93)
 Chris Jent (1993-94)
 Henry James (1995-96)
 Kenny Thomas (1999-2003)
 Jim Jackson (2003-05)
 Pops Mensah-Bonsu (2009-10)
 Samuel Dalembert (2011-12)
 Josh Powell (2013-14)

22 (Retired)

Stu Lantz (1968-72)
 Eric McWilliams (1972-73)
 Gus Bailey (1974-76)
 Alonzo Bradley (1978-80)
 Joe Bryant (1982-83)
 Rodney McCray (1983-88)
 Winston Garland (1992-93)
Clyde Drexler (1994-98)

23 (Retired)

Calvin Murphy (1970-83)



24 (Retired)

Johnny Green (1967-68)
 Charles Acton (1967-68)
 Jack Marin (1972-74)
Moses Malone (1977-82)

25

Cliff Meely (1971-76)
 Tom Owens (1976-77)
 C.J. Kupec (1977-78)
 Bernard Thompson (1988-89)
 Anthony Bowie (1989-90)
 Robert Horry (1992-96)
 "Moochie" Norris (2004-06)
 Jake Tsakalidis (2006-07)

Gerald Green (2007-08)
 Chandler Parsons (2011-14)

27

Jim Ware (1967-68)
 Zaid Abdul-Aziz (1977-78)
 Caldwell Jones (1982-84)
 John Johnson (1976-78)
 Charles Jones (1994-98)
 Jordan Hill (2009-12)
 Malcolm Thomas (2011-12)

29

Mike Wilks (2003-04)
 Marcus Camby (2011-12)

30

John Barnhill (1967-68)
 Harry Barnes (1968-69)
 Jim Davis (1971-72)
 Owen Wells (1974-75)
 "Goo" Kennedy (1976-77)
 Phil Bond (1977-78)
 Alonzo Bradley (1977-78)
 Allen Leavell (1979-89)
 Kenny Smith (1990-96)
 Thomas Hamilton (1999-2000)
 Clarence Weatherspoon (2003-05)
 Maciej Lampe (2005-06)
 Justin Williams (2007-08)
 Alexander Johnson (2009-10)
 Royce White (2012-13)
 Troy Daniels (2013-15)

31

Tyrone Britt (1967-68)
 John Q. Trapp (1968-71)
 Ron Riley (1973-76)
 Mike Dunleavy (1977-78)
 Granville Waiters (1985-86)
 Tracy Murray (1994-95)
 Mark Jackson (2003-04)
 Rod Strickland (2004-05)
 Shane Battier (2006-11)
 Cole Aldrich (2012-13)
 Jason Terry (2014-16)

32

Bobby Smith (1969-70)
 Don Adams (1970-71)
 Rudy White (1975-80)
 Bill Willoughby (1980-82)
 Lewis Lloyd (1983-87, 1989-90)
 Dave Jamerson (1990-92)
 Pete Chilcutt (1994-96)
 Othella Harrington (1996-99)
 Torraye Braggs (2003-05)
 Hasheem Thabeet (2010-12)
 Francisco Garcia (2012-14)
 KJ McDaniels (2014-16)

33

Jim Barnett (1967-70)
 John Vallely (1971-72)
 Phil Hicks (1976-77)
 Robert Reid (1983-88)
 Otis Thorpe (1988-95)
 Scottie Pippen (1998-99)
 Eddie Griffin (2001-03)
 Charles Oakley (2003-04)

Rockets All-Time Uniform Numbers

Loren Woods (2007-08)
Mike Harris (2009-11)
Robert Covington (2013-14)
Corey Brewer (2014-16)

34 (Retired)

John Block (1967-71)
Dick Cunningham (1971-72)
John Johnson (1975-76)
Robin Jones (1977-78)
Ron Behagen (1977-78)
John Shumate (1979-80)

Hakeem Olajuwon (1984-2001)

35

Bernie Williams (1970-71)
Zaid Abdul-Aziz (1973-75)
Larry Spriggs (1981-82)
Tony Brown (1988-89)
Dan Godfread (1991-92)
Earl Cureton (1993-94)
Scott Padgett (2003-05)
Lonny Baxter (2005-06)
Scott Padgett (2006-07)
Montrezl Harrell (2015-16)

37

Derek Fisher (2011-12)

40

Dick Gibbs (1971-73)
Stan McKenzie (1972-74)
Larry Micheaux (1984-85)
Richard Anderson (1986-88)
Tim McCormick (1988-90)
John Turner (1991-92)
Shandon Anderson (1999-2001)
Ryan Bowen (2004-06)

41

Larry Moffett (1977-78)
Joe Stephens (1996-98)
Glen Rice (2001-03)
Thomas Robinson (2012-13)

42

Pat Riley (1967-70)
Ed Rattleff (1973-78)
John Stroud (1980-81)
Wally Walker (1982-84)
Mike Woodson (1988-91)
Mark Acres (1992-93)
Eric Riley (1993-94)
Kevin Willis (1996-98)
Walt Williams (1999-2002)
Vin Baker (2004-05)

43

Jim Petersen (1984-88)
Kevin Willis (2001-02)
Brian Cook (2008-10)

44

Don Kojis (1967-70)
Elvin Hayes (1971-72)
E. C. Coleman (1973-74)
Kevin Kunnert (1976-78)
Jacky Dorsey (1978-79)
Elvin Hayes (1981-84)
Adrian Caldwell (1989-91, 1994-95)
Tony Massenburg (1999-2000)
Terence Morris (2001-03)
Chuck Hayes (2005-11, 2015)

45 (Retired)

Rudy Tomjanovich (1970-81)

50

Joe Meriweather (1975-76)
Robert Reid (1977-82)
Ralph Sampson (1983-88)
Matt Bullard (1990-94, 1996-2001)
Marcus Cousin (2010-11)

51

Jawaan Oldham (1981-82)

52

Chuck Nevitt (1982-83, 1988-90)
Chuck Brown (1994-96)
Jason Collier (2000-03)
Eric Piatkowski (2003-04)
Brad Miller (2010-11)

53

Stanley Roberts (1998-99)

54

Curtis Perry (1970-72)
Paul Mokeski (1979-80)
Patrick Patterson (2010-13)

55

Zan Tabak (1994-95)
Alvin Hegggs (1995-96)
Antoine Carr (1998-99)
James Posey (2002-03)
Dikembe Mutombo (2004-09)

88

Alexey Shved (2014-15)

96

Ron Artest (2008-09)

MORE FUEL FOR ROCKETS FANS.

Stream the game virtually
anywhere you go with AT&T.



AT&T is a Proud Partner of
the Houston Rockets

MOBILIZING
YOUR
WORLD™



Coverage not available everywhere. Screen images simulated. ©2016 AT&T Intellectual Property. All rights reserved. AT&T, the Globe logo, and Mobilizing Your World are trademarks of AT&T Intellectual Property. All other marks are the property of their respective owners.

1967-68 San Diego Rockets

(15-67, 6th Western Division)

Final Statistics

Player	G	Min	FGM-A	Pct.	FTM-A	Pct.	Reb.	Avg.	A	Avg.	PF-D	TP	AVG
John Block	52	1805	366-865	.423	316-394	.802	571	11.0	71	1.4	189-3	1048	20.2
Don Kojis	69	2548	530-1189	.446	300-413	.726	710	10.3	176	2.6	259-5	1360	19.7
John Green	42	1073	241-526	.458	100-212	.472	423	10.1	59	1.4	112-3	582	13.9
Dave Gambee	80	1755	375-853	.440	321-379	.847	464	5.8	93	1.2	253-5	1071	13.4
Jon McGlocklin	65	1876	316-757	.417	156-180	.867	199	3.1	178	2.7	117-0	788	12.1
Henry Finkel	53	1116	242-492	.492	131-191	.686	375	7.1	72	1.4	175-5	615	11.6
Toby Kimball	81	2519	354-894	.396	181-306	.592	947	11.7	147	1.8	273-3	889	11.0
John Barnhill	75	1883	295-700	.421	154-234	.658	173	2.3	259	3.5	143-1	744	9.9
Jim Barnett	47	1068	179-456	.393	84-118	.712	155	3.3	134	2.9	101-0	442	9.4
Art Williams	79	1739	265-718	.369	113-165	.685	286	3.6	391	5.0	204-0	643	8.1
Pat Riley	80	1263	250-660	.379	128-202	.634	177	2.2	138	1.7	205-1	628	7.9
Nick Jones	42	603	86-232	.371	55-69	.797	67	1.6	89	2.1	84-0	227	5.4
Charles Acton	23	195	29-74	.392	19-29	.655	47	2.0	11	0.5	35-0	77	3.3
Tyrone Britt	11	84	13-34	.382	2-3	.667	15	1.4	12	1.0	10-0	28	2.5
Jim Ware	30	228	25-97	.258	23-34	.676	77	2.6	7	0.2	28-1	73	2.4
ROCKETS	82	19730	3466-8547	.417	2083-2929	.711	5418	66.1	1837	22.4	2188-27	9015	112.4
OPPONENTS	82	19730	3837-8189	.469	2246-3133	.717	4933	60.2	1797	21.9	2190-20	9920	121.0

Date	Opponent	Score	Record	Date	Opponent	Score	Record
Oct. 14	St. Louis	L98-99	0-1	Jan. 3	St. Louis	W126-124 (OT)	12-30
17	St. Louis	L105-123	0-2	6	Seattle	L104-122	12-31
20	at Seattle	W121-114	1-2	9	New York	L105-118	12-32
21	Seattle	L110-117 (OT)	1-3	10	Detroit	W122-118	13-32
22	at San Francisco	L126-137	1-4	12	at St. Louis	L89-111	13-33
25	Baltimore	L109-125	1-5	13	at Cincinnati	L116-122	13-34
27	Cincinnati	L113-116	1-6	16	at Chicago	L110-123	13-35
29	Cincinnati	L99-108	1-7	17	Chicago (Baltimore)	W110-104	14-35
Nov. 1	Seattle (Portland)	W139-125	2-7	18	Cincinnati (Cleveland)	L126-129	14-36
4	New York	L121-125	2-8	21	at Boston	L112-139	14-37
5	New York	L107-115	2-9	25	Baltimore	L113-127	14-38
7	Philadelphia	L105-130	2-10	27	Baltimore	L122-123	14-39
8	Philadelphia	L114-129	2-11	Feb. 1	San Francisco	L114-128	14-40
11	at Cincinnati	L108-109	2-12	2	at San Francisco (Oakland)	L121-127	14-41
12	at St. Louis	L105-116	2-13	3	at L.A. Lakers	L122-133	14-42
14	at New York	L109-122	2-14	5	Baltimore (Winston-Salem)	L108-121	14-43
15	New York (Boston)	W122-108	3-14	6	Detroit (New York)	L93-120	14-44
16	Chicago	W99-91	4-14	7	Philadelphia (Boston)	L103-125	14-45
17	at Seattle	L124-130	4-15	8	Baltimore (Chicago)	L102-106	14-46
19	San Francisco	L124-142	4-16	10	Cincinnati	L99-101	14-47
21	Boston (New York)	L114-121	4-17	11	at Baltimore	L116-136	14-48
22	at Boston	L110-124	4-18	13	at Chicago	L102-114	14-49
23	at Philadelphia	L117-128	4-19	14	at New York	L102-114	14-50
24	at Detroit	L122-130	4-20	15	San Francisco	L114-134	14-51
25	at St. Louis	L109-110	4-21	16	Philadelphia	L108-124	14-52
30	St. Louis	L87-129	4-22	18	Philadelphia	W111-106	15-52
Dec. 2	San Francisco	W127-103	5-22	23	Seattle	L122-127	15-53
5	Detroit (New York)	L110-111	5-23	25	L.A. Lakers	L112-127	15-54
7	at Chicago	W118-108	6-23	26	Boston	L110-118	15-55
8	San Francisco (Oakland)	W137-107	7-23	29	Cincinnati	L114-120	15-56
9	L.A. Lakers	L109-127	7-24	Mar. 1	Baltimore	L114-156	15-57
12	Chicago	W118-104	8-24	3	at St. Louis	L104-106	15-58
15	Boston (Philadelphia)	L101-114	8-25	5	at Philadelphia	L103-134	15-59
16	at New York	L102-126	8-26	6	at Detroit	L118-140	15-60
17	Detroit	W117-115	9-26	7	L.A. Lakers	L102-119	15-61
20	Boston	L116-126	9-27	8	at L.A. Lakers	L122-130	15-62
22	at San Francisco	L97-103	9-28	9	Seattle	L111-115	15-63
23	Detroit	L119-123	9-29	13	Boston	L118-144	15-64
25	L.A. Lakers	W104-101	10-29	17	Chicago	L121-129	15-65
28	at Seattle	W143-125	11-29	19	at L.A. Lakers	L109-121	15-66
31	at L.A. Lakers	L118-147	11-30	20	Chicago	L112-121	15-67

1968-69 San Diego Rockets

(37-45, 4th Western Division)

Final Statistics

Player	G	Min	FGM-A	Pct.	FTM-A	Pct.	Reb.	Avg.	A	Avg.	PF-D	TP	AVG
Elvin Hayes	82	3695	930-2082	.447	467-746	.626	1406	17.2	113	1.4	266-2	2327	28.4
Don Kojis	81	3130	687-1582	.434	446-596	.748	776	9.6	214	2.6	303-6	1820	22.5
John Block	78	2489	448-1061	.422	299-400	.748	703	9.0	141	1.8	249-0	1195	15.3
Jim Barnett	80	2346	465-1093	.425	233-310	.752	362	4.5	339	4.2	240-2	1163	14.5
Pat Riley	56	1027	202-498	.406	90-134	.672	112	2.0	136	2.4	146-1	494	8.8
Toby Kimball	76	1680	239-537	.445	117-250	.468	669	8.8	90	1.2	216-6	595	7.8
Stu Lantz	73	1378	220-482	.456	129-167	.772	236	3.2	99	1.4	178-0	569	7.8
Art Williams	79	1987	227-592	.383	105-149	.705	364	4.6	524	6.6	238-0	559	7.1
Rick Adelman	77	1448	177-449	.394	131-204	.642	216	2.8	238	3.1	158-1	485	6.3
Henry Finkel	35	332	49-111	.441	31-41	.756	107	3.1	21	0.6	53-1	129	3.7
John Trapp	25	142	29-80	.363	19-29	.655	49	2.0	5	0.2	38-0	77	3.1
Harry Barnes	22	126	18-64	.281	7-13	.538	26	1.2	5	0.2	25-0	43	2.0
ROCKETS	82	19780	3691-8631	.428	2074-3039	.682	5026	61.3	1925	23.5	2110-19	9456	115.3
OPPONENTS	82	19780	3692-8586	.430	2088-2950	.708	4959	60.4	1986	24.2	2265-48	9472	115.5

Date	Opponent	Score	Record	Date	Opponent	Score	Record
Oct. 17	Seattle	W128-110	1-0	8	Baltimore	L107-108	18-24
18	at San Francisco	W123-108	2-0	10	Baltimore	L104-106	18-25
23	at Seattle	L117-118	2-1	12	New York	L102-105	18-26
24	Baltimore	L115-119	2-2	16	Cincinnati (Cleveland)	L109-120	18-27
27	at L.A. Lakers	L116-152	2-3	17	at Philadelphia	L124-129	18-28
30	Atlanta	W127-117	3-3	18	at Chicago	L102-107 (OT)	18-29
Nov. 3	Chicago	W121-107	4-3	19	at Phoenix	W136-118	19-29
5	New York	W113-109	5-3	21	Atlanta	W124-113	20-29
8	at Atlanta	L101-114	5-4	24	at San Francisco	L107-114	20-30
9	at Baltimore	L107-109	5-5	25	Phoenix	W133-120	21-30
11	at Boston	L113-134	5-6	26	Chicago	W111-95	22-30
12	at Chicago	L108-115	5-7	29	L.A. Lakers	L120-122	22-31
13	Detroit	W122-120	6-7	Feb. 1	Milwaukee	W101-95	23-31
15	at L.A. Lakers	L119-127	6-8	2	at Atlanta	L103-115	23-32
16	Boston	L112-120	6-9	4	Boston (Astrodome)	W135-126	24-32
19	at New York	W113-107	7-9	5	Cincinnati	W110-93	25-32
20	at Baltimore	L110-114	7-10	7	Phoenix	W130-119	26-32
22	Seattle	W126-111	8-10	8	at Detroit	L119-123 (OT)	26-33
24	Philadelphia	W135-128 (OT)	9-10	9	at Milwaukee	L109-117	26-34
26	Detroit (Baltimore)	L120-134	9-11	12	at Cincinnati	W118-114	27-34
27	Baltimore (Detroit)	W123-107	10-11	14	at L.A. Lakers	L109-115	27-35
29	Chicago	L89-110	10-12	18	Philadelphia	L113-125	27-36
Dec. 1	San Francisco	W116-105	11-12	20	San Francisco	L118-128	27-37
3	at Chicago	W108-103	12-12	22	at New York	W108-104	28-37
4	at Philadelphia	L99-110	12-13	23	at Atlanta	L92-124	28-38
6	Phoenix	W117-106	13-13	25	at Milwaukee	L112-114	28-39
8	at L.A. Lakers	L118-132	13-14	27	Cincinnati	W127-112	29-39
10	Philadelphia (New York)	W132-120	14-14	Mar. 1	L.A. Lakers	L113-119	29-40
11	at Cincinnati	L110-116	14-15	4	at Seattle	L116-130	29-41
13	at Milwaukee	L96-101	14-16	6	Boston	W110-97	30-41
14	at New York	L105-112	14-17	9	at Phoenix	L133-146	30-42
18	at Detroit	L112-124	14-18	11	Phoenix	W116-106	31-42
20	Philadelphia	L109-116	14-19	12	Seattle (Vancouver)	L112-125	31-43
21	Cincinnati	W132-124	15-19	13	Detroit	W120-105	32-43
23	San Francisco	L95-125	15-20	15	Phoenix (Tucson)	W141-124	33-43
27	New York	L109-111	15-21	16	Detroit	W120-111	34-43
28	at Phoenix	W136-126	16-21	18	Milwaukee	W128-108	35-43
30	L.A. Lakers	L126-131 (OT)	16-22	20	Atlanta	W115-97	36-43
Jan. 2	Boston	L95-107	16-23	22	Milwaukee	L106-120	36-44
4	Seattle	W122-105	17-23	23	Atlanta	W128-121	37-44
7	at San Francisco	W113-108	18-23	24	Boston (Philadelphia)	L107-111	37-45

1969-70 San Diego Rockets

(27-55, 7th Western Division)

Final Statistics

Player	G	Min	FGM-A	Pct.	FTM-A	Pct.	Reb.	Avg.	A	Avg.	PF-D	TP	AVG
Elvin Hayes	82	3665	914-2020	.452	428-622	.688	1386	16.9	162	2.0	270-5	2256	27.5
Don Kojis	56	1578	338-756	.447	181-241	.751	388	6.9	78	1.4	135-1	857	15.3
Jim Barnett	80	2105	450-998	.451	289-366	.790	305	3.8	287	3.6	222-3	1189	14.9
John Block	82	2152	453-1025	.442	287-367	.782	609	7.4	137	1.7	275-2	1193	14.5
Stu Lantz	82	2471	455-1027	.443	278-361	.770	255	3.1	287	3.5	238-2	1188	14.5
Bernie Williams	72	1228	251-641	.392	96-122	.787	155	2.2	165	2.3	124-0	598	8.3
Rick Adelman	35	717	96-247	.389	68-91	.747	81	2.3	113	3.2	90-0	260	7.4
Bobby Smith	75	1198	242-567	.427	66-96	.688	328	4.4	75	1.0	119-0	550	7.3
Toby Kimball	77	1622	218-508	.429	107-185	.578	621	8.1	95	1.2	187-1	543	7.1
John Trapp	70	1025	185-434	.426	72-104	.692	309	4.4	49	0.7	200-3	442	6.3
Art Williams	80	1545	189-464	.407	88-118	.746	292	3.7	503	6.3	168-0	466	5.8
Pat Riley	36	474	75-180	.417	40-55	.727	57	1.6	85	2.4	68-0	190	5.3
ROCKETS	82	19780	3866-8867	.436	2000-2728	.733	4786	58.4	2036	24.8	2096-17	9732	118.7
OPPONENTS	82	19780	3947-8635	.457	2092-2804	.746	4550	55.5	2154	26.3	2041-27	9986	121.8

Date	Opponent	Score	Record	Date	Opponent	Score	Record
Oct. 16	at Phoenix	L114-116	0-1	4	Chicago	W140-121	16-26
18	at San Francisco	W125-124 (OT)	1-1	8	San Francisco	W120-103	17-26
22	Milwaukee	L102-115	1-2	10	New York	W123-115	18-26
25	Phoenix	L107-115	1-3	13	Baltimore	L126-144	18-27
29	at Atlanta	L113-117	1-4	17	Baltimore	L115-131	18-28
30	at New York	L110-123	1-5	22	Milwaukee (Astrodome)	L106-115	18-29
31	at Boston	L113-118	1-6	24	at New York	L114-127	18-30
Nov. 1	at Detroit	L113-130	1-7	25	at Philadelphia	L131-159	18-31
5	at Cincinnati	L120-133	1-8	27	at L.A. Lakers	L109-124	18-32
7	New York	L111-129	1-9	28	L.A. Lakers	L108-113	18-33
10	San Francisco (SLC)	W100-99	2-9	30	Seattle	W119-117 (OT)	19-33
12	Detroit	W132-119	3-9	Feb. 1	Phoenix	L103-105	19-34
14	Seattle	W148-112	4-9	4	Milwaukee	L123-141	19-35
15	Atlanta	W133-118	5-9	6	Philadelphia	L124-129	19-36
18	at Baltimore	L138-142 (OT)	5-10	8	at L.A. Lakers	L113-125	19-37
19	at Philadelphia	W125-116	6-10	11	Atlanta	L131-155	19-38
21	at L.A. Lakers	L98-100	6-11	14	San Francisco	W141-123	20-38
22	Boston	W125-116	7-11	15	Cincinnati	W150-123	21-38
24	Seattle	W112-105	8-11	16	Baltimore (Coliseum)	L109-140	21-39
26	San Francisco	L125-126 (OT)	8-12	18	Seattle (Eugene)	W122-119	22-39
28	at Chicago	L119-126	8-13	20	at Phoenix	L117-126	22-40
30	at Milwaukee	L99-111	8-14	21	L.A. Lakers	W121-106	23-40
Dec. 3	Chicago	W146-131	9-14	23	Chicago (Kansas City)	L125-127	23-41
5	at San Francisco	L107-112	9-15	24	at Baltimore	L118-128	23-42
6	L.A. Lakers	L115-128	9-16	25	at Boston	L124-147	23-43
8	Detroit	L102-111	9-17	27	at Philadelphia	L111-125	23-44
10	Atlanta	W126-107	10-17	Mar. 1	Chicago	W135-122	24-44
12	at Boston	L104-107	10-18	3	at Seattle	L114-126	24-45
13	at Baltimore	L105-117	10-19	4	Cincinnati	L125-127	24-46
14	Milwaukee (Madison)	L105-118	10-20	6	at New York	L103-107	24-47
16	at Chicago	W110-101	11-20	7	at Detroit	L126-134	24-48
17	at Detroit	W114-107	12-20	9	Philadelphia (Coliseum)	L112-131	24-49
19	San Francisco	W119-111	13-20	10	at Chicago	L106-111	24-50
20	Cincinnati	W126-111	14-20	11	at Atlanta	L121-122	24-51
21	at Seattle	L96-112	14-21	12	at Cincinnati	L151-165	24-52
23	L.A. Lakers	W115-109	15-21	14	New York	L103-119	24-53
27	Boston	L110-111	15-22	15	Philadelphia	W137-128	25-53
29	at Atlanta	L118-122	15-23	17	Boston	W125-117	26-53
30	at Cincinnati	L120-125	15-24	19	Detroit	W132-118	27-53
31	at Milwaukee	L126-143	15-25	20	at Phoenix	L104-127	27-54
Jan. 2	at Phoenix	L120-121	15-26	22	Phoenix	L129-130	27-55

1970-71 San Diego Rockets

(40-42, 3rd Pacific)

Final Statistics

Player	G	Min	FGM-A	Pct.	FTM-A	Pct.	Reb.	Avg.	A	Avg.	PF-D	TP	AVG
Elvin Hayes	82	3633	948-2215	.428	454-676	.672	1362	16.6	186	2.3	225-1	2350	28.7
Stu Lantz	82	3102	585-1305	.448	519-644	.806	406	5.0	344	4.2	230-3	1689	20.6
Calvin Murphy	82	2020	471-1029	.458	356-434	.820	245	3.0	329	4.0	263-4	1298	15.8
Don Adams	82	2374	391-957	.409	155-212	.731	581	7.1	173	2.1	344-11	937	11.4
John Trapp	82	2080	322-766	.420	142-188	.755	510	6.2	138	1.7	337-16	786	9.6
John Block	73	1464	245-584	.420	212-270	.785	442	6.1	98	1.3	193-2	702	9.6
Larry Siegfried	53	1673	146-378	.386	130-153	.850	207	3.9	346	6.5	146-0	422	8.0
Rudy Tomjanovich	77	1062	168-439	.383	73-112	.652	381	5.0	73	1.0	124-0	409	5.3
Bernie Williams	56	708	112-338	.331	68-81	.840	85	1.5	113	2.0	76-1	292	5.2
Toby Kimball	80	1100	111-287	.387	51-108	.472	406	5.1	62	0.8	128-1	273	3.4
Curtis Perry	18	100	21-48	.438	11-20	.550	30	1.7	5	0.3	22-0	53	2.9
John Egan (TOT)	62	824	67-178	.376	42-51	.824	63	1.0	112	1.8	71-0	176	2.8
John Egan (SD)	36	414	27-80	.338	17-23	.739	31	0.9	54	1.5	40-0	71	2.0
ROCKETS	82	19730	3547-8426	.421	2188-2921	.749	4686	57.2	1921	23.4	2128-39	9282	113.2
OPPONENTS	82	19730	3639-8102	.449	2024-2745	.737	4345	53.0	2135	26.0	2141-41	9302	113.4

Date	Opponent	Score	Record	Date	Opponent	Score	Record
Oct. 13	at Chicago	L96-111	0-1	Jan. 1	at L.A. Lakers	W117-106	22-20
14	at Baltimore	L105-123	0-2	2	L.A. Lakers	W109-108 (OT)	23-20
16	at Philadelphia	L119-127	0-3	5	at Chicago	L103-116	23-21
17	at Buffalo	W102-93	1-3	6	at Detroit	L99-100	23-22
20	Phoenix	W115-114	2-3	8	San Francisco	L117-120	23-23
22	Cleveland	W140-110	3-3	9	at San Francisco	L103-109	23-24
24	Philadelphia	W116-111	4-3	15	Baltimore	L117-124	23-25
25	at Phoenix	L98-117	4-4	17	Philadelphia	L105-106	23-26
27	at Milwaukee	L113-126	4-5	19	at New York	L113-117 (OT)	23-27
28	at Cleveland	W110-99	5-5	20	at Boston	L112-142	23-28
29	at New York	L107-114	5-6	22	at Buffalo	L94-101	23-29
31	at Atlanta	W121-117	6-6	23	at Baltimore	L120-127	23-30
Nov. 4	New York	L100-109	6-7	25	Buffalo	W114-106	24-30
6	Baltimore	L118-125	6-8	27	Chicago	L106-111	24-31
7	at San Francisco	L102-114	6-9	29	at Detroit	L104-131	24-32
11	Cincinnati	W127-120	7-9	30	at Cincinnati	L110-116	24-33
13	San Francisco	L102-107	7-10	31	at Atlanta	L120-131	24-34
14	Detroit	W112-101	8-10	Feb. 2	at L.A. Lakers	L105-133	24-35
16	at Portland	W136-118	9-10	3	Milwaukee	L101-108	24-36
18	Milwaukee	L111-117	9-11	5	Cleveland	W116-105	25-36
20	Seattle	W121-106	10-11	6	L.A. Lakers	L108-115	25-37
21	at Seattle	W115-114	11-11	7	at Seattle	W124-107	26-37
24	at Detroit	L104-111	11-12	9	Seattle	W132-115	27-37
25	at Cincinnati	W138-120	12-12	11	San Francisco	W119-111	28-37
27	Atlanta	W128-127	13-12	13	Cincinnati	W120-116	29-37
28	at Phoenix	W117-116	14-12	18	New York	L115-116	29-38
29	at L.A. Lakers	L112-130	14-13	19	at San Francisco	W109-103	30-38
Dec. 1	at Portland	W120-114	15-13	20	Boston	W128-118	31-38
5	L.A. Lakers	W119-116	16-13	23	at New York	W126-109	32-38
6	at Phoenix	L102-108	16-14	24	at Milwaukee	L104-139	32-39
11	Phoenix	W110-104	17-14	Mar. 2	at Philadelphia	W111-103	33-39
12	at Chicago	L98-103	17-15	3	at Boston	L113-128	33-40
13	at Cleveland	W118-95	18-15	5	Seattle	L110-111	33-41
15	at Philadelphia	L98-122	18-16	6	Chicago (Oakland)	L99-105	33-42
16	at Atlanta	L117-128	18-17	7	Portland	W135-121	34-42
18	Detroit	L116-129	18-18	9	Buffalo	W106-96	35-42
19	Portland (Oakland)	W118-108	19-18	11	Boston	W115-91	36-42
20	at Seattle	W110-108	20-18	13	Baltimore	W121-115	37-42
23	Atlanta	W133-102	21-18	17	Troit	W106-99	38-42
27	Chicago	L101-110	21-19	19	Milwaukee	W111-99	39-42
29	Boston	L108-110	21-20	21	Phoenix	W132-114	40-42
				Date	Opponent	Score	Record

1971-72 Houston Rockets

(34-48, 4th Pacific)

Final Statistics

Player	G-S	Min	FG-M	Pct.	FT-M	Pct.	Reb.	Avg.	A	Avg.	PF-D	TP	AVG
Elvin Hayes	82-82	3461	832-1918	.434	399-615	.649	1197	14.6	270	3.3	233-1	2063	25.2
Stu Lantz	81-78	3097	557-1279	.435	387-462	.838	345	4.3	337	4.2	211-2	1501	18.5
Calvin Murphy	82-40	2538	571-1255	.455	349-392	.890	258	3.2	393	4.8	298-6	1491	18.2
Rudy Tomjanovich	78-61	2689	500-1010	.495	172-238	.723	923	11.8	117	1.5	193-2	1172	15.0
Cliff Meely	77-36	1815	315-776	.406	133-197	.675	507	6.6	119	1.6	254-9	763	9.9
Greg Smith (TOT)	82	2256	309-671	.461	111-168	.661	483	5.9	222	2.7	259-4	729	8.9
Greg Smith (HOU)	54-50	1519	212-473	.448	70-110	.636	322	6.0	159	2.9	167-3	494	9.1
Mike Newlin	82-25	1495	256-618	.414	108-144	.750	228	2.8	135	1.7	233-6	620	7.6
Jim Davis	12-1	180	18-54	.333	26-38	.684	44	3.7	5	0.4	18-0	62	5.2
Larry Siegfried	10-8	223	18-46	.391	12-14	.857	10	1.0	20	2.0	21-0	48	4.8
Don Adams	3-1	41	6-19	.316	1-2	.500	8	2.7	3	1.0	7-1	13	4.3
Dick Gibbs	64-4	757	90-265	.340	55-66	.833	140	2.2	51	0.8	127-0	235	3.7
Curtis Perry	25-5	355	38-115	.330	12-24	.500	122	4.9	22	0.9	47-1	88	3.5
John Vallely (TOT)	49	366	69-171	.404	30-45	.667	32	0.7	37	0.8	50-0	168	3.4
John Vallely (HOU)	40-1	256	49-128	.383	17-25	.680	21	0.5	28	0.7	37-0	115	2.9
John Egan	38-0	437	42-104	.404	26-32	.813	26	0.7	51	1.3	55-0	110	2.9
M. McLemore (TOT)	27	246	28-71	.394	20-24	.833	73	2.7	22	0.8	33-1	76	2.8
M. McLemore (HOU)	17-0	147	19-43	.442	9-12	.750	39	2.3	10	0.6	15-1	47	2.8
Dick Cunningham	63-5	720	67-174	.385	37-53	.698	243	3.9	57	0.9	76-0	171	2.7
ROCKETS	82	19730	3590-8277	.434	1813-2424	.748	4433	54.1	1777	21.7	1992-32	8993	109.7
OPPONENTS	82	19730	3542-7817	.453	2037-2737	.744	4298	52.4	1945	23.7	1944-19	9121	111.2

Date	Opponent	Score	Record	Date	Opponent	Score	Record
Oct. 14	Philadelphia (Astrohall)	L94-105	0-1	5	Boston (Hofheinz)	L105-113	15-27
16	at Phoenix	L108-128	0-2	9	Golden State (Hofheinz)	L112-113	15-28
17	Detroit (San Antonio)	L99-112	0-3	11	at Seattle	L126-141	15-29
20	Chicago (Waco)	L110-125	0-4	15	Cleveland (Hofheinz)	W112-109	16-29
22	at Seattle	L91-110	0-5	16	New York (Hofheinz)	L108-109	16-30
24	L.A. Lakers (Astrodome)	L103-113	0-6	20	at Cincinnati	W104-87	17-30
26	at Detroit	W104-103	1-6	21	at Boston	L105-110	17-31
27	at Boston	L97-108	1-7	22	at Chicago	L108-115	17-32
28	at New York	L94-112	1-8	23	at Detroit	W109-107	18-32
31	Buffalo (Astrohall)	W102-87	2-8	25	Portland (Astrodome)	W118-104	19-32
Nov. 3	New York (Astrodome)	L98-117	2-9	26	Chicago (San Antonio)	L108-117	19-33
4	Portland (Astrohall)	L110-112	2-10	28	at L.A. Lakers	L105-118	19-34
7	Baltimore (Astrohall)	L106-109	2-11	Feb. 2	Seattle (San Antonio)	W111-88	20-34
9	at Golden State	L99-115	2-12	4	at Portland	L113-114	20-35
10	Boston (Astrodome)	L103-142	2-13	5	Milwaukee (Hofheinz)	L112-119	20-36
12	at Milwaukee	L102-111	2-14	6	Atlanta (Hofheinz)	W120-113	21-36
13	at Chicago	L102-111	2-15	8	Seattle (Portland)	L119-127	21-37
16	at Baltimore	L107-110	2-16	11	Baltimore (Hofheinz)	W116-95	22-37
17	at Philadelphia	W118-112	3-16	13	Cincinnati (Hofheinz)	W112-111	23-37
19	at L.A. Lakers	L99-106	3-17	14	at Philadelphia	W130-116	24-37
21	Golden State (San Diego)	W115-96	4-17	15	at Baltimore	L98-113	24-38
24	Philadelphia (Astrohall)	W109-108	5-17	16	at New York	L100-110	24-39
28	Phoenix (Astrohall)	L110-116	5-18	18	at Buffalo	W108-96	25-39
30	at Buffalo	W115-101	6-18	23	L.A. Lakers (Waco)	W115-110	26-39
Dec. 1	at Cleveland	L106-116	6-19	26	Detroit (Hofheinz)	W122-106	27-39
3	at Detroit	L112-113	6-20	27	Golden State (Hofheinz)	L104-117	27-40
4	at Boston	L107-117	6-21	Mar. 1	Cincinnati (El Paso)	W108-96	28-40
8	L.A. Lakers (Astrodome)	L120-125	6-22	3	Golden State (San Diego)	L107-108	28-41
10	Atlanta (Astrodome)	W95-88	7-22	4	Cleveland (Hofheinz)	L123-130	28-42
11	at Phoenix	W111-110	8-22	5	Chicago (Hofheinz)	L97-128	28-43
12	Seattle (Hofheinz)	W100-98	9-22	9	Portland (Seattle)	W114-111	29-43
14	at Milwaukee	L98-106	9-23	10	Golden State (Hofheinz)	L116-119	29-44
15	at Atlanta	W117-115 (OT)	10-23	11	Buffalo (Hofheinz)	W121-100	30-44
17	at Chicago	W109-98	11-23	12	Philadelphia (Hofheinz)	W121-112	31-44
18	at Cincinnati	W126-116	12-23	16	New York (Astrodome)	L102-103	31-45
21	at Portland	W132-119	13-23	18	Milwaukee (Astrodome)	L116-120 (OT)	31-46
26	at L.A. Lakers	L115-137	13-24	21	at Milwaukee	L94-111	31-47
29	Phoenix (Hofheinz)	L106-124	13-25	22	at Atlanta	L106-107	31-48
30	Atlanta (Hofheinz)	W129-115	14-25	24	at Cleveland	W127-119	32-48
Jan. 2	Detroit (Hofheinz)	L107-109	14-26	25	at Baltimore	W106-85	33-48
4	Seattle (Hofheinz)	W119-110	15-26	26	Portland (Hofheinz)	W131-109	34-48
				Oct. 13	at Cleveland	W109-108	1-0

1972-73 Houston Rockets

(33-49, 3rd Central)

Final Statistics

Player	G-S	Min	FGM-A	Pct.	FTM-A	Pct.	Reb.	Avg.	A	Avg.	PF-D	TP	AVG
Rudy Tomjanovich	81-65	2972	655-1371	.478	205-335	.746	938	11.6	178	2.2	225-1	1560	19.3
Jack Marin	81-81	3019	624-1334	.468	248-292	.849	499	6.2	291	3.6	247-4	1496	18.5
Jimmy Walker	81-81	3079	605-1301	.465	244-276	.884	268	3.3	442	5.5	207-0	1454	18.0
Mike Newlin	82-70	2658	534-1206	.443	327-369	.886	340	4.2	409	5.0	301-5	1395	17.0
Calvin Murphy	77-13	1697	381-820	.465	239-269	.888	149	1.9	262	3.4	211-3	1001	13.0
Otto Moore	82-68	2712	418-859	.487	127-211	.602	868	10.6	67	2.0	239-4	963	11.7
Don Smith	48-13	900	149-375	.397	119-162	.735	304	6.3	53	1.1	108-2	417	8.7
Cliff Meely	82-19	1694	268-657	.408	92-137	.672	496	6.1	91	1.1	263-6	628	7.7
Paul McCracken	24-0	305	44-89	.494	23-39	.590	51	2.1	17	0.9	32-0	111	6
OStan McKenzie (TOT)	33-0	294	48-119	.403	30-37	.811	55	1.7	23	0.7	43-1	126	3.8
Stan McKenzie (HOU)	26-0	187	35-83	.422	16-21	.762	34	1.3	15	0.6	28-0	86	3.3
Greg Smith	4-0	41	5-16	.313	0-0	.000	8	2.0	5	1.3	8-0	10	2.5
George Johnson	19-0	169	20-39	.513	3-4	.750	45	2.4	3	0.2	33-0	43	2.3
Eric McWilliams	44-0	245	34-98	.347	18-37	.486	60	1.4	5	0.1	46-0	86	2.0
Dick Gibbs	1-0	2	0-1	.000	0-0	.000	0	0.0	1	1.0	1-0	0	0.0
ROCKETS	82	19680	3772-8249	.457	1706-2152	.793	4060	49.5	1939	23.7	1949-25	9250	112.8
OPPONENTS	82	19680	3824-8119	.471	1744-2290	.762	4338	52.9	2104	25.7	1902-22	9302	114.5

	14	at Buffalo	W121-113	2-0	13	Cleveland	L115-123	17-27	
	17	at New York	L95-103	2-1	17	Golden State (San Antonio)	L117-123	17-28	
	20	Atlanta	W120-108	3-1	19	Cleveland	L104-108	17-29	
	21	Chicago	L97-130	3-2	20	Portland	L115-130	17-30	
	25	L.A. Lakers (San Antonio)	L107-112	3-3	21	New York	W107-103	18-30	
	27	Detroit	W130-118	4-3	25	Milwaukee (Madison)	W129-125	19-30	
	31	at Atlanta	W106-105	5-3	26	at Boston	L126-139	19-31	
Nov.	1	at Philadelphia	W108-104	6-3	28	Atlanta	W116-108	20-31	
	3	Atlanta	L108-114	6-4	30	at Portland	W123-120	21-31	
	4	Detroit (San Antonio)	W118-108	7-4	31	at Seattle	L109-118	21-32	
	7	at L.A. Lakers	L109-122	7-5	Feb.	2	at L.A. Lakers	L109-126	21-33
	10	at Phoenix	L109-115	7-6	3	at Phoenix	L123-132	21-34	
	11	Philadelphia (San Antonio)	L112-114	7-7	4	Buffalo (San Antonio)	W130-118	22-34	
	14	at Baltimore	L103-104	7-8	6	Philadelphia (San Antonio)	W123-117	23-34	
	16	at New York	L100-119	7-9	9	Kansas City	L116-121	23-35	
	18	at Kansas City	L117-127	7-10	10	at Atlanta	L91-103	23-36	
	21	at Chicago	L105-113	7-11	13	at Kansas City	L118-132	23-37	
	22	Golden State	W132-104	8-11	16	at Milwaukee	L103-105	23-38	
	25	Seattle	W114-109	9-11	17	Phoenix	W127-111	24-38	
	28	Baltimore (San Antonio)	L90-108	9-12	18	Chicago	L99-110	24-39	
	29	Baltimore (San Antonio)	W102-94	10-12	21	Seattle (San Antonio)	W139-107	25-39	
Dec.	1	at Baltimore	L96-103	10-13	23	Philadelphia (Hershey)	W138-116	26-39	
	2	Kansas City-Omaha	L109-114	10-14	25	at Detroit	L112-129	26-40	
	5	at Golden State	L101-108	10-15	27	at Buffalo	W112-105	27-40	
	8	Portland	W114-108	11-15	Mar.	3	at Atlanta	L125-136	27-41
	12	at Buffalo	L94-95	11-16	4	Milwaukee	L101-116	27-42	
	15	at Baltimore	L91-94	11-17	7	Cleveland (San Antonio)	L100-118	27-43	
	16	at Detroit	W123-112	12-17	9	Baltimore	L104-109	27-44	
	17	at Cleveland	W110-109	13-17	10	Cleveland	W131-116	28-44	
	20	New York (San Antonio)	L102-124	13-18	11	Atlanta	W129-118	29-44	
	22	Philadelphia	W116-103	14-18	15	at Golden State	L125-141	29-45	
	26	Phoenix	W113-110	15-18	16	at Portland	L128-141	29-46	
	27	L.A. Lakers	W136-104	16-18	18	at Seattle	L112-121	29-47	
	29	Milwaukee	L101-114	16-19	20	Boston (Providence)	L89-94	29-48	
Jan.	2	Boston	L110-130	16-20	21	at Baltimore	W118-110	30-48	
	3	Boston	W123-112	17-20	23	at Philadelphia	W132-112	31-48	
	4	at Chicago	L97-111	17-21	25	Boston	L121-125	31-49	
	6	at New York	L106-116	17-22	27	Buffalo (San Antonio)	W121-111	32-49	
	7	at Cleveland	L97-102	17-23	28	Buffalo (San Antonio)	W138-122	33-49	
	9	at Atlanta	L114-120	17-24	Date	Opponent	Score	Record	
Date		Opponent	Score	Record	Oct.	9	at Buffalo	L105-107 (OT)	0-1
	10	at Boston	L107-128	17-25	10	at Philadelphia	W104-88	1-1	
	12	New York	L103-104	17-26					

1973-74 Houston Rockets

(32-50, 3rd Central)

Final Statistics

Player	Rebounds			Pct.	FTM-A	Pct.	O-D-Tot	Avg.	A	Avg.	PF-D	S	B	TP	Avg.
	G-S	Min	FGM-A												
Rudy Tomjanovich	80-80	3227	788-1470	.536	385-454	.848	230-487-717	9.0	250	3.1	230-0	89	66	1961	24.5
Calvin Murphy	81-79	2922	671-1285	.522	310-357	.868	51-137-188	2.3	603	7.4	310-8	157	4	1652	20.4
Mike Newlin	76-70	2591	510-1139	.448	380-444	.856	77-185-262	3.5	363	4.8	259-5	87	9	1400	18.4
Don Smith	79-63	2459	336-732	.459	193-240	.804	259-664-923	11.7	166	2.1	227-3	80	104	865	10.9
Jack Marin	47-10	1102	210-443	.474	82-98	.837	29-77-106	2.3	121	2.6	120-2	23	8	502	10.7
Cliff Meely	77-31	1754	330-773	.427	90-140	.643	103-336-439	5.7	124	1.6	234-5	53	77	750	9.7
Ed Ratleff	81-8	1773	254-585	.434	103-129	.798	93-193-286	3.5	181	2.2	182-2	90	27	611	7.5
Matt Guokas	39-27	1007	93-203	.458	21-28	.750	17-43-60	1.5	133	3.4	73-1	27	14	207	5.3
E.C. Coleman	58-28	1075	128-250	.512	47-74	.635	81-171-252	4.4	76	1.3	162-4	37	20	303	5.2
Otto Moore	13-7	313	32-69	.464	4-8	.500	20-64-84	6.5	18	1.4	37-2	10	18	68	5.2
Dave Wohl (TOT)	67	1055	121-277	.437	75-102	.735	11-35-46	0.7	236	3.5	136-3	76	2	317	4.7
Dave Wohl (HOU)	26-0	449	61-127	.480	33-42	.786	4-13-17	0.7	109	4.2	64-2	43	1	155	6.0
Jimmy Walker	6-0	38	7-12	.583	0-1	.000	0-2-2	0.7	4	1.3	4-0	0	0	14	4.7
Ron Riley (TOT)	48	591	81-202	.401	24-38	.632	48-129-177	3.7	37	0.8	95-0	18	24	186	3.9
Ron Riley (HOU)	36-5	421	57-145	.393	10-14	.714	35-86-121	3.4	29	0.8	68-0	15	22	124	3.4
Kevin Kunnert (TOT)	64	701	105-215	.488	21-33	.636	83-194-217	3.4	43	0.7	151-1	10	54	231	3.6
Kevin Kunnert (HOU)	25-0	361	56-114	.491	10-17	.588	40-71-111	4.4	18	0.7	68-1	5	29	122	4.9
George Johnson	26-2	238	23-51	.451	8-17	.471	20-41-61	2.4	9	0.4	46-1	8	8	54	2.1
Stan McKenzie	11-0	112	7-24	.292	6-8	.750	3-13-16	1.5	6	0.6	17-0	3	0	20	1.8
Paul McCracken	4-0	13	1-4	.250	0-0	.000	1-5-6	1.5	2	0.5	3-0	0	0	2	0.5
ROCKETS	82	19855	3564-7426	.480	1682-2071	.812	1063-2588-3661	44.5	2212	27.0	2104-36	727	407	8810	107.4
OPPONENTS	82	19855	3551-7433	.478	1719-2337	.736	1162-2619-3781	46.1	2122	25.9	1994-29	707	375	8821	107.6

12	at Cleveland	W106-99	2-1	8	Golden State	L92-104	14-30
13	at New York	W86-85	3-1	9	at Phoenix	L101-105	14-31
16	Philadelphia	L101-106	3-2	11	at Buffalo	L99-117	14-32
20	Detroit	L104-107	3-3	13	Buffalo (Toronto)	W121-112	15-32
23	L.A. Lakers	L98-107	3-4	18	New York	W96-90	16-32
24	at Boston	W132-117	4-4	20	at Capital	L105-111	16-33
26	at Chicago	L113-121	4-5	22	at New York	W108-93	17-33
27	Chicago	L92-102	4-6	23	at Atlanta	W115-104	18-33
31	New York	L91-102	4-7	25	at Detroit	L89-93	18-34
Nov. 2	Atlanta	L123-125	4-8	27	Buffalo	L108-122	18-35
4	at L.A. Lakers	L93-106	4-9	29	Seattle	L107-115	18-36
7	Capital	L97-111	4-10	31	Golden State	L108-109	18-37
9	at Cleveland	L106-111	4-11	Feb. 2	at Atlanta	L107-117	18-38
13	Philadelphia	W97-83	5-11	3	Atlanta	W123-112	19-38
14	at Kansas City	L116-118 (OT)	5-12	5	L.A. Lakers	W116-112 (OT)	20-38
17	Portland	L87-96	5-13	8	Cleveland	W120-106	21-38
22	Cleveland	L96-104	5-14	10	at Portland	W112-106	22-38
23	Cleveland	L83-85	5-15	12	at L.A. Lakers	W129-119	23-38
27	Phoenix	W125-111	6-15	14	at Phoenix	L99-107	23-39
28	at New York	W114-106	7-15	17	Buffalo	L118-135	23-40
30	Detroit	W110-95	8-15	20	Philadelphia	W115-98	24-40
Dec. 1	at Philadelphia	L106-108 (OT)	8-16	22	Milwaukee	L113-122	24-41
2	at Cleveland	W130-104	9-16	24	Portland	W133-115	25-41
4	at Milwaukee	L109-124	9-17	26	Kansas City-Omaha	W118-101	26-41
5	Capital	W119-99	10-17	Mar. 1	Phoenix	W117-111	27-41
9	at Seattle	W110-107	11-17	2	at Atlanta	L122-129	27-42
11	at Golden State	L107-114	11-18	3	Milwaukee (Madison)	L106-112 (OT)	27-43
14	Boston	L106-114	11-19	6	Chicago	L93-105	27-44
15	at Chicago	L100-104	11-20	8	Boston	W113-106	28-44
17	New York	L97-109	11-21	10	Cleveland	W113-108	29-44
19	Seattle	L118-124 (OT)	11-22	13	Capital	W117-93	30-44
21	Atlanta	L110-124	11-23	15	Capital	W114-105	31-44
22	at Capital	L89-98	11-24	17	at Kansas City-Omaha	L114-125	31-45
23	at Cleveland	L91-99	11-25	19	Boston	L107-110	31-46
26	Kansas City-Omaha	W110-95	12-25	20	at Detroit	L99-103	31-47
28	Milwaukee	L111-127	12-26	22	at Capital	L95-109	31-48
29	at Atlanta	L110-114	12-27	23	Boston (Providence)	L105-108	31-49
Jan. 2	at Philadelphia	W101-99	13-27	24	at Boston	L106-109 (OT)	31-50
4	at Portland	W119-113	14-27	26	Buffalo	W119-96	32-50
Date	Opponent	Score	Record				
5	at Golden State	L106-108	14-28				
6	at Seattle	L90-91	14-29				

1974-75 Houston Rockets

(41-41, 2nd Central)

Final Statistics

Player	G-S	Min	FGM-A	Pct.	FTM-A	Pct.	Rebounds			PF-D	S	B	TP	Avg.	
							O-D-Tot	Avg.	A						
Rudy Tomjanovich	81-81	3134	694-1323	.525	289-366	.790	184-429-613	7.6	236	2.9	230-1	76	24	1677	20.7
Calvin Murphy	78-52	2513	557-1152	.484	341-386	.883	52-121-173	2.2	381	4.9	281-8	128	4	1455	18.7
Mike Newlin	79-70	2709	436-905	.482	265-305	.869	55-205-260	3.3	403	5.1	288-4	111	7	1137	14.4
Ed Ratleff	80-48	2563	392-851	.461	157-190	.826	185-274-459	5.7	259	3.2	231-5	146	51	941	11.8
Kevin Kunnert	75-34	1801	346-676	.512	116-169	.686	214-417-631	8.4	108	1.4	223-2	34	84	808	10.8
Zaid Abdul-Aziz	65-33	1450	235-538	.437	159-203	.783	154-334-488	7.5	84	1.3	128-1	37	74	629	9.7
Cliff Meely	48-5	753	156-349	.447	68-94	.723	55-109-164	3.4	45	0.9	117-4	21	21	380	7.9
Dave Wohl	75-39	1722	203-462	.439	79-106	.745	26-86-112	1.5	340	4.5	184-1	75	9	485	6.5
Ron Riley	77-33	1578	196-470	.417	71-97	.732	137-243-360	4.9	130	1.7	197-3	56	22	463	6.0
Steve Hawes	55-15	897	140-279	.502	45-55	.818	80-195-275	5.0	88	1.6	99-1	36	36	325	5.9
Owen Wells	33-0	214	42-100	.420	15-22	.682	12-23-35	1.1	22	0.7	38-0	9	3	99	3.0
Gus Bailey	47-0	446	51-126	.405	20-41	.488	23-59-82	1.8	59	1.3	52-0	17	16	122	2.6
ROCKETS	82	19780	3448-7231	.477	1625-2034	.799	1177-2495-3672	44.8	2155	26.3	2068-30	746	351	8521	103.9
OPPONENTS	82	19780	3429-7127	.481	1576-2127	.741	1036-2380-3416	41.7	2024	24.7	2063-37	750	308	8434	102.9

Date	Opponent	Score	Record	Date	Opponent	Score	Record
Oct. 18	at Milwaukee	W106-101	1-0	17	Portland	L106-127	20-22
19	at Atlanta	L112-118	1-1	18	Boston (Hartford)	L101-123	20-23
22	at New York	L100-110	1-2	21	Boston	L102-113	20-24
23	at Washington	L95-99	1-3	23	at Atlanta	W96-95	21-24
25	Philadelphia	W110-86	2-3	24	Milwaukee	W95-91	22-24
30	at New Orleans	W113-100	3-3	26	at Washington	L90-118	22-25
31	Washington	W95-92	4-3	28	L.A. Lakers	W104-89	23-25
Nov. 2	Kansas City-Omaha	W120-97	5-3	30	Detroit	W103-88	24-25
5	New York	L93-106	5-4	Feb. 1	at New York	W95-93	25-25
7	Milwaukee	W103-93	6-4	2	at Philadelphia	L77-90	25-26
9	Phoenix	L96-101	6-5	4	Golden State	L105-107	25-27
12	at Kansas City-Omaha	W103-99	7-5	5	at New Orleans	W124-97	26-27
14	Chicago	W105-96	8-5	7	Atlanta	W105-97	27-27
16	Detroit	W118-98	9-5	9	at Portland	W102-92	28-27
19	Cleveland	W94-85	10-5	11	at Golden State	W112-108 (OT)	29-27
22	at L.A. Lakers	L83-89	10-6	12	at Seattle	L103-104	29-28
24	at Seattle	W124-109	11-6	14	New Orleans	L112-124	29-29
26	at Golden State	L124-144	11-7	16	at Cleveland	L95-100	29-30
27	at Portland	L97-111	11-8	18	Portland	W107-83	30-30
29	Atlanta	L91-96	11-9	21	Philadelphia	W103-85	31-30
30	at Phoenix	L100-112	11-10	23	at New Orleans	L99-108	31-31
Dec. 3	at Cleveland	L91-97	11-11	25	Cleveland	W114-87	32-31
4	at Detroit	L69-88	11-12	28	Chicago	W102-87	33-31
6	Boston	L114-120 (OT)	11-13	Mar. 1	New Orleans	W121-109	34-31
10	Golden State	W111-97	12-13	2	Phoenix	W110-104	35-31
11	at Philadelphia	L96-103	12-14	7	Cleveland	W93-86	36-31
12	Buffalo (Toronto)	L113-124	12-15	8	at Phoenix	W112-107	37-31
14	Kansas City-Omaha	W123-84	13-15	9	at L.A. Lakers	L95-116	37-32
17	New Orleans	W109-83	14-15	11	Seattle	L117-122 (OT)	37-33
20	Washington	W116-91	15-15	12	at Washington	L88-117	37-34
21	at Atlanta	W101-96	16-15	14	New York	L94-103	37-35
26	Atlanta	W114-86	17-15	16	at Boston	L94-99	37-36
28	Buffalo	W125-117	18-15	18	Buffalo	W122-115	38-36
30	L.A. Lakers	W120-107	19-15	21	at Detroit	L110-121	38-37
Jan. 3	at Cleveland	L83-95	19-16	22	at Buffalo	L112-117	38-38
4	at Milwaukee	L89-93	19-17	23	at Cleveland	L95-101	38-39
5	at Kansas City	W115-106	20-17	25	at Chicago	L94-112	38-40
7	at Chicago	L97-106	20-18	28	Cleveland	W112-105	39-40
9	Washington	L94-102	20-19	29	New Orleans	W107-105	40-40
10	at New Orleans	L108-111	20-20	Apr. 1	Atlanta	W113-104	41-40
16	Seattle	L125-127 (OT)	20-21	2	at Washington	L85-112	41-41

1975-76 Houston Rockets

(40-42, 3rd Central)

Final Statistics

Player	G-S	Min	FGM-A	Pct.	FTM-A	Pct.	Rebounds		PF-D	S	B	TP	Avg.		
							O-D-Tot	Avg.							
Calvin Murphy	82-82	2995	675-1369	.493	372-410	.907	52-157-209	2.6	596	7.3	294-3	151	6	1722	21.0
Mike Newlin	82-82	3065	569-1123	.507	385-445	.865	72-284-336	4.1	457	5.6	263-5	106	5	1523	18.6
Rudy Tomjanovich	79-79	2912	622-1202	.517	221-288	.767	167-499-666	8.4	188	2.4	206-1	42	19	1465	18.5
Kevin Kunnert	80-80	2335	465-954	.487	102-156	.654	267-520-787	9.8	155	1.9	315-14	57	105	1032	12.9
Ed Ratleff	72-66	2401	314-647	.485	168-206	.816	107-272-379	5.3	260	3.6	234-4	114	37	796	11.1
Joe Meriweather	81-4	2042	338-684	.494	154-239	.644	163-353-516	6.4	82	1.0	219-4	36	120	830	10.2
John Johnson (TOT)	76	1697	316-697	.453	120-155	.774	94-238-332	4.4	217	2.9	194-1	57	36	752	9.9
John Johnson (HOU)	67-1	1485	275-609	.452	97-128	.758	81-211-292	4.4	163	2.4	163-0	50	28	647	9.7
Cliff Meely	14-0	174	32-81	.395	9-16	.563	12-40-52	3.7	10	0.7	31-1	9	4	73	5.2
Ron Riley	65-16	1049	115-280	.411	38-56	.679	91-213-304	4.7	75	1.2	137-1	32	21	268	4.1
Dave Wohl	50-0	700	66-163	.405	38-49	.776	9-47-56	1.1	112	2.2	112-2	26	1	170	3.4
Rudy White	32-0	284	42-102	.412	18-25	.720	13-25-38	1.2	30	0.9	32-0	19	5	102	3.2
Gus Bailey	30-0	262	28-77	.364	14-28	.500	20-30-50	1.7	41	1.4	33-1	14	8	70	2.3
Steve Hawes	6-0	51	5-13	.385	0-0	.000	5-13-18	3.0	10	1.7	6-0	0	0	10	1.7
ROCKETS	82	19755	3546-7304	.485	1616-2046	.790	1059-2644-3703	45.2	2213	27.0	2045-36	656	359	8708	106.2
OPPONENTS	82	19755	3603-7551	.477	1568-2072	.757	1116-2473-3589	43.8	2028	24.7	2050-23	684	311	8774	107.0

Date	Opponent	Score	Record	Date	Opponent	Score	Record
Oct. 24	at Boston	L94-109	0-1	24	Seattle	W110-103	20-22
28	at Buffalo	L108-124	0-2	27	Philadelphia	W127-116	21-22
31	at Detroit	L127-131	0-3	28	Cleveland	W108-93	22-22
Nov. 2	Milwaukee	W104-89	1-3	29	at Kansas City	L86-119	22-23
4	New York	W119-106	2-3	31	at New York	W130-114	23-23
8	Cleveland	W116-112	3-3	Feb. 5	New Orleans	L111-114	23-24
12	Buffalo	L80-93	3-4	7	Chicago	W89-87	24-24
13	at New York	L102-108	3-5	9	Kansas City	W105-86	25-24
15	New Orleans	W103-101	4-5	11	Boston	W115-103	26-24
18	at Cleveland	W95-91	5-5	13	at Philadelphia	L109-134	26-25
19	L.A. Lakers	L110-118	5-6	14	at Washington	L89-108	26-26
21	at Phoenix	L92-107	5-7	15	at Milwaukee	L105-113	26-27
23	at L.A. Lakers	L99-110	5-8	18	L.A. Lakers	W114-98	27-27
25	at Washington	W100-89	6-8	20	Milwaukee	W110-108	28-27
26	Washington	W97-85	7-8	21	Phoenix	L108-110 (OT)	28-28
29	Philadelphia	W99-98	8-8	22	at Cleveland	L103-107	28-29
Dec. 2	at Chicago	W91-77	9-8	23	Cleveland	W117-114	29-29
3	Seattle	W107-101	10-8	25	at Boston	L102-103	29-30
5	at Detroit	L91-102	10-9	27	at Buffalo	W113-107	30-30
6	Detroit	W105-96	11-9	29	at Washington	L108-110	30-31
10	Phoenix	W119-105	11-10	Mar. 3	at New Orleans	W113-105	31-31
13	Boston	L120-137	11-11	4	Washington	L106-113	31-32
16	at Kansas City	W111-100	12-11	6	Atlanta	W101-97	32-32
17	at Buffalo	L85-88	12-12	7	at Atlanta	L106-123	32-33
19	Atlanta	W113-107	13-12	10	Portland	W113-110	33-33
20	at Atlanta	L108-123	13-13	12	Buffalo	W113-100	34-33
23	Chicago	W103-94	14-13	13	Golden State	L97-111	34-34
25	at New Orleans	L99-101	14-14	16	New York	W116-111	35-34
27	at Golden State	W113-110	15-14	17	Atlanta	W124-112	36-34
28	at Seattle	L106-116	15-15	19	at Portland	L105-111	36-35
Jan. 1	at Portland	W110-107	16-15	21	at Seattle	L107-117	36-36
3	at Milwaukee	L101-126	16-16	23	at L.A. Lakers	L106-125	36-37
5	at Chicago	L97-98	16-17	25	at Golden State	W123-104	37-37
7	Kansas City	L106-108	16-18	27	Philadelphia	W109-95	38-37
8	at Atlanta	W115-106	17-18	30	at Cleveland	L86-95	38-38
10	Portland	W105-94	18-18	Apr. 2	at Boston	L115-119	38-39
14	New York	L103-107 (OT)	18-19	5	at Philadelphia	L129-130 (OT)	38-40
16	Golden State	L103-128	18-20	7	Washington	L105-115	38-41
17	New Orleans	L97-103	18-21	9	at New Orleans	L88-99	38-42
19	Washington	W115-96	19-21	10	Detroit	W110-99	39-42
23	at Phoenix	L115-124	19-22	11	at Atlanta	W122-111	40-42

1976-77 Houston Rockets

(49-33, 1st Central)

Final Statistics

Player	G-S	Min	FGM-A	Pct.	FTM-A	Pct.	Rebounds		Avg.	A	Avg.	PF-D	S	B	TP	Avg.
							O-D-Tot	Avg.								
Rudy Tomjanovich	81-80	3130	733-1437	.510	287-342	.839	172-512-684	8.4	172	2.1	198-1	57	27	1753	21.6	
Calvin Murphy	82-80	2764	596-1216	.490	272-307	.886	54-118-172	2.1	386	4.7	281-6	144	8	1464	17.9	
Moses Malone (TOT)	82-71	2506	389-810	.480	305-440	.693	437-635-1072	13.1	89	1.1	275-3	67	181	1083	13.2	
Moses Malone (HOU)	80-71	2500	389-810	.480	305-440	.693	437-634-1071	13.4	89	1.1	274-3	67	181	1083	13.5	
Mike Newlin	82-34	2119	387-850	.455	269-304	.885	53-151-204	2.5	320	3.9	226-2	60	3	1043	12.7	
John Lucas	82-56	2531	388-814	.477	135-171	.789	55-164-219	2.7	463	5.7	174-0	125	19	911	11.1	
Kevin Kunnert	81-56	2050	333-685	.486	93-126	.738	210-459-669	8.3	154	1.9	361-17	35	105	759	9.4	
John Johnson	79-24	1738	319-696	.458	94-132	.712	75-191-266	3.4	163	2.1	199-1	47	24	732	9.3	
Dwight Jones	74-10	1239	167-338	.494	101-126	.802	98-186-284	3.8	48	0.7	175-1	38	19	435	5.9	
Ed Ratleff	37-2	533	70-161	.435	26-42	.619	24-53-77	2.1	43	1.2	45-0	20	6	166	4.5	
Tom Owens	46-1	462	68-135	.504	52-76	.684	47-95-142	3.1	18	0.4	96-2	4	13	188	4.1	
Rudy White	46-0	368	47-106	.443	15-25	.600	13-28-41	0.9	35	0.8	39-0	11	1	109	2.4	
Eugene Kennedy	32-1	277	31-58	.534	3-8	.375	14-37-51	1.6	6	0.2	45-1	7	5	65	2.0	
Dave Wohl	14-0	62	7-17	.412	4-4	1.000	1-4-5	0.4	15	1.1	18-1	0	0	18	1.3	
Phil Hicks	2-0	7	0-2	.000	0-0	.000	1-0-1	0.5	1	0.5	1-0	1	0	0	0.0	
ROCKETS	82	19780	3535-7325	.483	1656-2103	.787	1254-2632-3886	47.4	1913	23.3	2132-35	616	411	8726	106.4	
OPPONENTS	82	19780	3424-7356	.465	1746-2252	.775	1121-2232-3353	40.9	1883	23.0	1978-27	547	350	8594	104.8	

Date	Opponent	Score	Record													
Oct. 21	at Atlanta	W120-104	1-0	21	at Detroit	L86-109	23-19									
23	Phoenix	W129-126	2-0	22	Portland	W110-107	24-19									
27	Philadelphia	L94-116	2-1	27	Detroit	W114-107	25-19									
30	Washington	W105-92	3-1	28	Atlanta	W118-104	26-19									
Nov. 3	Boston	W117-111 (OT)	4-1	29	at Atlanta	L97-101	26-20									
5	at New Jersey	L91-95	4-2	30	Feb. 3	at New York	L90-108	26-21								
6	at Buffalo	L102-117	4-3	5	New York	W105-103	27-21									
9	at Chicago	W111-92	5-3	6	at New Orleans	L90-99	27-22									
10	Seattle	W99-97	6-3	8	Cleveland	W97-81	28-22									
12	at Milwaukee	L99-111	6-4	9	Chicago	W108-103	29-22									
13	New Jersey	L110-114	6-5	11	San Antonio	L104-107	29-23									
17	Buffalo	W120-114 (OT)	7-5	16	Seattle	W124-95	30-23									
20	Kansas City	W127-126 (OT)	8-5	17	at San Antonio	W113-99	31-23									
24	Golden State	W113-107 (OT)	9-5	19	at Kansas City	L109-115	31-24									
26	at New Orleans	W105-99	10-5	22	at Denver	L106-118	31-25									
27	San Antonio	W125-116	11-5	24	at Phoenix	W109-106	32-25									
Dec. 1	Detroit	W110-104	12-5	25	at Portland	W123-106	33-25									
2	Milwaukee	W137-110	13-5	27	at L.A. Lakers	L101-106	33-26									
4	Indiana	W120-108	14-5	Mar. 2	L.A. Lakers	W120-113	34-26									
8	at Phoenix	L95-116	14-6	5	Milwaukee	W119-106	35-26									
10	at L.A. Lakers	L99-109	14-7	6	at New Jersey	W99-91	36-26									
11	at Golden State	L112-124	14-8	7	at Buffalo	W128-107	37-26									
12	at Seattle	W96-92	15-8	9	Phoenix	W105-100	38-26									
14	at Portland	L84-104	15-9	11	at Indiana	W124-109	39-26									
16	Atlanta	W118-107	16-9	12	New Orleans	W120-104	40-26									
18	New Orleans	L106-110	16-10	16	New Jersey	W100-86	41-26									
22	Washington	W111-90	17-10	17	at Cleveland	W88-87	42-26									
26	at Indiana	W93-79	18-10	18	at Philadelphia	L104-124	42-27									
28	at New York	L99-111	18-11	19	Buffalo	W110-104	43-27									
29	Philadelphia	W93-91	19-11	22	Indiana	W106-99	44-27									
Jan. 1	at Washington	L89-104	19-12	23	Portland	W109-104	45-27									
2	at Cleveland	L80-104	19-13	24	at San Antonio	L112-118	45-28									
5	New York	W108-107	20-13	26	Kansas City	W107-97	46-28									
7	Denver	L107-117	20-14	27	at Detroit	L100-115	46-29									
8	at Kansas City	L94-106	20-15	29	at Golden State	L92-109	46-30									
11	Boston (Hartford)	L101-105	20-16	30	at Seattle	L105-111	46-31									
12	at Philadelphia	L97-102	20-17	Apr. 1	at Washington	W91-85	47-31									
14	at Milwaukee	W111-84	21-17	2	Cleveland	W106-93	48-31									
15	L.A. Lakers	W122-116	22-17	6	at Boston	W104-93	49-31									
18	Chicago	W103-85	23-17	8	at Chicago	L109-113	49-32									
19	Boston	L102-112	23-18	9	Denver	L110-118	49-33									
Date	Opponent	Score	Record	Date	Opponent	Score	Record									
Oct. 19	Chicago	L103-107	0-1	Oct. 19	Chicago	L103-107	0-1									

History

1977-78 Houston Rockets

(28-54, 6th Central)

Final Statistics

Player	G-S	Min	FGM-A	Pct.	FTM-A	Pct.	Rebounds		Avg.	A	Avg.	PF-D	S	TO	B	TP	Avg.
							O-D-Tot	Avg.									
Calvin Murphy	76-72	2900	852-1737	.491	245-267	.918	57-107-164	2.2	259	3.4	241-4	112	173	3	1949	25.6	
Rudy Tomjanovich	23-23	849	217-447	.485	61-81	.753	40-98-138	6.0	32	1.4	63-0	15	38	5	495	21.5	
Moses Malone	59-59	2107	413-828	.499	318-443	.718	380-506-886	15.0	31	0.5	179-3	48	220	76	1144	19.4	
Mike Newlin	45-12	1181	216-495	.436	152-174	.874	36-84-120	2.7	203	4.5	128-1	52	120	9	584	13.0	
John Lucas	82-82	2933	412-947	.435	193-250	.772	51-204-255	3.1	768	9.4	208-1	160	213	9	1017	12.4	
Dwight Jones	82-50	2476	346-777	.445	181-233	.777	215-426-641	7.8	109	1.3	265-2	77	165	39	873	10.6	
Kevin Kunnert	80-44	2152	368-842	.437	93-135	.689	262-431-693	8.7	97	1.2	315-13	44	141	90	829	10.4	
Robert Reid	80-55	1849	261-574	.455	63-96	.656	111-248-359	4.5	121	1.5	277-8	67	81	51	585	7.3	
Alonzo Bradley	43-11	798	130-304	.428	43-59	.729	24-75-99	2.3	54	1.3	63-1	16	55	6	303	7.0	
Ron Behagen	3-0	33	7-11	.636	0-1	.000	2-5-7	2.3	2	0.7	6-0	0	3	0	14	4.7	
Ed Ratleff	68-1	1163	130-310	.419	39-47	.830	56-106-162	2.4	153	2.3	109-0	60	67	22	299	4.4	
John Johnson	1-0	11	1-4	.250	2-3	.667	2-1-3	3.0	1	1.0	3-0	0	3	0	4	4.0	
C. J. Kupec	49-0	626	84-197	.426	27-33	.818	27-64-91	1.9	50	1.0	54-0	10	24	3	195	4.0	
Zaid Abdul-Aziz (TOT)	16-0	158	23-60	.383	17-23	.739	19-31-50	3.1	10	0.6	29-0	3	11	3	63	3.9	
Zaid Abdul-Aziz (HOU)	14-0	134	20-47	.426	15-20	.750	13-22-35	2.5	7	0.5	25-0	2	8	2	55	3.9	
Rudy White	21-0	219	31-85	.365	14-18	.778	8-13-21	1.0	22	1.1	24-0	8	22	0	76	3.6	
Mike Dunleavy (TOT)	15-0	119	20-50	.400	13-18	.722	1-9-10	0.7	28	1.9	12-0	9	12	1	53	3.5	
Mike Dunleavy (HOU)	11-0	102	17-43	.395	11-16	.688	1-8-9	0.8	22	2.0	12-0	8	9	1	45	4.1	
Robin Jones	12-0	66	11-20	.550	4-10	.400	5-9-14	1.2	2	0.2	16-0	1	7	1	26	2.2	
Larry Moffett	20-0	110	5-17	.294	6-10	.600	10-11-21	1.1	7	0.4	16-0	2	8	2	16	0.8	
Phil Bond	7-0	21	2-6	.333	0-0	.000	1-3-4	0.6	2	0.3	1-0	1	2	0	4	0.6	
ROCKETS	82	19730	3523-7691	.458	1467-1896	.774	1301-2421-3722	45.4	1942	23.7	2025-33	683	1376	319	8513	103.8	
OPPONENTS	82	19730	3571-7704	.482	1699-2238	.759	1195-2525-3720	45.4	1990	24.3	1752-18	605	1410	360	8841	107.8	

	21	at Kansas City	L94-95	0-2	20	Detroit	W118-108	16-27
	22	Boston	W110-98	1-2	22	at L.A. Lakers	L101-106	16-28
	27	Milwaukee	W133-110	2-2	25	at Phoenix	L96-118	16-29
	29	Phoenix	W125-112	3-2	27	at Denver	L100-105	16-30
Nov.	3	Golden State	W113-111 (OT)	4-2	29	at Portland	L88-123	16-31
	4	at Milwaukee	L108-110	4-3	Feb. 1	New Jersey	W124-103	17-31
	5	Washington	W116-105	5-3	3	New York	W112-102	18-31
	8	at Chicago	L104-117	5-4	8	Chicago	W105-101	19-31
	9	at Detroit	L107-127	5-5	9	at San Antonio	L94-104	19-32
	10	Atlanta	L101-132	5-6	10	San Antonio	L114-125	19-33
	12	Portland	W104-102	6-6	12	at New Orleans	W119-112	20-33
	16	Buffalo	L97-101	6-7	14	at Kansas City	L102-125	20-34
	19	New Orleans	L101-103	6-8	15	Indiana	W126-122	21-34
	22	at Philadelphia	L99-105	6-9	17	at Milwaukee	L98-115	21-35
	23	at Boston	L100-109	6-10	18	Atlanta	W121-112	22-35
	25	at Washington	L91-93	6-11	21	Boston	W111-96	23-35
	28	at New York	L86-104	6-12	22	at Detroit	L108-119	23-36
	29	New York	W120-103	7-12	24	at New Jersey	L112-126	23-37
Dec.	1	at Cleveland	W105-92	8-12	26	at Buffalo	W110-106	24-37
	3	Philadelphia	W120-116 (OT)	9-12	27	Cleveland	L97-110	24-38
	6	at Golden State	L105-107	9-13	Mar. 1	Buffalo	L104-114	24-39
	9	at L.A. Lakers	W116-105	10-13	3	at Atlanta	L110-133	24-40
	10	at Phoenix	L93-110	10-14	5	at Washington	L88-106	24-41
	11	at Seattle	L84-116	10-15	7	at New York	L101-112	24-42
	14	L.A. Lakers	L91-113	10-16	9	Portland	L94-97	24-43
	17	Phoenix	L97-101	10-17	10	Washington	L114-117	24-44
	20	at Buffalo	L104-110	10-18	11	Seattle	L91-93	24-45
	21	at New Jersey	W103-93	11-18	14	at Cleveland	L98-119	24-46
	23	at San Antonio	L101-107	11-19	16	Detroit	L98-106	24-47
	26	Kansas City	W113-99	12-19	18	New Jersey	L104-106	24-48
	29	Cleveland	W104-99	13-19	21	at Chicago	L99-101	24-49
	30	at Indiana	L98-99	13-20	22	L.A. Lakers	L106-124	24-50
Jan.	4	Indiana	W104-96	14-20	24	Kansas City	W107-103	25-50
	6	Milwaukee	L101-103	14-21	29	Golden State	L89-112	25-51
	7	at Atlanta	L82-106	14-22	Apr. 1	Philadelphia	W116-112	26-51
	10	at Philadelphia	L80-95	14-23	2	at Denver	L100-109	26-52
	11	at Boston	L88-91	14-24	4	at Portland	W101-89	27-52
	12	Denver	L106-109	14-25	5	at Seattle	L100-113	27-53
	14	San Antonio	W104-93	15-25	7	New Orleans	L114-117	27-54
	17	at New Orleans	L95-99	15-26	8	at Indiana	W112-111	28-54
Date		Opponent	Score	Record				
	18	Seattle	L104-106	15-27				

1978-79 Houston Rockets

(47-35, 2nd Central)

Final Statistics

Player	G-S	Min	FGM-A	Pct.	FTM-A	Pct.	Rebounds							Avg.		
							O-D-Tot	Avg.	A	Avg.	PF-D	S	TO		B	TP
Moses Malone	82-82	3390	716-1325	.540	599-811	.739	587-857-1444	17.6	147	1.8	223-0	79	326	119	2031	24.8
Cahin Murphy	82-81	2941	707-1424	.496	246-265	.928	78-95-173	2.1	351	4.3	288-5	117	187	6	1660	20.2
Rudy Tomjanovich	74-74	2641	620-1200	.517	168-221	.760	170-402-572	7.7	137	1.9	186-0	44	138	18	1408	19.0
Rick Barry	80-78	2566	461-1000	.461	160-169	.947	40-237-277	3.5	502	6.3	195-0	95	198	38	1082	13.5
Robert Reid	82-27	2259	382-777	.492	131-186	.704	129-354-483	5.9	230	2.8	302-7	75	131	48	895	10.9
Mike Newlin	76-28	1828	283-581	.487	212-243	.872	51-119-170	2.2	291	3.8	218-3	51	175	79	778	10.2
Mike Dunleavy	74-19	1486	215-425	.506	159-184	.864	28-100-128	1.7	324	4.4	168-2	56	130	5	589	8.0
Dwight Jones	81-2	1215	181-395	.458	96-132	.727	110-218-328	4.1	57	0.7	204-1	34	102	26	458	5.7
Slick Watts	61-19	1046	92-227	.405	41-67	.612	35-68-103	1.7	243	4.0	143-1	73	71	14	225	3.7
Jack Dorsey	20-0	108	24-43	.558	8-16	.500	12-11-23	1.2	2	0.1	25-0	1	8	2	56	2.8
Alonzo Bradley	34-0	245	37-88	.420	22-33	.667	13-33-46	1.4	17	0.5	33-0	5	17	1	96	2.8
E.C. Coleman	6-0	39	5-7	.714	1-1	1.000	1-6-7	1.2	1	0.2	11-0	2	0	0	11	1.8
Tom Barker	5-0	16	3-6	.500	2-2	1.000	2-4-6	1.2	0	0.0	5-0	0	1	0	8	1.6
ROCKETS	82	19780	3726-7498	.497	1845-2330	.792	1256-2504-3760	45.9	2302	28.1	2001-19	632	1510	286	9297	113.4
OPPONENTS	82	19780	3795-7625	.498	1627-2211	.736	1186-2315-3501	42.7	2278	27.8	2055-43	660	1400	431	9217	112.4

Date	Opponent	Score	Record
Oct. 13	at New York	W111-107	1-0
14	at Boston	W114-108	2-0
18	New Jersey	W139-87	3-0
19	at Kansas City	L103-108	3-1
21	Boston	W118-101	4-1
25	New York	W106-101	5-1
28	Philadelphia	L99-101	5-2
29	at Denver	L121-134	5-3
Nov. 1	Golden State	L105-112	5-4
4	Phoenix	W110-103	6-4
10	at Milwaukee	L126-131	6-5
11	San Diego	W136-123	7-5
15	Chicago	L103-117	7-6
18	San Antonio	W126-120	8-6
22	L.A. Lakers	L114-121	8-7
24	at Phoenix	L113-120	8-8
25	at Portland	L105-127	8-9
26	at Seattle	W108-103	9-9
29	at Golden State	L94-109	9-10
30	at San Diego	W113-104	10-10
Dec. 2	at Chicago	L91-105	10-11
6	Washington	L96-101	10-12
8	at New Orleans	W110-106	11-12
9	Portland	W116-110	12-12
12	Boston	W112-105	13-12
14	Golden State	W126-123 (OT)	14-12
15	at Philadelphia	L84-91	14-13
20	at New Jersey	W108-105	15-13
21	at Cleveland	L90-101	15-14
23	New York	W129-107	16-14
26	at Kansas City	W109-102	17-14
27	at Detroit	L119-131	17-15
29	Milwaukee	W106-103	18-15
30	Detroit	W112-101	19-15
Jan. 3	New Jersey	W127-122	20-15
5	Atlanta	L106-109	20-16
6	L.A. Lakers	W115-112 (OT)	21-16
8	at Milwaukee	L104-116	21-17
9	Kansas City	W126-110	22-17
12	Cleveland	W107-96	23-17
13	New Orleans	W117-106	24-17
Feb. 2	Washington	L106-120	24-18
6	Detroit	W113-108	25-18
6	Milwaukee	W134-129	26-18
9	at New Orleans	W106-99	26-19
10	Seattle	W113-101	27-19
13	Indiana	L120-124	27-20
15	Portland	W119-116	27-21
16	at Detroit	L96-110	27-22
18	at New Jersey	L124-126 (OT)	27-23
22	at Washington	W120-110	28-23
25	at San Antonio	L107-127	28-24
27	at Atlanta	L111-125	28-25
28	Denver	W122-97	29-25
Mar. 2	at Portland	W118-98	30-25
4	at Seattle	L109-119	30-26
6	at Denver	W119-118	31-26
7	at San Diego	L115-138	31-27
10	New Orleans	W124-109	32-27
14	Kansas City	W129-107	33-27
16	Chicago	W124-118	34-27
17	Phoenix	W134-122	35-27
21	Philadelphia	L108-114	35-28
23	at Indiana	L134-141	35-29
24	Atlanta	W120-116	36-29
27	at Chicago	W122-116	37-29
28	Indiana	L124-125	38-29
30	at San Antonio	W117-116	39-29
Apr. 1	at Cleveland	L105-114	39-30
3	at New York	W116-115	40-30
4	at Philadelphia	L120-121	40-31
6	Cleveland	W112-110	41-31
7	San Antonio	W123-106	42-31
8	at Washington	W112-102	43-31

History

1979-80 Houston Rockets

(41-41, 2nd Central)

Final Statistics

Player	G-S	Min	FGM-A	Pct.	3PM-A	Pct.	FTM-A	Pct.	Rebounds										
									O-D-Tot	Avg.	A	Avg.	PF-D	S	TO	B	TP	Avg.	
Moses Malone	82-82	3140	778-1549	502	0-6	0.000	563-783	.719	573-617-1190	14.5	147	1.8	210-0	80	300	107	2119	25.8	
Calvin Murphy	76-75	2676	624-1267	493	1-25	.040	271-302	.897	68-82-150	2.0	299	3.9	269-3	143	162	9	1520	20.0	
Rudy Tomjanovich	62-50	1834	370-778	476	22-79	.278	118-147	.803	132-226-358	5.8	109	1.8	161-2	32	98	10	880	14.2	
Robert Reid	76-54	2304	419-861	487	0-3	0.000	153-208	.736	140-301-441	5.8	244	3.2	281-2	132	164	57	991	13.0	
Rick Barry	72-28	1816	325-771	422	73-221	.330	143-153	.935	53-183-236	3.3	268	3.7	182-0	80	152	28	866	12.0	
Allen Leavell	77-31	2123	330-656	503	3-19	.158	180-221	.814	57-127-184	2.4	417	5.4	197-1	127	205	28	843	10.9	
Billy Paultz (TOT)	84	2193	327-673	486	0-0	0.000	109-182	.599	187-399-586	7.0	188	2.2	213-3	69	-	84	764	9.1	
Billy Paultz (HOU)	37-21	980	138-292	473	0-0	0.000	43-82	.524	92-173-265	7.2	70	1.9	86-0	22	57	39	319	8.6	
Mike Dunleavy	51-7	1036	148-319	464	3-20	.150	111-134	.828	26-74-100	2.0	210	4.1	120-2	40	110	4	410	8.0	
Dwight Jones	21-0	278	50-119	420	0-0	0.000	27-36	.750	31-41-72	3.4	11	0.5	48-0	4	20	5	127	6.0	
Tom Henderson	66-51	1551	154-323	477	0-2	0.000	56-77	.727	34-77-111	1.7	274	4.2	107-1	55	102	4	364	5.5	
Major Jones	82-11	1545	188-392	480	1-3	.333	61-108	.565	147-234-381	4.7	67	0.8	186-0	50	112	67	438	5.3	
John Shumate	29-0	332	34-64	531	0-0	0.000	33-44	.750	25-54-79	2.7	23	0.8	39-0	8	27	9	101	3.5	
Rudy White	9-0	106	13-24	542	0-0	0.000	10-13	.769	0-9-9	1.0	5	0.6	8-0	5	8	0	36	4.0	
Paul Mokeski	12-0	113	11-33	333	0-0	0.000	7-9	.778	14-15-29	2.4	2	0.2	24-0	1	10	6	29	2.4	
Alonzo Bradley	22-0	96	17-48	354	1-1	1.000	6-9	.667	2-4-6	0.3	3	0.1	9-0	3	8	0	41	1.9	
ROCKETS	82	19930	3599-7496	480	104-379	.274	1782-2326	.766	1394-2217-3611	44.0	2149	26.2	1927-11	782	1565	373	9084	110.8	
OPPONENTS	82	19930	3658-7382	496	58-215	.270	1696-2153	.788	1290-2317-3607	44.0	2223	27.1	2049-29	778	1596	428	9070	110.7	

Date	Opponent	Score	Record	Date	Opponent	Score	Record
Oct. 12	at Boston	L106-114	0-1	9	Denver	W114-112	20-22
13	at Philadelphia	L105-113	0-2	12	Cleveland	W112-96	21-22
16	at New York	L121-126	0-3	13	at Milwaukee	W121-117	22-22
17	Indiana	W116-112	1-3	16	New Jersey	L112-122	22-23
20	Atlanta	W107-102	2-3	18	Washington	W134-111	23-23
24	Boston	L99-100	2-4	19	at Detroit	L110-122	23-24
28	at New Jersey	L115-120	2-5	22	at Boston	L106-112	23-25
30	at Cleveland	L112-124	2-6	23	San Diego	W111-110 (2OT)	24-25
31	at Indiana	L129-133 (OT)	2-7	26	Seattle	W123-111	25-25
Nov. 3	at Detroit	W114-111	3-7	29	at Indiana	L112-133	25-26
7	New Jersey	W106-101	4-7	30	San Antonio	L111-118	25-27
10	Detroit	W112-104	5-7	31	Philadelphia	L105-110	25-28
13	at Chicago	W128-127	6-7	Feb. 6	New Jersey	W115-114	26-28
14	Golden State	W133-92	7-7	8	Cleveland	W105-104	27-28
16	New York	W133-130	8-7	9	Utah	W117-95	28-28
17	at Atlanta	W102-100	9-7	12	at San Antonio	W120-118	29-28
20	at New York	L125-130 (OT)	9-8	13	New York	W122-117	30-28
21	Philadelphia	W97-94	10-8	15	Milwaukee	L103-114	30-29
23	at Philadelphia	L102-113	10-9	17	at Denver	L99-112	30-30
24	Washington	L103-105	10-10	20	at Golden State	L102-115	30-31
27	at Kansas City	L115-117	10-11	22	at Utah	W94-82	31-31
28	Cleveland	W113-111 (OT)	11-11	24	at L.A. Lakers	L100-112	31-32
30	Atlanta	W106-95	12-11	26	Indiana	W93-88	32-32
Dec. 1	Portland	W120-112 (OT)	13-11	27	Washington	W110-97	33-32
5	L.A. Lakers	L114-116	13-12	28	at Washington	L99-105	33-33
7	Detroit	W124-109	14-12	Mar. 2	Kansas City	L91-94	33-34
8	at San Antonio	L129-138	14-13	4	at Atlanta	W93-83	34-34
12	at San Diego	W118-107	15-13	5	Boston	L99-103 (OT)	34-35
13	at Phoenix	L113-121	15-14	7	at New Jersey	W111-110 (2OT)	35-35
14	at Seattle	L101-109	15-15	8	Atlanta	L79-97	35-36
16	at Portland	L101-123	15-16	11	at New York	L109-129	35-37
19	Chicago	L102-108	15-17	12	at Boston	L105-121	35-38
21	at Philadelphia	L106-117	15-18	14	at Washington	L85-92	35-39
22	at Washington	L114-122	15-19	16	at Detroit	W102-99	36-39
26	San Antonio	W143-110	16-19	19	New York	W139-113	37-39
27	at Atlanta	L110-112	16-20	20	at Cleveland	L96-109	37-40
29	Philadelphia	W104-100	17-20	22	Indiana	W125-110	38-40
Jan. 2	Boston	L103-111	17-21	25	at San Antonio	L107-126	38-41
4	at New Jersey	L101-104	17-22	26	San Antonio	W113-101	39-41
5	Phoenix	W111-110	18-22	28	Detroit	W128-112	40-41
8	at Cleveland	W118-115 (OT)	19-22	30	at Indiana	W121-106	41-41

1980-81 Houston Rockets

(40-42, 2nd Midwest)

Final Statistics

Player	G-S	Min	FGM-A	Pct.	3PM-A	Pct.	FTM-A	Pct.	Rebounds			PF-D	S	TO	B	TP	Avg.	
									O-D-Tot	A	Avg.							
Moses Malone	80-80	3245	806-1545	.522	1-3	.333	609-804	.757	474-706-1180	14.8	141	1.8	223-0	83	308	150	2222	27.8
Calvin Murphy	76-11	2014	528-1074	.492	4-17	.235	206-215	.958	33-54-87	1.2	222	2.9	209-0	111	129	6	1266	16.7
Robert Reid	82-82	2963	536-1113	.482	0-4	.000	229-303	.756	164-419-583	7.1	344	4.2	325-4	163	198	66	1301	15.9
Rudy Tomjanovich	52-38	1264	263-563	.467	12-51	.235	65-82	.793	78-130-208	4.0	81	1.6	121-0	19	58	6	603	11.6
Mike Dunleavy	74-35	1609	310-632	.491	1-16	.063	156-186	.839	28-90-118	1.6	268	3.6	165-1	64	137	2	777	10.5
Allen Leavell	79-32	1686	258-548	.471	2-17	.118	124-149	.832	30-104-134	1.7	384	4.9	160-1	97	189	15	642	8.1
Billy Paultz	81-29	1659	262-517	.507	0-3	.000	75-153	.490	111-280-391	4.8	105	1.3	182-1	28	89	72	599	7.4
Bill Willoughby	55-11	1145	150-287	.523	0-0	.000	49-64	.766	74-153-227	4.1	64	1.2	102-0	18	74	31	349	6.3
Calvin Garrett	70-35	1638	188-415	.453	1-3	.333	50-62	.806	85-179-264	3.8	132	1.9	167-0	50	90	10	427	6.1
Tom Henderson	66-45	1411	137-332	.413	0-3	.000	78-95	.821	30-74-104	1.6	307	4.7	111-1	53	93	4	352	5.3
Major Jones	68-12	1003	117-252	.464	0-1	.000	64-101	.634	96-138-234	3.4	41	0.6	112-0	18	57	23	298	4.4
John Stroud	9-0	88	11-34	.324	0-0	.000	3-4	.750	7-6-13	1.4	9	1.0	7-0	1	7	0	25	2.8
Lee Johnson	10-0	80	7-23	.304	0-0	.000	3-5	.600	6-14-20	2.0	1	0.1	17-0	0	4	5	17	1.7
ROCKETS	82	19805	3573-7335	.487	21-118	.178	1711-2223	.770	1216-2347-3563	43.5	2099	25.6	1901-8	705	1451	390	8878	108.3
OPPONENTS	82	19805	3617-7341	.493	49-171	.287	1568-2108	.744	1177-2367-3544	43.2	2191	26.7	1977-18	689	1430	367	8851	107.9

Date	Opponent	Score	Record	Date	Opponent	Score	Record
Oct. 10	at San Diego	L104-120	0-1	7	Kansas City	L108-114	18-24
12	at L.A. Lakers	L103-114	0-2	9	at Philadelphia	L94-107	18-25
15	Seattle	W103-100	1-2	10	Portland	W106-105	19-25
17	at Portland	W102-99	2-2	14	Chicago	W109-105	20-25
18	at Golden State	L101-108	2-3	16	at Phoenix	L89-92	20-26
21	at Denver	W119-117	3-3	17	New York	L98-99	20-27
23	Kansas City	L96-105	3-4	18	at Denver	W98-97	21-27
25	Detroit	L109-112	3-5	21	Phoenix	W106-100	22-27
29	Dallas	W109-103	4-5	23	at Kansas City	L107-113	22-28
Nov. 5	San Diego	L104-111	4-6	24	Utah	W106-91	23-28
8	Phoenix	L115-116	4-7	28	New Jersey	W111-99	24-28
11	at Dallas	W105-94	5-7	29	at Utah	L97-99	24-29
12	L.A. Lakers	W107-104	6-7	Feb. 3	Denver	W135-128 (OT)	25-29
14	at Utah	L115-117	6-8	4	Dallas	W116-68	26-29
15	at Seattle	L139-143 (OT)	6-9	6	at Phoenix	L99-112	26-30
18	Seattle	W138-118	7-9	7	Atlanta	W87-81	27-30
20	at Cleveland	W117-114	8-9	11	San Antonio	W108-89	28-30
21	at New Jersey	W116-108	9-9	13	L.A. Lakers	L105-114	28-31
22	at Indiana	L120-129	9-10	14	Milwaukee	L112-117	28-32
24	at New York	L110-113 (OT)	9-11	19	at San Diego	L99-116	28-33
26	Philadelphia	L100-101	9-12	20	at L.A. Lakers	W110-107	29-33
28	at San Antonio	W124-115	10-12	22	at Seattle	W111-96	30-33
29	Dallas	W115-90	11-12	23	at Utah	W106-102	31-33
30	at Phoenix	L114-117	11-13	25	Indiana	W101-100	32-33
Dec. 3	Cleveland	W118-109	12-13	27	Seattle	W96-92	33-33
5	at Kansas City	L100-108	12-14	28	San Diego	L103-104	33-34
6	Denver	W111-108	13-14	Mar. 1	at San Antonio	L86-102	33-35
10	L.A. Lakers	L108-109	13-15	4	Boston	L101-108	33-36
12	at Portland	L100-106	13-16	6	Washington	L104-105	33-37
13	at Golden State	W99-97	14-16	7	at Atlanta	L108-114	33-38
17	San Antonio	L107-113	14-17	11	Golden State	W109-92	34-38
19	at Boston	L119-133	14-18	13	Portland	W126-104	35-38
20	at Chicago	L109-133	14-19	14	Utah	W101-82	36-38
21	at Milwaukee	L91-123	14-20	15	at Denver	L127-138	36-39
23	Golden State	L99-114	14-21	18	at Golden State	L117-118	36-40
26	at Detroit	W114-94	15-21	20	at Portland	L103-107	36-41
27	at Washington	L97-115	15-22	22	at Kansas City	W114-108	37-41
30	San Diego	W104-98	16-22	24	at Dallas	W114-111 (OT)	38-41
Jan. 1	Utah	W117-103	17-22	25	San Antonio	W117-111	39-41
2	at Dallas	W124-120 (OT)	18-22	27	Kansas City	W91-84	40-41
3	Denver	L132-134	18-23	29	at San Antonio	L109-135	40-42

History

1981-82 Houston Rockets

(46-36, 2nd Midwest)

Final Statistics

Player	G-S	Min	FGM-A	Pct.	3PM-A	Pct.	FTM-A	Pct.	Rebounds		PF-D	S	TO	B	TP	Avg.		
									O-D-Tot	Avg.								
Moses Malone	81-81	3398	945-1822	.519	0-6	.000	630-827	.762	558-630-1188	14.7	142	1.8	208-0	76	294	125	2520	31.1
Elvin Hayes	82-82	3032	519-1100	.472	0-5	.000	280-422	.664	267-480-747	9.1	144	1.8	287-4	62	208	104	1318	16.1
Robert Reid	77-75	2913	437-958	.456	1-10	.100	160-214	.748	175-336-511	6.6	314	4.1	297-2	115	157	48	1035	13.4
Allen Leavell	79-61	2150	370-793	.467	9-31	.290	115-135	.852	49-119-168	2.1	457	5.8	182-2	150	153	15	864	10.9
Calvin Murphy	64-0	1204	277-648	.427	1-16	.063	100-110	.909	20-41-61	1.0	163	2.7	142-0	43	82	1	655	10.2
Bill Willoughby	69-42	1475	240-464	.517	3-7	.429	56-77	.727	107-157-264	3.8	75	1.1	146-1	31	78	59	539	7.8
Mike Dunleavy	70-15	1315	206-450	.458	33-86	.384	75-106	.708	24-80-104	1.5	227	3.2	161-0	45	80	3	520	7.4
Tom Henderson	75-23	1721	183-403	.454	0-2	.000	105-150	.700	33-105-138	1.8	306	4.1	120-0	55	105	7	471	6.3
Calvin Garrett	51-22	858	105-242	.434	3-10	.300	17-26	.654	27-67-94	1.8	76	1.5	94-0	32	38	6	230	4.5
Major Jones	60-6	746	113-213	.531	0-3	.000	42-77	.545	80-122-202	3.4	25	0.4	100-0	20	50	29	268	4.5
Larry Spriggs	4-0	37	7-11	.636	0-0	.000	0-2	.000	2-4-6	1.5	4	1.0	7-0	2	4	0	14	3.5
Billy Paultz	65-3	807	89-226	.394	0-0	.000	34-65	.523	54-126-180	2.8	41	0.6	99-0	15	45	22	212	3.3
Jawann Oldham	22-0	124	13-36	.361	0-0	.000	8-14	.571	7-17-24	1.1	3	0.1	28-0	2	6	10	34	1.5
ROCKETS	82	19780	3504-7366	.476	50-176	.284	1622-2225	.729	1403-2284-3687	45.0	1977	24.1	1871-9	648	1321	429	8660	105.9
OPPONENTS	82	19780	3566-7180	.497	48-202	.238	1503-2011	.747	1170-2304-3474	42.4	2128	26.0	2047-36	678	1341	353	8683	105.9

Date	Opponent	Score	Record	Date	Opponent	Score	Record
Oct. 30	at L.A. Lakers	W113-112 (2OT)	1-0	26	Indiana	W104-94	20-22
31	at San Diego	L110-125	1-1	28	Philadelphia	W109-101	21-22
Nov. 3	New York	W101-98	2-1	Feb. 2	San Diego	W122-106	22-22
4	at Denver	L100-112	2-2	5	Phoenix	W106-104	23-22
6	at Kansas City	L86-90	2-3	7	at Kansas City	W126-110	24-22
7	Cleveland	L92-96	2-4	9	at San Diego	W129-121	25-22
11	L.A. Lakers	L93-95	2-5	11	Seattle	W117-100	26-22
13	Golden State	L100-102	2-6	13	Washington	W111-104	27-22
14	Utah	W109-105 (OT)	3-6	16	at Detroit	L109-111	27-23
17	at Indiana	W102-82	4-6	17	at Cleveland	W110-102	28-23
18	at Boston	W106-104	5-6	19	at New Jersey	W103-96	29-23
20	at Washington	W95-94	6-6	21	at New York	L106-122	29-24
21	at Philadelphia	L106-135	6-7	23	Dallas	W105-95	30-24
24	New Jersey	L84-102	6-8	24	at Denver	W120-110	31-24
25	at Phoenix	L114-128	6-9	26	Golden State	W111-95	32-24
27	at Seattle	L110-117	6-10	27	at Dallas	L105-108 (OT)	32-25
29	at L.A. Lakers	L104-122	6-11	Mar. 2	San Antonio	L117-119	32-26
Dec. 1	Kansas City	L104-106	6-12	4	at Utah	W128-124	33-26
5	Portland	W110-98	7-12	5	Boston	L98-100	33-27
8	Seattle	L96-107	7-13	7	at Phoenix	W94-92	34-27
9	at Milwaukee	L83-89	7-14	9	Milwaukee	W103-91	35-27
11	at Chicago	L105-118	7-15	12	Denver	L115-130	35-28
12	Dallas	W101-97	8-15	13	Portland	W112-107	36-28
15	Phoenix	W99-95	9-15	16	Phoenix	L109-114	36-29
18	at Dallas	W112-93	10-15	18	at Atlanta	L94-95	36-30
19	Chicago	W102-95	11-15	19	Detroit	L102-111	36-31
22	Denver	L109-121	11-16	21	at L.A. Lakers	L102-107	36-32
26	at Utah	W115-104	12-16	23	at Utah	W117-115	37-32
29	Atlanta	L93-102	12-17	25	at Portland	W108-95	38-32
30	at San Antonio	L104-109	12-18	26	at Seattle	W99-97	39-32
Jan. 2	at San Diego	W108-101	13-18	28	at Golden State	W94-92	40-32
5	at Golden State	W112-111	14-18	30	Dallas	W99-95	41-32
7	at Seattle	L107-116	14-19	Apr. 1	Golden State	W104-101	42-32
10	at Portland	W111-109	15-19	4	at San Antonio	W95-93	43-32
12	San Diego	W107-106	16-19	6	L.A. Lakers	L97-108	43-33
14	Portland	L100-111	16-20	10	San Antonio	W105-100	44-33
15	at San Antonio	L90-128	16-21	11	at Dallas	L97-109	44-34
16	San Antonio	W116-99	17-21	13	Kansas City	W99-95	45-34
19	Kansas City	W120-112	18-21	14	at Denver	L122-141	45-35
22	Utah	W128-110	19-21	16	Utah	W107-100	46-35
23	Denver	L109-111	19-22	18	at Kansas City	L104-106	46-36

1982-83 Houston Rockets

(14-68, 6th Midwest)

Final Statistics

Player	G-S	Min	FGM-A	Pct.	3PM-A	Pct.	FTM-A	Pct.	Rebounds			PF-D	S	TO	B	TP	Avg.	
									O-D-Tot	Avg.	A							
Allen Leavell	79-76	2602	439-1059	.415	42-175	.240	247-297	.832	64-131-195	2.5	530	6.7	215-0	165	198	14	1167	14.8
James Bailey (TOT)	75-39	1765	385-774	.497	0-1	.000	226-322	.702	171-303-474	6.3	67	0.9	271-7	43	-	60	996	13.3
James Bailey (HOU)	69-39	1715	376-756	.497	0-1	.000	224-320	.700	168-300-468	6.8	65	0.9	256-7	42	190	59	976	14.1
Elvin Hayes	81-43	2302	424-890	.476	2-4	.500	196-287	.683	199-417-616	7.6	158	2.0	232-2	50	200	81	1046	12.9
Calvin Murphy	64-0	1423	337-754	.447	4-14	.286	138-150	.920	34-40-74	1.2	158	2.5	163-3	59	89	4	816	12.8
Terry Teagle	73-45	1708	332-776	.428	10-29	.345	87-125	.696	74-120-194	2.7	150	2.1	171-0	53	137	18	761	10.4
Joe Bryant	81-56	2055	344-768	.448	8-36	.222	116-165	.703	88-189-277	3.4	186	2.3	258-4	82	177	30	812	10.0
Wally Walker	82-59	2251	362-806	.449	1-4	.250	72-116	.621	137-236-373	4.6	199	2.4	202-3	37	144	22	797	9.7
Caldwell Jones	82-82	2440	307-677	.453	0-2	.000	162-206	.786	222-446-668	8.2	138	1.7	278-2	46	171	131	776	9.5
Major Jones	60-4	878	142-311	.457	0-2	.000	56-102	.549	114-149-263	4.4	39	0.7	104-0	22	83	22	340	5.7
Tom Henderson	51-2	789	107-263	.407	0-2	.000	45-57	.789	18-51-69	1.4	138	2.7	57-0	37	50	2	25	5.1
Chuck Nevitt	6-0	64	11-15	.733	0-0	.000	1-4	.250	6-11-17	2.8	0	0.0	14-0	1	7	12	23	3.8
Jeff Taylor	44-4	774	64-160	.400	0-1	.000	30-46	.652	25-53-78	1.8	110	2.5	82-1	40	60	15	158	3.6
Billy Paultz	57-0	695	89-200	.445	0-0	.000	26-57	.456	54-113-167	2.9	57	1.0	95-0	12	41	12	204	3.6
Calvin Garrett	4-0	34	4-11	.364	0-1	.000	2-2	1.000	3-4-7	1.8	3	0.8	4-0	0	3	0	10	2.5
ROCKETS	82	19730	3338-7466	.448	67-271	.247	1402-1934	.725	1206-2260-3466	42.3	1931	23.6	2131-22	646	1571	422	8145	99.3
OPPONENTS	82	19730	3641-7244	.503	33-125	.264	1781-2375	.750	1198-2710-3908	47.7	2252	27.5	1933-13	772	1504	406	9096	110.9

Date	Opponent	Score	Record	Date	Opponent	Score	Record
Oct. 29	at Seattle	L95-128	0-1	25	New Jersey	W114-111	7-35
30	at Golden State	L110-117	0-2	27	Golden State	W98-84	8-35
Nov. 2	Dallas	L103-113	0-3	29	at Dallas	L113-119	8-36
3	at Dallas	L101-102	0-4	Feb. 1	at Chicago	L76-129	8-37
9	Phoenix	L91-119	0-5	2	Denver	W135-128	9-37
11	at Portland	L90-111	0-6	4	at Phoenix	L99-115	9-38
12	at L.A. Lakers	L96-127	0-7	5	New York	L101-102	9-39
14	Seattle	L99-102	0-8	8	Kansas City	W116-115 (OT)	10-39
16	at New York	L93-120	0-9	10	at Washington	L100-104	10-40
17	at Boston	L94-112	0-10	15	Atlanta	L91-101	10-41
19	at Indiana	W109-98	1-10	17	at Detroit	L110-113	10-42
23	Detroit	L106-128	1-11	18	at Philadelphia	L98-127	10-43
25	Kansas City	L79-88	1-12	20	at Kansas City	L106-128	10-44
27	Chicago	W108-99	2-12	22	Portland	L107-113	10-45
Dec. 1	L.A. Lakers	L95-106	2-13	24	Milwaukee	L103-114	10-46
3	at San Antonio	L78-88	2-14	26	San Diego	W120-108	11-46
4	San Antonio	W94-93	3-14	Mar. 1	Dallas	L115-123	11-47
7	Seattle	L88-107	3-15	2	at New Jersey	L85-124	11-48
8	at Utah	L93-101	3-16	4	at Atlanta	L87-115	11-49
10	at Phoenix	L83-97	3-17	5	Seattle	L103-126	11-50
11	Utah	L94-101	3-18	8	Cleveland	L99-102	11-51
14	San Antonio	L93-102	3-19	10	Golden State	L109-119	11-52
17	Indiana	W114-107	4-19	12	Phoenix	L94-105	11-53
18	at Utah	L97-116	4-20	15	Dallas	L110-123	11-54
21	at Golden State	L85-92	4-21	17	at Phoenix	L99-125	11-55
23	at Portland	L82-88	4-22	18	at Golden State	W122-120	12-55
26	L.A. Lakers	L94-96	4-23	22	at San Diego	L98-128	12-56
28	Philadelphia	L93-104	4-24	24	at Portland	L97-104	12-57
30	San Diego	L93-108	4-25	25	at Seattle	W106-104	13-57
Jan. 2	at Milwaukee	L82-103	4-26	27	at L.A. Lakers	L93-114	13-58
4	Boston	L87-88	4-27	29	Kansas City	L95-111	13-59
6	at San Diego	W109-107	5-27	30	at Cleveland	L95-102	13-60
7	at Denver	L97-125	5-28	Apr. 1	at San Antonio	L99-124	13-61
8	Utah	L82-87	5-29	2	San Antonio	L101-112	13-62
11	San Diego	L97-105	5-30	5	at Utah	L97-126	13-63
14	at San Antonio	L92-96	5-31	6	at Dallas	W101-99	14-63
15	Denver	L111-131	5-32	9	Denver	L105-123	14-64
18	Washington	W100-98	6-32	12	L.A. Lakers	L113-114	14-65
19	at Denver	L93-130	6-33	13	at Denver	L112-131	14-66
21	at Kansas City	L108-115	6-34	15	at Kansas City	L102-117	14-67
22	Portland	L96-113 (OT)	6-35	16	Utah	L117-126	14-68

1983-84 Houston Rockets

(29-53, 6th Midwest)

Final Statistics

Player	G-S	Min	FGM-A	Pct.	3PM-A	Pct.	FTM-A	Pct.	Rebounds										
									O-D-Tot	Avg.	A	Avg.	PF-D	S	TO	B	TP	Avg.	
Ralph Sampson	82-82	2693	716-1369	523	1-4	250	287-434	661	293-620-913	11.1	163	2.0	339-16	70	294	197	1720	21.0	
Lewis Lloyd	82-82	2578	610-1182	516	3-13	231	235-298	789	128-167-295	3.6	321	3.9	211-4	102	245	44	1458	17.8	
Robert Reid	82-28	1936	406-857	474	2-8	250	81-123	659	97-144-341	5.3	217	3.4	243-5	88	92	30	895	14.0	
Allen Leavell	82-27	2009	349-731	477	11-71	155	238-286	832	31-86-117	1.4	459	5.6	199-2	107	184	12	947	11.5	
Rodney McCray	79-36	2081	335-672	499	1-4	250	182-249	731	173-277-450	5.7	176	2.2	205-1	53	120	54	853	10.8	
Caldwell Jones	81-73	2506	318-633	502	1-3	333	164-196	837	168-414-582	7.2	156	1.9	335-7	46	158	80	80	9.9	
James Bailey	73-0	1174	254-517	491	0-1	000	138-192	719	104-190-294	4.0	79	1.1	197-8	33	101	40	646	8.8	
Phil Ford	81-55	2020	236-470	502	2-15	133	98-117	838	28-109-137	1.7	410	5.1	243-7	59	135	8	572	7.1	
Terry Teagle	68-0	616	148-315	470	7-27	259	37-44	841	28-50-78	1.2	63	0.9	81-1	13	62	4	340	5.0	
Elvin Hayes	81-4	994	158-389	406	0-2	000	86-132	652	87-173-260	3.2	71	0.9	123-1	16	82	28	402	5.0	
Wally Walker	58-18	612	118-241	490	2-6	333	6-18	333	26-66-92	1.6	55	0.9	65-0	17	33	4	244	4.2	
Craig Ehlo	7-0	63	11-27	407	0-0	000	1-1	1,000	4-5-9	1.3	6	1.0	13-0	3	3	0	23	3.3	
Major Jones	57-5	473	70-130	538	0-0	000	30-49	612	33-82-115	2.0	28	0.5	63-0	14	30	14	170	3.0	
ROCKETS	82	19755	3729-7533	495	30-154	195	1583-2139	740	1200-2483-3683	44.9	2204	26.9	2317-52	621	1562	515	9071	110.6	
OPPONENTS	82	19755	3583-7412	483	42-157	268	2116-2803	755	1197-2458-3655	44.6	2023	24.7	1916-19	782	1421	426	9324	113.7	

Date	Opponent	Score	Record	Date	Opponent	Score	Record
Oct. 29	San Antonio	W106-100	1-0	21	Utah	W115-105	17-25
Nov. 1	at Indiana	L108-116	1-1	24	Golden State	W118-98	18-25
2	at Cleveland	L94-103	1-2	26	at L.A. Lakers	L102-131	18-26
4	at Detroit	W113-108	2-2	31	at Kansas City	W122-107	19-26
5	at Kansas City	L106-123	2-3	Feb. 2	Dallas	W123-107	20-26
8	Portland	L104-122	2-4	4	New York	L95-103	20-27
10	Utah	L109-118	2-5	7	at Washington	L92-95	20-28
12	Dallas	W100-98	3-5	8	at Philadelphia	L107-118	20-29
15	New Jersey	L86-104	3-6	10	at Boston	L101-114	20-30
18	at Denver	L127-134	3-7	12	at New Jersey	L103-107	20-31
19	Golden State	W125-105	4-7	14	Detroit	L119-126	20-32
22	Phoenix	W118-96	5-7	16	at San Diego	W111-100	21-32
25	Philadelphia	L101-115	5-8	18	Phoenix	L102-126	21-33
26	at Atlanta	L109-115	5-9	21	Milwaukee	W119-102	22-33
29	Chicago	W116-110	6-9	22	at Dallas	L106-112	22-34
30	at Dallas	L102-113	6-10	25	Golden State	L112-118	22-35
Dec. 2	Seattle	W125-102	7-10	28	Seattle	W111-105	23-35
3	at New York	L101-117	7-11	Mar. 1	Kansas City	L101-108	23-36
6	Washington	L109-113	7-12	3	at Golden State	W108-106	24-36
7	at Milwaukee	L101-103	7-13	6	at Denver	L128-130	24-37
9	at Chicago	W115-112 (OT)	8-13	7	at Phoenix	L110-123	24-38
10	Utah	L121-128	8-14	10	at San Antonio	L118-123	24-39
13	Phoenix	W129-110	9-14	11	Cleveland	W108-101	25-39
15	at Utah	L111-138	9-15	13	San Diego	W117-109	26-39
17	Indiana	W109-94	10-15	16	at San Diego	L118-128	26-40
21	at San Diego	L97-128	10-16	17	L.A. Lakers	L111-123	26-41
22	at Seattle	W116-112	11-16	20	Kansas City	L102-115	26-42
23	at Portland	L84-97	11-17	21	at Denver	L125-134	26-43
27	San Diego	L95-110	11-18	23	at Dallas	L104-116	26-44
29	Boston	W107-94	12-18	24	Atlanta	W103-102	27-44
30	at Phoenix	L110-121	12-19	27	Denver	W140-137	28-44
Jan. 3	Dallas	L117-119	12-20	29	at L.A. Lakers	L109-115	28-45
4	Utah (Las Vegas)	L111-116	12-21	31	Portland	L102-106	28-46
6	at Seattle	L102-118	12-22	Apr. 2	at Utah	L100-111	28-47
8	at L.A. Lakers	W129-118	13-22	3	at Golden State	L92-99	28-48
10	L.A. Lakers	L132-136 (OT)	13-23	5	at Portland	W129-114	29-48
12	Portland	L117-120	13-24	8	at Seattle	L107-120	29-49
13	at San Antonio	L103-133	13-25	10	at San Antonio	L111-121	29-50
14	Kansas City	W109-104	14-25	11	Denver	L110-130	29-51
17	Denver	W124-115	15-25	13	San Antonio	L128-129 (OT)	29-52
20	San Antonio	W138-104	16-25	14	at Kansas City	L96-108	29-53

1984-85 Houston Rockets

(48-34, 2nd Midwest)

Final Statistics

Player	G-S	Min	FGM-A	Pct.	3PM-A	Pct.	FTM-A	Pct.	Rebounds		A	Avg.	PF-D	S	TO	B	TP	Avg.
									O-D-Tot	Avg.								
Ralph Sampson	82-82	3086	753-1499	.502	0-6	.000	303-448	.676	227-626-853	10.4	224	2.7	306-10	81	326	168	1809	22.1
Hakeem Olajuwon	82-82	2914	677-1258	.538	0-0	.000	338-551	.613	440-534-974	11.9	111	1.4	344-10	99	234	220	1692	20.6
Rodney McCray	82-82	3001	476-890	.535	0-6	.000	231-313	.738	201-338-539	6.6	355	4.3	215-2	90	178	75	1183	14.4
Lewis Lloyd	82-58	2128	457-869	.526	2-8	.250	161-220	.732	98-133-231	2.8	280	3.4	196-1	73	177	28	1077	13.1
John Lucas	47-21	1158	206-446	.462	21-66	.318	103-129	.798	21-64-85	1.8	318	6.8	78-0	62	102	2	536	11.4
Mitchell Wiggins	82-24	1575	318-657	.484	6-23	.261	96-131	.733	110-125-235	2.9	119	1.5	195-1	83	90	13	738	9.0
Robert Reid	82-0	1763	312-648	.481	1-16	.063	88-126	.698	81-192-273	3.3	171	2.1	196-1	48	101	22	713	8.7
Lionel Hollins	80-60	1950	249-540	.461	3-13	.231	108-136	.794	33-140-173	2.2	417	5.2	187-1	78	170	10	609	7.6
Allen Leavell	42-0	536	88-209	.421	8-37	.216	44-57	.772	8-29-37	0.9	102	2.4	61-0	23	51	4	228	5.4
Larry Micheaux	39-0	394	74-122	.607	0-3	.000	17-26	.654	44-55-99	2.5	17	0.4	49-0	12	28	14	165	4.2
Jim Petersen	60-0	714	70-144	.486	0-0	.000	50-66	.758	44-103-147	2.5	29	0.5	125-1	14	71	32	190	3.2
Craig Ehlo	45-0	189	34-69	.493	0-3	.000	19-30	.633	8-17-25	0.6	26	0.1	26-0	11	32	3	87	1.9
Phil Ford	25-1	290	14-47	.298	0-4	.000	16-18	.889	3-24-27	1.1	61	2.4	33-0	6	17	1	44	1.8
Hank McDowell	34-0	132	20-42	.476	0-1	.000	7-10	.700	7-15-22	0.7	9	0.3	22-0	3	8	5	47	1.4
ROCKETS	82	19830	3748-7440	.504	41-186	.220	1581-2261	.699	1325-2395-3720	45.4	2239	27.3	2033-27	683	1605	597	9118	111.2
OPPONENTS	82	19830	3500-7274	.481	90-258	.349	1887-2425	.778	1159-2222-3381	41.2	2117	25.8	1903-22	773	1495	415	8977	109.5

Date	Opponent	Score	Record	Date	Opponent	Score	Record
Oct. 27	at Dallas	W121-111	1-0	22	Phoenix	W101-97	24-18
30	Dallas	W106-84	2-0	25	San Antonio	L107-122	24-19
Nov. 1	at Kansas City	W109-106	3-0	26	Milwaukee	L102-105	24-20
3	New York	W105-93	4-0	28	New Jersey	W97-93	25-20
6	Kansas City	W108-94	5-0	30	at L.A. Lakers	W116-113	26-20
8	Seattle	W99-89	6-0	Feb. 2	Denver	W131-128 (OT)	27-20
10	L.A. Clippers	W117-92	7-0	5	L.A. Lakers	L104-113	27-21
13	Cleveland	W106-98	8-0	7	Golden State	W112-105	28-21
14	at Indiana	L117-125	8-1	12	Phoenix	W126-114	29-21
16	at Denver	L102-119	8-2	14	at New York	W113-105	30-21
17	San Antonio	W141-133	9-2	16	at Cleveland	W122-115	31-21
20	Detroit	W123-117	10-2	19	Dallas	L115-124	31-22
23	at Utah	L98-111	10-3	20	at Phoenix	W126-122	32-22
24	at Dallas	L95-113	10-4	22	Portland	W117-103	33-22
27	at San Antonio	W114-97	11-4	23	Washington	L115-123	33-23
28	Boston	L100-110	11-5	26	at L.A. Lakers	L94-100	33-24
30	at Atlanta	W116-102	12-5	27	at L.A. Clippers	W117-109	34-24
Dec. 1	Seattle	L86-94	12-6	Mar. 1	at Utah	W119-115	35-24
4	L.A. Clippers	L100-116	12-7	3	Philadelphia	W99-90	36-24
6	at Golden State	L113-114	12-8	5	at Denver	L131-133 (2OT)	36-25
8	at Portland	W127-120	13-8	6	Utah	L90-94	36-26
9	at Seattle	L90-96	13-9	8	Indiana	W125-105	37-26
11	at Phoenix	L112-120	13-10	9	at San Antonio	W123-117	38-26
13	Atlanta	W96-93	14-10	12	Denver	W131-129	39-26
15	Dallas	W117-115	15-10	15	at Washington	L114-120	39-27
18	at Chicago	W104-96	16-10	17	at Boston	L120-134	39-28
19	L.A. Lakers	L116-123	16-11	19	Chicago	W106-100	40-28
22	Denver	W125-107	17-11	22	L.A. Lakers	L107-130	40-29
26	at Milwaukee	L87-97	17-12	26	Kansas City	W115-93	41-29
27	at Kansas City	L92-96	17-13	27	at Detroit	L110-127	41-30
29	Portland	W108-92	18-13	29	Golden State	W121-116	42-30
Jan. 2	at Denver	W113-111	19-13	30	Utah	W106-96	43-30
5	at Golden State	W103-94	20-13	Apr. 1	at Seattle	W127-116	44-30
6	at Utah	L92-121	20-14	2	at Portland	L113-127	44-31
8	Kansas City	W112-110	21-14	4	at Golden State	L108-113	44-32
11	at Philadelphia	L108-115	21-15	6	at Dallas	W139-127 (2OT)	45-32
13	at New Jersey	L99-100	21-16	7	at San Antonio	L105-126	45-33
15	at Portland	L117-121	21-17	9	San Antonio	W124-103	46-33
16	at L.A. Clippers	L88-98	21-18	11	at Kansas City	W125-123	47-33
18	at Phoenix	W112-101	22-18	12	L.A. Clippers	L110-115	47-34
19	Utah	W120-95	23-18	14	Seattle	W121-98	48-34

History

1985-86 Houston Rockets

(51-31, 1st Midwest)

Final Statistics

Player	G-S	Min	FGM-A	Pct.	3PM-A	Pct.	FTM-A	Pct.	Rebounds		A	Avg.	PF-D	S	TO	B	TP	Avg.
									O-D-Tot	Avg.								
Hakeem Olajuwon	68-68	2467	625-1188	526	0-0	0.000	347-538	.645	333-448-781	11.5	137	2.0	271-9	134	195	231	1597	23.5
Ralph Sampson	79-76	2864	624-1280	488	2-15	.133	241-376	.641	258-621-879	11.1	283	3.6	308-12	99	285	129	1491	18.9
Lewis Lloyd	82-82	2444	592-1119	529	3-15	.200	199-236	.843	155-169-324	4.0	300	3.7	216-0	102	194	24	1386	16.9
John Lucas	65-65	2120	365-818	446	45-146	.308	231-298	.775	33-110-143	2.2	571	8.8	124-0	77	149	5	1006	15.5
Robert Reid	82-5	2157	409-881	464	6-33	.182	162-214	.757	67-234-301	3.7	222	2.7	231-3	91	96	16	986	12.0
Rodney McCray	82-82	2610	338-629	537	0-3	0.000	171-222	.770	159-361-520	6.3	292	3.6	197-2	50	130	58	847	10.0
Allen Leavell	74-12	1190	212-458	463	24-67	.358	135-158	.854	6-61-67	0.9	234	3.2	126-1	58	88	8	583	7.9
Mitchell Wiggins	78-0	1198	222-489	454	1-12	.083	86-118	.729	87-72-159	2.0	101	1.3	155-1	59	62	5	531	6.8
Jim Petersen	82-20	1664	196-411	477	0-3	0.000	113-160	.706	149-247-396	4.8	85	1.0	231-2	38	84	54	505	6.2
Steve Harris	57-0	482	103-233	442	1-5	.200	50-54	.926	25-32-57	1.0	50	0.9	55-0	21	34	4	257	4.5
Hank McDowell	22-0	204	24-42	571	0-1	0.000	17-25	.680	12-37-49	2.2	6	0.3	25-0	1	10	3	65	3.0
Craig Ehlo	36-0	199	36-84	429	3-9	.333	23-29	.793	17-29-46	1.3	29	0.8	22-0	11	5	4	98	2.7
Granville Waiters	43-0	156	13-39	333	0-1	0.000	1-6	.167	15-13-28	0.7	8	0.2	30-0	4	11	10	27	0.6
ROCKETS	82	19730	3759-7671	490	85-310	.274	1776-2434	.730	1316-2434-3750	45.7	2318	28.3	1991-30	745	1374	551	9379	114.4
OPPONENTS	82	19730	3638-7402	491	87-268	.325	1802-2406	.749	1190-2389-3579	43.7	2196	26.8	1977-22	683	1464	386	9165	111.8

Date	Opponent	Score	Record	Date	Opponent	Score	Record
Oct. 25	at Utah	W112-108	1-0	21	at Seattle	W100-96	28-14
26	at L.A. Clippers	L129-130 (2OT)	1-1	23	Sacramento	W124-107	29-14
29	Seattle	W111-99	2-1	25	Detroit	W117-112	30-14
31	at Sacramento	L116-122	2-2	28	Cleveland	W116-109	31-14
Nov. 2	San Antonio	W111-98	3-2	30	at Sacramento	W111-109	32-14
5	Portland	W127-113	4-2	Feb. 1	at Chicago	L122-132	32-15
7	L.A. Clippers	W137-115	5-2	3	Denver	W104-102	33-15
9	at Dallas	W115-110	6-2	6	L.A. Lakers	L95-117	33-16
12	Denver	W127-119	7-2	11	Atlanta	W113-100	34-16
14	New Jersey	W112-107	8-2	13	at San Antonio	L115-119	34-17
16	Dallas	W122-117	9-2	15	at L.A. Clippers	L101-108	34-18
19	at Denver	L113-127	9-3	17	at Golden State	W116-110	35-18
20	Indiana	W126-97	10-3	18	at Sacramento	L105-115	35-19
22	at Seattle	L103-122	10-4	20	Milwaukee	L113-120	35-20
24	at Portland	L118-125	10-5	21	at Dallas	W111-104	36-20
26	Golden State	W130-108	11-5	24	Dallas	W110-105	37-20
27	at L.A. Clippers	W137-130 (OT)	12-5	25	at Utah	L97-100	37-21
29	at Phoenix	L110-126	12-6	27	Denver	W117-111	38-21
30	Sacramento	W131-114	13-6	Mar. 1	at Portland	L112-117	38-22
Dec. 3	Phoenix	W118-112	14-6	3	at Seattle	L105-118	38-23
6	at L.A. Lakers	L112-120	14-7	4	at Denver	L115-128	38-24
7	Chicago	W116-104	15-7	6	Sacramento	W116-105	39-24
10	Utah	W134-105	16-7	8	San Antonio	W126-117	40-24
12	Dallas	W123-120	17-7	11	Boston	L104-116	40-25
14	at Utah	L100-114	17-8	13	Portland	W126-118	41-25
17	at Cleveland	W98-94	18-8	15	L.A. Clippers	W148-116	42-25
18	at Philadelphia	L108-126	18-9	16	at L.A. Lakers	L111-116	42-26
20	at New Jersey	L112-122	18-10	18	Phoenix	W112-109	43-26
21	at Atlanta	L122-123	18-11	20	at Milwaukee	L106-116	43-27
26	Utah	W106-99	19-11	22	at New York	W114-99	44-27
28	Portland	W118-108	20-11	24	at Boston	L107-114	44-28
30	at Denver	L122-125	20-12	26	at Indiana	W110-101	45-28
Jan. 2	at Golden State	W120-115	21-12	28	at Detroit	L107-116	45-29
4	Philadelphia	W115-100	22-12	29	at Washington	W114-109	46-29
7	Golden State	W124-115	23-12	Apr. 1	Golden State	W125-121	47-29
9	San Antonio	W120-110	24-12	3	at San Antonio	W136-110	48-29
11	Washington	W87-86	25-12	4	at Phoenix	W112-89	49-29
14	Utah	L102-105	25-13	6	L.A. Lakers	W109-103	50-29
15	at San Antonio	W119-113	26-13	7	Seattle	W109-95	51-29
18	New York	W104-95	27-13	10	at L.A. Lakers	L113-117	51-30
19	at Dallas	L96-131	27-14	11	Phoenix	L92-110	51-31

1986-87 Houston Rockets

(42-40, 3rd Midwest)

Final Statistics

Player	G-S	Min	FGMA	Pct.	3PMA	Pct.	FTM-A	Pct.	Rebounds			PF-D	S	TO	B	TP	Avg.	
									O-D-Tot	A	Avg.							
Hakeem Olajuwon	75-75	2760	677-1332	.508	1-5	.200	400-570	.702	315-543-858	11.4	220	2.9	294-8	140	228	254	1755	23.4
Ralph Sampson	43-32	1326	277-566	.489	0-3	.000	118-189	.624	88-284-372	8.7	120	2.8	169-6	40	126	58	672	15.6
Rodney McCray	81-81	3136	432-783	.552	0-9	.000	306-393	.779	190-388-578	7.1	434	5.4	172-2	88	208	53	1170	14.7
Robert Reid	75-63	2594	420-1006	.417	53-162	.327	136-177	.768	47-242-289	3.9	323	4.3	232-2	75	104	21	1029	13.4
Lewis Lloyd	32-14	688	165-310	.532	1-7	.143	65-86	.756	13-35-48	1.5	90	2.8	69-0	19	52	5	396	12.4
Jim Petersen	82-56	2403	386-755	.511	0-4	.000	152-209	.727	177-380-557	6.8	127	1.5	268-5	43	152	102	924	11.3
Mitchell Wiggins	32-19	788	153-350	.437	0-5	.000	49-65	.754	74-59-133	4.2	6	2.4	82-1	44	50	3	355	11.1
Cedric Maxwell (TOT)	81-31	1968	253-477	.530	0-1	.000	303-391	.775	175-260-435	5.4	197	2.4	178-1	39	136	14	809	10.0
Cedric Maxwell (HOU)	46-0	836	103-188	.548	0-1	.000	126-163	.773	72-112-184	4.0	75	1.6	76-0	13	48	5	332	7.2
Steve Harris	74-3	1174	251-599	.419	0-8	.000	111-130	.854	71-99-170	2.3	100	1.4	111-1	37	74	16	613	8.3
Allen Leavell	53-11	1175	147-358	.411	18-57	.316	100-119	.840	14-47-61	1.2	224	4.2	126-1	53	64	10	412	7.8
Dirk Minniefield (TOT)	74-52	1600	218-482	.452	11-39	.282	62-90	.689	29-111-140	1.9	348	4.7	174-2	72	157	75	509	6.9
Dirk Minniefield (HOU)	63-52	1478	205-440	.466	11-34	.324	61-86	.709	28-102-130	2.1	335	5.3	166-2	66	145	6	482	7.7
Buck Johnson	60-3	520	94-201	.468	0-1	.000	40-58	.690	38-50-88	1.5	40	0.7	81-0	17	37	15	228	3.8
Dave Feltl	62-1	498	88-202	.436	0-1	.000	53-71	.746	39-78-117	1.9	22	0.4	83-0	9	38	4	229	3.7
Richard Anderson	51-0	312	59-139	.424	4-16	.250	22-29	.759	24-55-79	1.5	33	0.6	37-0	7	19	3	144	2.8
Conner Henry	18-0	92	8-33	.242	1-11	.091	7-10	.700	0-7-7	0.4	8	0.4	7-0	3	9	0	24	1.3
ROCKETS	82	19780	3465-7262	.477	89-324	.275	1746-2355	.741	1190-2481-3671	44.8	2227	27.2	1973-28	654	1384	555	8765	106.9
OPONENTS	82	19780	3348-7225	.463	100-355	.282	1887-2422	.779	1167-2364-3531	43.1	2126	25.9	1922-13	721	1366	368	8683	105.9

Date	Opponent	Score	Record	Date	Opponent	Score	Record
Nov. 1	L.A. Lakers	W112-102	1-0	27	Utah	L88-92	22-20
4	at Sacramento	W100-84	2-0	29	Milwaukee	L93-99	22-21
6	L.A. Clippers	L97-104	2-1	Feb. 1	at Atlanta	W106-104	23-21
8	Sacramento	W102-90	3-1	3	Denver	L105-107	23-22
11	San Antonio	W116-95	4-1	5	Golden State	W120-110	24-22
12	at Dallas	L85-114	4-2	10	San Antonio	W115-92	25-22
16	Cleveland	W134-106	5-2	12	at New Jersey	W121-99	26-22
18	Portland	L111-115 (OT)	5-3	14	at Milwaukee	L101-116	26-23
20	Utah	W104-90	6-3	16	Dallas	W105-100	27-23
21	at Washington	L99-115	6-4	19	Boston	L92-99	27-24
23	at Philadelphia	L104-114	6-5	21	Utah	W94-81	28-24
25	at New York	L93-102	6-6	23	Denver	W124-108	29-24
26	at Indiana	W92-88	7-6	24	at Denver	L105-134	29-25
29	New Jersey	L97-102	7-7	26	at Utah	W85-84	30-25
Dec. 2	at Golden State	L99-104	7-8	Mar. 1	Philadelphia	L97-102	30-26
4	Atlanta	L93-109	7-9	2	at San Antonio	W105-100	31-26
6	Seattle	L80-136	7-10	4	at Sacramento	W108-102 (OT)	32-26
10	at Phoenix	W117-109	8-10	5	at Golden State	L96-105	32-27
11	Golden State	L104-111	8-11	7	at Seattle	L115-118	32-28
13	Sacramento	W119-106	9-11	8	at Portland	L93-119	32-29
16	Phoenix	L102-106	9-12	10	Seattle	L127-136 (2OT)	32-30
18	at Seattle	L100-114	9-13	12	San Antonio	W121-112	33-30
19	at Portland	L112-115	9-14	14	at Dallas	L109-118	33-31
21	L.A. Lakers	L96-103	9-15	16	Chicago	W97-96	34-31
23	L.A. Clippers	W121-96	10-15	18	at Phoenix	W113-91	35-31
26	at L.A. Lakers	L111-134	10-16	20	L.A. Clippers	W126-98	36-31
27	at Utah	L96-103	10-17	21	at Utah	L108-125	36-32
30	at L.A. Clippers	W105-102	11-17	23	Detroit	L110-114	36-33
Jan. 2	at Denver	W114-111	12-17	24	at San Antonio	L97-103	36-34
3	Seattle	W138-114	13-17	26	Portland	W119-104	37-34
6	at Golden State	L100-118	13-18	28	L.A. Lakers	W109-123	37-35
8	Indiana	W110-96	14-18	31	at L.A. Lakers	L96-111	37-36
10	Dallas	W106-96	15-18	Apr. 1	at Phoenix	L104-117	37-37
13	Phoenix	W118-100	16-18	4	at Sacramento	L108-120	37-38
15	at Chicago	W107-96	17-18	6	at Portland	W114-108	38-38
16	at Detroit	W112-106	18-18	7	at L.A. Clippers	W102-84	39-38
18	at Boston	L99-122	18-19	9	Sacramento	W112-102	40-38
19	at Cleveland	W127-103	19-19	11	Denver	W113-103	41-38
21	at San Antonio	W111-91	20-19	15	at Dallas	L107-113	41-39
23	New York	W109-95	21-19	17	Dallas	W121-99	42-39
24	Washington	W115-92	22-19	18	at Denver	L117-126	42-40

1987-88 Houston Rockets

(46-36, 4th Midwest)

Final Statistics

Player	G-S	Min	FGM-A	Pct.	3PM-A	Pct.	FTM-A	Pct.	Rebounds		Avg.	A	Avg.	PF-D	S	TO	B	TP	Avg.
									O-D-Tot	Avg.									
Hakeem Olajuwon	79-79	2825	712-1385	514	0-4	0.000	381-548	695	302-657-959	12.1	163	2.1	324-7	162	243	214	1805	22.8	
Ralph Sampson	19-19	705	119-271	439	2-6	333	63-85	741	58-114-172	9.1	37	2.0	63-1	17	62	33	303	15.9	
Eric Floyd (TOT)	77-73	2514	420-969	433	14-72	194	301-354	850	77-219-296	3.8	54	7.1	190-1	95	223	12	1155	15.0	
Eric Floyd (HOU)	59-55	1834	288-668	431	13-52	250	185-215	860	51-154-205	3.5	366	6.2	144-1	68	156	10	774	13.1	
Purvis Short	81-11	1949	474-986	481	5-21	238	206-240	858	71-151-222	2.7	162	2.0	197-0	58	118	14	1159	14.3	
Joe Barry Carroll (TOT)	77-30	2004	402-924	435	0-2	0.000	172-225	764	131-358-489	6.4	113	1.5	195-1	50	164	106	976	12.7	
Joe Barry Carroll (HOU)	63-16	1596	323-715	452	0-1	0.000	113-151	748	110-286-396	6.3	94	1.5	149-0	37	121	81	759	12.0	
Rodney McCray	81-80	2689	359-746	481	0-4	0.000	288-367	785	232-399-631	7.8	264	3.3	166-2	57	144	51	1006	12.4	
Allen Leavell	80-54	2150	291-666	437	19-88	216	218-251	869	22-126-148	1.9	405	5.1	162-1	124	130	9	819	10.2	
Jim Petersen	69-50	1793	249-488	510	1-6	167	114-153	745	145-291-436	6.3	106	1.5	203-3	36	119	40	613	8.9	
World B. Free	58-40	682	143-350	409	8-35	229	80-100	800	14-30-44	0.8	60	1.0	74-2	20	49	3	374	6.4	
Robert Reid	62-31	980	165-356	463	13-34	382	50-63	794	38-87-125	2.0	67	1.1	118-0	27	41	5	393	6.3	
Steve Harris	14-10	199	34-86	395	0-1	0.000	15-16	938	12-9-21	1.5	17	1.2	15-0	8	6	2	83	5.9	
Buck Johnson	70-2	879	155-298	520	1-8	125	67-91	736	77-91-168	2.4	49	0.7	127-0	30	54	26	378	5.4	
Cedric Maxwell	71-0	848	80-171	468	0-2	0.000	110-143	769	74-105-179	2.5	60	0.8	75-0	22	54	12	270	3.8	
Andre Turner	12-0	99	12-34	353	1-7	143	10-14	714	4-4-8	0.7	23	1.9	13-0	7	12	1	35	2.9	
Richard Anderson	12-0	53	11-26	423	6-15	400	4-5	800	9-8-17	1.4	4	0.3	4-0	1	1	0	32	2.7	
Lester Conner	52-3	399	50-108	463	0-7	0.000	32-41	780	20-18-38	0.7	59	1.1	31-0	38	33	1	132	2.5	
ROCKETS	82	19680	3465-7354	471	69-291	237	1936-2483	780	1239-2530-3769	46.0	1936	23.6	1865-17	712	1367	502	8935	109.0	
OPPONENTS	82	19680	3454-7420	465	108-393	275	1805-2352	767	1261-2506-3767	45.9	1951	23.8	2012-17	737	1405	365	8821	107.6	

Date	Opponent	Score	Record	Date	Opponent	Score	Record
Nov. 6	San Antonio	W108-102	1-0	4	New Jersey	W115-87	25-17
8	at L.A. Lakers	L92-101	1-1	9	Boston	W129-120	26-17
10	at Portland	W118-111	2-1	11	at Seattle	L115-120	26-18
12	at Sacramento	W116-114	3-1	12	at L.A. Clippers	W112-105	27-18
14	Utah	W101-93	4-1	14	at Portland	W115-103	28-18
15	Seattle	W108-106	5-1	16	Golden State	W121-116	29-18
17	at New Jersey	L111-114	5-2	18	L.A. Lakers	L96-111	29-19
19	at Cleveland	W105-97	6-2	20	Washington	W115-109	30-19
21	at Atlanta	L94-104	6-3	22	Philadelphia	W119-106	31-19
24	Detroit	L83-97	6-4	25	Dallas	L106-108	31-20
25	at Phoenix	W109-103	7-4	26	at San Antonio	L107-111	31-21
27	at Utah	L96-118	7-5	28	San Antonio	W108-95	32-21
28	Chicago	L86-98	7-6	Mar. 1	at Utah	L112-113	32-22
Dec. 1	Denver	W106-101	8-6	2	at Golden State	W108-101	33-22
2	at San Antonio	L93-97	8-7	4	at Dallas	L110-118	33-23
5	Golden State	W121-96	9-7	5	Sacramento	W105-94	34-23
8	Sacramento	W106-97	10-7	8	at Denver	W113-103	35-23
10	Utah	W98-93	11-7	10	Portland	L109-112	35-24
12	at Chicago	L103-112	11-8	13	Golden State	W125-112	36-24
16	at Denver	L113-132	11-9	15	L.A. Clippers	W116-110	37-24
17	at L.A. Clippers	L92-98	11-10	17	Seattle	W115-106	38-24
19	Denver	L117-121	11-11	19	at Sacramento	L104-121	38-25
22	Atlanta	W122-103	12-11	22	at L.A. Lakers	L95-117	38-26
26	at Dallas	L100-105	12-12	24	New York	W134-117	39-26
29	at Detroit	W101-91	13-12	26	Portland	W115-109	40-26
30	at Milwaukee	W102-93	14-12	28	at Philadelphia	L98-108	40-27
Jan. 2	at Washington	W111-100	15-12	30	at Boston	L110-117	40-28
4	Dallas	W117-107	16-12	31	at Indiana	W102-100	41-28
6	at Seattle	L95-110	16-13	Apr. 2	at New York	L98-104	41-29
7	at Golden State	W120-113	17-13	5	Denver	L97-110	41-30
9	Phoenix	W104-98	18-13	7	Utah	W113-107	42-30
13	at Phoenix	L106-117	18-14	9	at Seattle	W108-104	43-30
14	Portland	W103-98	19-14	10	at L.A. Clippers	L105-122	43-31
16	Indiana	W132-102	20-14	12	at San Antonio	L119-127	43-32
18	at L.A. Lakers	L110-121	20-15	14	Sacramento	W123-105	44-32
19	at Sacramento	L104-107	20-16	15	at Denver	L125-132	44-33
21	Milwaukee	W116-103	21-16	17	L.A. Lakers	W127-119	45-33
26	L.A. Clippers	W124-104	22-16	19	Dallas	L96-104	45-34
28	Cleveland	L85-109	22-17	21	San Antonio	L116-117	45-35
30	at Dallas	W108-92	23-17	23	at Utah	L107-125	45-36
Feb. 2	Phoenix	W109-99	24-17	24	Phoenix	W127-119	46-36

1988-89 Houston Rockets

(45-37, 2nd Midwest)

Final Statistics

Player	G-S	Min	FGM-A	Pct.	3PM-A	Pct.	FTM-A	Pct.	Rebounds		A	Avg.	PF-D	S	TO	B	TP	Avg.
									O-D-Tot	Avg.								
Hakeem Olajuwon	82-82	3024	790-1556	.508	0-10	.000	454-652	.696	338-767-1105	13.5	149	1.8	329-10	213	275	282	2034	24.8
Otis Thorpe	82-82	3135	521-961	.542	0-2	.000	328-450	.729	272-515-787	9.6	202	2.5	259-6	82	225	37	1370	16.7
Eric Floyd	82-82	2788	396-893	.443	109-292	.373	261-309	.845	48-258-306	3.7	709	8.6	196-1	124	253	11	1162	14.2
Mike Woodson	81-79	2259	410-936	.438	31-89	.348	195-237	.823	51-143-194	2.4	206	2.5	195-1	89	136	18	1041	12.9
Buck Johnson	67-51	1850	270-515	.524	1-9	.111	101-134	.754	114-172-286	4.3	126	1.9	213-4	64	110	35	642	9.6
Derrick Chievous	81-1	1539	277-634	.437	5-24	.208	191-244	.783	114-142-256	3.2	77	1.0	161-1	48	101	11	750	9.3
Walter Berry (TOT)	69-31	1355	254-501	.507	1-2	.500	100-143	.699	86-181-267	3.9	77	1.1	183-1	29	89	48	609	8.8
Walter Berry (HOU)	40-14	799	146-270	.541	1-2	.500	57-80	.713	54-98-152	3.8	57	1.4	114-1	19	49	35	350	8.8
Purvis Short	65-16	1157	198-480	.413	9-33	.273	77-89	.865	65-114-179	2.8	107	1.6	116-1	44	70	13	482	7.4
Tim McCormick	81-0	1257	169-351	.481	0-4	.000	87-129	.674	87-174-261	3.2	54	0.7	193-0	18	68	24	425	5.2
Frank Johnson	67-0	879	109-246	.443	1-6	.167	75-93	.806	22-57-79	1.2	181	2.7	91-0	42	102	0	294	4.4
Allen Leavell	55-3	627	65-188	.346	5-41	.122	44-60	.733	13-40-53	1.0	127	2.3	61-0	25	62	5	179	3.3
Bernard Thompson	23-0	222	20-59	.339	0-2	.000	22-26	.846	9-19-28	1.2	13	0.6	33-0	13	19	1	62	2.7
Tony Brown	14-0	91	14-45	.311	2-9	.222	6-8	.750	7-8-15	1.1	5	0.4	14-0	3	7	0	36	2.6
Chuck Nevitt	43-0	228	27-62	.435	0-0	.000	11-16	.688	17-47-64	1.5	3	0.1	51-1	5	22	29	65	1.5
ROCKETS	82	19855	3412-7196	.474	164-523	.314	1909-2527	.755	1211-2554-3765	45.9	2016	24.6	2026-26	789	1569	501	8897	108.5
OPPONENTS	82	19855	3413-7290	.468	187-534	.350	1806-2372	.761	1145-2428-3573	43.6	2015	24.6	2013-28	800	1455	439	8819	107.5

Date	Opponent	Score	Record	Date	Opponent	Score	Record
Nov. 4	at Denver	L117-120	0-1	31	L.A. Lakers	L114-125	25-17
5	Dallas	L113-114 (OT)	0-2	Feb. 3	Chicago	W105-98	26-17
8	San Antonio	W120-102	1-2	5	Denver	W124-112	27-17
10	Utah	W106-99	2-2	8	at L.A. Clippers	L111-114	27-18
11	at Miami	W121-100	3-2	9	at Portland	W113-110	28-18
13	Sacramento	W129-127	4-2	14	Boston	W137-123	29-18
15	New York	L121-126	4-3	17	Denver	W121-111	30-18
17	Miami	W113-107	5-3	18	at Dallas	W105-94	31-18
19	Detroit	W109-98	6-3	20	at Cleveland	L90-110	31-19
21	Atlanta	W117-113	7-3	21	at New York	L115-120	31-20
23	at Utah	L108-111	7-4	24	at Chicago	L97-106	31-21
25	at Portland	L94-111	7-5	25	at Milwaukee	L105-121	31-22
26	at Golden State	W119-109	8-5	27	Washington	L98-104	31-23
29	Phoenix	L107-124	8-6	Mar. 2	at Denver	L103-113	31-24
30	at Dallas	W101-89	9-6	3	at Seattle	L108-118	31-25
Dec. 2	at Phoenix	L95-110	9-7	5	L.A. Lakers	W88-83	32-25
3	Charlotte	W108-104	10-7	8	at Utah	L80-117	32-26
6	Cleveland	W106-105	11-7	10	Dallas	W96-86	33-26
8	at L.A. Clippers	L116-120	11-8	11	New Jersey	W124-94	34-26
10	Seattle	W110-91	12-8	13	at L.A. Lakers	L96-97	34-27
13	at Denver	L101-126	12-9	14	at Sacramento	L90-95	34-28
15	Golden State	W124-115 (2OT)	13-9	16	Milwaukee	W120-104	35-28
18	San Antonio	W120-109	14-9	18	Portland	W127-113	36-28
20	Sacramento	W105-104	15-9	21	Denver	L110-112	36-29
22	L.A. Clippers	W125-109	16-9	24	Utah	L99-102	36-30
26	at Charlotte	W97-95	17-9	25	Golden State	W144-104	37-30
27	at Miami	W101-93	18-9	28	Seattle	W120-117	38-30
29	at Washington	L109-126	18-10	30	at New Jersey	W109-101	39-30
30	at Detroit	L83-95	18-11	31	at Boston	L109-126	39-31
Jan. 3	Utah	W104-102	19-11	Apr. 2	at Philadelphia	L99-108	39-32
7	Philadelphia	L95-96	19-12	4	at Indiana	W90-88	40-32
11	at San Antonio	W122-117 (OT)	20-12	7	at Atlanta	L112-120 (OT)	40-33
12	Portland	W116-106	21-12	8	at Miami	L104-107 (OT)	40-34
14	Dallas	W110-98	22-12	11	Indiana	W108-99	41-34
16	at L.A. Lakers	L113-124	22-13	13	Phoenix	L111-119	41-35
17	at Sacramento	L109-123	22-14	14	at Utah	L96-122	41-36
19	at Seattle	L108-124	22-15	16	at Dallas	W114-112 (OT)	42-36
20	at Golden State	L114-121	22-16	17	San Antonio	W99-91	43-36
24	Miami	W118-93	23-16	19	at San Antonio	W99-84	44-36
26	L.A. Clippers	W106-100	24-16	21	at Phoenix	W112-101	45-36
28	at San Antonio	W96-91	25-16	22	Miami	L89-91	45-37

1989-90 Houston Rockets

(41-41, 5th Midwest)

Final Statistics

Player	G-S	Min	FGM-A	Pct.	3PM-A	Pct.	FTM-A	Pct.	Rebounds		Avg.	A	Avg.	PF-D	S	TO	B	TP	Avg.
									O-D-Tot	Avg.									
Hakeem Olajuwon	82-82	3124	806-1609	501	1-6	.167	382-536	.713	299-850-1149	14.0	234	2.9	314-6	174	316	376	1995	24.3	
Otis Thorpe	82-82	2947	547-998	548	0-10	.000	307-446	.688	258-476-734	9.0	261	3.2	270-5	66	229	24	1401	17.1	
Mitchell Wiggins	66-52	1852	416-853	488	0-3	.000	192-237	.810	133-153-286	4.3	104	1.6	165-0	85	87	1	1024	15.5	
Buck Johnson	82-82	2832	504-1019	495	2-17	.118	205-270	.759	113-268-381	4.6	252	3.1	321-8	104	167	62	1213	14.8	
Eric Floyd	82-73	2630	362-803	451	89-234	.380	187-232	.806	46-152-198	2.4	600	7.3	159-0	94	204	11	1000	12.2	
Vernon Maxwell	30-10	869	142-321	442	13-53	.245	77-116	.664	15-87-106	2.9	150	5.0	69-0	42	72	5	374	12.5	
Mike Woodson	61-11	972	160-405	395	12-41	.293	62-86	.721	25-63-88	1.4	66	1.1	100-1	42	49	11	394	6.5	
Derrick Chievous	41-0	492	90-178	506	3-8	.375	61-87	.701	28-47-75	1.8	27	0.7	59-0	23	40	4	244	6.0	
John Lucas	49-18	938	109-291	375	26-87	.299	42-55	.764	19-71-90	1.8	238	4.9	59-0	45	85	2	286	5.8	
Anthony Bowie	66-0	918	119-293	406	6-21	.286	40-54	.741	36-82-118	1.8	96	1.5	80-0	42	59	5	284	4.3	
Byron Dinkins	33-0	362	44-109	404	1-9	.111	26-30	.867	13-27-40	1.2	75	2.3	30-0	19	37	2	115	3.5	
Lewis Lloyd	19-0	113	29-51	569	0-0	.000	9-16	.563	8-10-18	0.9	11	0.6	9-0	3	16	0	67	3.5	
Larry Smith	74-0	1300	101-213	474	0-2	.000	20-55	.364	180-272-452	6.1	69	0.9	203-3	56	70	28	222	3.0	
Adrian Caldwell	51-0	331	42-76	553	0-0	.000	13-28	.464	36-73-109	2.1	7	0.1	69-0	11	32	18	97	1.9	
Tim McCormick	18-0	116	10-29	345	0-0	.000	10-19	.526	8-19-27	1.5	3	0.2	24-0	3	10	1	30	1.7	
Chuck Nevitt	3-0	9	2-2	1000	0-0	.000	0-0	—	0-3-3	1.0	1	0.3	3-0	0	2	1	4	1.3	
ROCKETS	82	19805	3343-7250	480	153-491	.312	1633-2267	.720	1217-2638-3855	47.0	2194	26.8	1934-23	809	1513	551	8752	106.7	
OPPONENTS	82	19805	3399-7322	464	163-556	.293	1671-2256	.741	1175-2460-3635	44.3	2010	24.5	1819-10	790	1428	392	8632	105.3	

Date	Opponent	Score	Record	Date	Opponent	Score	Record
Nov. 3	at L.A. Clippers	L88-102	0-1	27	Dallas	L92-99	20-22
4	at Golden State	W132-105	1-1	31	at Dallas	L91-98	20-23
7	Portland	W109-86	2-1	Feb. 1	Chicago	W139-112	21-23
9	Denver	L127-128 (OT)	2-2	3	at Phoenix	L105-130	21-24
11	Utah	W100-92	3-2	6	Minnesota	W108-101	22-24
14	at Miami	L99-101	3-3	8	Atlanta	L108-110	22-25
16	L.A. Clippers	W94-82	4-3	13	Boston	L94-107	22-26
18	at Denver	L111-141	4-4	15	New York	W124-105	23-26
19	Miami	W132-94	5-4	17	San Antonio	L102-104	23-27
21	at New York	L106-114 (OT)	5-5	19	at Chicago	L102-107	23-28
22	at Boston	L97-109	5-6	20	at Minnesota	L92-97	23-29
24	at Charlotte	W85-81	6-6	23	at New Jersey	W125-115	24-29
25	at Cleveland	W85-75	7-6	24	at Atlanta	L96-104	24-30
28	L.A. Lakers	W110-104	8-6	27	at Detroit	L102-106 (OT)	24-31
30	Charlotte	W113-101	9-6	Mar. 1	Phoenix	W112-104	25-31
Dec. 2	Dallas	L103-106	9-7	3	Golden State	W129-109	26-31
5	at Seattle	L123-133	9-8	5	at San Antonio	W109-105	27-31
8	New Jersey	L94-99	9-9	6	L.A. Lakers	W112-95	28-31
9	at Utah	L90-104	9-10	8	Seattle	W111-97	29-31
12	Phoenix	W105-83	10-10	10	Dallas	W105-95	30-31
14	at San Antonio	L100-104	10-11	13	at Denver	L114-117	30-32
15	at Phoenix	L96-121	10-12	15	at Sacramento	W92-86	31-32
17	Orlando	W109-94	11-12	16	at L.A. Clippers	L95-118	31-33
19	at Portland	L100-119	11-13	18	at Portland	L96-109	31-34
20	at Golden State	L112-118	11-14	20	Portland	L110-120	31-35
22	Sacramento	W103-92	12-14	22	Detroit	W115-110	32-35
26	at Milwaukee	L96-103	12-15	24	Golden State	L97-102	32-36
27	at Minnesota	L91-108	12-16	26	San Antonio	W113-95	33-36
29	at Indiana	L97-103	12-17	29	Milwaukee	W120-94	34-36
30	at Charlotte	L92-111	12-18	31	Minnesota	W106-98	35-36
Jan. 3	Indiana	W117-103	13-18	Apr. 3	at Philadelphia	L112-133	35-37
6	Philadelphia	W124-119 (OT)	14-18	6	at Washington	L110-121	35-38
9	Seattle	W97-90	15-18	8	at Orlando	W146-123	36-38
11	at Sacramento	W90-87	16-18	10	at Charlotte	W115-112	37-38
12	at L.A. Lakers	L98-107	16-19	12	Charlotte	W117-110	38-38
15	at Seattle	L101-105	16-20	14	at Utah	W103-99	39-38
17	Cleveland	W107-98	17-20	15	at L.A. Lakers	L102-113	39-39
20	Washington	W127-107	18-20	17	Sacramento	W112-97	40-39
22	Denver	W116-104	19-20	19	Denver	L127-130 (OT)	40-40
23	at Utah	L94-102	19-21	20	at Dallas	L120-121	40-41
25	L.A. Clippers	W102-101	20-21	22	Utah	W100-88	41-41

1990-91 Houston Rockets

(52-30, 3rd Midwest)

Final Statistics

Player	G-S	Min	FG-A	Pct.	3PM-A	Pct.	FTM-A	Pct.	Rebounds			PF-D	S	TO	B	TP	Avg.	
									O-D-Tot	Avg.	A Avg.							
Hakeem Olajuwon	56-50	2062	487-959	.508	0-4	.000	213-277	.769	219-551-770	13.8	131	2.3	221-5	121	174	221	1187	21.2
Kenny Smith	78-78	2699	522-1003	.520	49-135	.363	287-340	.844	36-127-163	2.1	554	7.1	131-0	106	237	11	1380	17.7
Otis Thorpe	82-82	3039	549-988	.556	3-7	.429	334-480	.696	287-559-846	10.3	197	2.4	278-10	73	217	20	1435	17.5
Vernon Maxwell	82-79	2870	504-1247	.404	172-510	.337	217-296	.733	41-197-238	2.9	303	3.7	179-2	127	171	15	1397	17.0
Buck Johnson	73-70	2279	416-873	.477	2-15	.133	157-216	.727	108-222-330	4.5	142	1.9	240-5	81	122	47	991	13.6
Eric Floyd	82-4	1850	386-939	.411	48-176	.273	185-246	.752	52-107-159	1.9	317	3.9	122-0	95	140	17	1005	12.3
David Wood	82-13	1421	148-349	.424	28-90	.311	108-133	.812	107-139-246	3.0	94	1.1	236-4	58	89	16	432	5.3
Mike Woodson	11-3	125	21-54	.389	1-6	.167	10-12	.833	2-9-11	1.0	10	0.9	11-0	5	7	4	53	4.8
Kennard Winchester	64-1	607	98-245	.400	8-20	.400	35-45	.778	34-33-67	1.0	25	0.4	70-0	16	30	13	239	3.7
Larry Smith	81-28	1923	128-263	.487	0-0	.000	12-50	.240	302-407-709	8.8	88	1.1	265-6	83	93	22	268	3.3
Dave Jamerson	37-0	202	43-113	.381	5-19	.263	22-27	.815	9-21-30	0.8	27	0.7	24-0	6	20	1	113	3.1
Dave Feitl	52-2	372	52-140	.371	0-3	.000	33-44	.750	29-71-100	1.9	8	0.2	52-0	3	25	12	37	2.6
Matt Bullard	18-0	63	14-31	.452	0-3	.000	11-17	.647	6-8-14	0.8	2	0.1	10-0	3	3	0	39	2.2
Adrian Caldwell	42-0	343	35-83	.422	0-1	.000	7-17	.412	43-57-100	2.4	8	0.2	35-0	19	30	10	77	1.8
ROCKETS	82	19855	3403-7287	.467	316-989	.320	1631-2200	.741	1275-2508-3783	46.1	1906	23.2	1874-32	796	1402	409	8753	106.7
OPPONENTS	82	19855	3337-7316	.456	183-621	.295	1609-2086	.771	1242-2431-3673	44.8	1965	24.0	1786-20	711	1415	357	8466	103.2

Date	Opponent	Score	Record	Date	Opponent	Score	Record
Nov. 3	at Portland	L89-90	0-1	26	Cleveland	W103-97	22-20
4	at Seattle	L106-118	0-2	29	San Antonio	W91-89	23-20
6	Denver	W145-135	1-2	31	Seattle	L94-97	23-21
8	Orlando	W103-99	2-2	Feb. 2	at San Antonio	W100-94 (OT)	24-21
10	at San Antonio	L110-111	2-3	3	Golden State	W143-135 (2OT)	25-21
11	Utah	W110-90	3-3	6	at Milwaukee	W111-109	26-21
13	Minnesota	W90-88	4-3	7	at Cleveland	W96-92	27-21
15	L.A. Lakers	L103-108 (OT)	4-4	12	at Utah	L92-113	27-22
17	Miami	W117-100	5-4	14	Washington	W129-117	28-22
20	at New York	W115-88	6-4	16	Phoenix	W100-91	29-22
21	at Boston	L95-108	6-5	19	L.A. Lakers	L103-112	29-23
23	at Indiana	L111-112	6-6	21	Milwaukee	W92-90	30-23
25	at Minnesota	W107-91	7-6	24	at Minnesota	W100-91	31-23
27	L.A. Clippers	W107-102	8-6	26	at Denver	W129-99	32-23
28	at Utah	L92-103	8-7	28	at L.A. Clippers	L80-83	32-24
Dec. 1	Sacramento	W117-93	9-7	Mar. 3	at L.A. Lakers	W104-95	33-24
4	Atlanta	L110-113	9-8	5	New Jersey	W112-100	34-24
6	Charlotte	W116-110	10-8	7	Dallas	W122-90	35-24
8	at Dallas	W113-107	11-8	9	Philadelphia	W97-80	36-24
10	Boston	L95-107	11-9	12	Seattle	W93-91	37-24
12	at Philadelphia	W108-100	12-9	14	Orlando	W119-95	38-24
14	at Washington	L93-106	12-10	15	at Phoenix	W135-128	39-24
15	at Charlotte	W100-97	13-10	17	Golden State	W123-119	40-24
18	San Antonio	L95-96	13-11	19	at Minnesota	W98-85	41-24
20	Orlando	W128-126 (OT)	14-11	21	Sacramento	W98-87	42-24
22	Phoenix	W122-102	15-11	23	New York	W111-98	43-24
26	at Orlando	L103-109	15-12	25	at Chicago	W100-90	44-24
28	at New Jersey	W101-99	16-12	28	at Atlanta	W112-111	45-24
29	at Detroit	L84-99	16-13	30	at Orlando	L82-114	45-25
Jan. 3	Chicago	W114-92	17-13	31	at Miami	W123-103	46-25
5	Indiana	W112-99	18-13	Apr. 3	Dallas	W102-86	47-25
8	Portland	L97-123	18-14	5	at Denver	W126-120	48-25
10	at Denver	W156-133	19-14	6	Utah	W97-88	49-25
11	at Phoenix	L110-114	19-15	9	Portland	L93-103	49-26
13	at L.A. Lakers	L97-116	19-16	11	at Golden State	L99-111	49-27
14	at L.A. Clippers	L126-130 (OT)	19-17	13	at Sacramento	W95-94	50-27
17	Detroit	L91-97 (OT)	19-18	15	at Seattle	W97-93	51-27
19	L.A. Clippers	W107-96	20-18	16	at Portland	L96-115	51-28
21	at Sacramento	L94-97	20-19	18	San Antonio	L95-102	51-29
22	at Golden State	L116-123	20-20	19	at Dallas	L107-113	51-30
24	Minnesota	W118-94	21-20	21	Denver	W131-125	52-30

1991-92 Houston Rockets

(42-40, 3rd Midwest)

Final Statistics

Player	G-S	Min	FGM-A	Pct.	3PM-A	Pct.	FTM-A	Pct.	Rebounds										
									O-D-Tot	Avg.	A	Avg.	PF-D	S	TO	B	TP	Avg.	
Hakeem Olajuwon	70-69	2636	591-1177	.502	0-1	.000	328-428	.766	246-599-845	12.1	157	2.2	263-7	127	187	304	1510	21.6	
Otis Thorpe	82-82	3056	558-943	.592	0-7	.000	304-463	.657	285-577-862	10.5	250	3.0	307-7	52	237	37	1420	17.3	
Vernon Maxwell	80-80	2700	502-1216	.413	162-473	.342	206-267	.772	37-206-243	3.0	326	4.1	200-3	104	178	28	1372	17.2	
Kenny Smith	81-80	2735	432-910	.475	54-137	.394	219-253	.866	34-143-177	2.2	562	6.9	112-0	104	227	7	1137	14.0	
Eric Floyd	82-3	1662	286-704	.406	37-123	.301	135-170	.794	34-116-150	2.2	239	2.9	128-0	57	128	21	744	9.1	
Buck Johnson	80-69	2202	290-633	.458	1-9	.111	104-143	.727	95-217-312	3.9	158	2.0	234-2	72	104	49	685	8.6	
Matt Bullard	80-7	1278	205-447	.459	64-166	.386	38-50	.760	73-150-223	2.8	75	0.9	129-1	26	56	21	512	6.4	
Avery Johnson (TOT)	69-15	1235	158-330	.479	4-15	.267	66-101	.653	13-67-80	1.2	266	3.9	89-1	61	110	9	386	5.6	
Avery Johnson (HOU)	49-1	772	103-222	.464	3-10	.300	42-69	.609	8-37-45	0.9	166	3.4	46-0	40	65	6	251	5.1	
Carl Herrera	43-7	566	83-161	.516	0-0	.000	25-44	.568	33-66-99	2.3	27	0.6	60-0	16	37	25	191	4.4	
Dave Jamerson	48-0	378	79-191	.414	8-28	.286	25-27	.926	22-21-43	0.9	33	0.7	39-0	17	24	0	191	4.0	
John Turner	42-0	345	43-98	.439	0-0	.000	31-59	.525	38-40-78	1.9	12	0.3	40-0	6	32	4	117	2.8	
Larry Smith	45-7	800	50-92	.543	0-1	.000	4-11	.364	107-149-256	5.7	33	0.7	121-3	21	44	7	104	2.3	
Wayne Rollins	59-5	697	46-86	.535	0-0	.000	26-30	.867	61-110-171	2.9	15	0.3	85-0	14	18	62	118	2.0	
Gerald Henderson	8-0	34	4-11	.364	0-3	.000	4-6	.667	1-1-2	0.3	5	0.6	4-0	0	4	0	12	1.5	
Kennard Winchester	4-0	17	1-3	.333	0-0	.000	0-0	.000	0-0-0	0.0	0	0.0	1-0	0	0	0	2	0.5	
Dan Goddread	1-0	2	0-0	.000	0-0	.000	0-0	.000	0-0-0	0.0	0	0.0	0-0	0	0	0	0	0.0	
ROCKETS	82	19880	3273-6894	.475	329-959	.343	1491-2020	.738	1074-2432-3506	42.8	2058	25.1	1769-23	656	1378	571	8366	102.0	
OPPONENTS	82	19880	3391-7317	.463	196-574	.341	1529-1985	.770	1232-2406-3638	44.4	2131	26.0	1673-13	743	1174	384	8632	103.7	

Date	Opponent	Score	Record	Date	Opponent	Score	Record
Nov. 1	L.A. Lakers	W126-121 (2OT)	1-0	28	Minnesota	W111-102	23-19
2	at Denver	L101-109 (OT)	1-1	30	Chicago	W105-102	24-19
5	Portland	W106-99	2-1	Feb. 1	at Phoenix	L92-106	24-20
7	Cleveland	W105-86	3-1	3	Indiana	W122-111	25-20
9	Phoenix	W96-95	4-1	5	at Boston	L85-98	25-21
12	at Dallas	W98-92	5-1	6	at New York	L85-102	25-22
15	at L.A. Lakers	L74-86	5-2	11	at Seattle	L99-105	25-23
16	at Sacramento	W102-93	6-2	12	at L.A. Clippers	L95-97	25-24
19	New York	W90-79	7-2	14	Boston	W105-99	26-24
21	Minnesota	W106-102	8-2	15	at Dallas	L99-103	26-25
23	at Minnesota	L89-102	8-3	17	Minnesota	L122-124 (OT)	26-26
26	New Jersey	W118-109	9-3	20	Philadelphia	W110-101	27-26
29	at Indiana	L121-141	9-4	21	at Utah	L97-124	27-27
Dec. 1	at Detroit	L87-94	9-5	23	San Antonio	W90-83	28-27
3	Denver	L100-110	9-6	26	Golden State	W118-116	29-27
5	Atlanta	L97-109	9-7	28	at Denver	W84-81	30-27
7	Utah	L91-96	9-8	Mar. 1	at L.A. Lakers	W105-97	31-27
10	at Portland	W108-106	10-8	3	at Phoenix	L107-112 (OT)	31-28
12	at Golden State	W99-96	11-8	5	Miami	W114-93	32-28
14	San Antonio	L100-107	11-9	7	at Golden State	L100-110	32-29
17	Washington	W100-97	12-9	8	at Sacramento	W109-108	33-29
19	Sacramento	W109-102	13-9	10	Dallas	W116-93	34-29
20	at Charlotte	W99-95	14-9	12	at San Antonio	L98-104	34-30
22	at Orlando	W99-94	15-9	13	Charlotte	W118-100	35-30
23	Dallas	L85-105	15-10	15	Utah	W106-97	36-30
26	at New Jersey	L93-99	15-11	17	L.A. Clippers	W100-92	37-30
27	at Washington	W107-100	16-11	19	Seattle	L91-112	37-31
29	at Milwaukee	L100-110	16-12	21	Sacramento	L97-100	37-32
30	at Cleveland	L89-121	16-13	24	at Seattle	L106-128	37-33
Jan. 2	Detroit	L83-106	16-14	26	at L.A. Clippers	L95-109	37-34
4	at San Antonio	W112-110 (2OT)	17-14	28	at Portland	L95-115	37-35
6	at Atlanta	L97-109	17-15	31	L.A. Lakers	L101-107	37-36
8	at Philadelphia	L104-114	17-16	Apr. 2	Denver	W137-114	38-36
10	at Miami	W111-107 (OT)	18-16	4	Orlando	W110-101	39-36
11	Seattle	W119-115	19-16	7	at San Antonio	W95-92	40-36
14	Denver	W111-94	20-16	9	at Minnesota	W117-102	41-36
16	Golden State	L91-98	20-17	11	Dallas	L92-99	41-37
18	at Utah	L80-108	20-18	14	Portland	W108-96	42-37
21	Milwaukee	W117-107	21-18	15	at Utah	L98-130	42-38
23	L.A. Clippers	W109-96	22-18	17	at Dallas	L106-109	42-39
25	at Chicago	L100-114	22-19	19	Phoenix	L97-100	42-40

1992-93 Houston Rockets

(55-27, 1st Midwest)

Final Statistics

Player	G-S	Min	FGM-A	Pct.	3PM-A	Pct.	FTM-A	Pct.	Rebounds		Avg.	A	Avg.	PF-D	S	TO	B	TP	Avg.
									O-D-Tot	Avg.									
Hakeem Olajuwon	82-82	3242	848-1603	.529	0-8	.000	444-570	.779	283-785-1068	13.0	291	3.5	305-5	150	262	342	2140	26.1	
Vernon Maxwell	71-68	2251	349-858	.407	120-361	.332	164-228	.719	29-192-221	3.1	297	4.2	124-1	86	140	8	982	13.8	
Kenny Smith	82-82	2422	387-744	.520	96-219	.438	195-222	.878	28-132-160	2.0	446	5.4	110-0	80	163	7	1065	13.0	
Otis Thorpe	72-69	2357	385-690	.558	0-2	.000	153-256	.598	219-370-589	8.2	181	2.5	234-3	43	151	19	923	12.8	
Robert Horry	79-79	2330	323-682	.474	12-47	.255	143-200	.715	113-279-392	5.0	191	2.4	210-1	80	156	83	801	10.1	
Carl Herrera	81-12	1800	240-444	.541	0-2	.000	125-176	.710	148-306-454	5.6	61	0.8	190-1	47	92	35	605	7.5	
Matt Bullard	79-4	1356	213-494	.431	91-243	.374	58-74	.784	66-156-222	2.8	110	1.4	129-0	30	57	11	575	7.3	
Eric Floyd	52-10	867	124-305	.407	16-56	.286	81-102	.794	14-72-86	1.7	132	2.5	59-0	32	68	6	345	6.6	
Scott Brooks	82-0	1516	183-385	.475	41-99	.414	112-135	.830	22-77-99	1.2	243	3.0	136-0	79	72	3	519	6.3	
Winston Garland	66-4	1004	152-343	.443	6-13	.462	81-89	.910	32-76-108	1.6	138	2.1	116-0	39	67	4	391	5.9	
Kennard Winchester	39-0	340	61-139	.439	4-19	.211	17-22	.773	17-32-49	1.3	13	0.3	40-0	10	15	10	143	3.7	
Terry Teagle	2-0	25	2-7	.286	0-0	.000	1-2	.500	0-3-3	1.5	2	1.0	1-0	0	1	0	5	2.5	
Mark Acres	6-0	23	2-9	.222	1-2	.500	1-2	.500	2-4-6	1.0	0	0.0	2-0	0	2	0	6	1.0	
Wayne Rollins	42-0	247	11-41	.268	0-2	.000	9-12	.750	12-48-60	1.4	10	0.2	43-0	6	9	15	31	0.7	
ROCKETS	82	19780	3280-6744	.486	387-1073	.361	1584-2090	.758	985-2532-3517	42.9	2115	25.8	1699-11	682	1295	543	8531	104.0	
OPPONENTS	82	19780	3255-7129	.457	242-730	.332	1432-1877	.763	1167-2295-3462	42.2	1965	24.0	1793-22	717	1228	327	8184	99.8	

Date	Opponent	Score	Record	Date	Opponent	Score	Record
Nov. 6	at Seattle (Yokohama)	L94-111	0-1	Feb. 2	Indiana	W115-104	25-18
7	Seattle (Yokohama)	L85-89	0-2	3	at Dallas	W119-102	26-18
11	Atlanta	W101-82	1-2	5	Minnesota	L105-112	26-19
14	at San Antonio	W93-87	2-2	8	Washington	L100-106	26-20
17	Sacramento	W116-109	3-2	10	at Philadelphia	W98-90	27-20
19	Cleveland	W99-92	4-2	11	at New York	L95-125	27-21
21	San Antonio	W103-100	5-2	13	at Minnesota	W97-88	28-21
24	L.A. Clippers	W88-83	6-2	16	Philadelphia	W149-111	29-21
25	at Orlando	L94-107	6-3	18	Boston	W119-84	30-21
27	at Miami	W101-93	7-3	23	at Utah	W105-78	31-21
28	Utah	L99-108	7-4	25	Phoenix	W131-104	32-21
Dec. 1	at Denver	L105-112	7-5	27	Denver	W107-102	33-21
3	L.A. Lakers	L89-95	7-6	Mar. 2	at L.A. Clippers	W99-83	34-21
5	at Dallas	W117-96	8-6	3	at Sacramento	W89-86	35-21
8	Minnesota	W102-94	9-6	5	at Dallas	W105-86	36-21
11	at Chicago	W110-96	10-6	6	Sacramento	W119-102	37-21
12	at Minnesota	W104-87	11-6	9	Miami	W104-94	38-21
15	at Cleveland	L97-124	11-7	11	Portland	W104-91	39-21
17	San Antonio	W121-109	12-7	13	Utah	W104-95	40-21
19	Dallas	W112-93	13-7	16	Orlando	W94-93	41-21
22	at Detroit	L84-98	13-8	18	at Golden State	W98-85	42-21
23	at Boston	L94-98	13-9	19	at Portland	L98-106 (OT)	42-22
26	Denver	W90-82	14-9	21	Seattle	L89-100	42-23
29	Golden State	L112-132	14-10	23	at Charlotte	W111-103	43-23
30	at Phoenix	L110-133	14-11	25	at Atlanta	L96-106	43-24
Jan. 2	at Golden State	L107-113	14-12	26	at Washington	W90-69	44-24
3	at Portland	L101-103 (OT)	14-13	28	at Minnesota	L100-101	44-25
5	Phoenix	L104-106	14-14	Apr. 1	Milwaukee	W121-115	45-25
7	Portland	L91-113	14-15	3	Golden State	W118-111	46-25
8	at Denver	L90-115	14-16	6	L.A. Clippers	W114-101	47-25
10	Utah	W97-90	15-16	8	at Utah	W95-90	48-25
12	at L.A. Clippers	W113-103	16-16	10	San Antonio	W98-88	49-25
14	Charlotte	W114-102	17-16	13	L.A. Lakers	W126-107	50-25
16	New York	W104-102	18-16	14	at Denver	W107-96	51-25
18	at L.A. Lakers	W110-90	19-16	16	at L.A. Lakers	W100-84	52-25
19	at Sacramento	W102-96	20-16	17	at Seattle	W86-81	53-25
21	Detroit	W126-120	21-16	19	at Phoenix	W111-97	54-25
23	at Indiana	W113-100	22-16	22	Minnesota	W112-110 (OT)	55-25
24	at New Jersey	L83-100	22-17				
26	at Milwaukee	L86-100	22-18				
28	Chicago	W94-83	23-18				

1993-94 Houston Rockets

(58-24, 1st Midwest, NBA Champions)

Final Statistics

Player	G-S	Min	FGM-A	Pct.	3PM-A	Pct.	FTM-A	Pct.	Rebounds									
									O-D-Tot	Avg.	A	Avg.	PF-D	S	TO	B	TP	Avg.
Hakeem Olajuwon	80-80	3277	894-1694	528	8-19	421	388-542	.716	229-726-955	11.9	287	3.6	289-4	128	271	297	2184	27.3
Otis Thorpe	82-82	2909	449-801	561	0-2	0.00	251-382	.657	271-599-870	10.6	189	2.3	253-1	66	185	28	1149	14.0
Vernon Maxwell	75-73	2571	380-976	389	120-403	298	143-191	.749	42-187-229	3.1	380	5.1	143-0	125	185	20	1023	13.6
Kenny Smith	78-78	2209	341-711	480	89-220	405	135-155	.871	24-114-138	1.8	327	4.2	121-0	59	126	4	906	11.6
Chris Jent	3-0	78	13-26	500	4-11	364	1-2	500	4-11-15	5.0	7	2.3	13-1	0	5	0	31	10.3
Robert Horry	81-81	2370	322-702	459	44-136	324	115-157	.732	128-312-440	5.4	231	2.9	186-0	119	137	75	803	9.9
Mario Elie	67-8	1606	208-466	446	56-167	335	154-179	.860	28-153-181	2.7	208	3.1	124-0	50	109	8	626	9.3
Sam Cassell	66-6	1122	162-388	418	26-88	295	90-107	.841	25-109-134	2.0	192	2.9	136-1	59	94	7	440	6.7
Scott Brooks	73-0	1225	142-289	491	23-61	377	74-85	.871	10-92-102	1.4	149	2.0	98-0	51	55	2	381	5.2
Carl Herrera	75-0	1292	142-310	458	0-0	0.00	69-97	.711	101-184-285	3.8	37	0.5	159-0	32	69	26	353	4.7
Larry Robinson	6-0	55	10-20	500	2-8	250	3-8	375	4-6-10	1.7	6	1.0	8-0	7	10	0	25	4.2
Matt Bullard	65-0	725	78-226	345	50-154	325	20-26	.769	23-61-84	1.3	64	1.0	67-0	14	28	6	226	3.5
Richard Petruska	22-0	92	20-46	435	7-15	467	6-8	.750	9-22-31	1.4	1	0.0	15-0	2	15	3	53	2.4
Earl Cureton	2-0	30	2-8	250	0-0	0.00	0-2	0.00	4-8-12	6.0	0	0.0	4-0	0	1	0	4	2.0
Eric Riley	47-2	219	34-70	486	0-1	0.00	20-37	.541	24-35-59	1.3	9	0.2	30-0	5	15	9	88	1.9
ROCKETS	82	19780	3197-6733	475	429-1285	334	1469-1978	.743	926-2619-3545	43.2	2087	25.5	1646-7	717	1338	485	8292	101.1
OPPONENTS	82	19780	3152-7166	440	257-841	306	1377-1871	.736	1138-2434-3572	43.6	1901	23.2	1743-13	767	1221	312	7938	96.8

Date	Opponent	Score	Record	Date	Opponent	Score	Record
Nov. 5	New Jersey	W110-88	1-0	Feb. 1	at Utah	L88-104	31-11
7	at Portland	W106-92	2-0	3	L.A. Lakers	W99-88	32-11
9	at Golden State	W102-93	3-0	6	Minnesota	W101-90	33-11
11	Minnesota	W107-99	4-0	8	at Milwaukee	L98-106	33-12
13	Phoenix	W99-95	5-0	10	at Detroit	W104-81	34-12
15	at Philadelphia	W88-84	6-0	15	Atlanta	W103-99	35-12
16	at New Jersey	W90-84	7-0	16	at Charlotte	L97-102	35-13
18	at Indiana	W99-83	8-0	19	Phoenix	W106-88	36-13
20	L.A. Clippers	W108-86	9-0	22	Denver	W98-97	37-13
23	Chicago	W100-93	10-0	24	New York	W93-73	38-13
24	at Utah	W95-93 (OT)	11-0	26	Utah	L85-95	38-14
26	at Sacramento	W92-89	12-0	28	at Utah	L85-89	38-15
27	at L.A. Clippers	W82-80	13-0	Mar. 1	Orlando	W97-85	39-15
30	Milwaukee	W102-91	14-0	5	L.A. Clippers	W124-107	40-15
Dec. 2	at New York	W94-85	15-0	8	at San Antonio	L99-115	40-16
3	at Atlanta	L111-133	15-1	10	Seattle	W87-82	41-16
5	at Cleveland	W99-98	16-1	12	San Antonio	L98-109	41-17
7	Charlotte	W121-102	17-1	13	at Dallas	W100-93	42-17
9	Miami	W115-109 (OT)	18-1	15	Portland	W105-99	43-17
11	Seattle	W82-75	19-1	17	Golden State	W112-99	44-17
14	at Miami	W97-88	20-1	19	Detroit	W106-88	45-17
18	Dallas	W104-93	21-1	21	Washington	W128-112	46-17
21	at San Antonio	W90-88	22-1	22	at Minnesota	L81-83	46-18
23	Denver	L93-106	22-2	24	L.A. Lakers	W113-107	47-18
25	at Phoenix	L91-111	22-3	26	Utah	W98-83	48-18
26	at L.A. Lakers	W118-93	23-3	27	at Phoenix	L98-113	48-19
28	at Seattle	L97-112	23-4	29	at Sacramento	W122-101	49-19
30	at Minnesota	W110-104	24-4	30	at Golden State	W114-104	50-19
Jan. 4	Portland	W106-95	25-4	Apr. 1	at L.A. Lakers	L88-101	50-20
5	at Dallas	W114-102	26-4	3	at L.A. Clippers	W106-98	51-20
8	Philadelphia	W100-93	27-4	7	Golden State	W134-102	52-20
10	at Orlando	L110-115	27-5	9	San Antonio	W100-89	53-20
12	at Boston	W94-84	28-5	10	at Denver	W93-92	54-20
13	at Washington	L102-120	28-6	12	Minnesota	W98-89	55-20
15	at Chicago	L76-82	28-7	14	Sacramento	W104-99	56-20
18	Boston	L83-95	28-8	16	at Seattle	L97-100	56-21
20	at Denver	L106-111 (2OT)	28-9	17	at Portland	W119-110	57-21
22	Utah	W106-101	29-9	19	at San Antonio	L80-90	57-22
25	Cleveland	W96-93	30-9	21	Dallas	W126-100	58-22
27	Sacramento	W113-97	31-9	22	at Dallas	L95-107	58-23
29	Indiana	L108-119	31-10	24	Denver	L107-115	58-24

1994-95 Houston Rockets

(47-35, 3rd Midwest, NBA Champions)

Final Statistics

Player	G-S	Min	FGM-A	Pct.	3PM-A	Pct.	FTM-A	Pct.	Rebounds			PF-D	S	TO	B	TP	Avg.	
									O-D-Tot	Avg.	A Avg.							
Hakeem Olajuwon	72-72	2853	798-1545	.517	3-16	.188	406-537	.756	172-603-775	10.8	255	3.5	250-3	133	237	242	2005	27.8
Clyde Drexler (TOT)	76-75	2728	571-1238	.461	147-408	.360	364-442	.824	152-328-480	6.3	362	4.8	206-1	136	186	45	1653	21.8
Clyde Drexler (HOU)	35-34	1300	266-526	.506	60-168	.357	157-194	.809	68-178-246	7.0	154	4.4	89-1	62	89	23	749	21.4
Vernon Maxwell	64-54	2038	306-777	.394	143-441	.324	99-144	.688	18-146-164	2.6	274	4.3	157-1	75	137	13	854	13.3
Otis Thorpe	36-35	1188	206-366	.563	0-3	.000	67-127	.528	113-209-322	8.9	58	1.6	102-1	22	76	13	479	13.3
Kenny Smith	81-81	2030	287-593	.484	142-331	.429	126-148	.851	27-128-155	1.9	323	4.0	109-1	71	123	10	842	10.4
Robert Horry	64-61	2074	240-537	.447	86-227	.379	86-113	.761	81-243-324	5.1	216	3.4	161-0	94	122	76	652	10.2
Sam Cassell	82-1	1882	253-593	.427	63-191	.330	214-254	.843	38-173-211	2.6	405	4.9	209-3	94	167	14	783	9.5
Mario Elie	81-13	1896	243-487	.499	80-201	.398	144-171	.842	50-146-196	2.4	189	2.3	158-0	65	104	12	710	8.8
Carl Herrera	61-26	1331	171-327	.523	0-2	.000	73-117	.624	98-180-278	4.6	44	0.7	136-0	40	71	38	415	6.8
Chuck Brown	41-14	814	105-174	.603	1-3	.333	38-62	.613	64-126-189	4.6	30	0.7	105-0	11	29	14	249	6.1
Pete Chilcutt	68-17	1347	146-328	.445	35-86	.407	31-42	.738	106-211-317	4.7	66	1.0	117-0	25	61	43	358	5.3
Tracy Murray (TOT)	54-3	516	95-233	.408	35-86	.407	33-42	.786	20-39-59	1.1	19	0.4	73-0	14	35	4	258	4.8
Tracy Murray (HOU)	25-0	203	32-80	.400	19-45	.422	5-8	.625	2-20-22	0.9	5	0.2	31-0	7	15	3	88	3.5
Scott Brooks	28-0	186	35-65	.538	8-17	.471	18-21	.857	1-12-13	0.5	22	0.8	14-0	8	14	1	96	3.4
Tim Breaux	42-2	340	45-121	.372	6-25	.240	32-49	.653	16-18-34	0.8	15	0.4	25-0	11	16	4	128	3.0
Zan Tabak	37-0	182	24-53	.453	0-1	.000	27-44	.614	23-34-57	1.5	4	0.1	37-0	2	18	7	75	2.0
Charles Jones	3-0	36	1-3	.333	0-0	.000	1-2	.500	2-5-7	2.3	0	0.0	8-0	0	0	1	3	1.0
Adrian Caldwell	7-0	30	1-4	.250	0-0	.000	3-6	.500	1-9-10	1.4	0	0.0	6-0	1	1	0	5	0.7
ROCKETS	82	19730	3159-6579	.480	646-1757	.368	1527-2039	.749	880-2440-3320	40.5	2060	25.1	1714-10	721	1322	514	8491	103.5
OPPONENTS	82	19730	3202-7061	.453	506-1345	.376	1407-1874	.751	1165-2386-3551	43.3	1940	23.7	1779-12	744	1274	365	8317	101.4

Date	Opponent	Score	Record	Date	Opponent	Score	Record
Nov. 4	New Jersey	W90-86	1-0	Feb. 2	Utah	W121-101	27-15
5	at Minnesota	W115-85	2-0	5	at Phoenix	W124-100	28-15
8	at Cleveland	W100-98	3-0	6	at Portland	L82-120	28-16
9	at Indiana	W109-104	4-0	8	at Sacramento	W97-86	29-16
11	at Boston	W102-82	5-0	9	at L.A. Clippers	L107-122	29-17
12	at New Jersey	W100-84	6-0	14	L.A. Clippers	W124-104	30-17
15	Sacramento	W105-99	7-0	16	at Charlotte	W105-89	31-17
17	Chicago	W106-83	8-0	17	at Washington	W109-92	32-17
19	at Denver	W109-101	9-0	19	at New York	L117-122	32-18
22	Portland	L94-102	9-1	21	San Antonio	L97-98	32-19
23	at Orlando	L94-117	9-2	23	Detroit	W110-99	33-19
26	Seattle	L94-98	9-3	25	Golden State	W112-105	34-19
29	Denver	W96-81	10-3	27	Cleveland	W86-78	35-19
Dec. 1	at Golden State	W113-109	11-3	28	at Dallas	L101-102	35-20
2	at L.A. Lakers	L89-107	11-4	Mar. 2	Orlando	L96-107	35-21
6	at Seattle	L90-103	11-5	3	at Minnesota	L105-108	35-22
8	Charlotte	W101-95	12-5	5	at San Antonio	L103-124	35-23
10	San Antonio	L96-108	12-6	7	Phoenix	L102-113	35-24
13	Washington	W93-85	13-6	11	Dallas	W109-102	36-24
15	L.A. Lakers	L94-97	13-7	13	at Atlanta	W97-86	37-24
17	Boston	L109-112	13-8	14	at Philadelphia	W136-107	38-24
22	Phoenix	W114-106	14-8	16	Minnesota	W104-97	39-24
23	at San Antonio	L96-98	14-9	19	Philadelphia	W114-103	40-24
26	at Miami	W101-88	15-9	21	Seattle	L102-104	40-25
27	Atlanta	W105-93	16-9	23	Utah	L104-112	40-26
29	Golden State	W126-124	17-9	24	at Phoenix	W99-97	41-26
30	at Utah	W111-103	18-9	26	at L.A. Lakers	L96-107	41-27
Jan. 3	at Dallas	W110-98	19-9	28	L.A. Lakers	L96-106	41-28
5	Dallas	W108-99	20-9	30	at L.A. Clippers	W108-96	42-28
7	Indiana	L83-88	20-10	Apr. 1	Milwaukee	L87-93	42-29
11	Miami	W108-97	21-10	4	at Sacramento	L105-109	42-30
13	San Antonio	W103-100	22-10	6	at Golden State	W110-102	43-30
14	at Denver	L104-118	22-11	7	at Portland	L109-127	43-31
16	at Minnesota	L75-94	22-12	9	at Denver	W123-120	44-31
19	New York	L77-93	22-13	11	Dallas	L147-156 (2OT)	44-32
20	at Detroit	W106-96	23-13	13	Portland	W112-99	45-32
22	at Chicago	L81-100	23-14	15	Sacramento	W98-84	46-32
24	at Milwaukee	W115-99	24-14	17	L.A. Clippers	W121-111	47-32
26	at San Antonio	L100-103	24-15	19	at Utah	L96-115	47-33
28	Minnesota	W114-93	25-15	20	at Seattle	L101-111	47-34
31	Denver	W86-74	26-15	23	Utah	L97-103	47-35

History

1995-96 Houston Rockets

(48-34, 3rd Midwest)

Final Statistics

Player	G-S	Min	FGM-A	Pct.	3PM-A	Pct.	FTM-A	Pct.	Rebounds										
									O-D-Tot	Avg.	A	Avg.	PF-D	S	TO	B	TP	Avg.	
Hakeem Olajuwon	72-72	2797	768-1494	.514	3-14	.214	397-548	.724	176-608-784	10.9	257	3.6	242-0	113	247	207	1936	26.9	
Clyde Drexler	52-51	1997	331-764	.433	78-235	.332	265-338	.784	97-276-373	7.2	302	5.8	153-0	105	134	24	1005	19.3	
Sam Cassell	61-0	1682	289-658	.439	73-210	.348	235-285	.825	51-137-188	3.1	278	4.6	166-2	53	157	4	886	14.5	
Robert Horry	71-71	2634	300-732	.410	142-388	.366	111-143	.776	97-315-412	5.8	281	4.0	197-3	116	160	109	853	12.0	
Tracy Moore	8-2	190	30-76	.395	13-30	.433	18-19	.947	10-12-22	2.8	6	0.8	16-0	2	8	0	91	11.4	
Mario Elie	45-16	1385	180-357	.504	41-127	.323	98-115	.852	47-108-155	3.4	138	3.1	93-0	45	59	11	499	11.1	
Sam Mack	31-20	868	121-287	.422	54-135	.400	39-46	.848	18-80-98	3.2	79	2.5	75-0	22	28	9	335	10.8	
Mark Bryant	71-9	1587	242-446	.543	0-2	.000	127-177	.718	131-220-351	4.9	52	0.7	234-4	31	85	19	611	8.6	
Chucky Brown	82-82	2019	300-555	.541	1-8	.125	104-150	.693	134-307-441	5.4	89	1.1	163-0	47	94	38	705	8.6	
Kenny Smith	68-56	1617	201-464	.433	91-238	.382	87-106	.821	21-75-96	1.4	245	3.6	116-1	47	100	3	580	8.5	
Eldridge Recasner	63-27	1275	149-359	.415	81-191	.424	57-66	.864	31-113-144	2.3	170	2.7	111-1	23	61	5	436	6.9	
Henry James	7-0	58	10-24	.417	5-15	.333	5-5	1.000	3-3-6	0.9	2	0.3	13-0	0	4	0	30	4.3	
Melvin Booker	11-0	131	16-50	.320	3-19	.158	9-11	.818	1-8-9	0.8	21	1.9	18-0	5	12	1	44	4.0	
Tim Breaux	54-4	570	59-161	.366	15-46	.326	28-45	.622	22-38-60	1.1	24	0.4	42-0	11	30	8	161	3.0	
Pete Chilcutt	74-0	651	73-179	.408	37-98	.378	17-26	.654	51-105-156	2.1	26	0.4	65-0	19	22	14	200	2.7	
Alvin Heggis	4-0	14	3-5	.600	0-0	—	2-3	.667	1-1-2	0.5	0	0.0	0-0	0	0	0	8	2.0	
Jaren Jackson	4-0	33	0-8	.000	0-5	.000	8-10	.800	0-3-3	0.8	0	0.0	5-0	1	0	0	8	2.0	
Charles Jones	46-0	297	6-19	.316	0-0	—	4-13	.308	28-46-74	1.6	12	0.3	44-0	5	3	24	16	0.3	
ROCKETS	82	19805	3078-6638	.464	637-1761	.362	1611-2106	.765	919-2455-3374	41.1	1982	24.2	1753-11	645	1245	476	8404	102.5	
OPPONENTS	82	19805	3178-6910	.460	482-1344	.359	1423-2012	.707	1126-2499-3625	44.2	1945	23.7	1847-14	670	1224	400	8261	100.7	

Date	Opponent	Score	Record	Date	Opponent	Score	Record
Nov. 3	Golden State	W110-92	1-0	24	at New Jersey	W98-89	28-14
5	at Phoenix	W106-104	2-0	25	at Washington	L85-120	28-15
7	Milwaukee	W106-89	3-0	27	Detroit	W105-85	29-15
8	at Miami	L82-89	3-1	30	Chicago	L87-98	29-16
11	Minnesota	W119-97	4-1	Feb. 1	at Charlotte	W116-111	30-16
15	at Toronto	W96-93	5-1	3	Seattle	L103-104 (OT)	30-17
16	at Milwaukee	W115-87	6-1	6	at Seattle	L94-99	30-18
18	Denver	W101-97	7-1	7	at L.A. Clippers	W110-102	31-18
20	at Boston	W98-93	8-1	13	Dallas	W121-106	32-18
22	at Philadelphia	W115-106	9-1	15	San Antonio	W112-108	33-18
23	at Indiana	W115-108	10-1	18	at San Antonio	L79-93	33-19
25	at New York	L88-103	10-2	19	Sacramento	W118-111 (OT)	34-19
26	at Detroit	L100-102	10-3	21	at Minnesota	L101-120	34-20
28	L.A. Clippers	W116-103	11-3	22	at Cleveland	W86-80	35-20
30	Utah	L105-112	11-4	24	L.A. Lakers	W96-94	36-20
Dec. 2	Charlotte	W113-98	12-4	27	Toronto	W105-100	37-20
5	at Utah	W103-100	13-4	29	Philadelphia	W109-95	38-20
6	L.A. Lakers	W112-99	14-4	Mar. 3	at L.A. Lakers	W111-107	39-20
8	Washington	W113-107	15-4	5	at Portland	W100-93	40-20
10	at Portland	L101-103 (2OT)	15-5	7	at Golden State	L86-95	40-21
12	at Sacramento	W133-93	16-5	8	at Utah	L89-109	40-22
13	at Vancouver	W100-89	17-5	10	at Vancouver	W95-89	41-22
15	Sacramento	L110-114	17-6	14	Atlanta	W114-106	42-22
19	Phoenix	W103-96	18-6	16	Miami	L97-121	42-23
21	Portland	W91-86	19-6	19	Golden State	L102-105 (OT)	42-24
23	at San Antonio	L95-110	19-7	21	Cleveland	L85-98	42-25
25	at Orlando	L90-92	19-8	23	Minnesota	L103-108	42-26
26	Vancouver	W100-84	20-8	26	New York	L74-83	42-27
28	New Jersey	W97-82	21-8	27	at Dallas	L114-117	42-28
30	at Dallas	W105-102	22-8	30	Portland	L94-109	42-29
Jan. 2	at Minnesota	W105-100	23-8	Apr. 2	at Golden State	W112-106	43-29
3	at Chicago	L86-100	23-9	3	at Seattle	L103-118	43-30
6	Indiana	W99-87	24-9	5	at Sacramento	L91-96	43-31
9	San Antonio	L82-88	24-10	7	at Denver	L105-111	43-32
12	at L.A. Lakers	L100-101	24-11	9	Vancouver	W90-84	44-32
13	at L.A. Clippers	W115-104	25-11	11	Denver	W113-109	45-32
15	Utah	W107-99	26-11	13	Dallas	W112-111	46-32
17	at Denver	W120-112	27-11	15	Seattle	L106-112	46-33
18	Boston	L106-108	27-12	16	at Phoenix	L100-111	46-34
21	Orlando	L96-97	27-13	18	L.A. Clippers	W115-107	47-34
22	at Atlanta	L96-105	27-14	21	Phoenix	W118-110	

1996-97 Houston Rockets

(57-25, 2nd Midwest)

Final Statistics

Player	G-S	Min	FGM-A	Pct.	3PM-A	Pct.	FTM-A	Pct.	Rebounds				PF-D	S	TO	B	TP	Avg.	
									O-D-Tot	Avg.	A	Avg.							
Hakeem Olajuwon	78-78	2852	727-1426	.510	5-16	.313	351-446	.787	173-543-716	9.2	236	3.0	249-3	117	281	173	1810	23.2	
Charles Barkley	53-53	2009	335-692	.484	58-205	.283	288-415	.694	212-504-716	13.5	248	4.7	153-2	69	151	25	1016	19.2	
Clyde Drexler	62-62	2271	397-899	.442	119-335	.355	201-268	.750	118-255-373	6.0	354	5.7	151-0	119	156	36	1114	18.0	
Mario Elie	78-77	2687	291-585	.497	120-286	.420	207-231	.896	60-175-235	3.0	310	4.0	200-2	92	135	12	909	11.7	
Kevin Willis	75-32	1964	350-728	.481	2-14	.143	140-202	.693	146-415-561	7.5	71	0.9	216-1	42	119	32	842	11.2	
Matt Maloney	82-82	2386	271-615	.441	154-381	.404	71-93	.763	19-141-160	2.0	303	3.7	125-0	82	122	1	767	9.4	
Eddie Johnson (TOT)	52-2	913	160-362	.442	49-131	.374	55-68	.809	27-111-138	2.7	52	1.0	81-0	15	47	2	424	8.2	
Eddie Johnson (HOU)	24-2	607	101-226	.447	40-103	.388	35-41	.854	24-74-98	4.1	35	1.5	48-0	10	30	1	277	11.5	
Sam Mack	52-10	904	105-262	.401	47-142	.331	35-42	.833	20-86-106	2.0	58	1.1	67-0	29	42	6	292	5.6	
Brent Price	25-0	390	44-105	.419	17-53	.321	21-21	1.000	10-19-29	1.2	65	2.6	34-0	17	32	0	126	5.0	
Emanuel Davis	13-0	230	24-54	.444	12-27	.444	5-8	.625	2-20-22	1.7	26	2.0	20-0	9	17	2	65	5.0	
Othella Harrington	57-1	860	112-204	.549	0-3	.000	49-81	.605	75-123-198	3.5	18	0.3	112-2	12	57	22	273	4.8	
Matt Bullard	71-12	1025	114-284	.401	67-183	.366	25-34	.735	13-104-177	1.6	67	0.9	68-0	21	38	18	320	4.5	
Randy Livingston	64-0	981	100-229	.437	9-22	.409	42-65	.646	32-62-94	1.5	155	2.4	107-0	39	102	12	251	3.9	
Tracy Moore	27-1	237	33-85	.388	11-43	.256	22-31	.710	11-15-26	1.0	20	0.7	19-0	5	14	0	99	3.7	
Sedale Threatt	21-0	334	28-74	.378	8-20	.400	6-8	.750	5-19-24	1.1	40	1.9	29-0	15	13	3	70	3.3	
Elmer Bennett	4-0	16	2-6	.333	1-3	.333	5-6	.833	0-1-1	0.3	4	1.0	1-0	2	0	0	10	2.5	
Joe Stephens	2-0	9	1-5	.200	1-3	.333	0-0	—	—	—	1.5	0	0.0	3-0	3	3	0	3	1.5
Charles Jones	12-0	93	2-5	.400	0-0	—	0-0	—	5-8-13	1.1	3	0.3	8-0	2	0	4	4	0.3	
ROCKETS	82	19855	3037-6484	.468	671-1839	.365	1503-1992	.755	927-2565-3492	42.6	2013	24.5	1610-10	685	1365	347	8248	100.6	
OPPONENTS	82	19855	3030-6845	.443	519-1547	.335	1302-1785	.729	1029-2332-3361	41.0	1835	22.4	1735-17	731	1172	365	7881	96.1	

Date	Opponent	Score	Record	23	New Jersey	W111-104	32-10
Nov. 1	Sacramento	W96-85	1-0	25	Utah	L100-105 (OT)	32-11
2	at Phoenix	W110-95	2-0	30	Denver	L109-113	32-12
4	at Utah	W75-72	3-0	31	at Indiana	L74-100	32-13
5	at Sacramento	W102-80	4-0	Feb. 2	at Orlando	L90-103	32-14
7	at Denver	W110-108 (OT)	5-0	4	at New York	L95-99	32-15
9	Utah	W91-85	6-0	6	at Detroit	L87-96	32-16
12	L.A. Lakers	L115-126 (2OT)	6-1	11	Vancouver	W106-97	33-16
14	Indiana	W90-88	7-1	14	at Seattle	L85-105	33-17
16	Golden State	W115-103	8-1	15	at Portland	L105-109	33-18
19	Minnesota	W122-93	9-1	17	Atlanta	W127-98	34-18
21	Phoenix	W115-105	10-1	20	Toronto	W107-97	35-18
23	at Golden State	W120-115 (OT)	11-1	21	at Atlanta	L74-76	35-19
24	at L.A. Lakers	W90-85	12-1	23	San Antonio	W95-85	36-19
26	Portland	W102-101 (OT)	13-1	25	L.A. Lakers	W100-96	37-19
29	at Boston	W120-94	14-1	27	Charlotte	L95-106	37-20
30	at Washington	W103-99	15-1	Mar. 1	Dallas	W89-80	38-20
Dec. 2	at Toronto	L89-100	15-2	4	at L.A. Clippers	W113-109	39-20
4	Boston	W94-89	16-2	5	at Golden State	W90-85	40-20
7	Philadelphia	W123-108	17-2	7	at L.A. Lakers	W111-90	41-20
10	at Minnesota	W96-94	18-2	9	at Dallas	W88-83	42-20
12	Detroit	W115-96	19-2	11	at San Antonio	W103-79	43-20
14	at Seattle	W109-100	20-2	12	Orlando	L95-96	43-21
15	at Portland	W99-89	21-2	16	at Miami	L80-101	43-22
17	at Vancouver	L92-93	21-3	18	at New Jersey	W97-89	44-22
19	San Antonio	L101-115	21-4	20	Washington	W96-90	45-22
21	Miami	L66-86	21-5	22	Phoenix	L99-104	45-23
23	Milwaukee	L76-81	21-6	25	Minnesota	W112-103	46-23
26	at Milwaukee	W101-90	22-6	27	Cleveland	W107-89	47-23
28	Golden State	W104-95	23-6	29	Denver	W120-105	48-23
30	Seattle	W99-91	24-6	Apr. 1	at Denver	W116-99	49-23
Jan. 2	Portland	L96-112	24-7	2	at Phoenix	L96-109	49-24
4	L.A. Clippers	L91-95	24-8	4	at Sacramento	W108-94	50-24
7	at Minnesota	W104-95	25-8	6	at Vancouver	W94-85	51-24
8	at Cleveland	W81-78	26-8	8	at L.A. Clippers	W127-117	52-24
10	at Philadelphia	W120-99	27-8	10	Vancouver	W102-94	53-24
11	at Chicago	L86-110	27-9	11	at Utah	L83-104	53-25
14	New York	W106-86	28-9	13	Seattle	W113-73	54-25
16	Sacramento	W89-80	29-9	15	L.A. Clippers	W123-119	55-25
17	at Dallas	W88-78	30-9	18	Dallas	W112-102 (OT)	56-25
19	Chicago	W102-86	31-9	20	at San Antonio	W103-99	57-25
21	at Charlotte	L108-114	31-10				
Date	Opponent	Score	Record				

History

1997-98 Houston Rockets

(41-41, 4th Midwest)

Final Statistics

Player	G-S	Min	FGM-A	Pct.	3PM-A	Pct.	FTM-A	Pct.	Rebounds		A	PF-D	S	TO	B	TP	Avg.	
									O-D-Tot	Avg.								
Clyde Drexler	70-70	2473	452-1059	427	106-334	317	277-346	.801	105-241-346	4.9	382	5.5	193-0	126	189	42	1287	18.4
Hakeem Olajuwon	47-45	1633	306-633	483	0-3	.000	160-212	.755	116-344-460	9.8	143	3.0	152-0	84	126	96	772	16.4
Kevin Willis	81-74	2528	531-1041	510	10-17	1.43	242-305	.793	232-447-679	8.4	78	1.0	235-1	55	170	38	1305	16.1
Charles Barkley	68-41	2243	361-744	485	18-84	214	296-397	.746	241-553-794	11.7	217	3.2	187-2	71	147	28	1036	15.2
Matt Maloney	78-78	2217	239-586	408	126-346	364	65-78	.833	16-126-142	1.0	219	2.8	99-0	62	107	5	669	8.6
Eddie Johnson	75-1	1490	227-544	417	66-198	333	113-136	.831	50-103-153	2.0	89	1.2	89-0	32	62	3	633	8.4
Mario Elie	73-59	1988	206-456	452	55-189	291	145-174	.833	39-117-156	2.1	221	3.0	115-0	81	100	8	612	8.4
Matt Bullard	67-24	1190	175-389	450	96-231	416	20-27	.741	25-121-146	2.2	60	0.9	104-0	31	39	24	466	7.0
Othella Harrington	58-3	903	129-266	485	0-1	.000	92-122	.754	73-134-207	3.6	24	0.4	112-1	10	47	27	350	6.0
Rodrick Rhodes	58-13	1070	112-305	367	2-8	250	111-180	.617	28-42-70	1.2	110	1.9	125-0	62	97	10	337	5.8
Brent Price	72-2	1332	128-310	413	73-187	390	77-98	.786	37-70-107	1.5	192	2.7	163-3	52	111	4	406	5.6
Emanuel Davis	45-0	599	63-142	444	27-72	375	31-37	.838	10-37-47	1.0	59	1.3	55-0	17	52	3	184	4.1
Joe Stephens	7-0	37	10-28	357	3-10	300	4-6	.667	3-3-6	0.9	1	0.1	2-0	2	2	0	27	3.9
Charles Jones	24-0	127	7-10	700	0-0	.000	1-2	500	12-12-24	1.0	5	0.2	22-0	1	4	6	15	0.6
ROCKETS	82	19830	2946-6513	452	573-1670	343	1634-2120	.771	987-2350-3337	40.7	1799	22.0	1653-7	686	1298	294	8099	98.8
OPPONENTS	82	19830	3173-6769	469	409-1120	365	1406-1891	.744	1041-2326-3367	41.1	1914	23.2	1747-11	732	1170	365	8161	99.5

Date	Opponent	Score	Record	Date	Opponent	Score	Record
Oct. 31	Cleveland	W94-86	1-0	29	Orlando	L88-95	20-22
Nov. 2	at Sacramento	W93-77	2-0	31	at Philadelphia	W102-86	21-22
4	at Seattle	L94-118	2-1	Feb. 1	at Boston	L96-107	21-23
5	at L.A. Clippers	W124-110	3-1	3	Vancouver	W110-97	22-23
7	Portland	L85-86	3-2	5	at Detroit	L92-104	22-24
12	Philadelphia	L100-114	3-3	10	Seattle	W97-83	23-24
14	L.A. Lakers	L103-113 (2OT)	3-4	12	at Vancouver	W112-103	24-24
16	at Phoenix	L94-96	3-5	13	at Portland	L81-105	24-25
18	New York	W95-84	4-5	15	at L.A. Lakers	W90-88	25-25
20	Toronto	W127-97	5-5	16	at L.A. Clippers	W121-99	26-25
22	Golden State	W90-84	6-5	19	Detroit	W100-90	27-25
28	at Portland	W98-89	7-5	20	at Minnesota	L95-100 (OT)	27-26
29	at Golden State	W107-100	8-5	22	at New York	L74-92	27-27
Dec. 2	Denver	W112-101	9-5	24	at Washington	L112-124	27-28
4	Atlanta	W94-87	10-5	26	Minnesota	W118-98	28-28
6	Dallas (Mexico City)	W108-106	11-5	Mar. 1	Utah	L100-106	28-29
9	San Antonio	W108-78	12-5	3	L.A. Clippers	W107-97	29-29
12	at L.A. Lakers	L102-119	12-6	5	Miami	L93-117	29-30
14	at Vancouver	L105-110	12-7	7	at Phoenix	W108-89	30-30
16	Vancouver	W118-91	13-7	9	at Utah	L93-100	30-31
19	Sacramento	W116-98	14-7	10	Dallas	W97-91	31-31
20	at San Antonio	L87-100	14-8	12	New Jersey	W115-104	32-31
22	L.A. Lakers	L83-94	14-9	14	Sacramento	W89-86	33-31
25	at Utah	L103-107	14-10	17	Milwaukee	W96-91	34-31
27	Washington	W111-101	15-10	19	Boston	W105-96	35-31
29	Charlotte	L101-120	15-11	21	at Dallas	W103-95	36-31
Jan. 2	at Denver	W116-115 (OT)	16-11	24	at Milwaukee	L108-118	36-32
3	Portland	L95-97	16-12	25	at Indiana	W86-81	37-32
5	at Toronto	W120-96	17-12	27	at Orlando	L75-100	37-33
6	at Cleveland	L70-100	17-13	29	at Miami	L77-109	37-34
8	Indiana	L80-87	17-14	31	Phoenix	L86-97	37-35
10	Utah	L84-111	17-15	Apr. 2	Golden State	L94-104	37-36
13	Dallas	W100-87	18-15	3	at Atlanta	L87-107	37-37
16	Minnesota	L115-116 (OT)	18-16	5	Chicago	L94-109	37-38
18	at Chicago	L100-106	18-17	7	at Denver	W104-87	38-38
19	Seattle	L80-114	18-18	9	at Golden State	W93-89	39-38
21	at New Jersey	L112-117 (OT)	18-19	10	at Sacramento	W97-85	40-38
22	at Charlotte	L86-93	18-20	12	at Seattle	L95-103	40-39
24	San Antonio	W112-87	19-20	14	Denver	W94-88	41-39
26	at San Antonio	L90-115	19-21	17	at Minnesota	L95-102	41-40
27	L.A. Clippers	W115-109	20-21	19	Phoenix	L93-123	41-41

1998-99 Houston Rockets

(31-19, 3rd Midwest)

Final Statistics

Player	G-S	Min	FGM-A	Pct.	3PM-A	Pct.	FTM-A	Pct.	Rebounds		PF-D	S	TO	B	TP	Avg.		
									O-D-Tot	Avg.								
Hakeem Olajuwon	50-50	1784	373-725	.514	4-13	.308	195-272	.717	106-372-478	9.6	88	1.8	160-3	82	139	123	945	18.9
Charles Barkley	42-40	1526	240-502	.478	4-25	.160	192-267	.719	167-349-516	12.3	192	4.6	89-0	43	100	13	676	16.1
Scottie Pippen	50-50	2011	261-604	.432	72-212	.340	132-183	.721	63-260-323	6.5	293	5.9	118-0	98	159	37	726	14.5
Michael Dickerson	50-50	1558	215-462	.465	71-164	.433	46-72	.639	26-57-83	1.7	95	1.9	90-0	27	66	11	547	10.9
Sam Mack (TOT)	44-15	1083	167-384	.435	87-219	.397	51-58	.879	14-81-95	2.2	55	1.3	94-1	35	33	4	472	10.7
Sam Mack (HOU)	25-0	506	81-172	.471	45-111	.405	23-28	.821	7-35-42	1.7	32	1.3	41-0	15	13	3	230	9.2
Cuttino Mobley	49-37	1456	172-405	.425	53-148	.358	90-110	.818	22-89-111	2.3	121	2.5	98-0	44	79	23	487	9.9
Othella Harrington	41-10	903	156-304	.513	0-0	—	88-122	.721	72-174-246	6.0	15	0.4	103-0	6	61	25	400	9.8
Brent Price	40-6	806	100-207	.483	46-112	.411	46-61	.754	18-60-78	2.0	113	2.8	90-0	33	65	1	292	7.3
Eddie Johnson	3-0	18	6-13	.462	0-1	.000	0-0	—	0-2-2	0.7	1	0.3	3-0	0	2	0	12	4.0
Bryce Drew	34-0	441	47-129	.364	16-49	.327	8-8	1.000	3-29-32	0.9	52	1.5	61-2	12	31	4	118	3.5
Rodrick Rhodes	3-0	33	2-8	.250	0-0	—	5-6	.833	2-2-4	1.3	1	0.3	5-0	1	5	0	9	3.0
Matt Bullard	41-0	413	43-114	.377	24-62	.387	7-10	.700	9-33-42	1.0	18	0.4	28-0	13	14	4	117	2.9
Antoine Carr	18-0	152	21-52	.404	0-1	.000	5-7	.714	9-22-31	1.7	9	0.5	31-0	1	9	10	47	2.6
Anthony Miller	29-0	249	28-60	.467	0-1	.000	14-22	.636	26-41-67	2.3	7	0.2	34-0	7	9	5	70	2.4
Stanley Roberts	6-0	33	5-13	.385	0-0	—	4-8	.500	4-7-11	1.8	0	0.0	2-0	0	4	1	14	2.3
Matt Maloney	15-7	186	5-28	.179	1-15	.067	10-11	.909	2-8-10	0.7	21	1.4	7-0	4	14	0	21	1.4
ROCKETS	50	12075	1755-3798	.462	336-914	.368	865-1187	.729	536-1540-2076	61.5	1058	21.2	960-5	386	812	260	4711	94.2
OPPONENTS	50	12075	1793-4136	.434	230-645	.357	779-1062	.734	664-1391-2055	41.1	1034	20.7	1030-2	441	653	245	4595	91.9

Date	Opponent	Score	Record	Date	Opponent	Score	Record
Feb. 5	at L.A. Lakers	L91-99	0-1	22	Sacramento	W110-100	17-9
6	at Golden State	W86-84	1-1	24	at Dallas	W88-78	18-9
8	Denver	W99-80	2-1	25	Toronto	W113-104	19-9
10	Sacramento	W92-82	3-1	27	at Golden State	W87-86	20-9
11	at Dallas	W105-95	4-1	28	at Sacramento	W107-93	21-9
16	Phoenix	W109-92	5-1	30	at L.A. Clippers	W104-95	22-9
17	at Minnesota	L102-116	5-2	Apr. 1	at Utah	L87-88	22-10
18	at New Jersey	W93-92 (OT)	6-2	4	at Seattle	L84-101	22-11
20	at Miami	L71-81	6-3	6	Golden State	W111-74	23-11
21	at Orlando	L83-109	6-4	8	San Antonio	L83-92	23-12
23	Seattle	W98-86	7-4	11	at Utah	L76-85	23-13
25	Atlanta	L87-93	7-5	12	at Minnesota	W95-90	24-13
27	at Vancouver	W86-74	8-5	14	Vancouver	W102-85	25-13
28	at L.A. Lakers	L90-106	8-6	15	Portland	W86-76	26-13
Mar. 2	San Antonio	L82-99	8-7	18	at San Antonio	L83-86	26-14
4	L.A. Clippers	W96-77	9-7	19	Seattle	W120-113	27-14
6	at Vancouver	W107-92	10-7	21	Dallas	L95-109	27-15
7	at Portland	L71-111	10-8	23	at L.A. Clippers	L101-106 (OT)	27-16
9	Denver	W84-75	11-8	25	at Phoenix	L71-95	27-17
11	Vancouver	W102-91	12-8	26	L.A. Lakers	W102-80	28-17
13	Cleveland	W100-89	13-8	29	Dallas	L81-91	28-18
14	at Phoenix	L90-104	13-9	30	Utah	L78-91	28-19
16	Portland	W101-93	14-9	May 2	L.A. Clippers	W110-84	29-19
17	at Denver	W114-109	15-9	4	Minnesota	W100-83	30-19
20	Phoenix	W103-93 (OT)	16-9	5	at Denver	W95-88	31-19

1999-2000 Houston Rockets

(34-48, 6th Midwest)

Final Statistics

Player	G-S	Min	FGM-A	Pct.	3PM-A	Pct.	FTM-A	Pct.	Rebounds		Avg.	A	Avg.	PF-D	S	TO	B	TP	Avg.
									O-D-Tot	Avg.									
Steve Francis	77-77	2776	497-1117	.445	107-310	.345	287-365	.786	152-257	409	5.3	507	6.6	231-2	118	306	29	1388	18.0
Cutino Mobley	81-8	2496	437-1016	.430	104-292	.356	299-353	.847	59-229	288	3.6	208	2.6	171-0	87	186	32	1277	15.8
Charles Barkley	20-18	620	106-222	.477	6-26	.231	71-110	.645	71-138	209	10.5	63	3.2	48-0	14	44	4	289	14.5
Shandon Anderson	82-82	2700	368-778	.473	79-225	.351	194-253	.767	91-293	384	4.7	239	2.9	182-0	96	194	32	1009	12.3
Walt Williams	76-66	1859	312-681	.458	102-261	.391	101-123	.821	69-237	306	4.0	157	2.1	190-2	49	113	44	827	10.9
Hakeem Olajuwon	44-28	1049	193-421	.458	0-2	.000	69-112	.616	65-209	274	6.2	61	1.4	88-0	41	73	70	455	10.3
Kelvin Calo	65-32	1581	216-402	.537	0-4	.000	135-208	.649	102-287	389	6.0	26	0.4	175-1	33	71	124	567	8.7
Kenny Thomas	72-29	1797	212-531	.399	32-122	.262	138-209	.660	147-290	437	6.1	113	1.6	167-0	54	112	22	594	8.3
Carlos Rogers	53-15	1101	170-324	.525	1-14	.071	81-137	.591	98-177	275	5.2	42	0.8	77-0	14	63	34	422	8.0
"Moochie" Norris	30-0	502	69-159	.434	12-29	.414	57-73	.781	16-52	68	2.3	94	3.1	32-0	23	30	1	207	6.9
Matt Bullard	56-27	1024	139-340	.409	79-177	.446	25-30	.833	13-125	138	2.5	63	1.1	85-0	19	36	13	382	6.8
Bryce Drew	72-5	1293	168-413	.383	59-163	.362	45-53	.849	23-80	103	1.4	162	2.3	79-0	41	66	1	420	5.8
Tony Massenburg	10-0	109	16-36	.444	0-0	—	14-16	.875	7-20	27	2.7	3	0.3	13-0	2	9	5	46	4.6
Thomas Hamilton	22-7	273	35-79	.443	0-0	—	12-23	.522	31-59	90	4.1	15	0.7	25-0	4	28	14	82	3.7
Anthony Miller	35-14	476	52-97	.536	0-0	—	26-51	.510	49-115	164	4.7	16	0.5	68-1	11	19	10	130	3.7
Bill Curley	4-0	50	6-11	.545	0-0	—	0-0	—	4-4	8	2.0	0	0.0	10-1	2	4	0	12	3.0
Devin Gray	21-2	124	15-37	.405	0-0	—	19-29	.655	11-14	25	1.2	5	0.2	22-0	5	4	3	49	2.3
ROCKETS	82	19830	3001-6664	.450	581-1625	.358	1573-2145	.733	1008-2586	3594	43.8	1774	21.6	1663-7	613	1425	438	8156	99.5
OPPONENTS	82	19830	3226-7074	.456	350-990	.354	1425-1829	.779	1027-2451	3478	42.4	1863	22.7	1833-17	735	1126	433	8227	100.3

Date	Opponent	Score	Record	Date	Opponent	Score	Record
Nov. 2	Milwaukee	L93-98	0-1	27	Golden State	L110-115	16-26
4	at Utah	L82-98	0-2	28	at Denver	L98-104	16-27
5	San Antonio	L85-95	0-3	30	L.A. Lakers	W89-83	17-27
8	Orlando	L97-102	0-4	Feb. 1	Charlotte	W99-83	18-27
10	L.A. Lakers	L88-89	0-5	3	Philadelphia	W109-106	19-27
12	at L.A. Lakers	W97-81	1-5	4	at Minnesota	L85-102	19-28
13	at Golden State	W103-95	2-5	6	at Detroit	L105-109	19-29
15	Indiana	L87-96	2-6	8	Cleveland	W91-83	20-29
16	at Dallas	L95-114	2-7	9	at Atlanta	L100-116	20-30
18	Sacramento	L110-128	2-8	15	Detroit	W107-102	21-30
20	at Seattle	L107-110	2-9	18	at San Antonio	L92-116	21-31
21	at Sacramento	L105-110	2-10	20	San Antonio	L111-113 (OT)	21-32
23	Dallas	W119-99	3-10	22	at Charlotte	L97-102	21-33
26	at Portland	L88-91 (OT)	3-11	24	Denver	L97-106	21-34
29	at Vancouver	W118-110 (OT)	4-11	27	at L.A. Lakers	L85-101	21-35
Dec. 1	at Phoenix	L122-128 (2OT)	4-12	28	at L.A. Clippers	W96-77	22-35
2	at L.A. Clippers	W109-96	5-12	Mar. 2	Sacramento	W102-99	23-35
4	Phoenix	W105-95	6-12	4	New Jersey	W99-92 (OT)	24-35
6	Vancouver	W102-99	7-12	7	Phoenix	L101-108	24-36
8	at Philadelphia	L73-83	7-13	9	at Utah	L82-101	24-37
10	at Boston	L96-100	7-14	11	Minnesota	L86-100	24-38
11	at New Jersey	L94-106	7-15	14	at New York	L85-91	24-39
14	New York	L90-101	7-16	16	at Milwaukee	L96-106	24-40
15	at San Antonio	L77-83	7-17	17	at Indiana	L102-111	24-41
18	Boston	W100-94	8-17	19	at Toronto	L98-100	24-42
21	Portland	L79-89	8-18	20	at Cleveland	L85-98	24-43
23	Washington	W105-89	9-18	23	L.A. Clippers	W110-95	25-43
26	at Washington	L92-103	9-19	24	at Orlando	L96-112	25-44
28	Toronto	L99-100	9-20	26	Chicago	W123-78	26-44
30	L.A. Clippers	W122-100	10-20	28	Golden State	W121-86	27-44
Jan. 4	Seattle	L96-103	10-21	30	at Minnesota	L90-122	27-45
6	at Miami	L99-111	10-22	Apr. 1	Atlanta	W115-93	28-45
8	Utah	L87-103	10-23	4	at Vancouver	L100-102	28-46
11	at Sacramento	L93-110	10-24	5	at Portland	W118-105	29-46
13	at Golden State	W108-100	11-24	7	at Seattle	W119-116	30-46
15	at Chicago	W93-90	12-24	9	Utah	W99-90	31-46
17	at Dallas	W121-111	13-24	11	at Denver	W103-93	32-46
18	Portland	W90-89	14-24	13	Dallas	W111-102	33-46
20	Denver	W122-115	15-24	16	Seattle	L112-121	33-47
23	Miami	W101-88	16-24	18	at Phoenix	W107-98	34-47
25	Minnesota	L84-92	16-25	19	Vancouver	L92-96	34-48

2000-2001 Houston Rockets

(45-37, 5th Midwest)

Final Statistics

Player	G-S	Min	FG-A	Pct.	3PM-A	Pct.	FTM-A	Pct.	Rebounds			PF-D	S	TO	B	TP	Avg.	
									O-D-Tot	Avg.	A							
Steve Francis	80-79	3194	550-1219	.451	133-336	.396	358-438	.817	190-363-553	6.9	517	6.5	274-7	141	265	31	1591	19.9
Cuttino Mobley	79-49	3002	527-1214	.434	90-252	.357	394-474	.831	83-314-397	5.0	195	2.5	169-1	84	165	26	1538	19.5
Maurice Taylor	69-69	1972	390-797	.489	0-4	.000	119-162	.735	109-269-378	5.5	104	1.5	208-3	28	125	38	899	13.0
Hakeem Olajuwon	58-55	1545	283-568	.498	0-1	.000	123-198	.621	124-307-431	7.4	72	1.2	141-0	70	81	88	689	11.9
Shandon Anderson	82-82	2396	263-590	.446	46-170	.271	138-188	.734	72-261-333	4.1	189	2.3	202-0	82	131	40	710	8.7
Walt Williams	72-31	1583	202-513	.394	98-248	.395	97-126	.770	31-214-245	3.4	97	1.3	153-2	30	73	28	599	8.3
Kenny Thomas	74-21	1820	206-465	.443	25-92	.272	91-126	.722	122-295-417	5.6	77	1.0	178-4	40	116	43	528	7.1
"Moochie" Norris	82-6	1654	184-413	.446	25-89	.281	151-194	.778	44-154-198	2.4	283	3.5	84-0	69	107	2	544	6.6
Matt Bullard	61-5	1000	129-305	.423	86-213	.404	10-14	.714	22-108-130	2.1	42	0.7	76-0	10	12	9	354	5.8
Kelvin Cato	35-13	624	64-111	.577	0-0	—	37-57	.649	47-94-141	4.0	11	0.3	89-1	13	25	31	165	4.7
Carlos Rogers	39-0	544	75-110	.682	0-1	.000	29-52	.558	48-91-139	3.6	9	0.2	33-0	10	17	18	179	4.6
Jason Collier	23-0	222	27-71	.380	0-1	.000	17-24	.708	12-25-37	1.6	6	0.3	27-1	2	11	3	71	3.1
Dan Langhi	33-0	241	37-99	.374	0-1	.000	16-29	.552	13-28-41	1.2	4	0.1	16-0	7	8	1	90	2.7
Sean Colson (TOT)	13-0	44	6-24	.250	1-5	.200	2-4	.500	2-4-6	0.5	10	0.8	6-0	1	2	0	15	1.2
Sean Colson (HOU)	10-0	30	6-19	.316	1-4	.250	2-4	.500	2-1-3	0.3	7	0.7	6-0	1	0	0	15	1.5
Anthony Miller	1-0	3	0-0	—	0-0	—	0-0	—	0-0-0	0.0	0	0.0	1-0	0	0	0	0	0.0
ROCKETS	82	19830	2943-6494	.453	504-1412	.357	1582-2086	.758	919-2524-3443	42.0	1613	19.7	1657-19	587	1204	358	7972	97.2
OPPONENTS	82	19830	3020-6733	.449	359-1015	.354	1385-1862	.744	988-2420-3408	41.6	1735	21.2	1771-17	605	1092	400	7784	94.9

Date	Opponent	Score	Record	Date	Opponent	Score	Record
Oct. 31	Minnesota	L98-106	0-1	24	Philadelphia	L84-85 (OT)	20-22
Nov. 2	Milwaukee	W115-93	1-1	26	Vancouver	W106-89	21-22
4	at L.A. Clippers	L74-77	1-2	27	at Charlotte	W110-97	22-22
5	at Phoenix	L99-104	1-3	30	Miami	L85-103	22-23
7	L.A. Lakers	W84-74	2-3	Feb. 1	L.A. Clippers	L84-101	22-24
9	Vancouver	W85-78	3-3	3	at San Antonio	L88-90	22-25
11	at Portland	L88-111	3-4	5	New York	W100-86	23-25
12	at L.A. Lakers	L99-105	3-5	7	at Philadelphia	W112-87	24-25
14	Chicago	W110-83	4-5	8	at Detroit	W103-90	25-25
16	Charlotte	W84-80	5-5	13	Washington	W99-89	26-25
18	Phoenix	W94-89	6-5	16	at Orlando	L93-108	26-26
21	at Indiana	W101-89	7-5	17	Cleveland	W92-80	27-26
22	at Boston	L81-96	7-6	20	Boston	W101-84	28-26
25	at Miami	W91-80	8-6	21	at Minnesota	W89-83	29-26
28	Sacramento	L81-88	8-7	23	Orlando	W105-95	30-26
30	at Denver	W109-105 (OT)	9-7	26	Portland	L89-95	30-27
Dec. 2	Portland	L85-96	9-8	28	at Chicago	W95-78	31-27
5	Dallas	W109-102	10-8	Mar. 1	at Milwaukee	W108-91	32-27
8	at Sacramento	L98-111	10-9	3	at Dallas	L95-100	32-28
9	at Seattle	W111-104	11-9	7	at Atlanta	W104-98	33-28
11	at Vancouver	W82-75	12-9	8	L.A. Clippers	W99-87	34-28
14	at Golden State	W98-95	13-9	10	Golden State	W86-81	35-28
16	Denver	L100-102	13-10	11	at Phoenix	L92-94	35-29
19	San Antonio	L79-86	13-11	13	Indiana	W127-118 (3OT)	36-29
21	L.A. Lakers	L94-99	13-12	15	New Jersey	W108-106	37-29
23	Golden State	L87-95	13-13	17	San Antonio	W103-99	38-29
26	at San Antonio	L95-103	13-14	20	at Sacramento	L109-125	38-30
27	Seattle	L92-107	13-15	22	at L.A. Clippers	L92-97	38-31
30	at Dallas	W114-99	14-15	24	at Seattle	L90-93	38-32
Jan. 1	at Minnesota	L96-106	14-16	27	Utah	W109-86	39-32
2	at Cleveland	W100-95	15-16	29	Phoenix	L85-90	39-33
4	Detroit	W107-97	16-16	31	at Washington	W96-86	40-33
6	Utah	L97-99	16-17	Apr. 1	at New Jersey	L98-101	40-34
9	at Toronto	W110-91	17-17	3	Dallas	L97-109	40-35
11	at New York	W76-75	18-17	5	Seattle	W91-88	41-35
13	Sacramento	L81-84	18-18	7	Atlanta	W110-97	42-35
15	at Utah	L104-116 (OT)	18-19	9	at Utah	L81-96	42-36
16	Toronto	W114-99	19-19	10	Denver	L99-100	42-37
18	at Golden State	W112-104	20-19	13	at Portland	W109-103	43-37
19	at L.A. Lakers	L101-114	20-20	14	at Vancouver	W100-95	44-37
23	at Denver	L100-105	20-21	17	Minnesota	W114-87	45-37

2001-2002 Houston Rockets

(28-54, 5th Midwest)

Final Statistics

Player	G-S				FGM-A				FTM-A				Rebounds		A		PF-D	S	TO	B	TP	Avg.
	Min		Pct.	3PM-A	Pct.		Pct.	O-D-Tot	Avg.		Avg.											
Cuttino Mobley	74-74	3116	595-1358	438	149-377	395	267-314	.850	63-237-300	4.1	187	2.5	189-3	109	180	37	1606	21.7				
Steve Francis	57-56	2343	420-1007	417	68-210	324	326-422	.773	102-299-401	7.0	362	6.4	172-2	71	221	25	1234	21.6				
Kenny Thomas	72-71	2484	396-829	478	0-16	0.00	223-336	.664	158-358-516	7.2	137	1.9	195-5	85	143	66	1015	14.1				
Walt Williams	48-25	1117	166-396	419	78-183	426	40-51	.784	37-125-162	3.4	69	1.4	106-0	18	53	10	450	9.4				
Eddie Griffin	73-24	1896	244-666	366	90-273	330	64-86	.744	117-299-416	5.7	53	0.7	117-1	17	47	134	642	8.8				
Glen Rice	20-20	606	65-167	389	18-64	281	24-30	.800	5-42-47	2.4	31	1.6	34-0	12	24	3	172	8.6				
"Moochie" Norris	82-26	2249	251-631	398	36-134	269	127-169	.751	73-173-246	3.0	403	4.9	130-0	81	156	4	665	8.1				
Kelvin Cato	75-73	1917	190-326	583	0-1	0.00	113-194	.582	176-349-525	7.0	29	0.4	208-5	40	53	95	493	6.6				
Kevin Willis	52-5	865	125-284	440	0-1	0.00	65-87	.747	105-194-299	5.8	14	0.3	98-0	25	41	23	315	6.1				
Oscar Torres	65-13	1075	135-341	396	37-126	294	82-105	.781	47-75-122	1.9	40	0.6	64-0	25	49	9	389	6.0				
Jason Collier	25-2	365	41-95	432	0-1	0.00	24-32	.750	31-51-82	3.3	9	0.4	40-0	6	13	4	106	4.2				
Terence Morris	68-12	1110	111-289	384	15-78	192	18-28	.643	77-134-211	3.1	64	0.9	72-1	21	45	27	255	3.8				
Dan Langhi	34-8	434	49-125	392	1-4	250	8-11	.727	22-45-67	2.0	14	0.4	25-0	8	9	5	107	3.1				
Tierre Brown	40-1	403	49-115	426	4-12	333	21-28	.750	12-30-42	1.1	70	1.8	26-0	19	40	3	123	3.1				
ROCKETS	82	19980	2837-6629	428	496-1480	335	1402-1893	.741	1025-2411-3436	41.9	1482	18.1	1476-17	537	1156	445	7572	92.3				
OPPONENTS	82	19980	3191-6875	464	370-1028	360	1221-1623	.752	1045-2507-3552	43.3	1838	22.4	1647-7	576	988	415	7973	97.2				

Date	Opponent	Score	Record	Date	Opponent	Score	Record
Oct. 30	Atlanta	W89-84 (OT)	1-0	22	Dallas	L107-113	13-29
Nov. 1	L.A. Clippers	W98-92 (OT)	2-0	24	New Jersey	L98-103	13-30
3	Minnesota	L88-90	2-1	26	at Charlotte	W111-104 (OT)	14-30
4	at Phoenix	W103-100	3-1	29	Golden State	W100-96 (OT)	15-30
6	Denver	W99-93	4-1	31	at Dallas	L91-95	15-31
8	Philadelphia	W77-72	5-1	Feb. 1	Charlotte	L72-73	15-32
9	at Denver	L81-108	5-2	4	Utah	W104-97	16-32
13	at San Antonio	L86-90	5-3	6	at Cleveland	L109-111	16-33
15	L.A. Lakers	L97-98 (OT)	5-4	12	Memphis	W85-78	17-33
17	Dallas	W124-87	6-4	16	Orlando	L100-109	17-34
19	at Sacramento	L77-113	6-5	18	at Washington	W102-89	18-34
20	at Portland	W94-87	7-5	20	at Milwaukee	L76-115	18-35
23	at Seattle	L81-99	7-6	21	Minnesota	W89-83	19-35
25	at L.A. Clippers	L83-90	7-7	23	Boston	W99-89	20-35
27	Sacramento	L84-89	7-8	26	L.A. Clippers	L84-94	20-36
30	at Memphis	L85-102	7-9	Mar. 2	at Phoenix	W104-97	21-36
Dec. 1	San Antonio	L75-85	7-10	3	at L.A. Lakers	L79-95	21-37
3	at New York	L86-89	7-11	5	Toronto	W112-109	22-37
4	at Chicago	L75-103	7-12	7	at San Antonio	L97-99	22-38
6	Washington	L82-85	7-13	8	Golden State	L95-108	22-39
8	at Minnesota	L97-107	7-14	10	Utah	W95-92	23-39
9	at Detroit	L77-105	7-15	12	Seattle	W101-98	24-39
11	Cleveland	L102-107	7-16	13	at Minnesota	W96-95	25-39
13	at Indiana	L106-108 (OT)	7-17	16	Chicago	L112-114 (2OT)	25-40
15	Miami	L73-76	7-18	18	at L.A. Clippers	L86-93	25-41
18	Portland	L92-101	7-19	19	at Sacramento	L87-110	25-42
20	L.A. Lakers	L101-107	7-20	22	at Seattle	L82-112	25-43
22	Milwaukee	W115-110	8-20	24	at Golden State	W116-104	26-43
26	Phoenix	L91-97	8-21	26	at Utah	L105-109	26-44
28	at Golden State	W100-93	9-21	28	Sacramento	L74-101	26-45
30	at L.A. Lakers	L90-114	9-22	30	Phoenix	L88-90	26-46
Jan. 3	Detroit	W99-97	10-22	Apr. 2	Seattle	W100-98	27-46
5	Indiana	L79-81	10-23	4	San Antonio	L78-102	27-47
8	New York	W88-86	11-23	5	at Memphis	L81-99	27-48
10	at Utah	L79-83	11-24	8	at Orlando	L74-83	27-49
12	Denver	W98-86	12-24	9	at Miami	L117-120 (OT)	27-50
15	at Philadelphia	L106-112 (OT)	12-25	11	at Dallas	W98-95 (OT)	28-50
16	at Toronto	L103-109	12-26	12	Portland	L79-80	28-51
18	at Boston	W104-101	13-26	14	Memphis	L95-98	28-52
19	at New Jersey	L90-99	13-27	16	at Denver	L70-101	28-53
21	at Atlanta	L91-95	13-28	17	at Portland	L79-92	28-54

2002-2003 Houston Rockets

(43-39, 5th Midwest)

Final Statistics

Player	G-S	Min	FGM-A	Pct.	3PM-A	Pct.	FTM-A	Pct.	Rebounds		PF-D	S	TO	B	TP	Avg.			
									O-D-Tot	Avg.									
Steve Francis	81-81	3318	571-1312	.435	85-240	.354	476-595	.800	159-340	499	6.2	502	6.2	251-2	141	299	41	1703	21.0
Cuttino Mobley	73-73	3044	463-1067	.434	112-318	.352	242-282	.858	70-233	303	4.2	208	2.8	185-0	95	166	36	1280	17.5
Yao Ming	82-72	2382	401-805	.498	1-2	.500	301-371	.811	196-479	675	8.2	137	1.7	230-1	31	173	147	1104	13.5
James Posey (TOT)	83-71	2518	309-752	.411	70-229	.306	205-246	.833	90-336	426	5.1	184	2.2	197-1	106	144	15	893	10.8
James Posey (HOU)	58-47	1646	188-428	.439	46-141	.326	119-144	.826	52-229	281	4.8	106	1.8	134-0	77	78	9	541	9.3
Kenny Thomas	20-14	586	82-190	.432	0-0	—	33-45	.733	45-92	137	6.9	39	2.0	49-0	16	40	6	197	9.9
Glen Rice	62-26	1532	196-457	.429	101-254	.398	63-83	.759	28-126	154	2.5	65	1.0	99-0	23	55	5	556	9.0
Eddie Griffin	77-66	1890	271-678	.400	64-192	.333	58-94	.617	138-323	461	6.0	86	1.1	136-1	52	76	111	664	8.6
Maurice Taylor	67-9	1377	231-535	.432	0-2	.000	100-138	.725	95-143	238	3.6	66	1.0	151-0	22	100	22	562	8.4
Kelvin Cato	73-5	1247	133-256	.520	0-4	.000	66-124	.532	132-296	428	5.9	20	0.3	176-0	38	56	85	332	4.5
"Moochie" Norris	82-3	1375	134-330	.406	11-45	.244	78-114	.684	37-122	159	1.9	196	2.4	72-0	55	86	4	357	4.4
Terence Morris	49-0	632	82-176	.466	7-32	.219	11-14	.786	40-88	128	2.6	25	0.5	35-0	8	29	17	182	3.7
Jason Collier	13-3	104	17-36	.472	0-0	—	2-2	1.000	12-17	29	2.2	1	0.1	10-0	2	2	1	36	2.8
Juaquin Hawkins	58-10	685	57-148	.385	10-24	.417	10-20	.500	16-62	78	1.3	47	0.8	57-0	29	29	6	134	2.3
Bostjan Nachbar	14-1	77	11-31	.355	2-10	.200	5-10	.500	3-8	11	0.8	3	0.2	13-0	2	6	2	29	2.1
Tito Maddox	9-0	35	3-12	.250	0-3	.000	5-8	.625	1-6	7	0.8	5	0.2	4-0	3	3	1	11	1.2
ROCKETS	82	19930	2840-6461	.440	439-1267	.346	1569-2044	.768	1024-2564	3588	43.8	1506	18.4	1602-4	594	1276	493	7688	93.8
OPPONENTS	82	19930	2891-6681	.433	386-1113	.347	1399-1805	.775	979-2353	3332	40.6	1683	20.5	1794-14	663	1082	381	7567	92.3

Date	Opponent	Score	Record	Date	Opponent	Score	Record
Oct. 30	at Indiana	L82-91	0-1	26	at Chicago	L98-100	23-19
Nov. 1	at Denver	W83-74	1-1	27	at Memphis	W100-95	24-19
2	Toronto	W88-76	2-1	29	Dallas	L81-104	24-20
5	Seattle	L97-104	2-2	31	Minnesota	W121-101	25-20
9	Golden State	W111-104	3-2	Feb. 2	Sacramento	W105-89	26-20
12	Portland	W86-83	4-2	4	at Minnesota	L89-103	26-21
15	at Phoenix	L87-88	4-3	5	at Cleveland	L102-105	26-22
17	at L.A. Lakers	W93-89	5-3	11	Utah	L101-103 (OT)	26-23
19	Cleveland	W97-80	6-3	12	at Utah	W106-76	27-23
21	at Dallas	L90-103	6-4	14	Miami	L82-94	27-24
22	Washington	W93-86	7-4	18	at L.A. Lakers	L99-106 (2OT)	27-25
24	at L.A. Clippers	L89-90	7-5	19	at Phoenix	W107-89	28-25
26	at Portland	L71-77	7-6	21	Dallas	L85-100	28-26
27	at Golden State	W91-84	8-6	22	Memphis	W93-82	29-26
29	at Seattle	W83-72	9-6	24	at Boston	W101-95 (OT)	30-26
Dec. 1	at Sacramento	L84-103	9-7	25	at New York	L95-102	30-27
3	San Antonio	W89-75	10-7	27	at Washington	L98-100 (OT)	30-28
6	at New Orleans	L96-98 (OT)	10-8	Mar. 2	San Antonio	L88-97	30-29
7	Philadelphia	W97-72	11-8	4	at Detroit	L83-96	30-30
10	Sacramento	W103-96	12-8	5	at Toronto	W97-95	31-30
13	at Memphis	L109-114 (OT)	12-9	8	New Jersey	W83-71	32-30
14	L.A. Clippers	L83-94	12-10	12	L.A. Clippers	W118-114 (OT)	33-30
16	at Miami	W105-100 (OT)	13-10	14	Chicago	W121-91	34-30
18	Indiana	W95-83	14-10	16	Phoenix	W85-75	35-30
20	Atlanta	W101-82	15-10	18	at Seattle	L94-100	35-31
21	at Minnesota	L86-98	15-11	19	at Portland	L83-94	35-32
23	Utah	L91-96	15-12	21	at Golden State	W117-107	36-32
27	New York	L83-99	15-13	23	at Sacramento	L108-109	36-33
29	New Orleans	W97-85	16-13	24	at L.A. Clippers	W108-90	37-33
31	Milwaukee	W103-80	17-13	26	L.A. Lakers	L93-96	37-34
Jan. 4	Golden State	L84-86	17-14	27	at San Antonio	L85-98	37-35
7	Minnesota	W94-86	18-14	29	Denver	W102-89	38-35
8	at Orlando	W91-81	19-14	31	at New Jersey	L86-110	38-36
10	at Atlanta	L75-84	19-15	Apr. 2	at Milwaukee	L99-106	38-37
11	Denver	W87-85	20-15	4	at Philadelphia	W88-79	39-37
13	Boston	W101-92	21-15	6	Orlando	W114-93	40-37
15	Phoenix	W102-96	22-15	8	Portland	L66-81	40-38
17	L.A. Lakers	W108-104 (OT)	23-15	9	at Utah	L73-94	40-39
20	at San Antonio	L82-87	23-16	12	Seattle	W101-86	41-39
21	at Dallas	L86-107	23-17	15	Memphis	W97-86	42-39
24	Detroit	L74-98	23-18	16	at Denver	W89-84	43-39

History

2003-2004 Houston Rockets

(45-37, 5th Midwest)

Final Statistics

Player	G-S	Min	FGM-A	Pct.	3PM-A	Pct.	FTM-A	Pct.	Rebounds										
									O-D-Tot	Avg.	A	Avg.	PF-D	S	TO	B	TP	Avg.	
Yao Ming	82-82	2692	535-1025	522	0-2	0.00	361-446	809	197-538-735	9.0	122	1.5	273-4	22	204	156	1431	17.5	
Steve Francis	79-79	3194	450-1117	403	73-250	292	337-435	775	116-317-433	5.5	493	6.2	257-3	139	294	35	1310	16.6	
Cuttino Mobley	80-80	3229	460-1081	426	164-420	390	176-217	811	40-322-362	4.5	258	3.2	179-0	107	180	33	1260	15.8	
Jim Jackson	80-80	3119	382-900	424	162-405	400	107-127	843	52-435-487	6.1	226	2.8	227-1	86	175	23	1033	12.9	
Maurice Taylor	75-10	2081	367-765	480	0-2	0.00	128-174	736	131-253-384	5.1	107	1.4	253-5	43	149	47	862	11.5	
Kelvin Cato	69-67	1743	161-360	447	0-0	—	96-142	676	153-319-472	6.8	72	1.0	203-0	52	84	96	418	6.1	
C. Weatherspoon (TOT)	52-1	868	104-211	493	0-1	0.00	53-72	736	74-130-204	3.9	30	0.6	75-0	30	35	15	261	5.0	
C. Weatherspoon (HOU)	37-0	652	86-171	503	0-1	0.00	35-53	660	60-94-154	4.2	17	0.5	56-0	22	26	13	207	5.6	
Eric Piatkowski	49-0	703	72-191	377	43-122	352	14-16	875	10-63-73	1.5	26	0.5	42-0	16	29	5	201	4.1	
Scott Padgett	58-5	547	74-167	443	28-65	431	24-32	750	46-93-139	2.4	23	0.4	73-0	12	22	13	200	3.4	
Torraye Braggs	11-0	132	13-28	464	0-0	—	8-12	667	15-19-34	3.1	6	0.5	21-0	4	12	2	34	3.1	
Bostjan Nachbar	45-3	516	47-132	356	23-63	365	21-29	724	8-62-70	1.6	30	0.7	72-1	14	23	14	138	3.1	
"Moochie" Norris	30-0	401	27-87	310	8-23	348	18-24	750	2-28-30	1.0	48	1.6	16-0	16	30	2	80	2.7	
Mark Jackson	42-3	577	34-100	340	7-41	171	28-39	718	10-60-70	1.7	119	2.8	41-0	17	53	1	103	2.5	
Mike Wilks	26-0	145	17-36	472	6-10	600	10-12	833	3-13-16	0.6	17	0.7	15-0	3	7	0	50	1.9	
Alton Ford	9-0	41	6-11	545	0-0	—	3-6	500	3-8-11	1.2	3	0.3	9-0	0	3	1	15	1.7	
Charles Oakley	7-0	25	2-6	333	0-0	—	5-6	833	0-5-5	0.7	2	0.3	8-0	0	1	0	9	1.3	
Adrian Griffin	19-1	133	5-18	278	1-2	500	0-4	0.00	1-18-19	1.0	10	0.5	17-0	7	3	2	11	0.4	
ROCKETS	82	19930	2738-6195	442	515-1406	366	1371-1774	773	847-2647-3494	42.6	1579	19.3	1762-14	560	1373	443	7362	89.8	
OPPONENTS	82	19930	2636-6405	412	457-1227	372	1491-2024	737	907-2351-3258	39.7	1689	20.6	1695-16	710	1103	359	7220	88.0	

Date	Opponent	Score	Record	Date	Opponent	Score	Record
Oct. 30	Denver	W102-85	1-0	23	at Indiana	W78-74	25-17
Nov. 1	Memphis	W81-79	1-1	25	at Orlando	W99-87	26-17
3	at Chicago	W98-66	2-1	26	at Miami	L81-95	26-18
4	at New Jersey	W86-75	3-1	28	Sacramento	L94-99	26-19
8	Orlando	W96-86	4-1	31	New Jersey	L77-88	26-20
11	Miami	W90-70	5-1	Feb. 2	at Phoenix	L79-99	26-21
13	at Dallas	L86-97	5-2	4	Milwaukee	W103-89	27-21
14	Phoenix	W90-85	6-2	6	Chicago	W82-80	28-21
16	at Toronto	L97-101 (2OT)	6-3	7	at Atlanta	W86-77	29-21
17	at Philadelphia	W74-66	7-3	9	San Antonio	L82-85	29-22
19	Golden State	W85-83	8-3	11	L.A. Lakers	W102-87	30-22
21	at Portland	L78-85	8-4	17	Washington	W107-81	31-22
24	at L.A. Clippers	W105-90	9-4	21	at Dallas	L88-97	31-23
26	at Utah	L76-83	9-5	22	Atlanta	W123-121 (3OT)	32-23
28	at Sacramento	L74-103	9-6	24	at San Antonio	L77-86	32-24
29	at Seattle	L88-95	9-7	25	Cleveland	W90-84	33-24
Dec. 3	Utah	W107-101 (OT)	10-7	27	Portland	W89-85	34-24
5	at New Orleans	W83-74	11-7	29	Seattle	L80-97	34-25
6	Detroit	W86-80	12-7	Mar. 3	L.A. Lakers	L93-96	34-26
9	Portland	W93-91	13-7	5	at Minnesota	W112-109	35-26
11	San Antonio	L67-71	13-8	7	Dallas	W101-98	36-26
13	at San Antonio	L73-86	13-9	9	L.A. Clippers	W90-85	37-26
16	at Minnesota	L75-92	13-10	11	New Orleans	W97-86	38-26
17	at Cleveland	W89-85	14-10	13	Memphis	W88-80	39-26
19	L.A. Clippers	W99-85	15-10	15	Phoenix	L97-99 (OT)	39-27
20	at Phoenix	L87-102	15-11	19	at Golden State	L84-90	39-28
23	Indiana	L71-79	15-12	21	at Sacramento	L95-100	39-29
25	at L.A. Lakers	W99-87	16-12	22	at Portland	W93-85 (OT)	40-29
26	at Denver	L94-95	16-13	24	Toronto	W90-89 (OT)	41-29
29	Seattle	L86-87	16-14	26	at Memphis	L86-109	41-30
31	Philadelphia	W80-72	17-14	28	at Milwaukee	W111-107 (OT)	42-30
Jan. 3	Utah	W84-63	18-14	29	Minnesota	L88-94	42-31
5	Golden State	W83-65	19-14	Apr. 1	at L.A. Lakers	L85-93	42-32
7	at Detroit	L66-85	19-15	2	at Denver	L100-110	42-33
8	at New York	W111-79	20-15	4	Sacramento	L94-99	42-34
11	Boston	L93-97	20-16	6	at Golden State	L90-97	42-35
13	at Washington	W93-80	21-16	7	at L.A. Clippers	W102-79	43-35
14	at Boston	W95-80	22-16	9	Denver	W106-103	44-35
17	Minnesota	W95-76	23-16	10	at Utah	L69-82	44-36
19	at Memphis	L83-88	23-17	12	at Seattle	W111-107	45-36
21	New York	W86-71	24-17	14	Dallas	L89-92	45-37

2004-2005 Houston Rockets

(51-31, 3rd Southwest)

Final Statistics

Player	G-S	Min	FGM-A	Pct.	3PM-A	Pct.	FTM-A	Pct.	Rebounds	Avg.	A	Avg.	PF-D	S	TO	B	TP	Avg.	
																			O-D
Tracy McGrady	78-78	3182	715-1660	.431	142-435	.326	431-557	.774	71-413	44.8	6.2	44.8	5.7	167-0	135	201	52	2003	25.7
Yao Ming	80-80	2447	538-975	.552	0-0	—	389-497	.783	208-461	66.9	8.4	61	0.8	298-8	34	196	160	1465	18.3
Jim Jackson	24-24	290	118-283	.417	54-147	.367	30-33	.909	10-105	11.5	4.8	86	3.6	67-1	23	56	1	320	13.3
David Wesley (TOT)	80-79	2774	334-840	.398	118-315	.375	162-189	.857	38-190	22.3	2.9	265	3.3	215-2	96	113	9	948	11.9
David Wesley (HOU)	54-53	1840	201-498	.404	90-235	.383	95-113	.841	26-117	14.3	2.6	156	2.9	150-2	61	59	8	587	10.9
Mike James (TOT)	74-5	1859	331-751	.441	100-259	.386	109-145	.752	35-173	20.8	2.8	263	3.6	174-2	65	106	6	871	11.8
Mike James (HOU)	27-5	692	125-291	.433	42-107	.393	42-55	.764	12-74	9.6	3.2	78	2.9	60-0	25	26	2	336	2.4
Bob Sura	61-59	1922	215-504	.427	55-155	.355	141-188	.750	79-254	33.7	5.3	317	5.2	168-2	65	147	7	628	10.3
Juwana Howard	61-47	1624	244-541	.451	0-1	.000	97-115	.843	126-220	34.6	5.7	94	1.5	140-3	32	79	5	585	9.6
Maurice Taylor	38-16	905	127-292	.435	3-8	.375	39-60	.650	41-123	16.4	4.3	53	1.4	123-3	16	63	12	296	7.8
Jon Barry (TOT)	69-2	1505	161-368	.438	71-165	.430	62-71	.873	26-133	15.9	2.3	167	2.4	95-0	60	67	9	455	6.6
Jon Barry (HOU)	53-2	1230	130-291	.447	60-133	.451	52-58	.897	22-116	13.8	2.6	139	2.6	67-0	46	53	7	372	7.0
Tyronn Lue	21-3	479	48-122	.393	15-45	.333	14-18	.778	0-40	4.0	1.9	58	2.8	28-0	8	24	0	125	6.0
Charlie Ward	14-13	360	24-77	.312	16-51	.314	11-13	.846	6-33	3.9	2.8	43	3.1	22-0	15	18	0	75	5.4
Scott Padgett	66-0	942	98-233	.421	50-126	.397	29-40	.725	47-138	18.5	2.8	55	0.8	119-0	33	30	0	275	4.2
Dikembe Mutombo	80-2	1212	108-217	.498	0-0	—	106-143	.741	150-276	42.6	5.3	10	0.1	135-1	16	51	101	322	4.0
Clarence Weatherspoon	40-18	525	47-114	.412	0-0	—	29-35	.829	35-87	12.2	3.1	17	0.4	74-1	9	15	6	123	3.1
Bostjan Nachbar	16-2	204	15-43	.349	10-21	.476	9-12	.750	4-26	3.0	1.9	9	0.6	30-0	1	5	0	49	3.1
Reece Gaines	10-0	108	10-27	.370	3-12	.250	3-4	.750	0-11	1.1	3	0.3	12-0	3	4	0	26	2.6	
"Moochie" Norris (TOT)	38-0	360	35-109	.321	0-2	.000	20-24	.833	10-36	4.6	1.2	39	1.0	44-0	18	27	2	90	2.4
"Moochie" Norris (HOU)	6-0	39	3-16	.188	0-0	—	2-2	1.000	1-3	0.7	5	0.8	2-0	1	2	0	8	1.3	
Andre Barrett	27-0	314	20-69	.290	9-37	.243	7-10	.700	5-14	1.9	0.7	42	1.6	35-0	14	16	0	56	2.1
Rod Strickland	15-2	196	9-43	.209	1-2	.500	9-10	.900	3-24	2.7	1.7	39	2.4	15-0	3	16	2	28	1.8
Ryan Bowen	66-6	604	47-111	.423	3-6	.500	14-21	.667	21-55	7.6	1.2	18	0.3	61-0	23	7	5	111	1.7
Vin Baker (TOT)	27-0	204	13-42	.310	0-1	.000	17-22	.773	17-22	3.9	1.4	10	0.4	38-0	2	17	4	35	1.3
Vin Baker (HOU)	3-0	13	0-4	.000	0-0	—	2-2	1.000	0-2	0.7	1	0.3	7-0	0	2	0	2	0.7	
Torraye Braggs	7-0	24	3-7	.429	0-0	—	0-0	—	7-5	1.2	1.7	0	0.0	4-0	0	2	0	6	0.9
Brandin Knight	1-0	3	0-1	.000	0-0	—	0-0	—	0-0	0.0	1	1.0	0-0	0	0	0	0	0	0.0
ROCKETS	82	19855	2846-6419	.443	553-1521	.364	1551-1986	.781	874-2601	34.75	42.4	1733	21.1	1807-18	563	1135	378	7796	95.1
OPPONENTS	82	19855	2720-6423	.423	454-1343	.338	1571-2116	.742	892-2444	33.36	40.7	1696	20.7	1773-16	607	1087	335	7465	91.0

Date	Opponent	Score	Record	Date	Opponent	Score	Record
Nov. 2	at Detroit	L79-87	0-1	24	Orlando	W89-78	23-19
3	at Toronto	L88-95	0-2	26	at New Orleans	W82-77	24-19
5	at Memphis	W89-81	1-2	28	Sacramento	L111-117 (OT)	24-20
6	Sacramento	W104-101 (OT)	2-2	30	at Miami	L95-104	24-21
9	Memphis	W90-87	3-2	31	at Boston	W97-94	25-21
11	Minnesota	L91-96	3-3	Feb. 2	at Philadelphia	W118-95	26-21
13	L.A. Lakers	L79-84	3-4	4	at Minnesota	W119-113 (OT)	27-21
15	at New Jersey	W80-69	4-4	6	L.A. Lakers	W103-102	28-21
16	at Atlanta	L84-88	4-5	9	Chicago	W105-92	29-21
18	New York	L92-93	4-6	11	at Indiana	W91-83	30-21
20	at L.A. Clippers	W91-86 (OT)	5-6	13	Portland	W81-80	31-21
21	at Portland	W97-93	6-6	15	Washington	W123-93	32-21
23	at Sacramento	L96-102	6-7	22	Seattle	L85-87	32-22
26	at Utah	L80-90	6-8	23	at San Antonio	L81-99	32-23
27	Denver	L76-82	6-9	27	Utah	L92-99	32-24
30	Detroit	L72-93	6-10	Mar. 1	at Chicago	W119-89	33-24
Dec. 2	at Dallas	L106-113 (OT)	6-11	2	at Washington	L98-101	33-25
4	Philadelphia	W77-76	7-11	6	Dallas	W90-69	34-25
7	New Orleans	W89-81	8-11	8	at Seattle	W97-95	35-25
9	San Antonio	W81-80	9-11	11	at Phoenix	W127-107	36-25
11	Dallas	L78-102	9-12	13	at Sacramento	W111-96	37-25
15	Atlanta	W92-69	10-12	14	at Golden State	W97-94	38-25
17	Golden State	W100-83	11-12	16	Portland	W108-77	39-25
18	at Charlotte	L100-101 (OT)	11-13	18	Boston	L92-103	39-26
20	Toronto	W114-102	12-13	20	at Minnesota	L86-94	39-27
22	Charlotte	L87-90	12-14	22	Miami	W84-82	40-27
26	L.A. Clippers	W96-79	13-14	24	Cleveland	W99-80	41-27
28	at Milwaukee	L87-115	13-15	25	at New Orleans	W81-68	42-27
29	at Cleveland	W98-87	14-15	27	at San Antonio	L70-83	42-28
31	Milwaukee	W105-90	15-15	28	at Utah	W99-85	43-28
Jan. 2	Utah	W99-80	16-15	30	at Portland	W100-84	44-28
5	Phoenix	L98-108	16-16	Apr. 1	New Orleans	L73-76	44-29
7	at L.A. Lakers	L104-111	16-17	3	Phoenix	L78-91	44-30
9	at Denver	W116-98	17-17	5	at Golden State	L117-122	44-31
12	at Dallas	W124-114	18-17	7	at L.A. Lakers	W114-100	45-31
13	New Jersey	W94-85 (OT)	19-17	9	at Phoenix	W98-97	46-31
15	San Antonio	W73-67	20-17	11	at Seattle	W90-78	47-31
17	at Memphis	L80-99	20-18	13	Memphis	W100-92	48-31
18	Indiana	L74-87	20-19	16	Denver	W115-87	49-31
20	at Orlando	W108-99	21-19	18	L.A. Clippers	W115-90	50-31
21	at New York	W92-91	22-19	20	Seattle	W106-78	51-31

History

2005-2006 Houston Rockets

(34-48, 5th Southwest)

Final Statistics

Player	G-S	Min	FGM-A	Pct.	3PM-A	Pct.	FTM-A	Pct.	Rebounds		PF-D	S	TO	B	TP	Avg.		
									O-D-Tot	Avg.								
Tracy McGrady	47-47	1745	410-1011	40.6	73-234	31.2	254-340	74.7	46-261-307	6.5	225	4.8	88-0	59	120	41	1147	24.4
Yao Ming	57-57	1949	467-900	51.9	0-1	0.000	337-395	85.3	148-433-581	10.2	85	1.5	195-4	30	147	94	1271	22.3
Rafael Alston	63-63	2431	280-738	37.9	102-312	32.7	99-143	69.2	36-219-255	4.0	425	6.7	194-3	101	157	15	761	12.1
Juwan Howard	80-80	2537	394-859	45.9	0-4	0.000	154-191	80.6	168-367-535	6.7	112	1.4	235-2	49	133	8	942	11.8
Derek Anderson	20-8	582	68-173	39.3	19-67	28.4	61-73	83.6	0-21-183	4.2	5.3	2.7	49-0	15	37	4	216	10.8
David Wesley	71-59	2372	226-561	40.3	99-271	36.5	151-187	80.7	24-154-178	2.5	204	2.9	212-3	59	120	6	702	9.9
Stromile Swift	66-5	1344	225-458	49.1	0-2	0.000	136-209	65.1	103-188-291	4.4	25	0.4	198-3	38	91	50	586	8.9
Luther Head	80-27	2310	254-630	40.3	113-313	36.1	86-123	69.9	33-233-266	3.3	215	2.7	169-2	89	119	9	707	8.8
Keith Bogans (TOT)	72-31	1912	215-544	39.5	65-200	32.5	127-186	68.3	55-200-255	3.5	128	1.8	167-1	71	90	9	622	8.6
Keith Bogans (HOU)	33-22	1064	101-256	39.5	32-102	31.4	47-81	58.0	26-123-149	4.5	83	2.5	89-1	32	49	6	281	8.5
Gerald Fitch (TOT)	18-1	239	30-89	33.7	7-26	26.9	17-23	73.9	7-23-30	1.7	33	1.8	28-0	7	15	5	84	4.7
Jon Barry	20-0	342	25-65	38.5	12-32	37.5	24-29	82.8	1-30-31	1.6	26	1.3	25-0	13	22	1	86	4.3
Chuck Hayes	40-0	535	59-105	56.2	0-1	0.000	29-45	64.4	67-112-179	4.5	14	0.3	76-2	26	12	14	147	3.7
Lonny Baxter	23-0	281	33-72	45.8	0-0	0.000	16-19	84.2	38-46-84	3.7	2	0.1	48-1	9	13	7	82	3.6
Richie Fraham (TOT)	33-0	342	39-100	39.0	23-70	32.9	7-10	70.0	3-30-33	1.0	21	0.6	30-0	4	8	2	108	3.3
Richie Fraham (HOU)	8-0	117	15-35	42.9	8-22	36.4	4-5	80.0	0-10-10	1.3	6	0.8	8-0	1	4	0	42	5.3
Stephen Graham	6-0	38	6-16	37.5	1-5	20.0	4-4	100.0	1-6-7	1.2	3	0.5	5-0	2	5	0	17	2.8
Dikembe Mutombo	64-23	955	50-95	52.6	0-0	0.000	69-91	75.8	100-206-306	4.8	4	0.1	128-0	17	35	57	169	2.6
John Lucas III	13-0	107	14-36	38.9	2-9	22.2	0-0	0.000	2-3-5	0.4	12	0.9	6-0	5	7	0	30	2.3
"Moochie" Norris	29-0	241	26-65	40.0	0-5	0.000	13-17	76.5	9-25-34	1.2	29	1.0	31-0	14	16	1	65	2.2
Rick Brunson (TOT)	27-0	247	21-54	38.9	5-13	38.5	7-12	58.3	1-21-22	0.8	35	1.3	22-0	8	22	1	54	2.0
Rick Brunson (HOU)	23-0	215	16-46	34.8	5-12	41.7	7-12	58.3	1-19-20	0.9	33	1.4	21-0	8	19	1	44	1.9
Ryan Bowen	68-19	652	37-124	29.8	3-22	13.6	11-14	78.6	31-57-88	1.3	24	0.4	85-0	21	13	6	88	1.3
Maciej Lampe (TOT)	6-0	28	2-11	18.2	0-0	0.000	0-2	0.000	4-5-15	1.5	2	0.3	2-0	0	3	0	4	1.0
Maciej Lampe (HOU)	4-0	12	2-7	28.6	0-0	0.000	0-2	0.000	3-2-5	1.3	0	0.0	0-0	0	2	0	4	0.7
Josh Davis	1-0	0	0-0	0.000	0-0	0.000	0-0	0.000	0-0-0	0.0	0	0.0	1-0	0	0	0	0	0.0
ROCKETS	82	19830	2708-6252	43.3	469-1414	33.2	1502-1980	75.9	849-2565-3414	41.6	1580	19.3	1863-21	588	1193	320	7387	90.1
OPPONENTS	82	19830	2708-6310	42.9	541-1465	36.9	1560-2135	73.1	874-2477-3351	40.9	1647	20.1	1716-14	582	1094	373	7517	91.7

Date	Opponent	Score	Record	Date	Opponent	Score	Record
Nov. 2	Sacramento	W98-89	1-0	27	Minnesota	L92-96	15-27
5	N.O./Okla. City	L84-91	1-1	29	Miami	L95-101	15-28
8	Orlando	L74-76	1-2	30	at Memphis	L77-86	15-29
10	at Miami	L84-88	1-3	Feb. 1	Milwaukee	W86-84	16-29
12	at New Jersey	W99-91	2-3	3	Seattle	W100-77	17-29
13	at Boston	L82-102	2-4	5	at New York	W93-89	18-29
15	at Minnesota	W94-89	3-4	6	at Philadelphia	W87-81	19-29
17	at San Antonio	L80-86	3-5	8	L.A. Lakers	L78-89	19-30
18	Detroit	L70-78	3-6	11	Utah	W102-88	20-30
20	at Indiana	L74-85	3-7	12	New York	W90-83	21-30
22	at Dallas	L93-102	3-8	14	at L.A. Clippers	W128-97	22-30
23	Phoenix	L88-100	3-9	16	at Phoenix	L75-109	22-31
25	at Memphis	L81-86	3-10	22	L.A. Clippers	W106-102	23-31
26	Chicago	L89-94	3-11	24	Golden State	W91-88	24-31
29	Atlanta	W100-85	4-11	26	at Orlando	W89-84	25-31
3	Memphis	L75-90	4-12	27	Phoenix	L94-111	25-32
6	Boston	W91-73	5-12	Mar. 1	Philadelphia	L101-106	25-33
8	at Sacramento	W106-95	6-12	3	Denver	W89-78	26-33
11	at Portland	W100-86	7-12	5	Portland	W102-84	27-33
14	at Golden State	W111-105 (OT)	8-12	7	at Minnesota	W93-87	28-33
15	at Seattle	W104-98	9-12	8	Indiana	W103-99	29-33
17	at L.A. Clippers	L81-89	9-13	12	at San Antonio	L81-88	29-34
18	at L.A. Lakers	W76-74	10-13	13	New Jersey	L77-90	29-35
21	Toronto	L81-94	10-14	15	Dallas	L81-95	29-36
23	at Denver	L86-108	10-15	18	San Antonio	L77-92	29-37
27	Utah	L74-82	10-16	20	L.A. Clippers	L91-99	29-38
28	at N.O./Okla. City (Okla. City)	L90-92	10-17	21	at Dallas	L72-88	29-39
31	Golden State	L89-94	10-18	23	at N.O./Okla. City (Okla. City)	W93-92	30-39
Jan. 3	at Washington	W123-111	11-18	26	Cleveland	L102-104 (OT)	30-40
5	at Cleveland	W90-81	12-18	29	Seattle	W115-87	31-40
6	at Toronto	L92-112	12-19	31	Washington	W105-103	32-40
8	Denver	L90-92	12-20	2	at L.A. Lakers	L88-104	32-41
10	at Charlotte	L106-111 (2OT)	12-21	4	at Seattle	L87-104	32-42
11	Sacramento	L80-88	12-22	5	at Portland	L75-76	32-43
14	N.O./Okla. City	L80-86	12-23	7	at Golden State	W100-93	33-43
16	at Atlanta	L83-94	12-24	9	at Sacramento	L77-86	33-44
18	Dallas	L76-103	12-25	10	at Utah	L83-85	33-45
20	at Chicago	W109-108 (2OT)	13-25	12	Minnesota	L79-82	33-46
22	at Detroit	L97-99	13-26	15	Memphis	L81-93	33-47
23	at Milwaukee	W97-80	14-26	17	at Denver	W86-83	34-47
25	Charlotte	W102-78	15-26	19	San Antonio	L87-89	34-48

2006-2007 Houston Rockets

(52-30, 3rd Southwest)

Final Statistics

Player	G-S	Min	FGM-A	Pct.	3PM-A	Pct.	FTM-A	Pct.	Rebounds		A	Avg.	PF-D	S	TO	B	TP	Avg.
									O-D-Tot	Avg.								
Yao Ming	48-48	1624	423-819	.516	0-2	.000	356-413	.862	101-351-452	9.4	94	2.0	159-0	17	167	94	1202	25.0
Tracy McGrady	71-71	2539	638-1480	.431	128-381	.331	345-488	.707	56-322-378	5.3	458	6.5	136-0	92	213	36	1747	24.6
Rafer Alston	82-82	3040	383-1020	.375	192-529	.363	130-177	.734	29-253-282	3.4	444	5.4	195-3	129	170	10	1088	13.3
Luther Head	80-10	2211	306-700	.437	177-401	.441	83-105	.790	31-221-252	3.2	194	2.4	133-1	76	137	5	872	10.9
Shane Battier	82-82	2988	292-654	.446	157-373	.421	88-113	.779	67-271-338	4.1	175	2.1	190-1	79	72	60	829	10.1
Juwan Howard	80-38	2123	309-665	.465	0-0	—	155-188	.824	138-332-470	5.9	131	1.6	205-1	29	112	8	773	9.7
Bonzi Wells	28-1	590	85-207	.411	1-7	.143	46-82	.561	26-94-120	4.3	31	1.1	62-0	24	57	13	217	7.8
Chuck Hayes	78-43	1714	192-335	.573	0-0	—	55-89	.618	204-317-521	6.7	47	0.6	281-9	70	64	18	439	5.6
Kirk Snyder	39-1	563	66-146	.452	11-44	.250	49-75	.653	17-66-83	2.1	39	1.0	51-0	11	26	12	192	4.9
John Lucas III	47-0	383	62-156	.397	15-59	.254	15-19	.789	9-27-36	0.8	33	0.7	38-0	17	15	0	154	3.3
Dikembe Mutombo	75-33	1289	85-153	.556	0-0	—	60-87	.690	164-324-488	6.5	13	0.2	156-0	22	38	76	230	3.1
Vassilis Spanoulis	31-0	272	23-72	.319	5-29	.172	34-42	.810	5-17-22	0.7	28	0.9	33-1	7	29	1	85	2.7
Jake Tsakalidis (TOT)	36-7	390	29-72	.403	0-0	—	26-39	.667	42-62-104	2.9	5	0.1	51-0	8	24	12	84	2.3
Jake Tsakalidis (HOU)	13-0	132	9-22	.409	0-0	—	12-15	.800	18-22-40	3.1	3	0.2	17-0	1	3	1	30	2.3
Scott Padgett	24-0	198	15-49	.306	8-29	.276	6-11	.545	11-34-45	1.9	8	0.3	33-0	4	8	3	44	1.8
Steve Novak	35-1	191	18-50	.360	13-39	.333	2-2	1.000	4-22-26	0.7	6	0.2	21-0	5	4	0	51	1.5
ROCKETS	82	19855	2906-6528	.445	705-1893	.372	1436-1906	.753	880-2673-3553	43.3	1704	20.8	1710-16	583	1162	337	7953	97.0
OPPONENTS	82	19855	2793-6503	.429	472-1346	.351	1497-2000	.749	800-2548-3348	40.8	1588	19.4	1631-13	571	1163	353	7555	92.1

Date	Opponent	Score	Record	Date	Opponent	Score	Record
Nov. 1	at Utah	L97-107	0-1	24	at San Antonio	W90-85	26-16
4	Dallas	W107-76	1-1	26	Portland	W99-69	27-16
5	at N.O./Okla. City	L90-96	1-2	29	Philadelphia	W105-84	28-16
7	at Memphis	W86-80	2-2	31	Seattle	W112-102	29-16
8	at Milwaukee	W97-93	3-2	Feb. 3	N.O./Okla. City	L74-87	29-17
10	New York	W103-94	4-2	5	Minnesota	W105-77	30-17
12	at Miami	W94-72	5-2	6	at Memphis	W98-90	31-17
14	San Antonio	L84-92	5-3	9	at Dallas	L74-95	31-18
16	Chicago	W101-100	6-3	10	Charlotte	W104-83	32-18
18	at Detroit	L92-104	6-4	13	Sacramento	W109-104 (OT)	33-18
20	at New York	W97-90	7-4	15	Dallas	L77-80	33-19
22	Washington	W86-82	8-4	21	Miami	W112-102	34-19
25	Memphis	W85-76	9-4	23	at Atlanta	L99-105	34-20
28	Minnesota	W82-75	10-4	25	at Orlando	W97-93	35-20
29	at Phoenix	L91-102	10-5	26	Boston	L72-77	35-21
Dec. 2	Cleveland	W81-63	11-5	28	Toronto	L90-106	35-22
5	Golden State	W118-90	12-5	Mar. 2	at Denver	W108-97	36-22
6	at Minnesota	L84-90	12-6	3	San Antonio	L74-97	36-23
8	at Charlotte	W92-62	13-6	5	at Cleveland	L85-91	36-24
9	at Washington	W114-109	14-6	7	at Boston	W111-80	37-24
12	L.A. Lakers	L94-102	14-7	9	New Jersey	W112-91	38-24
14	at Golden State	L107-109	14-8	11	Orlando	W103-92	39-24
15	at L.A. Lakers	L101-112 (2OT)	14-9	12	at Phoenix	L82-103	39-25
17	at L.A. Clippers	W108-103	15-9	14	L.A. Clippers	W109-105	40-25
20	at Portland	L87-89	15-10	16	at Toronto	W114-100	41-25
22	at San Antonio	W97-78	16-10	18	at Philadelphia	W124-74	42-25
23	L.A. Clippers	L93-98	16-11	20	Indiana	W86-76	43-25
26	at Indiana	L76-81	16-12	22	Detroit	W91-85	44-25
27	at New Jersey	W96-71	17-12	25	at N.O./Okla. City (Okla. City)	L94-106	44-26
29	Atlanta	W94-68	18-12	26	Milwaukee	W106-87	45-26
31	Memphis	W111-109	19-12	28	at L.A. Clippers	W92-87	46-26
Jan. 3	Seattle	W103-96	20-12	30	at L.A. Lakers	W107-104 (OT)	47-26
5	Utah	W100-86	21-12	Apr. 1	Utah	L83-86	47-27
7	at Minnesota	L99-103 (OT)	21-13	4	Golden State	L99-110	47-28
8	at Chicago	W84-77	22-13	6	Portland	L78-85	47-29
10	L.A. Lakers	W102-77	23-13	8	at Sacramento	W112-106	48-29
12	at Denver	W90-86	24-13	9	at Seattle	W95-90	49-29
13	at Sacramento	W115-111 (OT)	25-13	11	at Portland	W99-95	50-29
16	at Dallas	L96-109	25-14	14	N.O./Okla. City	W123-112	51-29
17	Phoenix	L91-100	25-15	16	Phoenix	W120-117	52-29
20	Denver	L113-121 (OT)	25-16	18	at Utah	L91-101	52-30

History

2007-2008 Houston Rockets

(55-27, 3rd Southwest)

Final Statistics

Player	G-S	Min	FGM-A	Pct.	3PM-A	Pct.	FTM-A	Pct.	Rebounds		Avg.	A	Avg.	PF-D	S	TO	B	TP	Avg.
									O-D-Tot	Avg.									
Yao Ming	55-55	2044	432-852	507	0-2	000	345-406	850	172-422-594	10.8	129	2.3	171-2	25	183	111	1209	22.0	
Tracy McGrady	66-62	2440	548-1307	419	86-295	292	245-358	684	42-297-339	5.1	387	5.9	91-0	68	160	30	1427	21.6	
Rafer Alston	74-74	2526	364-924	394	143-407	351	98-137	715	28-232-260	3.5	392	5.3	139-0	98	160	18	969	13.1	
Luis Scola	82-39	2024	345-670	515	0-3	000	157-235	668	174-351-525	6.4	106	1.3	235-2	60	105	19	847	10.3	
Shane Battier	80-78	2907	265-619	428	139-369	377	75-101	743	131-276-407	5.1	155	1.9	196-2	77	78	90	744	9.3	
Bonzi Wells	51-7	1124	175-412	425	8-38	211	111-174	638	63-197-260	5.1	80	1.6	113-0	51	76	24	469	9.2	
Carl Landry	42-0	711	135-219	616	0-1	000	72-109	661	96-111-207	4.9	21	0.5	98-2	17	26	7	342	8.1	
Bobby Jackson (TOT)	72-5	1389	204-506	403	81-226	358	64-81	790	33-148-181	2.5	139	1.9	96-0	45	59	5	553	7.7	
Bobby Jackson (HOU)	26-5	498	88-210	419	28-82	341	24-32	750	10-61-71	2.7	63	2.4	37-0	13	28	2	228	8.8	
Luther Head	73-17	1379	206-477	432	79-225	351	66-81	815	18-117-135	1.8	138	1.9	75-0	44	70	9	557	7.6	
Mike James	33-1	537	79-226	350	24-74	324	33-42	786	11-41-52	1.6	54	1.6	44-0	17	29	2	215	6.5	
Steve Francis	10-3	199	19-57	333	4-17	235	13-23	565	8-15-23	2.3	30	3.0	25-1	9	14	5	55	5.5	
Aaron Brooks	51-0	608	93-225	413	36-109	330	42-49	857	13-43-56	1.1	87	1.7	69-0	13	44	5	264	5.2	
Gerald Green (TOT)	30-0	361	52-151	344	15-39	385	34-41	829	13-51-64	2.1	29	1.0	45-0	8	32	4	153	5.1	
Gerald Green (HOU)	1-0	4	3-3	1000	0-0	—	0-0	—	2-0-2	2.0	0	0.0	2-0	0	0	0	6	6.0	
Steve Novak	35-0	264	49-102	480	34-71	479	3-4	750	4-31-35	1.0	6	0.2	17-0	2	4	3	135	3.9	
Kirk Snyder	9-0	81	13-28	464	2-9	222	6-11	545	5-7-12	1.3	8	0.9	6-0	1	4	1	34	3.8	
Mike Harris	17-0	159	27-54	500	0-2	000	8-13	615	24-30-54	3.2	3	0.2	16-0	6	9	3	62	3.6	
Dikembe Mutombo	39-25	619	43-80	538	0-0	—	32-45	711	68-131-199	5.1	5	0.1	55-0	11	17	48	118	3.0	
Chuck Hayes	79-44	1575	113-221	511	0-3	000	11-24	458	132-295-427	5.4	91	1.2	212-2	85	62	43	237	3.0	
Justin Williams (TOT)	23-0	123	13-29	448	0-0	—	8-26	308	20-29-49	2.1	0	0.0	17-0	5	4	5	34	1.5	
Justin Williams (HOU)	1-0	6	1-3	333	0-0	—	1-4	250	1-0-1	1.0	0	0.0	3-0	0	1	0	3	3.0	
Bobby Jones	4-0	9	2-4	500	0-0	—	0-0	—	0-1-1	0.3	0	0.0	3-0	1	1	0	4	1.0	
Loren Woods	7-0	17	3-5	600	0-0	—	0-0	—	0-1-1	0.1	2	0.3	2-0	0	0	0	6	0.7	
ROCKETS	82	19730	3003-6698	448	583-1707	342	1342-1848	726	1002-2659-3661	44.6	1757	21.4	1609-11	598	1125	420	7931	96.9	
OPPONENTS	82	19730	2852-6594	433	433-1186	365	1410-1912	737	894-2441-3335	40.7	1548	18.9	1615-17	622	1094	379	7547	92.0	

Date	Opponent	Score	Record	Date	Opponent	Score	Record
Oct. 30	at L.A. Lakers	W95-93	1-0	23	at Seattle	W109-107	23-19
Nov. 1	at Utah	W106-95	2-0	25	at Portland	W89-79	24-19
3	Portland	W89-80	3-0	27	Utah	L89-97	24-20
5	at Dallas	L98-107	3-1	29	Golden State	W111-107	25-20
6	San Antonio	W89-81	4-1	Feb. 1	at Indiana	W106-103	26-20
9	Milwaukee	W104-88	5-1	2	at Milwaukee	W91-83	27-20
11	at Charlotte	W85-82	6-1	4	at Minnesota	W92-86	28-20
13	at Memphis	L99-105	6-2	7	Cleveland	W92-77	29-20
14	L.A. Lakers	L90-93	6-3	9	Atlanta	W108-89	30-20
16	at San Antonio	L84-90	6-4	11	Portland	W95-83	31-20
17	Phoenix	L105-115	6-5	13	Sacramento	W89-87	32-20
21	Dallas	L94-100	6-6	19	at Cleveland	W93-85	33-20
23	at Miami	L91-98	6-7	21	Miami	W112-100	34-20
24	Denver	W109-81	7-7	22	at New Orleans	W100-80	35-20
26	at L.A. Clippers	W88-71	8-7	24	Chicago	W110-97	36-20
28	at Phoenix	W100-94	9-7	26	Washington	W94-69	37-20
29	at Golden State	L94-113	9-8	29	Memphis	W116-95	38-20
Dec. 1	at Sacramento	L99-107	9-9	Mar. 2	Denver	W103-89	39-20
5	Memphis	W105-92	10-9	5	Indiana	W117-99	40-20
7	at New Jersey	W96-89	11-9	6	at Dallas	W113-98	41-20
9	at Toronto	L80-93	11-10	8	New Orleans	W106-96	42-20
10	at Philadelphia	L88-100	11-11	10	New Jersey	W91-73	43-20
12	Detroit	W80-77	12-11	12	at Atlanta	W83-75	44-20
15	Dallas	L83-96	12-12	14	Charlotte	W89-80	45-20
19	Orlando	L92-97	12-13	16	L.A. Lakers	W104-92	46-20
20	at Denver	L111-112 (2OT)	12-14	18	Boston	L74-94	46-21
22	at Chicago	W116-98	13-14	19	at New Orleans	L69-90	46-22
23	at Detroit	L82-94	13-15	21	at Golden State	W109-106	47-22
28	at Memphis	W103-83	14-15	22	at Phoenix	L113-122	47-23
29	Toronto	W91-79	15-15	24	Sacramento	W108-100	48-23
31	Golden State	L95-112	15-16	26	Minnesota	W97-86	49-23
Jan. 2	at Boston	L93-97	15-17	30	at San Antonio	L88-109	49-24
4	at Orlando	W96-94	16-17	Apr. 1	at Sacramento	L98-99	49-25
5	New York	W103-91	17-17	3	at Portland	W95-86	50-25
8	at Washington	W92-84	18-17	4	at Seattle	W79-66	51-25
9	at New York	W101-92	19-17	6	at L.A. Clippers	W105-79	52-25
11	Minnesota	W113-82	20-17	9	Seattle	W103-80	53-25
13	New Orleans	L82-87	20-18	11	Phoenix	W101-90	54-25
15	Philadelphia	L107-111	20-19	13	at Denver	L94-111	54-26
19	San Antonio	W83-81	21-19	14	at Utah	L96-105	54-27
21	Seattle	W96-89	22-19	16	L.A. Clippers	W93-75	55-27

2008-2009 Houston Rockets

(53-29, 2nd Southwest)

Final Statistics

Player	G-S	Min	FG-A	Pct.	3PM-A	Pct.	FTM-A	Pct.	Rebounds			PF-D	S	TO	B	TP	Avg.	
									O-D-Tot	Avg.	A Avg.							
Yao Ming	77-77	2589	566-1032	.548	1-1	1.000	381-440	.866	204-557-761	9.9	137	1.8	257-2	30	234	150	1514	19.7
Ron Artest	69-55	2452	416-1037	.401	153-383	.399	196-262	.748	65-294-359	5.2	229	3.3	155-2	105	140	24	1181	17.1
Tracy McGrady	35-35	1181	188-485	.388	44-117	.376	125-156	.801	20-134-154	4.4	175	5.0	38-0	42	69	15	545	15.6
Luis Scola	82-82	2488	424-799	.531	0-3	.000	196-258	.760	200-520-720	8.8	123	1.5	261-2	68	123	11	1044	12.7
Rafer Alston	48-48	1591	193-522	.370	80-230	.348	86-109	.789	25-119-144	3.0	258	5.4	72-0	57	88	7	552	11.5
Aaron Brooks	80-35	1998	316-783	.404	113-309	.366	149-172	.866	33-124-157	2.0	238	3.0	152-1	46	125	8	894	11.2
Von Wafer	63-11	1225	229-512	.447	64-164	.390	88-117	.752	19-94-113	1.8	71	1.1	71-0	40	59	8	610	9.7
Carl Landry	69-0	1467	240-418	.574	1-3	.333	157-193	.813	124-219-343	5.0	39	0.6	166-0	26	68	31	638	9.3
Kyle Lowry (TOT)	77-21	1679	189-434	.435	25-98	.255	181-226	.801	26-163-189	2.5	275	3.6	146-1	69	117	17	584	7.6
Kyle Lowry (HOU)	28-0	608	77-162	.475	8-29	.276	52-65	.800	13-65-78	2.8	97	3.5	57-0	21	38	9	214	7.6
Shane Battier	60-59	2031	145-354	.410	91-237	.384	55-67	.821	52-233-285	4.8	137	2.3	114-0	48	49	54	436	7.3
Luther Head	22-4	322	39-101	.386	14-38	.368	14-16	.875	3-24-27	1.2	35	1.6	15-0	6	16	1	106	4.8
Brent Barry	56-1	857	70-172	.407	49-131	.374	19-20	.950	17-77-94	1.7	78	1.4	45-0	24	48	3	208	3.7
Brian Cook (TOT)	30-0	171	28-76	.368	13-30	.433	5-6	.833	7-25-32	1.1	5	0.2	26-0	3	13	3	74	2.5
Brian Cook (HOU)	9-0	25	5-16	.313	2-5	.400	0-0	—	1-4-5	0.6	1	0.1	3-0	0	2	3	12	1.3
Dikembe Mutombo	9-2	96	5-13	.385	0-0	—	6-9	.667	12-21-33	3.7	0	0.0	11-0	0	6	11	16	1.8
James White	4-0	11	3-5	.600	1-2	.500	0-0	—	0-0-0	0.0	1	0.3	2-0	1	3	1	7	1.8
Chuck Hayes	71-1	858	42-113	.372	0-4	.000	7-19	.368	74-176-250	3.5	42	0.6	134-2	34	25	19	91	1.3
Joey Dorsey	3-0	6	1-2	.500	0-0	—	0-0	—	0-1-1	0.3	1	0.3	0-0	0	0	0	2	0.7
ROCKETS	82	19805	2959-6526	.453	621-1656	.375	1531-1903	.805	862-2662-3524	43.0	1662	20.3	1553-9	548	1158	355	8070	98.4
OPPONENTS	82	19805	2991-6735	.444	464-1298	.357	1296-1730	.749	873-2399-3272	39.9	1620	19.8	1689-13	588	1012	435	7742	94.4

Date	Opponent	Score	Record	Date	Opponent	Score	Record
Oct. 29	Memphis	W82-71	1-0	19	Denver	W115-113	26-16
30	at Dallas	W112-102	2-0	21	Utah	W108-99	27-16
Nov. 1	Oklahoma City	W89-77	3-0	23	at Indiana	L102-107	27-17
4	Boston	L99-103	3-1	25	at Detroit	W108-105	28-17
6	at Portland	L99-101 (OT)	3-2	26	at New York	L98-104	28-18
7	at L.A. Clippers	W92-83	4-2	28	Philadelphia	L93-95	28-19
9	at L.A. Lakers	L82-111	4-3	31	Golden State	W110-93	29-19
12	at Phoenix	W94-82	5-3	Feb. 3	Chicago	W107-100	30-19
14	at San Antonio	L75-77	5-4	4	at Memphis	L93-104	30-20
15	New Orleans	W91-82	6-4	7	Minnesota	W107-90	31-20
17	at Oklahoma City	W100-89	7-4	9	at Milwaukee	L112-124	31-21
19	Dallas	L86-96	7-5	11	Sacramento	W94-82	32-21
21	at Washington	W103-91	8-5	17	New Jersey	W114-88	33-21
22	at Orlando	W100-95	9-5	20	Dallas	W93-86	34-21
24	at Miami	W107-98	10-5	22	Charlotte	W99-78	35-21
26	Indiana	L90-91	10-6	24	Portland	W98-94	36-21
29	San Antonio	W103-84	11-6	26	Cleveland	W93-74	37-21
30	at Denver	L94-104	11-7	28	at Chicago	L102-105	37-22
Dec. 3	L.A. Clippers	W103-96	12-7	Mar. 1	at Minnesota	W105-94	38-22
5	Golden State	W131-112	13-7	3	Toronto	W107-97	39-22
8	at Memphis	L97-109	13-8	4	at Utah	L94-101	39-23
9	Atlanta	W92-84	14-8	6	Phoenix	W116-112	40-23
12	at Golden State	W119-108	15-8	8	Memphis	W93-83	41-23
13	at L.A. Clippers	L82-95	15-9	9	at Denver	W97-95	42-23
16	Denver	W108-96	16-9	11	L.A. Lakers	L96-102	42-24
19	Sacramento	W107-96	17-9	13	at Charlotte	W91-86	43-24
20	at Minnesota	W109-102	18-9	14	San Antonio	L85-88	43-25
22	at New Jersey	W114-91	19-9	16	at New Orleans	W95-84	44-25
23	at Cleveland	L90-99	19-10	18	Detroit	W106-101 (2OT)	45-25
26	at New Orleans	L79-88	19-11	20	Minnesota	W107-88	46-25
27	Utah	W120-115 (2OT)	20-11	22	at San Antonio	W87-85	47-25
29	Washington	L87-89	20-12	24	at Utah	L86-99	47-26
31	Milwaukee	W85-81	21-12	28	L.A. Clippers	W110-93	48-26
Jan. 2	at Toronto	L73-94	21-13	Apr. 1	at Phoenix	L109-114	48-27
3	at Atlanta	L100-103	21-14	3	at L.A. Lakers	L81-93	48-28
6	at Philadelphia	L96-104	21-15	5	Portland	W102-88	49-28
7	at Boston	W89-85	22-15	7	Orlando	W93-83	50-28
9	at Oklahoma City	W98-96	23-15	9	at Sacramento	W115-98	51-28
10	New York	W96-76	24-15	10	at Golden State	W113-109	52-28
13	L.A. Lakers	L100-105	24-16	13	New Orleans	W86-66	53-28
17	Miami	W93-86	25-16	15	at Dallas	L84-95	53-29

2009-2010 Houston Rockets

(42-40, 3rd Southwest)

Final Statistics

Player											Rebounds		Avg.		PF-D	S	TO	B	TP	Avg.
	G-S	Min	FGM-A	Pct.	3PM-A	Pct.	FTM-A	Pct.	O-D-Tot	A	Avg.	A	Avg.							
Kevin Martin (TOT)	46-43	1633	289-693	.417	70-210	.333	298-340	.876	29-135-164	3.6	111	2.4	96-0	46	92	6	946	20.6		
Aaron Brooks	24-22	859	154-354	.435	31-100	.310	171-185	.924	9-61-70	2.9	54	2.3	45-0	23	57	2	510	21.3		
Luis Scola	82-82	2671	560-1090	.514	1-5	200	208-267	.779	122-516-216	2.6	169	2.1	246-2	63	163	26	1329	16.2		
Carl Landry	52-1	1415	302-552	.547	0-0	—	235-280	.839	175-364-286	5.5	40	0.8	146-1	28	86	46	839	16.1		
Trevor Ariza	72-71	2629	394-999	.394	136-407	.334	148-228	.649	78-235-403	5.6	276	3.8	162-0	126	161	40	1072	14.9		
Kyle Lowry	68-0	1651	184-464	.397	37-136	.272	215-260	.827	91-156-247	3.6	305	4.5	173-0	60	116	9	620	9.1		
Chase Budinger	74-4	1488	249-565	.441	92-249	.369	67-87	.770	38-182-220	3.0	88	1.2	85-0	34	48	11	657	8.9		
Shane Battier	67-62	2168	178-447	.398	101-279	.362	77-106	.726	74-238-312	4.7	164	2.4	139-0	53	64	76	534	8.0		
David Andersen	63-0	891	147-340	.432	27-78	.346	46-67	.687	54-154-208	3.3	44	0.7	119-0	15	37	12	367	5.8		
Jared Jeffries (TOT)	70-37	1794	138-314	.439	21-71	.296	75-120	.625	130-158-288	4.1	101	1.4	203-2	62	76	71	372	5.3		
Jared Jeffries (HOU)	18-0	332	36-84	.429	1-9	.111	15-27	.556	31-34-65	3.6	18	1.0	46-0	9	14	13	88	4.9		
Jordan Hill (TOT)	47-0	624	99-201	.493	0-2	.000	46-68	.676	76-99-175	3.7	20	0.4	92-0	14	30	21	244	5.2		
Jordan Hill (HOU)	23-0	372	58-109	.532	0-0	—	31-47	.660	44-70-114	5.0	13	0.6	55-0	4	18	12	147	6.4		
Garrett Temple	9-0	118	13-29	.448	3-12	.250	16-24	.667	2-12-14	1.6	7	0.8	16-0	4	14	4	45	5.0		
Chuck Hayes	82-82	1773	161-329	.489	0-0	—	36-66	.545	151-314-465	5.7	139	1.7	219-3	73	74	43	358	4.4		
Jermaine Taylor	31-4	303	45-119	.378	5-22	.227	33-46	.717	21-25-46	1.5	16	0.5	15-0	10	19	3	128	4.1		
Tracy McGrady	6-0	46	7-19	.368	1-2	.500	4-6	.667	0-5-5	0.8	6	1.0	2-0	0	1	2	19	3.2		
Mike Harris (TOT)	13-0	96	11-30	.367	0-1	.000	7-11	.636	10-14-24	1.8	3	0.2	14-0	5	9	1	29	2.2		
Mike Harris (HOU)	8-0	82	10-27	.370	0-1	.000	5-9	.556	9-11-20	2.5	3	0.4	10-0	4	9	1	25	3.1		
Hilton Armstrong (TOT)	33-0	335	28-79	.354	0-1	.000	15-32	.469	27-54-81	2.5	21	0.6	59-1	15	22	12	71	2.2		
Hilton Armstrong (HOU)	9-0	40	5-17	.294	0-1	.000	0-2	.000	5-1-6	0.7	3	0.3	10-0	5	5	0	10	1.1		
Joe Dorsey	7-0	54	5-11	.455	0-0	—	1-2	.500	11-14-25	3.6	2	0.3	12-0	2	4	1	11	1.6		
Brian Cook	15-0	44	7-23	.304	2-9	.222	5-7	.714	1-8-9	0.6	1	0.1	5-0	0	6	2	21	1.4		
Pops Mensah-Bonsu	4-0	13	1-4	.250	0-0	—	3-6	.500	1-3-4	1.0	1	0.3	3-0	1	0	4	0	1.3		
Will Conroy	5-0	36	3-10	.300	0-3	.000	0-2	.000	0-3-3	0.6	7	1.4	5-0	0	4	0	6	1.2		
ROCKETS	82	19905	3094-6923	.447	646-1638	.351	1561-2022	.772	971-2471-3442	42.0	1790	21.8	1712-7	583	1188	318	8395	102.4		
OPPONENTS	82	19905	3236-6810	.475	489-1344	.364	1484-1917	.764	875-2632-3507	42.8	1716	20.9	1840-21	597	1207	532	8425	102.7		

Date	Opponent	Score	Record	Date	Opponent	Score	Record
Oct. 27	at Portland	L87-96	0-1	22	at San Antonio	W116-109	24-18
28	at Golden State	W108-107	1-1	23	Chicago	L97-104	24-19
31	Portland	W111-107	2-1	25	Atlanta	L95-102	24-20
Nov. 2	at Utah	W113-96	3-1	27	Denver	L92-97	24-21
4	L.A. Lakers	L102-103 (OT)	3-2	29	Portland	W104-100	25-21
6	Oklahoma City	W105-94	4-2	31	Phoenix	L111-115 (OT)	25-22
10	at Dallas	L103-121	4-3	Feb. 2	Golden State	W119-97	26-22
11	Memphis	W104-79	5-3	5	at Memphis	W101-83	27-22
13	at Sacramento	L100-109	5-4	6	Philadelphia	L95-102	27-23
15	at L.A. Lakers	W101-91	6-4	9	at Miami	L66-99	27-24
17	Phoenix	L105-111	6-5	16	Utah	L95-104	27-25
18	at Minnesota	W97-84	7-5	17	at Milwaukee	W127-99	28-25
20	at Atlanta	L103-105	7-6	20	Indiana	L115-125	28-26
21	Sacramento	W113-106	8-6	21	at New Orleans	L94-102	28-27
25	Dallas	L99-130	8-7	24	Orlando	L92-110	28-28
27	San Antonio	L84-92	8-8	26	San Antonio	W109-104	29-28
29	at Oklahoma City	W100-91	9-8	27	at Utah	L110-133	29-29
Dec. 2	at L.A. Clippers	W102-85	10-8	Mar. 1	Toronto	W116-92	30-29
3	at Golden State	W111-109	11-8	3	Sacramento	L81-84	30-30
5	at Portland	L89-90	11-9	6	at Minnesota	W112-98	31-30
9	Cleveland	W95-85	12-9	7	at Detroit	L107-110 (OT)	31-31
11	at Philadelphia	W96-91	13-9	9	at Washington	W96-88	32-31
13	at Toronto	L88-101	13-10	13	New Jersey	W116-108	33-31
15	Detroit	W107-96	14-10	15	Denver	W125-123	34-31
16	at Denver	L101-111	14-11	17	Memphis	W107-94	35-31
18	at Dallas	W116-108 (OT)	15-11	19	Boston	L87-94	35-32
19	Oklahoma City	W95-90	16-11	21	at New York	W116-112	36-32
22	L.A. Clippers	W108-99	17-11	22	at Chicago	L88-98	36-33
23	at Orlando	L87-102	17-12	24	at Oklahoma City	L104-122	36-34
26	at New Jersey	W98-93	18-12	25	L.A. Clippers	L93-99	36-35
27	at Cleveland	L83-108	18-13	27	L.A. Lakers	L101-109	36-36
29	New Orleans	W108-100	19-13	30	Washington	W98-94	37-36
31	Dallas	W97-94	20-13	31	at San Antonio	L102-119	37-37
Jan. 2	at New Orleans	L95-99	20-14	Apr. 2	at Boston	W119-114 (OT)	38-37
5	at L.A. Lakers	L79-88	20-15	4	at Indiana	L102-133	38-38
6	at Phoenix	L110-118	20-16	6	at Memphis	W113-103	39-38
9	New York	W105-96	21-16	7	Utah	W113-96	40-38
12	at Charlotte	L94-102	21-17	9	Charlotte	W97-90	41-38
13	Minnesota	W120-114 (3OT)	22-17	11	at Phoenix	L106-116	41-39
15	Miami	L106-115	22-18	12	at Sacramento	W117-107	42-39
18	Milwaukee	W101-98 (OT)	23-18	14	New Orleans	L115-123	42-40

2010-2011 Houston Rockets

(43-39, 5th Southwest)

Final Statistics

Player	G-S	Min	FG-A	Pct.	3PM-A	Pct.	FTM-A	Pct.	Rebounds	Avg.	A	Avg.	PF-D	S	TO	B	TP	Avg.
Kevin Martin	80-80	2603	553-1267	.436	176-459	.383	594-669	.888	28-230-258	3.2	198	2.5	155-1	80	184	15	1876	23.5
Luis Scola	74-74	2412	569-1129	.504	0-3	.000	214-290	.738	147-459-606	8.2	185	2.5	227-4	48	147	44	1352	18.3
Kyle Lowry	75-71	2563	345-809	.426	129-343	.376	192-251	.765	89-220-309	4.1	50	6.7	207-0	102	158	23	1011	13.5
Aaron Brooks	34-7	811	134-387	.346	48-169	.284	78-83	.940	11-40-51	1.5	129	3.8	69-3	21	55	2	394	11.6
Yao Ming	5-5	91	18-37	.486	0-0	—	15-16	.938	7-20-27	5.4	4	0.8	13-1	0	7	8	51	10.2
Chase Budinger	78-22	1738	279-656	.425	89-274	.325	118-138	.855	52-229-281	3.6	127	1.6	114-0	41	67	18	765	9.8
Shane Battier	59-59	1818	186-408	.456	88-225	.391	49-76	.645	58-223-281	4.8	153	2.6	127-1	53	63	71	509	8.6
Courtney Lee	81-1	1723	253-576	.439	71-174	.408	95-120	.792	51-158-209	2.6	100	1.2	102-0	58	68	18	672	8.3
Chuck Hayes	74-63	2079	244-463	.527	0-2	.000	94-142	.662	219-380-599	8.1	202	2.7	200-0	79	86	49	582	7.9
Goran Dragic (TOT)	70-5	1234	192-441	.435	56-155	.361	83-133	.624	36-106-142	2.0	204	2.9	125-0	50	117	10	523	7.5
Goran Dragic (HOU)	22-3	378	59-125	.472	28-54	.519	24-36	.667	12-44-56	2.5	55	2.5	35-0	14	21	4	170	7.7
Brad Miller	60-5	1015	132-296	.446	40-107	.374	78-94	.830	44-178-222	3.7	145	2.4	98-0	28	54	21	382	6.4
Patrick Patterson	52-6	868	149-267	.558	0-2	.000	30-42	.714	86-114-200	3.8	41	0.8	77-0	17	31	37	328	6.3
Jordan Hill	72-11	1125	173-352	.491	0-2	.000	60-85	.706	128-178-306	4.3	29	0.4	157-1	14	62	52	406	5.6
Terrence Williams (TOT)	21-0	290	43-115	.374	6-22	.273	14-21	.667	4-47-51	2.4	38	1.8	25-0	9	33	0	106	5.0
Terrence Williams (HOU)	11-0	84	14-42	.333	2-10	.200	9-11	.818	1-14-15	1.4	7	0.6	4-0	4	8	0	39	3.5
Jermaine Taylor	8-0	77	16-32	.500	2-5	.400	5-6	.833	1-9-9	1.1	2	0.3	4-0	2	6	2	39	4.9
Ishmael Smith	28-3	329	32-83	.386	3-8	.375	7-10	.700	6-36-42	1.5	64	2.3	26-0	13	26	2	74	2.6
Mike Harris	4-0	16	3-6	.500	0-0	—	2-4	.500	2-3-5	1.3	1	0.3	2-0	0	1	1	8	2.0
Jared Jeffries	18-0	138	11-36	.306	1-6	.167	4-10	.400	20-15-35	1.9	11	0.6	21-0	7	4	3	27	1.5
Hasheem Thabeet (TOT)	47-0	373	17-40	.425	0-0	—	19-35	.543	24-51-75	1.6	4	0.1	76-0	9	17	16	53	1.1
Hasheem Thabeet (HOU)	2-0	4	0-1	.000	0-0	—	0-0	—	0-0-0	0.0	0	0.0	3-0	0	0	0	0	0.0
Marcus Cousin (TOT)	4-0	18	2-3	.667	0-0	—	0-0	—	0-3-3	0.8	0	0.0	1-0	0	1	4	1.0	
DeMarre Carroll (TOT)	12-0	50	4-12	.333	0-0	—	2-2	1.000	2-6-8	0.7	4	0.3	5-0	1	0	1	10	0.8
DeMarre Carroll (HOU)	5-0	11	0-3	.000	0-0	—	0-0	—	0-0-0	0.0	2	0.4	0-0	0	0	0	0	0.0
ROCKETS	82	19880	3170-6975	.454	677-1843	.367	1668-2083	.801	962-2549-3511	42.8	1955	23.8	1641-11	581	1110	371	8685	105.9
OPPONENTS	82	19880	3266-6979	.468	448-1250	.358	1526-1954	.781	955-2552-3507	42.8	1707	20.8	1754-8	588	1125	449	8506	103.7

Date	Opponent	Score	Record	Date	Opponent	Score	Record
Oct. 26	at L.A. Lakers	L110-112	0-1	17	Milwaukee	W93-84	19-23
27	at Golden State	L128-132	0-2	19	New York	W104-89	20-23
30	Denver	L94-107	0-3	21	at Memphis	L110-115	20-24
Nov. 3	New Orleans	L99-107	0-4	22	Orlando	L104-118	20-25
6	at San Antonio	L121-124 (OT)	0-5	24	at Minnesota	W129-125	21-25
7	Minnesota	W120-94	1-5	26	L.A. Clippers	W96-83	22-25
10	at Washington	L91-98	1-6	27	at Dallas	L106-111	22-26
12	at Indiana	W102-99	2-6	29	at San Antonio	L95-108	22-27
14	at New York	W104-96	3-6	Feb. 1	at L.A. Lakers	L106-114 (OT)	22-28
16	Chicago	L92-95	3-7	2	at Utah	W97-96	23-28
17	at Oklahoma City	L99-116	3-8	5	Memphis	W95-93 (OT)	24-28
19	at Toronto	L96-106	3-9	7	at Denver	W108-103	25-28
22	Phoenix	L116-123	3-10	8	Minnesota	L108-112	25-29
24	Golden State	W111-101	4-10	12	Dallas	L102-106	25-30
26	at Charlotte	L89-99	4-11	14	Denver	W121-102	26-30
28	Oklahoma City	W99-98	5-11	16	Philadelphia	L105-114	26-31
29	at Dallas	L91-101	5-12	22	at Detroit	W108-100	27-31
Dec. 1	L.A. Lakers	W109-99	6-12	23	at Cleveland	W124-119	28-31
3	at Memphis	W127-111	7-12	26	New Jersey	W123-108	29-31
4	at Chicago	L116-119 (OT)	7-13	27	at New Orleans	W91-89	30-31
7	Detroit	W97-83	8-13	Mar. 1	at Portland	W103-87	31-31
10	at Milwaukee	L91-97	8-14	2	at L.A. Clippers	L103-106	31-32
11	Cleveland	W110-95	9-14	5	Indiana	W112-95	32-32
14	Sacramento	W118-105	10-14	7	at Sacramento	W123-101	33-32
15	at Oklahoma City	L105-117	10-15	8	at Phoenix	L110-113	33-33
17	Memphis	W103-87	11-15	12	San Antonio	L107-115	33-34
19	at Sacramento	W102-93	12-15	14	Phoenix	W95-93	34-34
20	at Golden State	W121-112	13-15	16	Charlotte	W94-78	35-34
22	at L.A. Clippers	W97-92	14-15	18	Boston	W93-77	36-34
27	Washington	W100-93	15-15	20	Utah	W110-108	37-34
29	Miami	L119-125	15-16	23	Golden State	W131-112	38-34
31	Toronto	W114-105	16-16	27	at Miami	L119-125	38-35
Jan. 2	at Portland	L85-100	16-17	29	at New Jersey	W112-87	39-35
3	at Denver	L106-113	16-18	30	at Philadelphia	L97-108	39-36
5	Portland	L100-103	16-19	Apr. 1	San Antonio	W119-114 (OT)	40-36
7	at Orlando	L95-110	16-20	3	Atlanta	W114-109	41-36
8	Utah	L99-103 (OT)	16-21	5	Sacramento	L101-104	41-37
10	at Boston	W108-102	17-21	6	at New Orleans	L93-101	41-38
12	Oklahoma City	L112-118	17-22	9	L.A. Clippers	W99-78	42-38
14	New Orleans	L105-110 (OT)	17-23	11	Dallas	L91-98 (OT)	42-39
15	at Atlanta	W112-106	18-23	13	at Minnesota	W121-102	43-39

2011-2012 Houston Rockets

(34-32, 4th Southwest)

Final Statistics

Player	G-S	Min	FGM-A	Pct.	3PM-A	Pct.	FTM-A	Pct.	Rebounds		PF-D	S	TO	B	TP	Avg.		
									O-D-Tot	Avg.								
Kevin Martin	40-40	1264	222-537	413	78-225	347	160-179	894	13-93-106	2.7	110	2.8	70-0	28	70	3	682	17.1
Luis Scola	66-66	2067	436-888	491	0-3	000	153-198	773	122-306-428	6.5	140	2.1	214-1	35	153	24	1025	15.5
Kyle Lowry	47-38	1510	210-513	409	79-211	374	171-198	864	37-176-213	4.5	310	6.6	133-0	73	130	14	670	14.3
Goran Dragic	66-28	1752	277-600	462	68-202	337	153-190	805	53-115-168	2.5	351	5.3	166-1	85	157	10	775	11.7
Courtney Lee	58-26	1757	251-580	433	87-217	401	71-86	826	26-133-159	2.7	88	1.5	106-1	68	64	22	660	11.4
Chase Budinger	58-9	1298	208-471	442	88-219	402	54-70	771	38-179-217	3.7	74	1.3	65-0	29	55	7	558	9.6
Chandler Parsons	63-57	1804	248-549	452	60-178	337	43-78	551	90-210-300	4.8	134	2.1	142-1	73	81	29	599	9.5
Patrick Patterson	64-1	1483	225-511	440	0-3	000	40-57	702	112-174-286	4.5	53	0.8	113-0	27	49	36	490	7.7
Samuel Dalembert	65-45	1446	200-395	506	0-1	000	90-113	796	158-298-456	7.0	33	0.5	162-2	37	82	111	490	7.5
Jordan Hill	32-7	469	68-135	504	0-3	000	25-39	641	47-108-155	4.8	14	0.4	60-0	9	24	21	161	5.0
Earl Boykins	8-0	111	12-36	333	2-9	222	13-15	867	0-11-11	1.4	17	2.1	5-0	1	7	0	39	4.9
Marcus Camby (TOT)	59-53	1352	128-287	446	2-5	400	29-64	453	157-373-530	9.0	107	1.8	126-0	50	57	85	287	4.9
Marcus Camby (HOU)	19-13	458	61-126	484	2-5	400	11-26	423	52-124-176	9.3	32	1.7	38-0	17	10	29	135	7.1
Terrence Williams	12-0	181	20-57	351	8-19	421	6-12	500	2-26-28	2.3	10	0.8	16-0	4	10	1	54	4.5
Courtney Fortson (TOT)	10-0	95	11-32	344	3-13	231	10-15	667	6-9-15	1.5	10	1.0	5-0	3	10	0	35	3.5
Courtney Fortson (HOU)	6-0	49	6-20	300	2-9	222	4-6	667	2-5-7	1.2	5	0.8	2-0	3	5	0	18	3.0
Jonny Flynn	11-0	135	12-41	293	2-9	222	11-14	786	1-7-8	0.7	28	2.5	8-0	3	9	1	37	3.4
Jeff Adrien	8-0	63	7-16	438	0-0	—	7-12	583	5-17-22	2.8	1	0.1	13-0	0	2	2	21	2.6
Marcus Morris	17-0	126	16-54	296	0-17	118	6-8	750	0-11-16	0.9	3	0.2	12-0	2	4	2	40	2.4
Greg Smith	8-0	69	7-11	636	0-0	—	0-0	—	5-15-20	2.5	1	0.1	17-0	2	1	5	14	1.8
Hasheem Thabeet	5-0	23	3-3	1000	0-0	—	0-0	—	1-6-7	1.4	0	0.0	5-0	0	2	6	12	1.2
Malcolm Thomas (TOT)	3-0	15	0-3	000	0-0	—	1-2	500	1-2-3	1.0	1	0.3	0-0	1	0	1	1	0.3
ROCKETS	66	16065	2489-5543	449	478-1330	359	1018-1301	782	769-2014-2783	42.2	1404	21.3	1347-6	496	956	319	6474	98.0
OPPONENTS	66	16065	2474-5427	456	369-1136	325	1142-1490	766	729-2027-2756	41.8	1321	20.0	1215-4	495	972	340	6459	97.9

Date	Opponent	Score	Record	Date	Opponent	Score	Record
Dec.	26 at Orlando	L95-104	0-1	22 Philadelphia	W93-87	20-14	
	29 San Antonio	W105-85	1-1	28 Toronto	W88-85	21-14	
	30 at Memphis	L93-113	1-2	29 at Utah	L83-104	21-15	
	31 Atlanta	W95-84	2-2	Mar. 2 Denver	L105-117	21-16	
Jan.	3 at L.A. Lakers	L99-108	2-3	4 L.A. Clippers	L103-105 (OT)	21-17	
	4 at L.A. Clippers	L89-117	2-4	6 at Boston	L92-97 (OT)	21-18	
	6 at Oklahoma City	L94-109	2-5	7 at Toronto	L98-116	21-19	
	7 Oklahoma City	L95-98	2-6	10 at New Jersey	W112-106	22-19	
	10 at Charlotte	W82-70	3-6	11 at Cleveland	L107-118	22-20	
	11 at San Antonio	L95-101 (OT)	3-7	13 at Oklahoma City	W104-103	23-20	
	13 Sacramento	W103-89	4-7	14 Charlotte	W107-87	24-20	
	14 Portland	W107-105 (OT)	5-7	17 at L.A. Clippers	L91-95	24-21	
	16 at Washington	W114-106	6-7	18 at Phoenix	L86-99	24-22	
	17 Detroit	W97-80	7-7	20 L.A. Lakers	W107-104	25-22	
	19 New Orleans	W90-88 (OT)	8-7	22 Golden State	W109-83	26-22	
	21 San Antonio	W105-102	9-7	24 Dallas	L99-101 (OT)	26-23	
	23 at Minnesota	W107-92	10-7	26 Sacramento	W113-106 (OT)	27-23	
	25 Milwaukee	L99-105	10-8	27 at Dallas	L81-90	27-24	
	27 Washington	W103-76	11-8	30 Memphis	W98-89	28-24	
	28 New York	W97-84	12-8	Apr. 1 Indiana	L102-104 (OT)	28-25	
	30 Minnesota	L108-120	12-9	2 at Chicago	W99-93	29-25	
Feb.	1 at San Antonio	L91-99	12-10	6 at L.A. Lakers	W112-107	30-25	
	3 Phoenix	W99-81	13-10	8 at Sacramento	W104-87	31-25	
	4 at Minnesota	L91-100	13-11	9 at Portland	W94-89	32-25	
	6 at Denver	W99-90	14-11	11 Utah	L91-103	32-26	
	8 at Portland	W103-96	15-11	13 Phoenix	L105-112	32-27	
	9 at Phoenix	W96-89	16-11	15 at Denver	L86-101	32-28	
	12 at Golden State	L97-106	16-12	16 Denver	L102-105	32-29	
	14 at Memphis	L83-93	16-13	18 at Dallas	L110-117	32-30	
	15 Oklahoma City	W96-95	17-13	19 at New Orleans	L99-105 (OT)	32-31	
	17 Minnesota	L98-111	17-14	21 Golden State	W99-96	33-31	
	19 Utah	W101-85	18-14	22 at Miami	L88-97	33-32	
	20 Memphis	W97-93	19-14	26 New Orleans	W84-77	34-32	

2012-2013 Houston Rockets

(45-37, 3rd Southwest)

Final Statistics

PLAYER	G-GS	MIN	FIELD GOALS		3-POINT FG		FT-FTA	PCT	OFF	DEF	REBOUNDS			PF-DQ	STL	TO	BLK	PTS	AVG
			FG-FGA	PCT	FG-FGA	PCT					TOT	AST	TOT						
James Harden	78-78	2985	585-1337	.438	179-486	.368	674-792	.851	62	317	379	455	178-0	142	295	38	2023	25.9	
Chandler Parsons	76-76	2758	456-939	.486	152-395	.385	113-155	.729	79	325	404	269	148-0	75	147	32	1177	15.5	
Jeremy Lin	82-82	2640	396-897	.441	87-257	.339	216-275	.785	32	215	247	497	205-2	134	236	29	1095	13.4	
Patrick Patterson	47-38	1219	236-455	.519	35-96	.365	37-49	.755	73	148	221	51	90-0	18	42	27	544	11.6	
Carlos Delfino	67-5	1689	251-620	.405	158-421	.375	48-56	.857	18	202	220	135	114-0	68	72	9	708	10.6	
Omer Asik	82-82	2464	332-614	.541	0-1	.000	168-299	.562	275	681	956	75	223-2	46	173	87	832	10.1	
Marcus Morris	54-17	1154	171-400	.428	74-194	.381	49-75	.653	63	156	219	47	120-1	27	53	16	465	8.6	
Toney Douglas	49-0	913	139-352	.395	61-162	.377	60-68	.882	23	67	90	93	103-0	40	56	2	399	8.1	
Aaron Brooks (HOU)	7-0	38	4-13	.308	2-7	.286	0-0	—	1	1	2	6	5-0	1	4	3	10	1.4	
Greg Smith	70-10	1110	170-274	.620	0-1	.000	81-130	.623	111	210	321	25	175-1	18	41	40	421	6.0	
Donatas Motiejunas	44-14	538	97-213	.455	24-83	.289	32-51	.627	36	57	93	31	73-0	7	37	10	250	5.7	
Patrick Beverley	41-0	713	79-189	.418	36-96	.375	34-41	.829	45	64	109	117	83-0	37	44	21	228	5.6	
Francisco Garcia (HOU)	18-5	319	41-95	.432	27-70	.386	6-7	.857	1	22	23	20	22-0	14	12	7	115	6.4	
Terrence Jones	19-0	276	43-94	.457	5-19	.263	13-17	.765	28	37	65	15	21-0	12	13	19	104	5.5	
Thomas Robinson	19-0	247	35-78	.449	0-1	.000	16-38	.421	30	47	77	10	29-0	16	23	5	86	4.5	
James Anderson	29-2	307	41-101	.406	16-49	.327	17-19	.895	15	43	58	33	18-0	12	18	3	115	4.0	
Daequan Cook	16-1	165	21-59	.356	11-30	.367	2-3	.667	5	13	18	10	13-0	6	6	2	55	3.4	
Cole Aldrich	30-0	213	23-43	.535	0-0	—	4-9	.444	12	45	57	6	41-0	3	14	9	50	1.7	
Scott Machado	6-0	21	3-6	.500	0-1	.000	2-2	1.000	0	1	1	6	0-0	2	8	0	8	1.3	
Tim Ohlbrecht	3-0	12	1-3	.333	0-0	.000	1-1	1.000	0	1	1	1	1-0	1	4	0	3	1.0	
ROCKETS	82	19780	3124-6782	.461	867-2369	.366	1573-2087	.754	909	2652	3561	1902	1662-6	679	1348	359	8688	106.0	
OPPONENTS	82	19780	3184-7007	.454	661-1798	.368	1374-1771	.776	876	2539	3415	1858	1674-7	693	1210	498	8403	102.5	

Date	Opponent	Score	Record	Date	Opponent	Score	Record
Oct. 31	at Detroit	W105-96	1-0	19	at Minnesota	L79-92	21-21
Nov. 2	at Atlanta	W109-102	2-0	21	at Charlotte	W100-94	22-21
3	Portland	L85-95 OT	2-1	23	Denver	L95-105	22-22
7	Denver	L87-93	2-2	25	at New Orleans	W100-82	23-22
9	at Memphis	L85-93	2-3	26	Brooklyn	W119-106	24-22
10	Detroit	W96-82	3-3	28	at Utah	W125-80	25-22
12	Miami	L110-113	3-4	30	at Denver	L110-118	25-23
14	New Orleans	W100-96	4-4	Feb. 2	Charlotte	W109-95	26-23
16	at Portland	L117-119 OT	4-5	5	Golden State	W140-109	27-23
18	at LA Lakers	L108-119	4-6	6	at Miami	L108-114	27-24
19	at Utah	L91-102	4-7	8	Portland	W118-103	28-24
21	Chicago	W93-89	5-7	10	at Sacramento	L111-117	28-25
23	New York	W131-103	6-7	12	at Golden State	W116-107	29-25
27	Toronto	W117-101	7-7	13	at LA Clippers	L96-106	29-26
28	at Oklahoma City	L98-120	7-8	20	Oklahoma City	W122-119	30-26
Dec. 1	Utah	W124-116	8-8	22	at Brooklyn	W106-96	31-26
4	LA Lakers	W107-105	9-8	23	at Washington	L103-105	31-27
7	at San Antonio	L92-114	9-9	27	Milwaukee	L107-110	31-28
8	Dallas	L109-116	9-10	Mar. 1	at Orlando	W118-110	32-28
10	San Antonio	L126-134 OT	9-11	3	Dallas	W136-103	33-28
12	Washington	W99-93	10-11	6	at Dallas	L108-112	33-29
14	Boston	W101-89	11-11	8	at Golden State	W94-88	34-29
16	at Toronto	L96-103	11-12	9	at Phoenix	L105-107	34-30
17	at New York	W109-96	12-12	13	Phoenix	W111-81	35-30
19	Philadelphia	W125-103	13-12	15	Minnesota	W108-100	36-30
22	Memphis	W121-96	14-12	17	Golden State	L78-108	36-31
25	at Chicago	W120-97	15-12	20	Utah	W100-93	37-31
26	at Minnesota	W87-84	16-12	22	Cleveland	W116-78	38-31
28	at San Antonio	L116-122	16-13	24	San Antonio	W96-95	39-31
29	Oklahoma City	L94-124	16-14	27	Indiana	L91-100	39-32
31	Atlanta	W123-104	17-14	29	at Memphis	L94-103	39-33
Jan. 2	New Orleans	W104-92	18-14	30	LA Clippers	W98-81	40-33
4	at Milwaukee	W115-101	19-14	Apr. 1	Orlando	W111-103	41-33
5	at Cleveland	W112-104	20-14	3	at Sacramento	W112-102	42-33
8	LA Lakers	W125-112	21-14	5	at Portland	W116-98	43-33
9	at New Orleans	L79-88	21-15	6	at Denver	L114-132	43-34
11	at Boston	L91-103	21-16	9	Phoenix	W101-98	44-34
12	at Philadelphia	L100-107	21-17	12	Memphis	L78-82	44-35
15	LA Clippers	L109-117	21-18	14	Sacramento	W121-100	45-35
16	at Dallas	L100-105	21-19	15	at Phoenix	L112-119	45-36
18	at Indiana	L95-105	21-20	17	at LA Lakers	L95-99 OT	45-37

History

2013-2014 Houston Rockets

(54-28, 2nd Southwest)

Final Statistics

PLAYER	G-GS	MIN	FIELD GOALS		3-POINT FG		REBOUNDS		Rebounds		PF-DQ	STL	TO	BLK	PTS	AVG		
			FG-FGA	PCT	FG-FGA	PCT	FT-FTA	PCT	OFF	DEF							TOT	AST
Harden	73-73	2777	549-1205	0.456	177-483	0.366	576-665	0.866	61	283	344	446	177-0	115	265	29	1851	25.4
Howard	71-71	2396	473-800	0.591	2-7	0.286	349-638	0.547	231	635	866	131	240-0	60	229	128	1297	18.3
Parsons	74-74	2783	466-987	0.472	130-351	0.370	164-221	0.742	69	340	409	298	168-1	88	144	29	1226	16.6
Lin	71-33	2054	295-662	0.446	82-229	0.358	218-265	0.823	34	153	187	294	166-0	68	176	27	890	12.5
Jones	76-71	2078	386-712	0.542	31-101	0.307	118-195	0.605	162	366	528	87	139-0	53	71	99	921	12.1
Beverley	56-55	1751	199-481	0.414	92-255	0.361	83-102	0.814	72	124	196	151	174-4	77	66	23	573	10.2
Daniels	5-1	75	15-31	0.484	12-25	0.480	0-0	---	0	4	4	5	6-0	0	3	0	42	8.4
Brooks	43-0	716	104-263	0.395	54-132	0.409	37-44	0.841	23	39	62	83	76-0	25	51	6	299	7.0
Casspi	71-2	1283	173-410	0.422	61-176	0.347	83-122	0.680	55	205	260	88	100-0	44	72	14	490	6.9
Hamilton (TOT)	60-12	1020	147-376	0.391	70-198	0.354	40-51	0.784	32	162	194	52	67-0	44	46	20	404	6.7
Hamilton (HOU)	21-1	349	48-122	0.393	25-69	0.362	17-20	0.850	9	52	61	18	36-0	13	19	7	138	6.6
Asik	48-19	968	101-190	0.532	0-0	---	78-126	0.619	101	277	378	25	92-1	14	59	37	280	5.8
Garcia	55-4	1083	118-294	0.401	69-193	0.358	10-19	0.526	21	101	122	63	120-1	27	30	33	315	5.7
Motiejunas	62-3	952	131-296	0.443	21-84	0.250	58-96	0.604	60	165	225	34	132-4	20	49	21	341	5.5
Canaan	22-0	252	31-87	0.356	18-55	0.327	21-29	0.724	7	17	24	22	25-0	8	21	4	101	4.6
Powell	1-0	19	2-6	0.333	0-0	---	0-0	---	0	5	5	0	1-0	0	1	1	4	4.0
Smith	11-0	100	18-28	0.643	0-0	---	2-5	0.400	11	16	27	0	17-1	1	5	2	38	3.5
Covington	7-0	34	6-14	0.429	4-11	0.364	0-0	---	2	3	5	0	3-0	2	1	0	16	2.3
Brewer	23-3	158	3-15	0.200	1-8	0.125	0-2	0.000	2	12	14	10	4-0	6	2	1	7	0.3
Pittman (TOT)	2-0	3	0-1	0.000	0-0	---	0-2	0	3	0	3	0	0-0	0	0	0	0	0.0
ROCKETS	82	19830	3118-6603	0.472	779-2179	0.358	1814-2549	0.712	920	2797	3717	1755	1676-12	621	1323	461	8829	107.7
OPPONENTS	82	19830	3197-7218	0.443	666-1889	0.353	1395-1844	0.757	977	2439	3416	1821	1993-16	704	1149	460	8455	103.1

Date	Opponent	Score	Record	Date	Opponent	Score	Record
Oct 30	CHARLOTTE	W 96- 83	1-0	Jan 20	PORTLAND	W126-113	28-15
Nov 1	DALLAS	W113-105	2-0	22	SACRAMENTO	W119- 98	29-15
2	at Utah	W104- 93	3-0	24	MEMPHIS	L 87- 88	29-16
4	at L.A. Clipper	L118- 97	3-1	25	at Memphis	L 81- 99	29-17
5	at Portland	W116-101	4-1	28	SAN ANTONIO	W 97- 90	30-17
7	L.A. LAKERS	L 98- 99	4-2	29	at Dallas	W117-115	31-17
9	L.A. CLIPPERS	L 94-107	4-3	Feb 1	CLEVELAND	W106- 92	32-17
11	TORONTO	W110-104(2OT)	5-3	5	PHOENIX	W122-108	33-17
13	at Philadelphia	L117-123(OT)	5-4	8	at Milwaukee	W101- 95	34-17
14	New York	W109-106	6-4	10	at Minnesota	W107- 89	35-17
16	DENVER	W122-111	7-4	12	WASHINGTON	W113-112	36-17
19	BOSTON	W109- 85	8-4	19	at L.A. Lakers	W134-108	37-17
20	at Dallas	L120-123	8-5	20	at Golden State	L 99-102(OT)	37-18
23	MINNESOTA	W112-101	9-5	23	at Phoenix	W115-112	38-18
25	at Memphis	W 93- 86	10-5	25	at Sacramento	W129-103	39-18
27	ATLANTA	W113- 84	11-5	26	at L.A. Clippers	L 93-101	39-19
29	BROOKLYN	W114- 95	12-5	Mar 1	DETROIT	W118-110	40-19
30	at San Antonio	W112-106	13-5	4	MIAMI	W106-103	41-19
Dec 2	at Utah	L103-109	13-6	5	at Orlando	W101- 89	42-19
4	PHOENIX	L 88- 97	13-7	7	INDIANA	W112- 86	43-19
6	GOLDEN STATE	W105- 83	14-7	9	PORTLAND	W118-113(OT)	44-19
8	ORLANDO	W 98- 88	15-7	11	at Oklahoma City	L 98-106	44-20
12	at Portland	L104-111	15-8	13	at Chicago	L 87-111	44-21
13	at Golden State	W116-112	16-8	16	at Miami	L104-113	44-22
15	at Sacramento	L 91-106	16-9	17	UTAH	W124- 86	45-22
18	CHICAGO	W109- 94	17-9	20	MINNESOTA	W129-106	46-22
20	at Indiana	L 81-114	17-10	22	at Cleveland	W118-111	47-22
21	at Detroit	W114- 97	18-10	24	at Charlotte	W100- 89	48-22
23	DALLAS	L104-111	18-11	27	PHILADELPHIA	W120- 98	49-22
25	at San Antonio	W111- 98	19-11	29	L.A. CLIPPERS	L107-118	49-23
26	MEMPHIS	W100- 92	20-11	Apr 1	at Brooklyn	L 96-105	49-24
28	NEW ORLEANS	W107- 98	21-11	2	at Toronto	L103-107	49-25
29	at Oklahoma City	L 86-117	21-12	4	OKLAHOMA CITY	W111-107	50-25
31	SACRAMENTO	L106-110	21-13	6	DENVER	W130-125(OT)	51-25
Jan 3	NEW YORK	W102-100	24-13	8	at L.A. Lakers	W145-130	52-25
8	L.A. LAKERS	W113- 99	23-13	9	at Denver	L116-123	52-26
10	at Atlanta	L 80- 83	23-14	11	at Minnesota	L110-112	52-27
11	at Washington	W114-107	24-14	12	NEW ORLEANS	W111-104	53-27
13	at Boston	W104- 92	25-14	14	SAN ANTONIO	W104- 98	54-27
15	at New Orleans	W103-100	26-14	16	at New Orleans	L100-105	54-28
16	OKLAHOMA CITY	L 92-104	26-15				
18	MILWAUKEE	W114-104	27-15				

2014-15 Houston Rockets

(56-26, 1st Southwest)

Final Statistics

PLAYER	FIELD GOALS						3-POINT FG			REBOUNDS			Rebounds									
	G-S	MIN	FG-FGA	PCT	FG-FGA	PCT	FT-FTA	PCT	OFF	DEF	TOT	AST	PF-DQ	STL	TO	BLK	PTS	AVG				
Harden	81-81	2981	647-1470	440	208-555	375	715-824	868	75	384	459	565	208-2	154	321	60	2217	27.4				
Howard	41-41	1223	251-423	593	1-2	500	143-271	528	110	321	431	50	137-1	28	115	53	646	15.8				
Ariza	82-82	2930	366-910	402	194-555	350	122-143	853	77	382	459	209	186-0	152	141	17	1048	12.9				
Smith (TOT)	83-35	2301	414-987	419	72-228	316	127-255	498	152	378	530	277	228-2	87	206	116	1027	12.4				
Smith (HOU)	55-7	1404	261-596	438	63-191	330	75-144	521	100	228	328	145	146-1	50	134	68	660	12.0				
Motiejunas	71-62	2037	353-700	504	49-133	368	100-166	602	137	284	421	130	203-1	56	123	34	855	12.0				
Jones	33-24	889	158-299	528	13-37	351	57-94	606	78	142	220	36	78-0	18	37	59	386	11.7				
Brewer (TOT)	80-17	2087	343-805	426	63-235	268	168-226	743	80	217	297	173	173-1	114	131	19	917	11.5				
Brewer (HOU)	56-1	1407	249-580	429	55-194	284	113-148	764	48	155	203	95	111-1	60	81	15	666	11.9				
Beverley	56-55	1727	204-532	383	115-323	356	45-60	750	67	170	237	192	182-3	59	83	23	568	10.1				
McDaniels (TOT)	62-15	1352	172-434	396	43-150	287	100-133	752	65	135	200	72	126-0	44	105	70	487	7.9				
McDaniels (HOU)	10-0	33	5-15	333	0-3	000	1-2	500	1	4	5	2	5-0	0	1	2	11	1.1				
Terry	77-18	1641	188-446	422	126-323	390	39-48	813	15	106	121	147	116-0	66	74	19	541	7.0				
Canaan	25-9	369	53-131	405	32-84	381	16-21	762	11	22	33	29	28-0	14	23	0	154	6.2				
Papanikolaou	43-1	795	69-197	350	31-106	292	13-18	722	39	79	118	85	71-0	29	55	13	182	4.2				
Black	25-12	393	45-83	542	0-1	000	15-29	517	58	69	127	8	56-0	6	19	2	105	4.2				
Prigioni (TOT)	67-3	1197	91-228	399	57-166	343	35-41	854	30	89	119	171	88-0	79	62	1	274	4.1				
Prigioni (HOU)	24-0	402	23-67	343	14-51	275	13-15	867	12	27	39	67	35-0	27	15	0	73	3.0				
Shved	9-0	59	8-24	333	4-12	333	9-11	818	1	3	4	3	2-0	1	5	0	29	3.2				
Garcia	14-0	200	17-63	270	10-45	222	1-4	250	3	14	17	15	20-0	9	10	5	45	3.2				
Daniels	17-0	108	15-47	319	13-43	302	3-4	750	0	6	6	4	14-0	0	5	0	46	2.7				
Dorsey	69-17	854	80-145	552	0-1	000	24-83	289	103	176	279	25	157-1	40	41	25	184	2.7				
Capela	12-0	90	14-29	483	0-0	--	4-23	174	10	26	36	2	14-0	1	5	9	32	2.7				
Johnson	28-0	262	26-75	347	5-21	238	17-25	680	13	26	39	11	34-0	7	19	3	74	2.6				
ROCKETS	82 -	19805	3032-6832	444	933-2680	348	1525-2133	715	958	2624	3582	1820	1803-10	777	1366	407	8522	103.9				
OPPONENTS	82 -	19805	3092-6983	443	605-1881	322	1451-1932	751	973	2621	3594	1752	1730-10	726	1342	437	8240	100.5				

Date	Opponent	Score	Record	Date	Opponent	Score	Record
Oct. 28	at L.A. Lakers	W108-90	1-0	19	INDIANA	W110-98	29-13
29	at Utah	W104-93	2-0	21	at Golden State	L113-126	29-14
Nov. 1	BOSTON	W104-90	3-0	23	at Phoenix	W113-111	30-14
3	at Philadelphia	W104-93	4-0	25	at L.A. Lakers	W99-87	31-14
4	at Miami	W108-91	5-0	28	DALLAS	W99-94	32-14
6	SAN ANTONIO	W98-81	6-0	30	at Boston	W93-87	33-14
8	GOLDEN STATE	L 87-98	6-1	31	at Detroit	L101-114	33-15
12	at Minnesota	W113-101	7-1	Feb. 4	CHICAGO	W101-90	34-15
14	PHILADELPHIA	W88-87	8-1	6	MILWAUKEE	W117-111	35-15
16	at Oklahoma City	W69-65	9-1	8	PORTLAND	L98-109	35-16
17	at Memphis	L 93-119	9-2	10	at Phoenix	W127-118	36-16
19	L.A. LAKERS	L 92-98	9-3	11	at L.A. Clippers	L95-110	36-17
22	DALLAS	W95-92	10-3	20	at Dallas	L100-111	36-18
24	NEW YORK	W91-86	11-3	21	TORONTO	W98-76	37-18
26	SACRAMENTO	W102-89	12-3	23	MINNESOTA	W113-102-89	38-18
28	L.A. CLIPPERS	L85-102	12-4	25	L.A. CLIPPERS	W110-105	39-18
29	at Milwaukee	W117-103	13-4	27	BROOKLYN	W102-98	40-18
Dec. 3	MEMPHIS	W105-96	14-4	Mar. 1	CLEVELAND	W105-103 OT	41-18
5	at Minnesota	W114-112 OT	15-4	3	at Atlanta	L96-104	41-19
6	PHOENIX	W100-95	16-4	4	MEMPHIS	L100-102	41-20
10	at Golden State	L93-105	16-5	6	DETROIT	W103-93	42-20
11	at Sacramento	W113-109 OT	17-5	7	at Denver	W114-100	43-20
13	DENVER	W108-96	18-5	11	at Portland	L100-105	43-21
17	at Denver	W115-111 OT	19-5	12	at Utah	L91-109	43-22
18	NEW ORLEANS	L90-99	19-6	15	at L.A. Clippers	W100-98	44-22
20	ATLANTA	L97-104	19-7	17	ORLANDO	W107-94	45-22
22	PORTLAND	W110-95	20-7	19	DENVER	W118-108	46-22
26	at Memphis	W117-111 OT	21-7	21	PHOENIX	L102-117	46-23
28	at San Antonio	L106-110	21-8	23	at Indiana	W110-100	47-23
29	WASHINGTON	L103-104	21-9	25	at New Orleans	W95-93	48-23
31	CHARLOTTE	W102-83	22-9	27	MINNESOTA	W120-110	49-23
Jan. 2	at New Orleans	L83-111	22-10	29	at Washington	W99-91	50-23
3	MIAMI	W115-79	23-10	30	at Toronto	L96-99	50-24
5	at Chicago	L105-114	23-11	Apr. 1	SACRAMENTO	W115-111	51-24
7	at Cleveland	W105-93	24-11	2	at Dallas	W108-101	52-24
8	at New York	W120-96	25-11	5	at Oklahoma City	W115-112	53-24
10	UTAH	W97-82	26-11	8	at San Antonio	L98-110	53-25
12	at Brooklyn	W113-99	27-11	10	SAN ANTONIO	L103-104	53-26
14	at Orlando	L113-120	27-12	12	NEW ORLEANS	W121-114	54-26
15	OKLAHOMA CITY	W112-101	28-12	13	at Charlotte	W100-90	55-26
17	GOLDEN STATE	L106-131	28-13	15	UTAH	W117-91	56-26

2015-16 Houston Rockets

(41-41, 4th Southwest)

Final Statistics

PLAYER	FIELD GOALS						3-POINT FG			REBOUNDS			Rebounds										
	G-S	MIN	FG-FGA	PCT	FG-FGA	PCT	FT-FTA	PCT	OFF	DEF	TOT	AST	PF-DQ	STL	TO	BLK	PTS	AVG					
Harden	82-82	3125	710-1617	439	236-657	359	720-837	860	63	438	501	612	229-1	139	374	51	2376	29.0					
Howard	71-71	2280	372-600	620	0-6	0.000	232-474	489	238	597	835	98	219-5	69	166	113	976	13.7					
Beasley	20-0	363	107-205	522	3-9	333	38-49	776	29	69	98	16	39-0	11	24	9	255	12.8					
Ariza	81-81	2859	357-859	416	185-499	371	126-161	783	67	299	366	188	177-0	160	113	26	1025	12.7					
Thornton	47-6	885	174-435	400	73-216	338	51-58	879	31	84	115	66	73-0	34	40	3	472	10.0					
Beverley	71-63	2041	258-594	434	124-310	400	60-88	682	73	177	250	239	234-1	94	91	26	700	9.9					
Jones	50-11	1044	166-367	452	25-79	316	77-116	664	62	149	211	41	86-0	23	49	39	434	8.7					
Brewer	82-12	1669	212-552	384	61-224	272	105-140	750	42	157	199	109	168-1	84	78	19	590	7.2					
Capela	77-35	1471	231-397	582	0-1	0.000	80-211	379	194	300	494	47	190-3	59	60	92	542	7.0					
Moliejunas	37-22	547	90-205	439	16-57	281	34-53	642	37	72	109	41	69-0	17	44	5	230	6.0					
Smith (TOT)	55-7	880	127-349	364	41-143	287	37-67	552	51	141	192	90	118-1	34	77	47	332	6.0					
Smith (HOU)	23-6	421	58-169	343	23-85	271	12-25	480	18	49	67	48	56-1	16	36	13	151	6.6					
Terry	72-7	1258	151-376	402	93-261	356	27-33	818	14	65	79	103	91-0	47	49	9	422	5.9					
Lawson	53-12	1176	111-287	387	31-94	330	56-80	700	20	69	89	180	71-0	43	82	6	309	5.8					
Harrell	39-1	379	58-90	644	0-1	0.000	24-46	522	25	40	65	17	48-0	11	17	11	140	3.6					
Goudelock	8-0	50	9-20	450	1-9	111	3-4	750	1	1	2	4	4-0	6	7	2	22	2.8					
McDaniels	37-1	235	29-72	403	7-25	280	24-30	800	16	26	42	10	30-0	7	17	6	89	2.4					
Hayes	2-0	24	1-2	500	0-0	---	2-2	1000	0	8	8	2	6-0	0	3	0	4	2.0					
Dekker	3-0	6	0-0	---	0-0	---	0-0	---	0	1	1	0	0-0	1	0	0	0	0.0					
ROCKETS	82	19830	3094-6847	452	878-2533	347	1671-2407	694	930	2601	3531	1821	1790-12	821	1307	430	8737	106.5					
OPPONENTS	82	19830	3200-6977	459	796-2206	361	1525-2018	756	970	2690	3660	2015	1847-11	734	1361	404	8721	106.4					

Date	Opponent	Score	Record	Date	Opponent	Score	Record
Oct. 28	DENVER	L 85-105	0-1	17	at L.A. Lakers	W 112-95	22-20
30	GOLDEN STATE	L 92-112	0-2	18	at L.A. Clippers	L 132-140(OT)	22-21
Nov. 1	at Miami	L 89-109	0-3	20	DETROIT	L 114-123	22-22
2	OKLAHOMA CITY	W 110-105	1-3	22	MILWAUKEE	W 102-98	23-22
4	ORLANDO	W 119-114(OT)	2-3	24	DALLAS	W 115-104	24-22
6	at Sacramento	W 116-110	3-3	25	at New Orleans	W 112-111	25-22
7	at L.A. Clippers	W 109-105	4-3	27	at San Antonio	L 99-130	25-23
11	BROOKLYN	L 98-106	4-4	29	at Oklahoma City	L 108-116	25-24
13	at Denver	L 98-107	4-5	30	WASHINGTON	L 122-123	25-25
14	DALLAS	L 98-110	4-6	Feb. 2	MIAMI	W 115-102	26-25
16	BOSTON	L 95-111	4-7	4	at Phoenix	W 111-105	27-25
18	PORTLAND	W 108-103(OT)	5-7	6	PORTLAND	L 79-96	27-26
20	at Memphis	L 84-96	5-8	9	at Golden State	L 110-123	27-27
21	NEW YORK	L 102-107	5-9	10	at Portland	L 103-116	27-28
25	MEMPHIS	L 93-102	5-10	19	at Phoenix	W 116-100	28-28
27	PHILADELPHIA	W 116-114	6-10	23	at Utah	L 114-117(OT)	28-29
29	at New York	W 116-111(OT)	7-10	25	at Portland	W 119-105	29-29
30	at Detroit	L 105-116	7-11	27	SAN ANTONIO	L 94-104	29-30
Dec. 2	NEW ORLEANS	W 108-101	8-11	29	at Milwaukee	L 121-128	29-31
4	at Dallas	W 100-96	9-11	Mar. 2	NEW ORLEANS	W 100-95	30-31
5	SACRAMENTO	W 120-113	10-11	5	at Chicago	L 100-108	30-32
8	at Brooklyn	L 105-110	10-12	6	at Toronto	W 113-107	31-32
9	at Washington	W 109-103	11-12	9	at Philadelphia	W 118-104	32-32
12	L.A. LAKERS	W 126-97	12-12	11	at Boston	W 102-98	33-32
14	at Denver	L 108-114	12-13	12	at Charlotte	L 109-125	33-33
15	at Sacramento	L 97-107	12-14	14	MEMPHIS	W 130-81	34-33
17	at L.A. Lakers	W 107-87	13-14	16	L.A. CLIPPERS	L 106-122	34-34
19	L.A. CLIPPERS	W 107-97	14-14	18	MINNESOTA	W 116-111	35-34
21	CHARLOTTE	W 102-95	15-14	19	at Atlanta	L 97-109	35-35
23	at Orlando	L 101-104	15-15	22	at Oklahoma City	L 107-111	35-36
25	SAN ANTONIO	W 88-84	16-15	23	UTAH	L 87-89	35-37
26	at New Orleans	L 108-110	16-16	25	TORONTO	W 112-109	36-37
29	ATLANTA	L 115-121	16-17	27	at Indiana	L 101-104	36-38
31	GOLDEN STATE	L 110-114	16-18	29	at Cleveland	W 106-100	37-38
Jan. 2	at San Antonio	L 103-121	16-19	31	CHICAGO	L 100-103	37-39
4	at Utah	W 93-91	17-19	Apr. 3	OKLAHOMA CITY	W 118-110	38-39
7	UTAH	W 103-94	18-19	6	at Dallas	L 86-88	38-40
10	INDIANA	W 107-103(OT)	19-19	7	PHOENIX	L 115-124	38-41
12	at Memphis	W 107-91	20-19	10	L.A. LAKERS	W 130-110	39-41
13	MINNESOTA	W 107-104	21-19	11	at Minnesota	W 129-105	40-41
15	CLEVELAND	L 77-91	21-20	13	SACRAMENTO	W 116-81	41-41



UNDEFEATED IN SPORTS MEDICINE

Sports injuries have met their match.

Whether you're facing a sports injury or just want to up your game, our Memorial Hermann IRONMAN Sports Medicine Institute can help. Affiliated physicians from McGovern Medical School at UTHealth and our team of experienced therapists and sports performance specialists work together to speed recovery and improve performance. It's a winning combination – and one only found at Memorial Hermann.

Learn more at
ironman.memorialhermann.org

OFFICIAL HEALTHCARE PROVIDER



TEXAS MEDICAL CENTER | MEMORIAL CITY
THE WOODLANDS | SUGAR LAND

IRONMAN[®]
Sports Medicine Institute

MEMORIAL[®]
HERMANN

ADVANCING HEALTH

Rockets All-Time Roster

All players who participated in a minimum of one regular season game are listed. Including current team members, 339 players have played for the Rockets. Another 11 players (Marqus Blakely, Marcus Cousin, Derek Fisher, Gerald Fitch, Dion Glover, Tyler Honeycutt, Alexander Johnson, Tod Murphy, Diamon Simpson, Malcolm Thomas and Royce White) were on the roster (DNP-CD, inactive list) or on the injured list and never played in a game. Information in parentheses is: round, year, team and number of selection in the NBA Draft. Capitalized names indicate active players.

Zaid Abdul-Aziz (Don Smith) #6, #35, #27

Iowa State '68 (1st, 1968, Cincinnati, 5th)

Born Apr. 7, 1946 in Brooklyn, NY; 6-9/235; With Rockets: 1972-75; 1977-78

Seasons	G	MIN	FGM-A	PCT	3FTM-A	PCT	FTM-A	PCT	—Rebounds—			AST	PF-D	ST	BL	PTS	AVG	HI
									OFF	DEF	TOT							
HOU - 4	206	4943	740-1692	.437	-	-	486-625	.778	426	1020	1750	310	488-6	119	180	1966	9.5	27
Playoffs																		
HOU - 1	6	68	12-31	.387	-	-	2-5	.400	7	10	17	3	5-0	1	3	26	4.3	14

Mark Acres #42

Oral Roberts '85 (2nd, 1985, Dallas, 40th)

Born Nov. 15, 1962 in Inglewood, CA; 6-11/225; With Rockets: 1992-93

Seasons	G	MIN	FGM-A	PCT	3FTM-A	PCT	FTM-A	PCT	—Rebounds—			AST	PF-D	ST	BL	PTS	AVG	HI
									OFF	DEF	TOT							
HOU - 1	6	23	2-9	.222	1-2	.500	1-2	.500	2	4	6	0	2-0	0	0	6	1.0	3

Charles "Bud" Acton #24

Hillsdale '66 (Undrafted)

Born Jan. 11, 1942; 6-6/210; With Rockets: 1967-68

Seasons	G	MIN	FGM-A	PCT	3FTM-A	PCT	FTM-A	PCT	—Rebounds—			AST	PF-D	ST	BL	PTS	AVG	HI
									OFF	DEF	TOT							
SD - 1	23	195	397-976	.392	-	-	19-29	.655	-	-	47	11	35-0	-	-	77	3.3	12

Don Adams #32, #10

Northwestern '70 (8th, 1970, ROCKETS, 120th)

Born Nov. 27, 1947 in Atlanta, GA; 6-7/210; With Rockets: 1970-72

Seasons	G	MIN	FGM-A	PCT	3FTM-A	PCT	FTM-A	PCT	—Rebounds—			AST	PF-D	ST	BL	PTS	AVG	HI
									OFF	DEF	TOT							
SD - 2	85	2415	397-976	.407	-	-	156-214	.729	-	-	589	176	351-12	-	-	950	11.2	3

Rick Adelman #12

Loyola Marymount '68 (7th, 1968, ROCKETS, 79th)

Born June 16, 1946 in Lynwood, CA; 6-2/179; With Rockets: 1968-70; head coach Rockets 2007-11

Seasons	G	MIN	FGM-A	PCT	3FTM-A	PCT	FTM-A	PCT	—Rebounds—			AST	PF-D	ST	BL	PTS	AVG	HI
									OFF	DEF	TOT							
SD - 2	112	2165	273-696	.392	-	-	199-295	.675	-	-	297	351	248-1	-	-	745	6.7	23
Playoffs																		
SD - 1	6	187	24-53	.453	-	-	22-37	.595	-	-	15	29	18-0	-	-	70	11.7	26

Jeff Adrien #8

Connecticut '09 (Undrafted)

Born February 10, 1986 in Naples, FL; 6-7/243; With Rockets: 2011-12

Seasons	G	MIN	FGM-A	PCT	3FTM-A	PCT	FTM-A	PCT	—Rebounds—			AST	PF-D	ST	BL	PTS	AVG	HI
									OFF	DEF	TOT							
HOU - 1	8	63	7-16	.438	0-0	-	7-12	.583	5	17	22	1	13-0	0	2	21	2.6	7

Cole Aldrich #31

Kansas '10 (1st, 2010, New Orleans, 11th)

Born Oct. 31, 1988 in Burnsville, MN; 6-11/240; With Rockets: 2012-13

Seasons	G	MIN	FGM-A	PCT	3FTM-A	PCT	FTM-A	PCT	—Rebounds—			AST	PF-D	ST	BL	PTS	AVG	HI
									OFF	DEF	TOT							
HOU - 1	30	213	23-43	.535	0-0	-	4-9	.444	12	45	57	6	41-0	3	9	50	1.7	6

Rafer Alston #12

Fresno State '98 (2nd, 1998, Milwaukee, 39th)

Born July 24, 1976 in Queens, NY; 6-2/175; With Rockets: 2005-09

Seasons	G	MIN	FGM-A	PCT	3FTM-A	PCT	FTM-A	PCT	—Rebounds—			AST	PF-D	ST	BL	PTS	AVG	HI
									OFF	DEF	TOT							
HOU - 4	267	9588	1220-3204	.381	517-1478	.350	413-566	.730	118	823	941	1519	600-6	385	50	3370	12.6	31
Playoffs																		
HOU - 2	11	435	46-122	.377	27-75	.360	14-18	.778	8	46	54	53	30-0	17	3	133	12.1	20

David Andersen #13

Australia '02 (2nd, 2002, Atlanta, 37th)

Born June 23, 1980 in Carlton, Australia; 6-11/245; With Rockets: 2009-10

Seasons	G	MIN	FGM-A	PCT	3FTM-A	PCT	FTM-A	PCT	—Rebounds—			AST	PF-D	ST	BL	PTS	AVG	HI
									OFF	DEF	TOT							
HOU - 1	63	891	147-340	.432	27-78	.346	46-67	.687	54	154	208	44	119-0	15	12	367	5.8	19

Derek Anderson #8

Kentucky '97 (1st, 1997, Cleveland, 13th)

Born July 18, 1974 in Louisville, KY; 6-5/195; With Rockets: 2005-06

Seasons	G	MIN	FGM-A	PCT	3FTM-A	PCT	FTM-A	PCT	—Rebounds—			AST	PF-D	ST	BL	PTS	AVG	HI
									OFF	DEF	TOT							
HOU - 1	20	582	68-173	.393	19-67	.284	61-73	.836	12	71	83	53	49-0	15	4	216	10.8	23

Rockets All-Time Roster

James Anderson #5

Oklahoma State '10 (1st, 2010, San Antonio, 20th)

Born March 25, 1989 in El Dorado, AR; 6-6/215; With Rockets: 2012-13

Seasons	G	MIN	FGM-A	PCT	3FTM-A	PCT	FTM-A	PCT	—Rebounds—			AST	PF-D	ST	BL	PTS	AVG	HI
									OFF	DEF	TOT							
HOU -1	29	307	41-101	.406	16-49	.327	17-19	.895	15	43	58	33	18-0	12	3	115	4.0	14
Playoffs																		
HOU -1	2	18	1-5	.200	0-3	.000	0-0	-	1	3	4	0	2-0	0	0	2	1.0	2

Richard Anderson #40

UC-Santa Barbara '82 (2nd, 1982, L.A. Clippers, 32nd)

Born Nov. 19, 1960 in San Pedro, CA; 6-10/240; With Rockets: 1986-88

Seasons	G	MIN	FGM-A	PCT	3FTM-A	PCT	FTM-A	PCT	—Rebounds—			AST	PF-D	ST	BL	PTS	AVG	HI
									OFF	DEF	TOT							
HOU -2	63	365	70-165	.424	10-31	.323	26-34	.765	33	63	96	37	41-0	8	3	176	2.8	10
Playoffs																		
HOU -1	5	5	1-3	.333	1-2	.500	2-2	1.000	1	0	1	0	1-0	0	0	5	1.0	3

Shandon Anderson #40

Georgia '96 (2nd, 1996, Utah, 54th)

Born Dec. 31, 1973 in Atlanta, GA; 6-6/210; With Rockets: 1999-2001

Seasons	G	MIN	FGM-A	PCT	3FTM-A	PCT	FTM-A	PCT	—Rebounds—			AST	PF-D	ST	BL	PTS	AVG	HI
									OFF	DEF	TOT							
HOU -2	164	5096	631-1368	.461	125-395	.316	332-441	.753	163	554	717	428	384-0	178	72	1719	10.5	35

TREVOR ARIZA #1

UCLA '04 (2nd, 2004, New York, 43rd)

Born June 30, 1985 in Miami, FL; 6-8/210; With Rockets: 2009-10 and 2014-16

Seasons	G	MIN	FGM-A	PCT	3FTM-A	PCT	FTM-A	PCT	—Rebounds—			AST	PF-D	ST	BL	PTS	AVG	HI
									OFF	DEF	TOT							
HOU -3	235	8418	1117-2768	.404	515-1461	.352	396-532	.744	222	1006	1228	673	525-0	438	83	3145	13.4	33
Playoffs																		
HOU -2	22	836	88-227	.388	40-124	.323	41-46	.891	25	105	130	48	67-0	43	3	257	11.7	22

Hilton Armstrong #3

Connecticut '06 (1st, 2006, New Orleans/Oklahoma City, 12th)

Born Nov. 23, 1984 in Peekskill, NY; 6-11/235; With Rockets: 2009-10

Seasons	G	MIN	FGM-A	PCT	3FTM-A	PCT	FTM-A	PCT	—Rebounds—			AST	PF-D	ST	BL	PTS	AVG	HI
									OFF	DEF	TOT							
HOU -1	9	40	5-17	.294	0-1	.000	0-2	.000	5	1	6	3	10-0	5	0	10	1.1	2

Ron Artest (Metta World Peace) #96

St. John's '99 (1st, 1999, Chicago, 16th)

Born Nov. 13, 1979 in Queensbridge, NY; 6-7/260; With Rockets: 2008-09

Seasons	G	MIN	FGM-A	PCT	3FTM-A	PCT	FTM-A	PCT	—Rebounds—			AST	PF-D	ST	BL	PTS	AVG	HI
									OFF	DEF	TOT							
HOU -1	69	2452	416-1037	.401	153-383	.399	196-262	.748	65	294	359	229	155-2	105	24	1181	17.1	32
Playoffs																		
HOU -1	13	488	80-203	.394	23-83	.277	20-28	.714	12	44	56	54	27-0	14	3	203	15.6	27

Omer Asik #3

Turkey '08 (2nd, 2008, Portland, 36th)

Born July 4, 1986 in Bursa, Turkey; 7-0/255; With Rockets: 2012-14

Seasons	G	MIN	FGM-A	PCT	3FTM-A	PCT	FTM-A	PCT	—Rebounds—			AST	PF-D	ST	BL	PTS	AVG	HI
									OFF	DEF	TOT							
HOU -2	130	3432	433-804	.539	0-1	-	246-425	.579	376	958	1334	100	315	60	124	1112	8.6	22
Playoffs																		
HOU -2	12	371	38-72	.528	0-0	-	33-50	.66	42	74	116	7	51	6	14	109	9.1	21

Gus Bailey #22

Texas-El Paso '74 (2nd, 1974, ROCKETS, 23rd)

Born Feb. 18, 1951 in Gibson, NC; 6-5/185; With Rockets: 1974-76

Seasons	G	MIN	FGM-A	PCT	3FTM-A	PCT	FTM-A	PCT	—Rebounds—			AST	PF-D	ST	BL	PTS	AVG	HI
									OFF	DEF	TOT							
HOU -2	77	708	79-203	.389	-	-	34-69	.493	43	89	132	100	85-1	31	24	192	2.5	14
Playoffs																		
HOU -1	8	116	18-36	.500	-	-	9-10	.900	6	13	19	16	12-0	6	2	45	5.6	13

James Bailey #2

Rutgers '79 (1st, 1979, Seattle, 6th)

Born May 21, 1957 in Dublin, GA; 6-9/220; With Rockets: 1982-84

Seasons	G	MIN	FGM-A	PCT	3FTM-A	PCT	FTM-A	PCT	—Rebounds—			AST	PF-D	ST	BL	PTS	AVG	HI
									OFF	DEF	TOT							
HOU -2	142	2889	630-1273	.495	0-2	.000	362-512	.707	272	490	762	144	453-15	75	99	1622	11.4	34

Vin Baker #42

Hartford '93 (1st, 1993, Milwaukee, 8th)

Born Nov. 23, 1971 in Lake Wales, FL; 6-11/240; With Rockets: 2004-05

Seasons	G	MIN	FGM-A	PCT	3FTM-A	PCT	FTM-A	PCT	—Rebounds—			AST	PF-D	ST	BL	PTS	AVG	HI
									OFF	DEF	TOT							
HOU -1	3	13	0-4	.000	0-0	.000	2-2	1.000	0	2	2	1	7-0	0	0	2	0.7	2

Rockets All-Time Roster

Tom Barker #15

Hawaii '76 (4th, 1976, Atlanta, 53rd)

Born March 11, 1955 in Harlingen, TX; 6-11/230; With Rockets: 1978-79

Seasons	G	MIN	FGM-A	PCT	3FTM-A	PCT	FTM-A	PCT	Rebounds			AST	PF-D	ST	BL	PTS	AVG	HI
									OFF	DEF	TOT							
HOU - 1	5	16	3-6	.500	-	-	2-2	1.000	2	4	6	0	5-0	0	0	8	1.6	4

Charles Barkley #4

Auburn '84 (1st, 1984, Philadelphia, 5th)

Born Feb. 20, 1963 in Leeds, AL; 6-6/252; With Rockets: 1996-2000

Seasons	G	MIN	FGM-A	PCT	3FTM-A	PCT	FTM-A	PCT	Rebounds			AST	PF-D	ST	BL	PTS	AVG	HI
									OFF	DEF	TOT							
HOU - 4	183	6398	1042-2160	.482	86-340	.253	847-1189	.712	691	1544	2235	720	477-4	197	70	3017	16.5	43
Playoffs																		
HOU - 3	24	849	134-289	.464	13-47	.277	135-185	.730	82	186	268	73	76-2	30	9	416	17.3	30

Harry Barnes #30

Northeastern '68 (4th, 1968, ROCKETS, 37th)

Born July 25, 1945; 6-3/205; With Rockets: 1968-69

Seasons	G	MIN	FGM-A	PCT	3FTM-A	PCT	FTM-A	PCT	Rebounds			AST	PF-D	ST	BL	PTS	AVG	HI
									OFF	DEF	TOT							
SD - 1	22	126	18-64	.281	-	-	7-13	.538	-	-	26	5	25-0	-	-	43	2.0	8

Jim Barnett #33

Oregon '66 (1st, 1966, Boston, 8th)

Born July 7, 1944 in Greenville, SC; 6-4/175; With Rockets: 1967-70

Seasons	G	MIN	FGM-A	PCT	3FTM-A	PCT	FTM-A	PCT	Rebounds			AST	PF-D	ST	BL	PTS	AVG	HI
									OFF	DEF	TOT							
SD - 3	207	5519	1094-2547	.430	-	-	606-794	.763	-	-	822	760	563-5	-	-	2794	13.5	42
Playoffs																		
SD - 1	6	51	9-23	.391	-	-	7-8	.875	-	-	3	7	5-0	-	-	25	4.2	10

John Barnhill #30

Tennessee State '59 (11th, 1959, St. Louis, 79th)

Born March 30, 1938; 6-1/180; With Rockets: 1967-68

Seasons	G	MIN	FGM-A	PCT	3FTM-A	PCT	FTM-A	PCT	Rebounds			AST	PF-D	ST	BL	PTS	AVG	HI
									OFF	DEF	TOT							
SD - 1	75	1883	295-700	.421	-	-	154-234	.658	-	-	173	259	143-1	-	-	744	9.9	26

Andre Barrett #12

Seton Hall '04 (Undrafted)

Born Feb. 21, 1982 in Bronx, NY; 5-10/173; With Rockets: 2004-05

Seasons	G	MIN	FGM-A	PCT	3FTM-A	PCT	FTM-A	PCT	Rebounds			AST	PF-D	ST	BL	PTS	AVG	HI
									OFF	DEF	TOT							
HOU - 1	27	314	20-69	.290	9-37	.243	7-10	.700	5	14	19	42	35-0	14	0	56	2.1	14

Brent Barry #17

Oregon State '95 (1st, 1995, Denver, 15th)

Born Dec. 31, 1971 in Hempstead, NY; 6-7/210; With Rockets: 2008-09

Seasons	G	MIN	FGM-A	PCT	3FTM-A	PCT	FTM-A	PCT	Rebounds			AST	PF-D	ST	BL	PTS	AVG	HI
									OFF	DEF	TOT							
HOU - 1	56	857	70-172	.407	49-131	.374	19-20	.950	17	77	94	78	45-0	24	3	208	3.7	11
Playoffs																		
HOU - 1	4	35	5-10	.500	3-8	.375	0-0	.000	0	4	4	3	3-0	2	0	13	3.3	8

Jon Barry #20

Georgia Tech '92 (1st, 1992, Boston, 21st)

Born July 25, 1969 in Oakland, CA; 6-5/208; With Rockets: 2004-06

Seasons	G	MIN	FGM-A	PCT	3FTM-A	PCT	FTM-A	PCT	Rebounds			AST	PF-D	ST	BL	PTS	AVG	HI
									OFF	DEF	TOT							
HOU - 2	73	1572	155-356	.435	72-165	.436	76-87	.874	23	146	169	165	92-0	59	8	458	6.3	24
Playoffs																		
HOU - 1	7	183	21-48	.438	11-23	.478	7-8	.875	1	28	29	9	13-0	5	0	60	8.6	16

Rick Barry #2, #4

Miami '65 (2nd, 1965, Golden State, 9th)

Born March 28, 1944 in Elizabeth, NJ; 6-7/220; With Rockets: 1978-80

Seasons	G	MIN	FGM-A	PCT	3FTM-A	PCT	FTM-A	PCT	Rebounds			AST	PF-D	ST	BL	PTS	AVG	HI
									OFF	DEF	TOT							
HOU - 2	152	4382	786-1771	.444	73-221	.330	303-322	.941	93	420	513	770	377-0	175	66	1948	12.8	38
Playoffs																		
HOU - 2	8	144	20-58	.345	3-12	.250	14-14	1.000	2	12	14	24	19-0	1	1	57	7.1	15

Shane Battier #31

Duke '01 (1st, 2001, Memphis, 6th)

Born Sept. 9, 1978 in Birmingham, MI; 6-8/220; With Rockets: 2006-11

Seasons	G	MIN	FGM-A	PCT	3FTM-A	PCT	FTM-A	PCT	Rebounds			AST	PF-D	ST	BL	PTS	AVG	HI
									OFF	DEF	TOT							
HOU - 5	348	11912	1066-2482	.429	576-1483	.388	344-463	.743	382	1241	1623	784	766-4	310	351	3052	8.8	28
Playoffs																		
HOU - 3	26	1014	76-177	.429	48-122	.393	37-42	.881	31	74	105	49	72-0	32	21	237	9.1	23

Rockets All-Time Roster

Lonny Baxter #35

Maryland '02 (2nd, 2002, Chicago, 44th)

Born Jan. 27, 1979 in Silver Spring, MD; 6-8/261; With Rockets: 2005-06

Seasons	G	MIN	FGM-A	PCT	3FTM-A	PCT	FTM-A	PCT	—Rebounds—			AST	PF-D	ST	BL	PTS	AVG	HI
									OFF	DEF	TOT							
HOU -1	23	281	33-72	.458	0-0	.000	16-19	.842	38	46	84	2	48-1	9	7	82	3.6	18

MICHAEL BEASLEY #8

Kansas State '08 (1st, 2008, Portland, 2nd)

Born Jan. 9, 1989 in Frederick, MD, 6-9/235; With Rockets 2015-16

Seasons	G	MIN	FGM-A	PCT	3FTM-A	PCT	FTM-A	PCT	—Rebounds—			AST	PF-D	ST	BL	PTS	AVG	HI
									OFF	DEF	TOT							
HOU -1	20	363	107-205	.522	3-9	.333	38-49	.776	29	69	98	16	39-0	11	9	255	12.8	30
Playoffs																		
HOU -1	5	80	22-46	.478	2-6	.333	6-7	.857	4	17	21	3	8-0	1	0	52	10.4	17

Ron Behagen #34

Minnesota '73 (1st, 1973, Kansas City-Omaha, 7th)

Born Jan. 19, 1951 in New York, NY; 6-9/235; With Rockets: 1977-78

Seasons	G	MIN	FGM-A	PCT	3FTM-A	PCT	FTM-A	PCT	—Rebounds—			AST	PF-D	ST	BL	PTS	AVG	HI
									OFF	DEF	TOT							
HOU -1	3	33	7-11	.636	-	-	0-1	.000	2	5	7	2	6-0	0	0	14	4.7	8

Elmer Bennett #6

Notre Dame '92 (2nd, 1992, Atlanta, 38th)

Born Feb. 13, 1970 in Evanston, IL; 6-0/171; With Rockets: 1996-97

Seasons	G	MIN	FGM-A	PCT	3FTM-A	PCT	FTM-A	PCT	—Rebounds—			AST	PF-D	ST	BL	PTS	AVG	HI
									OFF	DEF	TOT							
HOU -1	4	16	2-6	.333	1-3	.333	5-6	.833	0	1	7	4	1-0	2	0	10	2.5	4

Walter Berry #6

St. John's '86 (1st, 1986, Portland, 14th)

Born May 14, 1964 in Harlem, NY; 6-8/215; With Rockets: 1988-89

Seasons	G	MIN	FGM-A	PCT	3FTM-A	PCT	FTM-A	PCT	—Rebounds—			AST	PF-D	ST	BL	PTS	AVG	HI
									OFF	DEF	TOT							
HOU -1	40	799	146-270	.541	1-2	.500	57-80	.713	54	98	152	57	114-11	19	35	350	8.8	18
Playoffs																		
HOU -1	4	57	13-26	.500	0-0	.000	7-8	.875	3	6	9	5	8-0	2	1	33	8.3	11

PATRICK BEVERLEY #12

Arkansas '09 (2nd, 2009, L.A. Lakers, 42nd)

Born July 12, 1988 in Chicago, IL; 6-1/185; With Rockets: 2012-16

Seasons	G	MIN	FGM-A	PCT	3FTM-A	PCT	FTM-A	PCT	—Rebounds—			AST	PF-D	ST	BL	PTS	AVG	HI
									OFF	DEF	TOT							
HOU -4	71	2041	258-594	.434	124-310	.400	60-88	.682	73	177	250	239	234-8	94	26	700	12.0	22
HOU -3	5	129	10-37	.270	3-14	.214	6-6	1.000	4	18	22	11	17-0	2	2	29	8.9	16

Tarik Black #10

Kansas '14 (Undrafted)

Born November 22, 1991 in Memphis, TN; 6-9/257; With Rockets: 2014-15

Seasons	G	MIN	FGM-A	PCT	3FTM-A	PCT	FTM-A	PCT	—Rebounds—			AST	PF-D	ST	BL	PTS	AVG	HI
									OFF	DEF	TOT							
HOU -1	25	393	45-83	.542	0-1	.000	15-29	.517	58	69	127	8	56-1	6	2	105	4.2	11

John Block #34

Southern California '66 (3rd, 1966, L.A. Lakers, 27th)

Born April 16, 1944 in Los Angeles, CA; 6-10/220; With Rockets: 1967-71

Seasons	G	MIN	FGM-A	PCT	3FTM-A	PCT	FTM-A	PCT	—Rebounds—			AST	PF-D	ST	BL	PTS	AVG	HI
									OFF	DEF	TOT							
SD -4	285	7910	1512-3535	.428	-	-	1114-1431	.778	58	2325	447	906-7	-	-	4138	14.5	36	
Playoffs																		
SD -1	5	97	24-45	.533	-	-	14-18	.778	-	-	14	3	18-0	-	-	62	12.4	20

Keith Bogans #10

Kentucky '03 (2nd, 2003, Milwaukee, 43rd)

Born May 12, 1980 in Washington, DC; 6-5/215; With Rockets: 2005-06

Seasons	G	MIN	FGM-A	PCT	3FTM-A	PCT	FTM-A	PCT	—Rebounds—			AST	PF-D	ST	BL	PTS	AVG	HI
									OFF	DEF	TOT							
HOU -1	33	1064	101-256	.395	32-102	.314	47-81	.580	26	123	149	83	89-1	32	6	281	8.5	20

Phil Bond #30

Louisville '77 (3rd, 1977, ROCKETS, 62nd)

Born July 27, 1954 in Louisville, KY; 6-2/175; With Rockets: 1977-78

Seasons	G	MIN	FGM-A	PCT	3FTM-A	PCT	FTM-A	PCT	—Rebounds—			AST	PF-D	ST	BL	PTS	AVG	HI
									OFF	DEF	TOT							
HOU -1	7	21	2-6	.333	-	-	0-0	.000	1	3	4	2	1-0	1	0	4	0.6	2

Melvin Booker #9

Missouri '94 (Undrafted)

Born Aug. 20, 1972 in Pascagoula, MS; 6-1/188; With Rockets: 1995-96

Seasons	G	MIN	FGM-A	PCT	3FTM-A	PCT	FTM-A	PCT	—Rebounds—			AST	PF-D	ST	BL	PTS	AVG	HI
									OFF	DEF	TOT							
HOU -1	11	131	16-50	.320	3-19	.158	9-11	.818	1	8	9	21	18-0	5	1	44	4.0	9

Rockets All-Time Roster

Ryan Bowen #40

Iowa '98 (2nd, 1998, Denver, 55th)

Born Nov. 20, 1975 in Fort Madison, IA; 6-9/218; With Rockets: 2004-06

Seasons	G	MIN	FGM-A	PCT	3FTM-A	PCT	FTM-A	PCT	--Rebounds--			AST	PF-D	ST	BL	PTS	AVG	HI
									OFF	DEF	TOT							
HOU - 2	134	1256	84-235	.357	6-28	.214	25-35	.714	52	112	164	42	146-0	44	11	199	1.5	14
Playoffs																		
HOU - 1	7	125	8-25	.320	0-0	.000	2-3	.667	7	7	14	6	23-2	6	0	18	2.6	7

Anthony Bowie #25

Oklahoma '86 (3rd, 1986, ROCKETS, 66th)

Born Nov. 9, 1963 in Tulsa, OK; 6-6/190; With Rockets: 1989-90

Seasons	G	MIN	FGM-A	PCT	3FTM-A	PCT	FTM-A	PCT	--Rebounds--			AST	PF-D	ST	BL	PTS	AVG	HI
									OFF	DEF	TOT							
HOU - 1	66	918	119-293	.406	6-21	.286	40-54	.741	36	82	118	96	80-0	42	5	284	4.3	18
Playoffs																		
HOU - 1	2	4	0-1	.000	0-0	.000	0-0	.000	0	0	0	0	1-0	0	0	0	0.0	0

Earl Boykins #6

Eastern Michigan '98 (Undrafted)

Born June 2, 1976 in Cleveland, OH; 5-5/133; With Rockets: 2011-12

Seasons	G	MIN	FGM-A	PCT	3FTM-A	PCT	FTM-A	PCT	--Rebounds--			AST	PF-D	ST	BL	PTS	AVG	HI
									OFF	DEF	TOT							
HOU - 1	8	111	12-36	.333	2-9	.222	13-15	.867	0	11	11	17	5-0	1	0	39	4.9	10

Alonzo Bradley #30, #22

Texas Southern '77 (2nd, 1977, Indiana, 29th)

Born Oct. 16, 1953 in Utica, MS; 6-6/190; With Rockets: 1977-80

Seasons	G	MIN	FGM-A	PCT	3FTM-A	PCT	FTM-A	PCT	--Rebounds--			AST	PF-D	ST	BL	PTS	AVG	HI
									OFF	DEF	TOT							
HOU - 3	99	1139	184-440	.418	1-1	1.000	71-101	.703	39	112	151	74	125-1	24	7	440	4.4	20
Playoffs																		
HOU - 2	5	16	6-9	.667	1-1	1.000	3-5	.600	1	2	3	1	2-0	1	0	16	3.2	7

Torrave Braggs #32

Xavier '98 (2nd, 1998, Utah, 57th)

Born May 15, 1976 in Fresno, CA; 6-8/245; With Rockets: 2003-05

Seasons	G	MIN	FGM-A	PCT	3FTM-A	PCT	FTM-A	PCT	--Rebounds--			AST	PF-D	ST	BL	PTS	AVG	HI
									OFF	DEF	TOT							
HOU - 2	18	156	16-35	.457	0-0	.000	8-12	.667	22	24	46	6	25-0	4	2	40	2.2	6

Tim Breaux #15

Wyoming '92 (Undrafted)

Born Sept. 19, 1970 in Baton Rouge, LA; 6-7/215; With Rockets: 1994-96

Seasons	G	MIN	FGM-A	PCT	3FTM-A	PCT	FTM-A	PCT	--Rebounds--			AST	PF-D	ST	BL	PTS	AVG	HI
									OFF	DEF	TOT							
HOU - 2	96	910	104-282	.369	21-71	.296	60-94	.638	38	56	94	39	67-0	22	12	289	3.0	17

COREY BREWER #33

Florida '06 (1st, Minnesota, 7th)

Born Mar. 5, 1986 in Portland, TN; 6-9/185; With Rockets: 2014-16

Seasons	G	MIN	FGM-A	PCT	3FTM-A	PCT	FTM-A	PCT	--Rebounds--			AST	PF-D	ST	BL	PTS	AVG	HI
									OFF	DEF	TOT							
HOU - 2	82	1669	212-552	.384	61-224	.272	105-140	.750	42	157	199	109	168-2	84	19	590	9.1	26
Playoffs																		
HOU - 2	22	505	79-194	.407	13-52	.250	42-63	.667	14	40	54	27	61-0	11	5	213	9.7	22

Ronnie Brewer #10

Arkansas '06 (1st, Utah, 14th)

Born Mar. 20, 1985 in Portland, OR; 6-7/235; With Rockets: 2013-14

Seasons	G	MIN	FGM-A	PCT	3FTM-A	PCT	FTM-A	PCT	--Rebounds--			AST	PF-D	ST	BL	PTS	AVG	HI
									OFF	DEF	TOT							
HOU - 1	23	158	3-15	.2	1-8	.125	0-2	.	2	12	14	10	4	6	1	7	0.3	3

Tyrone Britt #31

Johnson C. Smith [NC] '67 (Undrafted)

Born April 18, 1944; 6-5/200; With Rockets: 1967-68

Seasons	G	MIN	FGM-A	PCT	3FTM-A	PCT	FTM-A	PCT	--Rebounds--			AST	PF-D	ST	BL	PTS	AVG	HI
									OFF	DEF	TOT							
SD - 1	11	84	13-34	.382	-	-	2-3	.667	-	-	15	12	10-0	-	-	28	2.5	8

Aaron Brooks #0

Oregon '07 (1st, 2007, ROCKETS, 26th)

Born Jan. 14, 1985 in Seattle, WA; 6-0/161; With Rockets: 2007-11

Seasons	G	MIN	FGM-A	PCT	3FTM-A	PCT	FTM-A	PCT	--Rebounds--			AST	PF-D	ST	BL	PTS	AVG	HI
									OFF	DEF	TOT							
HOU - 6	297	7090	1226-3002	.408	462-1251	.369	551-646	.853	135	408	543	977	570-5	175	38	3465	11.7	43
Playoffs																		
HOU - 3	25	561	98-229	.428	28-83	.337	49-62	.790	7	42	49	58	43-0	6	4	273	10.9	34

Rockets All-Time Roster

Scott Brooks #1

UC-Irvine '87 (Undrafted)

Born July 31, 1965 in French Camp, CA; 5-11/165; With Rockets: 1992-95

Seasons	G	MIN	FGM-A	PCT	3FTM-A	PCT	FTM-A	PCT	—Rebounds—			AST	PF-D	ST	BL	PTS	AVG	HI
									OFF	DEF	TOT							
HOU - 3	183	2927	360-739	.487	72-177	.407	204-241	.846	33	161	214	414	248-0	138	6	996	5.4	23
Playoffs																		
HOU - 2	17	220	21-48	.438	6-14	.429	10-14	.714	2	10	12	34	24-0	9	0	58	3.4	10

Chucky Brown #52

North Carolina State '89 (2nd, 1989, Cleveland, 43rd)

Born Feb. 29, 1968 in New York, NY; 6-8/215; With Rockets: 1994-96

Seasons	G	MIN	FGM-A	PCT	3FTM-A	PCT	FTM-A	PCT	—Rebounds—			AST	PF-D	ST	BL	PTS	AVG	HI
									OFF	DEF	TOT							
HOU - 2	123	2833	405-729	.556	2-11	.182	142-212	.670	198	432	630	119	268-0	58	52	954	7.8	19
Playoffs																		
HOU - 2	29	494	59-121	.488	1-2	.500	40-55	.727	26	63	89	12	63-2	12	2	159	5.5	16

Tierre Brown #10

McNeese State '01 (Undrafted)

Born June 3, 1979 in Iowa, IA; 6-2/189; With Rockets: 2001-02

Seasons	G	MIN	FGM-A	PCT	3FTM-A	PCT	FTM-A	PCT	—Rebounds—			AST	PF-D	ST	BL	PTS	AVG	HI
									OFF	DEF	TOT							
HOU - 1	40	403	49-115	.426	4-12	.333	21-28	.750	12	30	42	70	26-0	19	3	123	3.1	16

Tony Brown #35

Arkansas '82 (4th, 1982, New Jersey, 82nd)

Born July 29, 1960 in Chicago, IL; 6-6/195; With Rockets: 1988-89

Seasons	G	MIN	FGM-A	PCT	3FTM-A	PCT	FTM-A	PCT	—Rebounds—			AST	PF-D	ST	BL	PTS	AVG	HI
									OFF	DEF	TOT							
HOU - 1	14	91	14-45	.311	2-9	.222	6-8	.750	7	8	15	5	14-0	3	0	36	2.6	14

Rick Brunson #9

Temple '95 (Undrafted)

Born June 14, 1972 in Syracuse, NY; 6-4/190; With Rockets: 2005-06

Seasons	G	MIN	FGM-A	PCT	3FTM-A	PCT	FTM-A	PCT	—Rebounds—			AST	PF-D	ST	BL	PTS	AVG	HI
									OFF	DEF	TOT							
HOU - 1	23	215	16-46	.348	5-12	.417	7-12	.583	1	19	20	33	14-0	8	1	44	1.9	10

Joe Bryant #22

LaSalle '75 (1st, 1975, Golden State, 14th)

Born Oct. 19, 1954 in Philadelphia, PA; 6-9/225; With Rockets: 1982-83

Seasons	G	MIN	FGM-A	PCT	3FTM-A	PCT	FTM-A	PCT	—Rebounds—			AST	PF-D	ST	BL	PTS	AVG	HI
									OFF	DEF	TOT							
HOU - 1	81	2055	344-768	.448	8-36	.222	116-165	.703	88	189	277	186	258-4	82	30	812	10.0	28

Mark Bryant #2

Seton Hall '88 (1st, 1988, Portland, 21st)

Born April 25, 1965 in Glen Ridge, NJ; 6-9/245; With Rockets: 1995-96

Seasons	G	MIN	FGM-A	PCT	3FTM-A	PCT	FTM-A	PCT	—Rebounds—			AST	PF-D	ST	BL	PTS	AVG	HI
									OFF	DEF	TOT							
HOU - 1	71	1587	242-446	.543	0-2	.000	127-177	.718	131	220	351	52	234-4	31	19	611	8.6	30
Playoffs																		
HOU - 1	8	145	21-35	.600	0-0	.000	12-15	.800	7	20	27	4	21-0	1	2	54	6.8	21

Chase Budinger #10

Arizona '09 (2nd, 2009, Detroit, 44th)

Born May 22, 1988 in San Diego, CA; 6-7/218; With Rockets: 2009-12

Seasons	G	MIN	FGM-A	PCT	3FTM-A	PCT	FTM-A	PCT	—Rebounds—			AST	PF-D	ST	BL	PTS	AVG	HI
									OFF	DEF	TOT							
HOU - 3	210	4524	736-1692	.435	269-742	.363	239-295	.810	128	590	718	289	264-0	104	36	1980	9.4	35

Matt Bullard #50

Iowa '90 (Undrafted)

Born June 5, 1967 in West Des Moines, IA; 6-10/235; With Rockets: 1990-94, 1996-2001

Seasons	G	MIN	FGM-A	PCT	3FTM-A	PCT	FTM-A	PCT	—Rebounds—			AST	PF-D	ST	BL	PTS	AVG	HI
									OFF	DEF	TOT							
HOU - 9	538	8074	1110-2630	.422	557-1432	.389	214-282	.759	250	866	1116	501	696-1	167	106	2991	5.6	28
Playoffs																		
HOU - 5	31	309	34-83	.410	23-51	.451	16-18	.889	10	33	43	19	23-0	6	7	107	3.5	12

Adrian Caldwell #44

Lamar '89 (Undrafted)

Born July 4, 1966 in Corpus Christi, TX; 6-9/255; With Rockets: 1989-91; 1994-95

Seasons	G	MIN	FGM-A	PCT	3FTM-A	PCT	FTM-A	PCT	—Rebounds—			AST	PF-D	ST	BL	PTS	AVG	HI
									OFF	DEF	TOT							
HOU - 3	100	704	78-163	.479	0-1	.000	23-51	.451	80	139	219	15	110-0	31	28	179	1.8	11
Playoffs																		
HOU - 1	1	1	0-0	.000	0-0	.000	0-0	.000	0	0	0	0	0-0	0	0	0	0.0	0

Marcus Camby #29

Massachusetts '96 (1st, 1996, Toronto, 2nd)

Born March 22, 1974 in Hartford, CT; 6-11/235; With Rockets: 2011-12

Seasons	G	MIN	FGM-A	PCT	3FTM-A	PCT	FTM-A	PCT	—Rebounds—			AST	PF-D	ST	BL	PTS	AVG	HI
									OFF	DEF	TOT							
HOU - 1	19	458	61-126	.484	2-5	.400	11-26	.423	52	124	176	32	38-0	17	29	135	7.1	14

History

Rockets All-Time Roster

Isaiah Canaan #1

Born July 29, 1991 in Biloxi, MS; 6-0/190; With Rockets: 2013-15

Seasons	G	MIN	FGM-A	PCT	3FTM-A	PCT	FTM-A	PCT	—Rebounds—			AST	PF-D	ST	BL	PTS	AVG	HI
									OFF	DEF	TOT							
HOU - 2	47	621	84-218	.385	50-139	.360	37-50	.740	18	39	57	51	53-0	22	4	255	5.4	31

Murray State '13 (2nd, 2013, ROCKETS, 34th)

CLINT CAPELA #15

Born May 18, 1994 in Geneva, Switzerland; 6-10/245; With Rockets: 2014-16

Seasons	G	MIN	FGM-A	PCT	3FTM-A	PCT	FTM-A	PCT	—Rebounds—			AST	PF-D	ST	BL	PTS	AVG	HI
									OFF	DEF	TOT							
HOU - 2	89	1561	245-426	.575	0-1	.000	84-234	.359	204	326	530	49	204-3	60	101	574	6.4	18
Playoffs	G	MIN	FGM-A	PCT	3FTM-A	PCT	FTM-A	PCT	OFF	DEF	TOT	AST	PF-D	ST	BL	PTS	AVG	HI
HOU - 2	22	170	24-40	.600	0-0	--	17-34	.500	21	41	62	7	24-0	6	11	65	3.0	9

Switzerland '14 (1st, 2014, ROCKETS, 25th)

Antoine Carr #55

Born July 23, 1961 in Oklahoma City, OK; 6-9/270; With Rockets: 1998-99

Seasons	G	MIN	FGM-A	PCT	3FTM-A	PCT	FTM-A	PCT	—Rebounds—			AST	PF-D	ST	BL	PTS	AVG	HI
									OFF	DEF	TOT							
HOU - 1	18	152	21-52	.404	0-1	.000	5-7	.714	9	22	31	9	31-0	1	10	47	2.6	7
Playoffs	G	MIN	FGM-A	PCT	3FTM-A	PCT	FTM-A	PCT	OFF	DEF	TOT	AST	PF-D	ST	BL	PTS	AVG	HI
HOU - 1	4	37	4-11	.364	0-0	.000	0-0	.000	3	4	7	4	19-1	0	1	8	2.0	4

Wichita State '83 (1st, 1983, Detroit, 8th)

DeMarre Carroll #0

Born July 27, 1986 in Birmingham, AL; 6-8/212; With Rockets: 2010-11

Seasons	G	MIN	FGM-A	PCT	3FTM-A	PCT	FTM-A	PCT	—Rebounds—			AST	PF-D	ST	BL	PTS	AVG	HI
									OFF	DEF	TOT							
HOU - 1	5	11	0-3	.000	0-0	.000	0-0	.000	0	0	0	2	0-0	0	0	0	0.0	0

Missouri '09 (1st, 2009, Memphis, 27th)

Joe Barry Carroll #2

Born July 24, 1958 in Pine Bluff, AR; 7-1/255; With Rockets: 1987-88

Seasons	G	MIN	FGM-A	PCT	3FTM-A	PCT	FTM-A	PCT	—Rebounds—			AST	PF-D	ST	BL	PTS	AVG	HI
									OFF	DEF	TOT							
HOU - 1	63	1596	323-715	.452	0-1	.000	113-151	.748	110	286	396	94	149-0	37	81	759	12.0	29
Playoffs	G	MIN	FGM-A	PCT	3FTM-A	PCT	FTM-A	PCT	OFF	DEF	TOT	AST	PF-D	ST	BL	PTS	AVG	HI
HOU - 1	4	116	18-47	.383	0-0	.000	8-10	.800	8	11	19	2	12-0	3	1	44	11.0	16

Purdue '80 (1st, 1980, Golden State, 1st)

Sam Cassell #10

Born Nov. 18, 1969 in Baltimore, MD; 6-3/185; With Rockets: 1993-96

Seasons	G	MIN	FGM-A	PCT	3FTM-A	PCT	FTM-A	PCT	—Rebounds—			AST	PF-D	ST	BL	PTS	AVG	HI
									OFF	DEF	TOT							
HOU - 3	209	4686	704-1639	.430	162-489	.331	539-646	.834	114	419	533	875	511-6	206	25	2109	10.1	31
Playoffs	G	MIN	FGM-A	PCT	3FTM-A	PCT	FTM-A	PCT	OFF	DEF	TOT	AST	PF-D	ST	BL	PTS	AVG	HI
HOU - 3	52	1169	163-410	.398	49-134	.366	158-188	.840	28	90	118	216	148-2	48	8	533	10.3	31

Florida State '93 (1st, 1993, ROCKETS, 24th)

Omri Casspi #18

Born June 22, 1988 in Tel Aviv, Israel; 6-9/225; With Rockets: 2013-14

Seasons	G	MIN	FGM-A	PCT	3FTM-A	PCT	FTM-A	PCT	—Rebounds—			AST	PF-D	ST	BL	PTS	AVG	HI
									OFF	DEF	TOT							
HOU - 1	71	1283	173-410	.422	61-176	.347	83-122	.68	55	205	260	88	100	44	14	490	6.9	20

Israel (1st, 2009, Sacramento, 23rd)

Kelvin Cato #13

Born Aug. 26, 1974 in Atlanta, GA; 6-11/275; With Rockets: 1999-2004

Seasons	G	MIN	FGM-A	PCT	3FTM-A	PCT	FTM-A	PCT	—Rebounds—			AST	PF-D	ST	BL	PTS	AVG	HI
									OFF	DEF	TOT							
HOU - 5	317	7112	764-1455	.525	0-9	.000	447-725	.617	610	1345	1955	158	851-7	176	431	1975	6.2	27
Playoffs	G	MIN	FGM-A	PCT	3FTM-A	PCT	FTM-A	PCT	OFF	DEF	TOT	AST	PF-D	ST	BL	PTS	AVG	HI
HOU - 1	5	148	13-22	.591	0-0	.000	3-7	.429	14	20	34	2	18-1	5	4	29	5.8	12

Iowa State '97 (1st, 1997, Dallas, 15th)

Derrick Chievous #3

Born July 3, 1967 in Jamaica, NY; 6-7/220; With Rockets: 1988-90

Seasons	G	MIN	FGM-A	PCT	3FTM-A	PCT	FTM-A	PCT	—Rebounds—			AST	PF-D	ST	BL	PTS	AVG	HI
									OFF	DEF	TOT							
HOU - 2	122	2031	367-812	.452	8-32	.250	252-331	.761	142	189	331	104	220-1	71	15	994	8.2	27
Playoffs	G	MIN	FGM-A	PCT	3FTM-A	PCT	FTM-A	PCT	OFF	DEF	TOT	AST	PF-D	ST	BL	PTS	AVG	HI
HOU - 1	4	40	5-17	.294	0-0	.000	8-10	.800	5	1	6	2	7-0	1	1	18	4.5	10

Missouri '88 (1st, 1988, ROCKETS, 16th)

Pete Chilcutt #32

Born Sept. 14, 1968 in Sumter, SC; 6-10/232; With Rockets: 1994-96

Seasons	G	MIN	FGM-A	PCT	3FTM-A	PCT	FTM-A	PCT	—Rebounds—			AST	PF-D	ST	BL	PTS	AVG	HI
									OFF	DEF	TOT							
HOU - 2	142	1998	219-507	.432	72-184	.391	48-68	.706	157	316	473	92	182-0	44	57	558	3.9	25
Playoffs	G	MIN	FGM-A	PCT	3FTM-A	PCT	FTM-A	PCT	OFF	DEF	TOT	AST	PF-D	ST	BL	PTS	AVG	HI
HOU - 2	21	333	32-68	.471	14-37	.378	14-19	.737	17	44	61	18	39-0	7	4	92	4.4	13

North Carolina '91 (1st, 1991, Sacramento, 27th)

Rockets All-Time Roster

E.C. Coleman #44, #12

Houston Baptist '73 (3rd, 1973, ROCKETS, 51st)

Born Sept. 25, 1950 in Flora, MS; 6-8/225; With Rockets: 1973-74, 1978-79

Seasons	G	MIN	FGM-A	PCT	3FTM-A	PCT	FTM-A	PCT	—Rebounds—			AST	PF-D	ST	BL	PTS	AVG	HI
									OFF	DEF	TOT							
HOU - 2	64	1114	133-257	.518	-	-	48-75	.640	82	177	259	77	173-4	39	20	314	4.9	19

Jason Collier #52

Georgia Tech '00 (1st, 2000, Milwaukee, 15th)

Born Sept. 8, 1977 in Springfield, OH; 7-0/260; With Rockets: 2000-03

Seasons	G	MIN	FGM-A	PCT	3FTM-A	PCT	FTM-A	PCT	—Rebounds—			AST	PF-D	ST	BL	PTS	AVG	HI
									OFF	DEF	TOT							
HOU - 3	61	691	85-202	0.421	0-2	0	43-58	0.741	55	93	148	16	77-1	10	8	213	3.5	12

Sean Colson #20

Charlotte '98 (Undrafted)

Born July 1, 1975 in Philadelphia, PA; 6-0/175; With Rockets: 2000-01

Seasons	G	MIN	FGM-A	PCT	3FTM-A	PCT	FTM-A	PCT	—Rebounds—			AST	PF-D	ST	BL	PTS	AVG	HI
									OFF	DEF	TOT							
HOU - 1	10	30	6-19	.316	1-4	.250	2-4	.500	2	1	3	7	6-0	1	0	15	1.5	6

Lester Conner #7

Oregon State '82 (1st, 1982, Golden State, 14th)

Born Sept. 17, 1959 in Memphis, TN; 6-4/185; With Rockets: 1987-88

Seasons	G	MIN	FGM-A	PCT	3FTM-A	PCT	FTM-A	PCT	—Rebounds—			AST	PF-D	ST	BL	PTS	AVG	HI
									OFF	DEF	TOT							
HOU - 1	52	399	50-108	.463	0-7	.000	32-41	.780	20	18	38	59	31-0	38	1	132	2.5	8
Playoffs																		
HOU - 1	1	1	0-0	.000	0-0	.000	2-2	1.000	0	1	1	1	0-0	1	0	2	2.0	2

Will Conroy #12, #5

Washington '05 (Undrafted)

Born Dec. 8, 1982 in Portland, OR; 6-2/195; With Rockets: 2009-10

Seasons	G	MIN	FGM-A	PCT	3FTM-A	PCT	FTM-A	PCT	—Rebounds—			AST	PF-D	ST	BL	PTS	AVG	HI
									OFF	DEF	TOT							
HOU - 1	5	36	3-10	.300	0-3	.000	0-2	.000	0	3	3	7	5-0	0	0	6	1.2	2

Brian Cook #43

Illinois '03 (1st, 2003, L.A. Lakers, 24th)

Born Dec. 4, 1980 in Lincoln, IL; 6-9/250; With Rockets: 2008-10

Seasons	G	MIN	FGM-A	PCT	3FTM-A	PCT	FTM-A	PCT	—Rebounds—			AST	PF-D	ST	BL	PTS	AVG	HI
									OFF	DEF	TOT							
HOU - 2	24	69	12-39	.308	4-14	.286	5-7	.714	2	12	14	2	8-0	0	5	33	1.4	5
Playoffs																		
HOU - 1	6	32	4-15	.267	2-9	.222	0-0	.000	3	9	12	3	4-0	2	1	10	1.7	3

Daequan Cook #14

Ohio State '07 (1st, 2007, Philadelphia, 21st)

Born April 28, 1987 in Dayton, OH; 6-5/210; With Rockets: 2012-13

Seasons	G	MIN	FGM-A	PCT	3FTM-A	PCT	FTM-A	PCT	—Rebounds—			AST	PF-D	ST	BL	PTS	AVG	HI
									OFF	DEF	TOT							
HOU - 1	16	165	21-59	.356	11-30	.367	2-3	.667	5	13	18	10	13-0	6	2	55	3.4	18

Robert Covington #33

Tennessee State '13 (Undrafted)

Born December 14, 1990 in Bellwood, IL; 6-9/215; With Rockets: 2013-14

Seasons	G	MIN	FGM-A	PCT	3FTM-A	PCT	FTM-A	PCT	—Rebounds—			AST	PF-D	ST	BL	PTS	AVG	HI
									OFF	DEF	TOT							
HOU - 1	7	34	6-14	.429	4-11	.364	0-0	.000	2	3	5	0	3-0	2	0	16	2.3	6

Dick Cunningham #34

Murray State '68 (2nd, 1968, Phoenix, 21st)

Born July 11, 1946 in Canton, OH; 6-10/252; With Rockets: 1971-72

Seasons	G	MIN	FGM-A	PCT	3FTM-A	PCT	FTM-A	PCT	—Rebounds—			AST	PF-D	ST	BL	PTS	AVG	HI
									OFF	DEF	TOT							
HOU - 1	63	720	67-174	.385	-	-	37-53	.698	4	-	243	57	76-0	-	-	171	2.7	16

Earl Cureton #35

Detroit '80 (3rd, 1979, Philadelphia, 58th)

Born Sept. 3, 1957 in Detroit, MI; 6-9/215; With Rockets: 1993-94

Seasons	G	MIN	FGM-A	PCT	3FTM-A	PCT	FTM-A	PCT	—Rebounds—			AST	PF-D	ST	BL	PTS	AVG	HI
									OFF	DEF	TOT							
HOU - 1	2	30	2-8	.250	0-0	.000	0-2	.000	4	8	12	0	4-0	0	0	4	2.0	4
Playoffs																		
HOU - 1	10	100	8-10	.800	0-0	.000	2-2	1.000	6	23	29	2	20-0	1	2	18	1.8	8

Rockets All-Time Roster

Bill Curley #15

Boston College '94 (1st, 1994, San Antonio, 22nd)

Born May 29, 1972 in Boston, MA; 6-9/245; With Rockets: 1999-2000

Seasons	G	MIN	FGM-A	PCT	3FTM-A	PCT	FTM-A	PCT	—Rebounds—			AST	PF-D	ST	BL	PTS	AVG	HI
									OFF	DEF	TOT							
HOU - 1	4	50	6-11	.545	0-0	.000	0-0	.000	4	4	8	0	10-1	2	0	12	3.0	8

Samuel Dalembert #21

Seton Hall '01 (1st, 2001, Philadelphia, 26th)

Born May 10, 1981 in Port-au-Prince, Haiti; 6-11/250; With Rockets: 2011-12

Seasons	G	MIN	FGM-A	PCT	3FTM-A	PCT	FTM-A	PCT	—Rebounds—			AST	PF-D	ST	BL	PTS	AVG	HI
									OFF	DEF	TOT							
HOU - 1	65	1446	200-395	.506	0-1	.000	90-113	.796	158	298	456	33	162-2	37	111	490	7.5	21

Troy Daniels #30

Virginia Commonwealth '13 (Undrafted)

Born July 15, 1991 in Roanoke, VA; 6-4/204; With Rockets: 2013-15

Seasons	G	MIN	FGM-A	PCT	3FTM-A	PCT	FTM-A	PCT	—Rebounds—			AST	PF-D	ST	BL	PTS	AVG	HI
									OFF	DEF	TOT							
HOU - 2	22	183	30-78	.385	25-68	.368	5-10	.500	0	10	10	9	20-0	0	0	88	4.0	22
Playoffs																		
HOU - 1	4	68	9-17	.529	8-15	.533	5-5	1.000	3	6	9	1	10-0	2	0	31	7.8	17

Emanuel Davis #15

Delaware State '91 (Undrafted)

Born Aug. 27, 1968 in Philadelphia, PA; 6-5/195; With Rockets: 1996-98

Seasons	G	MIN	FGM-A	PCT	3FTM-A	PCT	FTM-A	PCT	—Rebounds—			AST	PF-D	ST	BL	PTS	AVG	HI
									OFF	DEF	TOT							
HOU - 2	58	829	87-196	.444	39-99	.394	36-45	.800	12	57	69	85	75-0	26	5	249	4.3	19

Jim Davis #30

Colorado '64 (4th, 1964, Detroit, 27th)

Born Dec. 18, 1941 in Muncie, IN; 6-9/225; With Rockets: 1971-72

Seasons	G	MIN	FGM-A	PCT	3FTM-A	PCT	FTM-A	PCT	—Rebounds—			AST	PF-D	ST	BL	PTS	AVG	HI
									OFF	DEF	TOT							
HOU - 1	12	180	18-54	.333	-	-	26-38	.684	-	-	44	5	18-0	-	-	62	5.2	16

Josh Davis #18

Wyoming '02 (Undrafted)

Born Aug. 10, 1980 in Salem, OR; 6-8/240; With Rockets: 2005-06

Seasons	G	MIN	FGM-A	PCT	3FTM-A	PCT	FTM-A	PCT	—Rebounds—			AST	PF-D	ST	BL	PTS	AVG	HI
									OFF	DEF	TOT							
HOU - 1	1	1	0-0	.000	0-0	.000	0-0	.000	0	0	0	0	1-0	0	0	0	0.0	0

Carlos Delfino #10

Argentina '03 (1st, 2003, Detroit, 25th)

Born Aug. 29, 1982 in Santa Fe, Argentina; 6-6/230; With Rockets: 2012-13

Seasons	G	MIN	FGM-A	PCT	3FTM-A	PCT	FTM-A	PCT	—Rebounds—			AST	PF-D	ST	BL	PTS	AVG	HI
									OFF	DEF	TOT							
HOU - 1	67	1689	251-620	.405	158-421	.375	48-56	.857	18	202	220	135	114-0	68	9	708	10.6	23
Playoffs																		
HOU - 1	5	120	15-40	.375	11-31	.355	4-4	1.000	1	11	12	10	10-0	3	1	45	9.0	13

SAM DEKKER #7

Wisconsin '15 (1st, 2015, ROCKETS, 18th)

Born May 6, 1994 in Sheboygan, WI; 6-9/230; With Rockets: 2015-16

Seasons	G	MIN	FGM-A	PCT	3FTM-A	PCT	FTM-A	PCT	—Rebounds—			AST	PF-D	ST	BL	PTS	AVG	HI
									OFF	DEF	TOT							
HOU - 1	3	6	0-0	--	0-0	--	0-0	--	0	1	1	0	0-0	1	0	0	0.0	0

Michael Dickerson #3

Arizona '98 (1st, 1998, ROCKETS, 14th)

Born June 25, 1975 in Greenville, SC; 6-5/190; With Rockets: 1998-99

Seasons	G	MIN	FGM-A	PCT	3FTM-A	PCT	FTM-A	PCT	—Rebounds—			AST	PF-D	ST	BL	PTS	AVG	HI
									OFF	DEF	TOT							
HOU - 1	50	1558	215-462	.465	71-164	.433	46-72	.639	26	57	83	95	90-0	27	11	547	10.9	31
Playoffs																		
HOU - 1	4	82	6-22	.273	3-8	.375	2-4	.500	2	2	4	3	8-0	2	3	17	4.3	11

Byron Dinkins #9

North Carolina-Charlotte '89 (Undrafted)

Born June 15, 1967 in Charlotte, NC; 6-2/170; With Rockets: 1989-90

Seasons	G	MIN	FGM-A	PCT	3FTM-A	PCT	FTM-A	PCT	—Rebounds—			AST	PF-D	ST	BL	PTS	AVG	HI
									OFF	DEF	TOT							
HOU - 1	33	362	44-109	.404	1-9	.111	26-30	.867	13	27	40	75	30-0	19	2	115	3.5	12

Jacky Dorsey #44

Georgia '78 (2nd, 1976, New Orleans, 26th)

Born Dec. 18, 1954 in Atlanta, GA; 6-7/230; With Rockets: 1978-79

Seasons	G	MIN	FGM-A	PCT	3FTM-A	PCT	FTM-A	PCT	—Rebounds—			AST	PF-D	ST	BL	PTS	AVG	HI
									OFF	DEF	TOT							
HOU - 1	20	108	24-43	.558	-	-	8-16	.500	12	11	23	2	25-0	1	2	56	2.8	8
Playoffs																		
HOU-1	1	1	0-0	.000	-	-	0-0	.000	0	0	0	0	0-0	0	0	0	0.0	0

Rockets All-Time Roster

Joey Dorsey #15

Memphis '08 (2nd, 2008, Portland, 33rd)

Born Dec. 16, 1983 in Baltimore, MD; 6-8/268; With Rockets: 2008-10, 2014-15

Seasons	G	MIN	FGM-A	PCT	3FTM-A	PCT	FTM-A	PCT	—Rebounds—			AST	PF-D	ST	BL	PTS	AVG	HI
									OFF	DEF	TOT							
HOU - 3	79	914	86-158	.544	3FTM-A 0-1	PCT .000	FTM-A 25-85	PCT .294	OFF 114	DEF 191	TOT 305	AST 28	PF-D 169-1	ST 28	BL 26	PTS 197	AVG 2.5	HI 8

Toney Douglas #15

Florida State '09 (1st, 2009, L.A. Lakers, 29th)

Born March 16, 1986 in Tampa, FL; 6-2/185; With Rockets: 2012-13

Seasons	G	MIN	FGM-A	PCT	3FTM-A	PCT	FTM-A	PCT	—Rebounds—			AST	PF-D	ST	BL	PTS	AVG	HI
									OFF	DEF	TOT							
HOU - 1	49	913	139-352	.395	3FTM-A 61-162	PCT .377	FTM-A 60-68	PCT .882	OFF 23	DEF 67	TOT 90	AST 93	PF-D 103-0	ST 40	BL 2	PTS 399	AVG 8.1	HI 22

Goran Dragic #3

Slovenia '08 (2nd, 2008, San Antonio, 45th)

Born May 6, 1986 in Ljubljana, Slovenia; 6-3/190; With Rockets: 2010-12

Seasons	G	MIN	FGM-A	PCT	3FTM-A	PCT	FTM-A	PCT	—Rebounds—			AST	PF-D	ST	BL	PTS	AVG	HI
									OFF	DEF	TOT							
HOU - 2	88	2130	336-725	.463	3FTM-A 96-256	PCT .375	FTM-A 177-226	PCT .783	OFF 65	DEF 159	TOT 224	AST 406	PF-D 201-1	ST 99	BL 14	PTS 945	AVG 10.7	HI 26

Bryce Drew #11

Valparaiso '98 (1st, 1998, ROCKETS, 16th)

Born Sept. 21, 1974 in Baton Rouge, LA; 6-3/185; With Rockets: 1998-2000

Seasons	G	MIN	FGM-A	PCT	3FTM-A	PCT	FTM-A	PCT	—Rebounds—			AST	PF-D	ST	BL	PTS	AVG	HI
									OFF	DEF	TOT							
HOU - 2	106	1734	205-542	.378	3FTM-A 75-212	PCT .354	FTM-A 53-61	PCT .869	OFF 26	DEF 109	TOT 135	AST 214	PF-D 140-2	ST 53	BL 5	PTS 538	AVG 5.1	HI 20
Playoffs																		
HOU - 1	1	4	1-1	1.000	0-0	.000	0-2	.000	1	2	3	2	1-0	0	0	2	2.0	2

Clyde Drexler #22

Houston '83 (1st, 1983, Portland, 14th)

Born June 22, 1962 in New Orleans, LA; 6-7/222; With Rockets: 1994-98 (#22 retired)

Seasons	G	MIN	FGM-A	PCT	3FTM-A	PCT	FTM-A	PCT	—Rebounds—			AST	PF-D	ST	BL	PTS	AVG	HI
									OFF	DEF	TOT							
HOU - 4	219	8041	1446-3248	.445	363-1072	.339	900-1146	.785	388	950	1338	1192	586-1	412	125	4155	19.0	43
HOU - 4	51	1946	330-749	.441	82-261	.314	206-265	.777	94	238	332	251	157-1	88	29	948	18.6	41

Mike Dunleavy #31, #10

South Carolina '76 (6th, 1976, Philadelphia, 99th)

Born March 21, 1954 in Brooklyn, NY; 6-3/180; With Rockets: 1977-82

Seasons	G	MIN	FGM-A	PCT	3FTM-A	PCT	FTM-A	PCT	—Rebounds—			AST	PF-D	ST	BL	PTS	AVG	HI
									OFF	DEF	TOT							
HOU - 5	280	5548	896-1869	.479	37-122	.303	512-626	.818	107	352	459	1051	626-5	213	15	2341	8.4	48
Playoffs																		
HOU - 4	30	593	84-188	.447	6-21	.286	43-50	.860	11	40	51	90	78-1	19	1	217	7.2	28

John Egan #21

Providence '61 (2nd, 1961, Detroit, 12th)

Born Jan. 31, 1939 in Hartford, CT; 6-0/180; With Rockets: 1970-72

Seasons	G	MIN	FGM-A	PCT	3FTM-A	PCT	FTM-A	PCT	—Rebounds—			AST	PF-D	ST	BL	PTS	AVG	HI
									OFF	DEF	TOT							
SDI/HOU - 2	74	851	69-184	.375	-	-	43-55	.782	OFF -	DEF -	TOT 57	AST 105	PF-D 95-0	ST -	BL -	PTS 181	AVG 2.4	HI 16

Craig Ehlo #3

Washington State '83 (3rd, 1983, ROCKETS, 48th)

Born Aug. 11, 1961 in Lubbock, TX; 6-7/205; With Rockets: 1983-86

Seasons	G	MIN	FGM-A	PCT	3FTM-A	PCT	FTM-A	PCT	—Rebounds—			AST	PF-D	ST	BL	PTS	AVG	HI
									OFF	DEF	TOT							
HOU - 3	88	451	81-180	.450	3-12	.250	43-60	.717	29	51	80	61	61-0	25	7	208	2.4	14
Playoffs																		
HOU - 2	13	44	9-17	.529	0-1	.000	6-7	.857	1	2	3	6	4-0	4	1	24	1.8	6

Mario Elie #17

American International '85 (7th, 1985, Milwaukee, 160th)

Born Nov. 26, 1963 in New York, NY; 6-5/250; With Rockets: 1993-98

Seasons	G	MIN	FGM-A	PCT	3FTM-A	PCT	FTM-A	PCT	—Rebounds—			AST	PF-D	ST	BL	PTS	AVG	HI
									OFF	DEF	TOT							
HOU - 5	344	9562	1128-2351	.480	352-970	.363	748-870	.860	224	699	923	1066	690-2	333	51	3356	9.8	26
Playoffs																		
HOU - 5	74	1981	206-452	.456	74-190	.389	144-174	.828	56	137	193	173	164-3	52	11	630	8.5	22

Dave Feitl #5

Texas-El Paso '86 (2nd, 1986, ROCKETS, 43rd)

Born June 8, 1962 in Butler, PA; 7-0/240; With Rockets: 1986-87, 1990-91

Seasons	G	MIN	FGM-A	PCT	3FTM-A	PCT	FTM-A	PCT	—Rebounds—			AST	PF-D	ST	BL	PTS	AVG	HI
									OFF	DEF	TOT							
HOU - 2	114	870	140-342	.409	0-4	.000	86-115	.748	68	149	217	30	135-0	12	16	366	3.2	17
Playoffs																		
HOU - 1	6	8	0-0	.000	0-0	.000	2-2	1.000	0	1	1	0	0-0	0	0	2	0.3	2

Rockets All-Time Roster

Henry Finkel #17

Born April 20, 1942 in Union City, NJ; 7-0/240; With Rockets: 1967-69

Dayton '66 (2nd, 1966, L.A. Lakers, 17th)

Seasons	G	MIN	FGM-A	PCT	3FTM-A	PCT	FTM-A	PCT	Rebounds			AST	PF-D	ST	BL	PTS	AVG	HI
									OFF	DEF	TOT							
SD - 2	88	1448	291-603	.483	-	-	162-232	.698	-	-	482	93	228-6	-	-	744	8.5	42
Playoffs																		
SD - 1	2	12	0-3	.000	-	-	0-0	.000	-	-	7	0	3-0	-	-	0	0.0	0

Eric "Sleepy" Floyd #11, #21

Born March 6, 1960 in Gastonia, NC; 6-3/175; With Rockets: 1987-93

Georgetown '82 (1st, 1982, New Jersey, 13th)

Seasons	G	MIN	FGM-A	PCT	3FTM-A	PCT	FTM-A	PCT	Rebounds			AST	PF-D	ST	BL	PTS	AVG	HI
									OFF	DEF	TOT							
HOU - 6	439	11631	1842-4312	.427	312-933	.334	1034-1274	.812	-	-	1104	2363	808-2	470	76	5030	11.5	40
Playoffs																		
HOU - 5	22	587	92-214	.430	16-42	.381	47-63	.746	14	32	46	116	31-0	25	3	247	11.2	42

Jonny Flynn #9

Born Feb. 6, 1989 in Niagara Falls, NY; 6-0/185; With Rockets: 2011-12

Syracuse '09 (1st, 2009, Minnesota, 6th)

Seasons	G	MIN	FGM-A	PCT	3FTM-A	PCT	FTM-A	PCT	Rebounds			AST	PF-D	ST	BL	PTS	AVG	HI
									OFF	DEF	TOT							
HOU - 1	11	135	12-41	.293	2-9	.222	11-14	.786	1	7	8	28	8-0	3	1	37	3.4	8

Alton Ford #1

Born May 29, 1981 in Houston, TX; 6-9/280; With Rockets: 2003-04

Houston '01 (2nd, 2001, Phoenix, 51st)

Seasons	G	MIN	FGM-A	PCT	3FTM-A	PCT	FTM-A	PCT	Rebounds			AST	PF-D	ST	BL	PTS	AVG	HI
									OFF	DEF	TOT							
HOU - 1	9	41	6-11	.545	0-0	.000	3-6	.500	3	8	11	3	9-0	0	1	15	1.7	7

Phil Ford #1

Born Feb. 9, 1956 in Rocky Mount, NC; 6-2/186; With Rockets: 1983-85

North Carolina '78 (1st, 1978, Kansas City, 2nd)

Seasons	G	MIN	FGM-A	PCT	3FTM-A	PCT	FTM-A	PCT	Rebounds			AST	PF-D	ST	BL	PTS	AVG	HI
									OFF	DEF	TOT							
HOU - 2	106	2310	250-517	.484	2-19	.105	114-135	.844	31	133	164	471	276-7	65	9	616	5.8	18

Courtney Fortson #9

Born May 23, 1988 in Montgomery, AL; 5-11/185; With Rockets: 2011-12

Arkansas '10 (Undrafted)

Seasons	G	MIN	FGM-A	PCT	3FTM-A	PCT	FTM-A	PCT	Rebounds			AST	PF-D	ST	BL	PTS	AVG	HI
									OFF	DEF	TOT							
HOU - 1	6	49	6-20	.300	2-9	.222	4-6	.667	2	5	7	5	2-0	3	0	18	3.0	12

Richie Frahm #14

Born Aug. 14, 1977 in Battle Ground, WA; 6-5/210; With Rockets: 2005-06

Gonzaga '00 (Undrafted)

Seasons	G	MIN	FGM-A	PCT	3FTM-A	PCT	FTM-A	PCT	Rebounds			AST	PF-D	ST	BL	PTS	AVG	HI
									OFF	DEF	TOT							
HOU - 1	8	117	15-35	.429	8-22	.364	4-5	.800	0	10	10	6	8-0	1	0	42	5.3	16

Steve Francis #3

Born Feb. 21, 1977 in Silver Spring, MD; 6-3/210; With Rockets: 1999-2004, 2007-09

Maryland '99 (1st, 1999, Vancouver, 2nd)

Seasons	G	MIN	FGM-A	PCT	3FTM-A	PCT	FTM-A	PCT	Rebounds			AST	PF-D	ST	BL	PTS	AVG	HI
									OFF	DEF	TOT							
HOU - 6	384	15024	2507-5829	.430	470-1363	.345	1797-2278	.789	727	1591	2318	2411	1210-17	619	166	7281	19.0	44
Playoffs																		
HOU - 1	5	222	30-70	.429	7-17	.412	29-40	.725	6	36	42	38	18-1	7	1	96	19.2	27

World B. Free #21

Born Dec. 9, 1953 in Atlanta, GA; 6-3/190; With Rockets: 1987-88

Guilford '75 (2nd, 1975, Philadelphia, 23rd)

Seasons	G	MIN	FGM-A	PCT	3FTM-A	PCT	FTM-A	PCT	Rebounds			AST	PF-D	ST	BL	PTS	AVG	HI
									OFF	DEF	TOT							
HOU - 1	58	682	143-350	.409	8-35	.229	80-100	.800	14	30	44	60	74-2	20	3	374	6.7	37
Playoffs																		
HOU - 1	2	12	0-2	.000	0-1	.000	0-0	.000	1	1	2	1	2-0	0	0	0	0.0	0

Reece Gaines #4

Born Jan. 7, 1981 in Madison, WI; 6-6/205; With Rockets: 2004-05

Louisville '03 (1st, 2003, Orlando, 15th)

Seasons	G	MIN	FGM-A	PCT	3FTM-A	PCT	FTM-A	PCT	Rebounds			AST	PF-D	ST	BL	PTS	AVG	HI
									OFF	DEF	TOT							
HOU - 1	10	108	10-27	.370	3-12	.250	3-4	.750	0	11	11	3	12-0	3	0	26	2.6	11

Dave Gambee #20

Born Apr. 16, 1937; 6-6/215; With Rockets

Oregon State '58 (1st, 1958, St. Louis, 7th)

Seasons	G	MIN	FGM-A	PCT	3FTM-A	PCT	FTM-A	PCT	Rebounds			AST	PF-D	ST	BL	PTS	AVG	HI
									OFF	DEF	TOT							
SD - 1	80	1755	375-853	.440	-	-	321-379	.847	-	-	464	93	253-5	-	-	1071	13.4	39

Rockets All-Time Roster

Francisco Garcia #32

Louisville '03 (1st, 2005, Sacramento, 23rd)

Born Dec. 31, 1980 in Santo Domingo, Dominican Republic; 6-7/195; With Rockets: 2012-14

Seasons	G	MIN	FGM-A	PCT	3FTM-A	PCT	FTM-A	PCT	—Rebounds—			AST	PF-D	ST	BL	PTS	AVG	HI
									OFF	DEF	TOT							
HOU - 3	87	1602	176-452	.433	475-1319	.360	17-30	.567	25	137	162	98	162-1	50	45	475	5.5	21
Playoffs																		
HOU - 2	8	186	24-56	.429	17-40	.425	6-9	.667	4	18	22	9	24-0	4	5	71	8.9	18

Winston Garland #22

S.W. Missouri State '87 (2nd, 1987, Milwaukee, 40th)

Born Dec. 19, 1964 in Gary, IN; 6-2/175; With Rockets: 1992-93

Seasons	G	MIN	FGM-A	PCT	3FTM-A	PCT	FTM-A	PCT	—Rebounds—			AST	PF-D	ST	BL	PTS	AVG	HI
									OFF	DEF	TOT							
HOU - 1	66	1004	152-343	.443	6-13	.462	81-89	.910	32	76	108	138	116-0	39	4	391	5.9	16
Playoffs																		
HOU - 1	12	246	30-74	.405	0-1	.000	17-17	1.000	6	27	33	31	27-1	16	0	77	6.4	14

Calvin Garrett #00

Oral Roberts '80 (3rd, 1979, Chicago, 47th)

Born July 11, 1956 in Parsons, TN; 6-7/195; With Rockets: 1980-83

Seasons	G	MIN	FGM-A	PCT	3FTM-A	PCT	FTM-A	PCT	—Rebounds—			AST	PF-D	ST	BL	PTS	AVG	HI
									OFF	DEF	TOT							
HOU - 3	125	2530	297-668	.445	4-14	.286	69-90	.767	115	250	365	211	265-0	82	16	667	5.3	22
Playoffs																		
HOU - 2	14	118	9-22	.409	0-1	.000	7-8	.875	3	12	15	6	10-0	5	1	25	1.8	8

Dick Gibbs #40

Texas-El Paso '71 (3rd, 1971, Chicago, 49th)

Born Dec. 20, 1948 in Ames, IA; 6-5/210; With Rockets: 1971-73

Seasons	G	MIN	FGM-A	PCT	3FTM-A	PCT	FTM-A	PCT	—Rebounds—			AST	PF-D	ST	BL	PTS	AVG	HI
									OFF	DEF	TOT							
HOU - 2	65	759	90-266	.338	-	-	55-66	.833	-	-	140	52	128-0	-	-	235	3.7	22

Dan Godfred #35

Evansville '90 (Undrafted)

Born June 14, 1967 in Stillman Valley, IL; 6-10/250; With Rockets: 1991-92

Seasons	G	MIN	FGM-A	PCT	3FTM-A	PCT	FTM-A	PCT	—Rebounds—			AST	PF-D	ST	BL	PTS	AVG	HI
									OFF	DEF	TOT							
HOU - 1	1	2	0-0	.000	0-0	.000	0-0	.000	0	0	0	0	0-0	0	0	0	0.0	0

Andrew Goudelock #0

College of Charleston '11 (2nd, 2011, L.A. Lakers, 46th)

Born Dec. 7, 1988 in Gainesville, GA; 6-3/200; With Rockets 2015-16

Seasons	G	MIN	FGM-A	PCT	3FTM-A	PCT	FTM-A	PCT	—Rebounds—			AST	PF-D	ST	BL	PTS	AVG	HI
									OFF	DEF	TOT							
HOU - 1	8	50	9-20	.450	1-9	.111	3-4	.750	1	1	2	4	4-0	6	2	22	2.8	11
Playoffs																		
HOU - 1	2	11	3-6	.500	0-1	.000	0-0	--	0	2	2	0	0-0	0	0	6	3.0	4

Stephen Graham #9

Oklahoma State '05 (Undrafted)

Born June 11, 1982 in Wilmington, DE; 6-6/215; With Rockets: 2005-06

Seasons	G	MIN	FGM-A	PCT	3FTM-A	PCT	FTM-A	PCT	—Rebounds—			AST	PF-D	ST	BL	PTS	AVG	HI
									OFF	DEF	TOT							
HOU - 1	6	38	6-16	.375	3FTM-A	1-5	200	4.4	1.000	1	6	7	3	5-0	2	17	2.8	9

Devin Gray #9

Clemson '95 (Undrafted)

Born March 10, 1972 in Baltimore, MD; 6-7/240; With Rockets: 1999-2000

Seasons	G	MIN	FGM-A	PCT	3FTM-A	PCT	FTM-A	PCT	—Rebounds—			AST	PF-D	ST	BL	PTS	AVG	HI
									OFF	DEF	TOT							
HOU - 1	21	124	15-37	.405	0-0	.000	19-29	.655	11	14	25	5	22-0	5	3	49	2.3	6

Gerald Green #25

Gulf Shores Academy '05 (1st, 2005, Boston, 18th)

Born Jan. 26, 1986 in Houston, TX; 6-8/200; With Rockets: 2007-08

Seasons	G	MIN	FGM-A	PCT	3FTM-A	PCT	FTM-A	PCT	—Rebounds—			AST	PF-D	ST	BL	PTS	AVG	HI
									OFF	DEF	TOT							
HOU - 1	1	4	3-3	1.000	0-0	.000	0-0	.000	2	0	2	0	2-0	0	0	6	6.0	6

Johnny Green #24

Michigan State '59 (1st, 1959, New York, 6th)

Born Dec. 8, 1933 in Dayton, OH; 6-6/210; With Rockets: 1967-68

Seasons	G	MIN	FGM-A	PCT	3FTM-A	PCT	FTM-A	PCT	—Rebounds—			AST	PF-D	ST	BL	PTS	AVG	HI
									OFF	DEF	TOT							
SD - 1	42	1073	241-526	.458	-	-	100-212	.472	-	-	423	59	112-3	-	-	582	13.9	35

Adrian Griffin #7

Seton Hall '96 (Undrafted)

Born July 4, 1974 in Wichita, KS; 6-5/230; With Rockets: 2003-04

Seasons	G	MIN	FGM-A	PCT	3FTM-A	PCT	FTM-A	PCT	—Rebounds—			AST	PF-D	ST	BL	PTS	AVG	HI
									OFF	DEF	TOT							
HOU - 1	19	133	5-18	.278	1-2	.500	0-4	.000	1	18	19	10	17-0	7	2	11	0.6	3

Rockets All-Time Roster

Eddie Griffin #33

Seton Hall '01 (1st, 2001, New Jersey, 7th)

Born May 30, 1982 in Philadelphia, PA; 6-10/220; With Rockets: 2001-03

Seasons	G	MIN	FGM-A	PCT	3FTM-A	PCT	FTM-A	PCT	—Rebounds—			AST	PF-D	ST	BL	PTS	AVG	HI
									OFF	DEF	TOT							
HOU - 2	150	3786	515-1344	.383	154-465	.331	122-180	.678	255	622	877	139	253-2	69	245	1306	8.7	25

Matt Guokas #11

St. Joseph's [PA] '66 (1st, 1966, Philadelphia, 9th)

Born Feb. 25, 1944 in Philadelphia, PA; 6-6/195; With Rockets: 1973-74

Seasons	G	MIN	FGM-A	PCT	3FTM-A	PCT	FTM-A	PCT	—Rebounds—			AST	PF-D	ST	BL	PTS	AVG	HI
									OFF	DEF	TOT							
HOU - 1	39	1007	93-203	.458	-	-	21-28	.750	17	43	60	133	73-1	27	14	207	5.3	14

Jordan Hamilton #5

Texas '11 (1st, 2011, Dallas, 26)

Born October 6, 1990 in Los Angeles, CA; 6-7/220; With Rockets: 2013-14

Seasons	G	MIN	FGM-A	PCT	3FTM-A	PCT	FTM-A	PCT	—Rebounds—			AST	PF-D	ST	BL	PTS	AVG	HI
									OFF	DEF	TOT							
HOU - 1	21	349	48-122	.393	25-69	.362	17-20	.85	9	52	61	18	36-0	13	7	138	6.6	16

Thomas Hamilton #30

Chicago King H.S. '94 (Undrafted)

Born April 3, 1975 in Chicago, IL; 7-2/330; With Rockets: 1999-2000

Seasons	G	MIN	FGM-A	PCT	3FTM-A	PCT	FTM-A	PCT	—Rebounds—			AST	PF-D	ST	BL	PTS	AVG	HI
									OFF	DEF	TOT							
HOU - 1	22	273	35-79	.443	0-0	.000	12-23	.522	31	59	90	15	25-0	4	14	82	3.7	12

JAMES HARDEN #13

Arizona State '09 (1st, 2009, Oklahoma City, 3rd)

Born Aug. 26, 1989 in Bellflower, CA; 6-5/220; With Rockets: 2012-16

Seasons	G	MIN	FGM-A	PCT	3FTM-A	PCT	FTM-A	PCT	—Rebounds—			AST	PF-D	ST	BL	PTS	AVG	HI	
									OFF	DEF	TOT								
HOU - 4	314	11868	2491-5629	.443	800-2181	.367	2685-3118	.861	261	1422	1683	2078	792-3	550	178	8467	27.0	51	
Playoffs	4	34	1335	265-642	.413	85-247	.344	299-339	.882	29	162	191	228	101-1	64	15	914	26.9	45

MONTREZL HARRELL #35

Louisville '15 (2nd, ROCKETS, 2015, 32nd)

Born Jan. 26, 1994 in Tarboro, North Carolina; 6-8/240; With Rockets 2015-16

Seasons	G	MIN	FGM-A	PCT	3FTM-A	PCT	FTM-A	PCT	—Rebounds—			AST	PF-D	ST	BL	PTS	AVG	HI
									OFF	DEF	TOT							
HOU - 1	39	379	58-90	.644	0-1	.000	24-46	.522	25	40	65	17	48-0	11	11	140	3.6	17
Playoffs	2	12	1-3	.333	0-1	.000	1-2	.500	0	2	2	0	0	0	1	3	1.5	2

Othella Harrington #32

Georgetown '96 (2nd, 1996, ROCKETS, 30th)

Born Jan. 31, 1974 in Jackson, MS; 6-9/235; With Rockets: 1996-99

Seasons	G	MIN	FGM-A	PCT	3FTM-A	PCT	FTM-A	PCT	—Rebounds—			AST	PF-D	ST	BL	PTS	AVG	HI	
									OFF	DEF	TOT								
HOU - 3	156	2666	397-774	.513	0-4	.000	229-325	.705	220	431	651	57	327-3	28	74	1023	6.6	23	
Playoffs	3	14	80	16-28	.571	0-1	.000	15-21	.714	9	16	25	1	4-0	0	2	47	3.4	12

Mike Harris #19, #17, #33

Rice '05 (Undrafted)

Born June 15, 1983 in Hillsboro, TX; 6-6/235; With Rockets: 2007-08, 2009-11

Seasons	G	MIN	FGM-A	PCT	3FTM-A	PCT	FTM-A	PCT	—Rebounds—			AST	PF-D	ST	BL	PTS	AVG	HI	
									OFF	DEF	TOT								
HOU - 3	29	257	40-87	.460	0-3	.000	15-26	.577	35	44	79	7	28-0	10	5	95	3.3	12	
Playoffs	1	3	9	1-2	.500	0-0	.000	1-2	.500	1	1	2	0	0-0	0	0	3	1.0	2

Steve Harris #20

Tulsa '85 (1st, 1985, ROCKETS, 19th)

Born Oct. 15, 1963 in Kansas City, MO; 6-5/195; With Rockets: 1985-88

Seasons	G	MIN	FGM-A	PCT	3FTM-A	PCT	FTM-A	PCT	—Rebounds—			AST	PF-D	ST	BL	PTS	AVG	HI	
									OFF	DEF	TOT								
HOU - 3	145	1855	388-918	.423	1-14	.071	176-200	.880	108	140	248	167	181-1	66	22	953	6.6	22	
Playoffs	2	24	174	30-72	.417	0-1	.000	7-11	.636	8	9	17	7	18-0	7	3	67	2.8	12

Steve Hawes #10

Washington '72 (2nd, 1972, Cleveland, 24th)

Born May 26, 1950 in Seattle, WA; 6-9/220; With Rockets: 1974-76

Seasons	G	MIN	FGM-A	PCT	3FTM-A	PCT	FTM-A	PCT	—Rebounds—			AST	PF-D	ST	BL	PTS	AVG	HI	
									OFF	DEF	TOT								
HOU - 2	61	948	145-292	.497	-	-	45-55	.818	85	208	293	98	105-1	36	36	335	5.5	20	
Playoffs	1	8	128	18-38	.474	-	-	8-9	.889	3	26	29	13	11-0	3	3	44	5.5	12

Rockets All-Time Roster

Juaquin Hawkins #1

Long Beach State '96 (Undrafted)

Born July 2, 1973 in Gardina, CA; 6-7/220 pounds; With Rockets: 2002-03

Seasons	G	MIN	FGM-A	PCT	3FTM-A	PCT	FTM-A	PCT	—Rebounds—			AST	PF-D	ST	BL	PTS	AVG	HI
									OFF	DEF	TOT							
HOU - 1	58	685	57-148	.385	3FTM-A 10-24	.417	FTM-A 10-20	.500	OFF 16	DEF 62	TOT 78	AST 47	PF-D 57-0	ST 29	BL 6	PTS 134	AVG 2.3	HI 14

Chuck Hayes #44

Kentucky '05 (Undrafted)

Born June 11, 1983 in San Leandro, CA; 6-6/238; With Rockets: 2005-11, 2015

Seasons	G	MIN	FGM-A	PCT	3FTM-A	PCT	FTM-A	PCT	—Rebounds—			AST	PF-D	ST	BL	PTS	AVG	HI
									OFF	DEF	TOT							
HOU - 7	426	8558	812-1568	.518	0-10	.000	234-387	.605	OFF 847	DEF 1602	TOT 2449	AST 537	PF-D 1128-5	ST 367	BL 186	PTS 1858	AVG 4.4	HI 21
Playoffs HOU - 3	26	478	29-49	.592	0-5	.000	2-5	.400	34	78	112	18	67-0	25	11	60	2.3	12

Elvin Hayes #11, #44

Houston '68 (1st, 1968, ROCKETS, 1st)

Born Nov. 17, 1945 in Rayville, LA; 6-9/235; With Rockets: 1968-72, 1981-84

Seasons	G	MIN	FGM-A	PCT	3FTM-A	PCT	FTM-A	PCT	—Rebounds—			AST	PF-D	ST	BL	PTS	AVG	HI
									OFF	DEF	TOT							
SDI/HOU - 7	572	20782	4725-10614	.445	2-11	.182	2310-3500	.660	OFF 847	DEF 1602	TOT 2449	AST 537	PF-D 1128-5	ST 367	BL 186	PTS 1858	AVG 4.4	HI 21
SDI/HOU - 2	9	402	77-164	.470	0-0	.000	43-68	.632	-	-	113	8	33-0	2	10	197	21.9	31

Luther Head #2

Illinois '05 (1st, 2005, ROCKETS, 24th)

Born Nov. 26, 1982 in Chicago, IL; 6-3/185; With Rockets: 2005-09

Seasons	G	MIN	FGM-A	PCT	3FTM-A	PCT	FTM-A	PCT	—Rebounds—			AST	PF-D	ST	BL	PTS	AVG	HI
									OFF	DEF	TOT							
HOU - 4	255	6222	805-1908	.422	383-977	.392	249-325	.766	OFF 85	DEF 595	TOT 680	AST 582	PF-D 392-3	ST 215	BL 24	PTS 2242	AVG 8.8	HI 30
Playoffs HOU - 2	12	185	12-50	.240	6-29	.207	6-10	.600	3	18	21	12	19-1	5	3	36	3.0	8

Alvin Heggs #55

Texas '89 (Undrafted)

Born on Dec. 12, 1967 in Jacksonville, FL; 6-8/225; With Rockets 1995-96

Seasons	G	MIN	FGM-A	PCT	3FTM-A	PCT	FTM-A	PCT	—Rebounds—			AST	PF-D	ST	BL	PTS	AVG	HI
									OFF	DEF	TOT							
HOU - 1	4	14	3-5	.600	0-0	.000	2-3	.667	OFF 1	DEF 1	TOT 2	AST 0	PF-D 0-0	ST 0	BL 0	PTS 8	AVG 2.0	HI 7

Gerald Henderson #9

Virginia Commonwealth '78 (3rd, 1978, San Antonio, 64th)

Born Jan. 16, 1956 in Richmond, VA; 6-2/180; With Rockets: 1991-92

Seasons	G	MIN	FGM-A	PCT	3FTM-A	PCT	FTM-A	PCT	—Rebounds—			AST	PF-D	ST	BL	PTS	AVG	HI
									OFF	DEF	TOT							
HOU - 1	8	34	4-11	.364	0-3	.000	4-6	.667	OFF 1	DEF 1	TOT 2	AST 5	PF-D 4-0	ST 0	BL 0	PTS 12	AVG 1.5	HI 6

Tom Henderson #6

Hawaii '74 (1st, 1974, Atlanta, 7th)

Born Jan. 26, 1952 in Newberry, SC; 6-3/190; With Rockets: 1979-83

Seasons	G	MIN	FGM-A	PCT	3FTM-A	PCT	FTM-A	PCT	—Rebounds—			AST	PF-D	ST	BL	PTS	AVG	HI
									OFF	DEF	TOT							
HOU - 4	258	5472	581-1321	.440	0-9	.000	284-379	.749	OFF 115	DEF 307	TOT 422	AST 1025	PF-D 395-2	ST 200	BL 17	PTS 1446	AVG 5.6	HI 19
Playoffs HOU - 3	31	886	86-194	.443	0-2	.000	39-47	.830	24	55	79	155	63-0	24	5	211	6.8	16

Conner Henry #4

UC-Santa Barbara '86 (4th, 1986, ROCKETS, 89th)

Born July 21, 1963 in Claremont, CA; 6-7/195; With Rockets: 1986-87

Seasons	G	MIN	FGM-A	PCT	3FTM-A	PCT	FTM-A	PCT	—Rebounds—			AST	PF-D	ST	BL	PTS	AVG	HI
									OFF	DEF	TOT							
HOU - 1	18	92	8-33	.242	1-11	.091	7-10	.700	OFF 0	DEF 7	TOT 7	AST 8	PF-D 7-0	ST 3	BL 0	PTS 24	AVG 1.3	HI 5

Carl Herrera #7

Houston '90 (2nd, 1990, Miami, 30th)

Born Dec. 14, 1966 in Trinidad; 6-9/225; With Rockets: 1991-95

Seasons	G	MIN	FGM-A	PCT	3FTM-A	PCT	FTM-A	PCT	—Rebounds—			AST	PF-D	ST	BL	PTS	AVG	HI
									OFF	DEF	TOT							
HOU - 4	260	4989	636-1242	.512	0-5	.000	292-434	.673	OFF 380	DEF 736	TOT 1116	AST 169	PF-D 545-1	ST 135	BL 124	PTS 1564	AVG 6.0	HI 22
Playoffs HOU - 3	29	449	54-116	.466	0-2	.000	25-36	.694	30	60	90	11	73-2	8	5	133	4.6	12

Phil Hicks #33

Tulane '76 (2nd, 1976, ROCKETS, 27th)

Born Jan. 31, 1953 in Chicago, IL; 6-7/205; With Rockets: 1976-77

Seasons	G	MIN	FGM-A	PCT	3FTM-A	PCT	FTM-A	PCT	—Rebounds—			AST	PF-D	ST	BL	PTS	AVG	HI
									OFF	DEF	TOT							
HOU - 1	2	7	0-2	.000	-	-	0-0	.000	OFF 1	DEF 0	TOT 1	AST 1	PF-D 1-0	ST 1	BL 0	PTS 0	AVG 0.0	HI 0

Rockets All-Time Roster

Jordan Hill #27

Arizona '09 (1st, 2009, New York, 8th)

Born July 27, 1987 in Newberry, SC; 6-10/235; With Rockets: 2009-12

Seasons	G	MIN	FGM-A	PCT	3FTM-A	PCT	FTM-A	PCT	—Rebounds—			AST	PF-D	ST	BL	PTS	AVG	HI
									OFF	DEF	TOT							
HOU - 3	127	1966	299-596	.502	0-5	.000	116-171	.678	219	356	575	56	272-1	27	85	714	5.6	16

Lionel Hollins #9

Arizona State '75 (1st, 1975, Portland, 6th)

Born Oct. 19, 1953 in Arkansas City, KS; 6-3/185; With Rockets: 1984-85

Seasons	G	MIN	FGM-A	PCT	3FTM-A	PCT	FTM-A	PCT	—Rebounds—			AST	PF-D	ST	BL	PTS	AVG	HI
									OFF	DEF	TOT							
HOU - 1	80	1950	249-540	.461	3-13	.231	108-136	.794	33	140	173	417	187-1	78	10	609	7.6	23
Playoffs																		
HOU - 1	5	94	8-26	.308	0-0	.000	1-1	1.000	1	8	9	18	16-1	4	0	17	3.4	6

Robert Horry #25

Alabama '92 (1st, 1992, ROCKETS, 11th)

Born Aug. 25, 1970 in Hartford, MD; 6-10/225; With Rockets: 1992-96

Seasons	G	MIN	FGM-A	PCT	3FTM-A	PCT	FTM-A	PCT	—Rebounds—			AST	PF-D	ST	BL	PTS	AVG	HI
									OFF	DEF	TOT							
HOU - 4	295	9408	1185-2653	.447	284-798	.356	455-613	.742	419	1149	1568	919	754-4	409	343	3109	10.5	40
Playoffs																		
HOU - 4	65	2301	275-627	.439	108-282	.383	127-179	.709	109	306	415	220	196-4	106	75	785	12.1	24

Dwight Howard #12

SW Atlanta Christian Academy '04 (1st, 2004, ORLANDO, 1st)

Born Dec. 8, 1985 in Atlanta, GA; 6-11/265; With Rockets: 2013-16

Seasons	G	MIN	FGM-A	PCT	3FTM-A	PCT	FTM-A	PCT	—Rebounds—			AST	PF-D	ST	BL	PTS	AVG	HI
									OFF	DEF	TOT							
HOU - 3	183	5899	1096-1823	.601	3-15	.200	724-1383	.523	579	1553	2132	279	596-6	157	294	2919	16.0	35
Playoffs																		
HOU - 3	28	985	189-336	.563	0-1	.000	122-267	.457	115	275	390	39	106-3	31	63	500	17.9	32

Juwan Howard #5

Michigan '94 (1st, 1994, Washington, 5th)

Born Feb. 7, 1973 in Chicago, IL; 6-9/253; With Rockets: 2004-07

Seasons	G	MIN	FGM-A	PCT	3FTM-A	PCT	FTM-A	PCT	—Rebounds—			AST	PF-D	ST	BL	PTS	AVG	HI
									OFF	DEF	TOT							
HOU - 3	221	6284	947-2065	.459	0-5	.000	406-494	.822	432	919	1351	337	583-3	110	21	2300	10.4	31
Playoffs																		
HOU - 1	7	157	14-35	.400	0-0	.000	7-11	.636	10	21	31	7	10-0	5	0	35	5.0	12

Bobby Jackson #8

Minnesota '97 (1st, 1997, Seattle, 23rd)

Born March 13, 1973 in East Spencer, NC; 6-1/185; With Rockets: 2007-08

Seasons	G	MIN	FGM-A	PCT	3FTM-A	PCT	FTM-A	PCT	—Rebounds—			AST	PF-D	ST	BL	PTS	AVG	HI
									OFF	DEF	TOT							
HOU - 1	26	498	88-210	.419	28-82	.341	24-32	.750	10	61	71	63	37-0	13	2	228	8.8	19
Playoffs																		
HOU - 1	6	138	20-70	.286	5-24	.208	7-11	.636	2	8	10	9	11-0	5	0	52	8.7	18

Jaren Jackson #12

Georgetown '89 (Undrafted)

Born on Oct. 27, 1967 in New Orleans, LA; 6-6/200; With Rockets 1995-96

Seasons	G	MIN	FGM-A	PCT	3FTM-A	PCT	FTM-A	PCT	—Rebounds—			AST	PF-D	ST	BL	PTS	AVG	HI
									OFF	DEF	TOT							
HOU - 1	4	33	0-8	.000	0-5	.000	8-10	.800	0	3	3	0	5-0	1	0	8	2.0	7

Jim Jackson #21

Ohio State '92 (1st, 1992, Dallas, 4th)

Born Oct. 14, 1970 in Toledo, OH; 6-6/220; With Rockets: 2003-05

Seasons	G	MIN	FGM-A	PCT	3FTM-A	PCT	FTM-A	PCT	—Rebounds—			AST	PF-D	ST	BL	PTS	AVG	HI
									OFF	DEF	TOT							
HOU - 2	104	4109	500-1183	.423	216-552	.391	137-160	.856	62	540	602	312	294-2	109	24	1353	13.0	28
Playoffs																		
HOU - 1	5	221	29-73	.397	8-29	.276	8-12	.667	3	49	52	10	9-0	5	1	74	14.8	19

Mark Jackson #31

St. John's '87 (1st, 1987, New York, 18th)

Born Apr. 1, 1965 in Brooklyn NY; 6-3/205; With Rockets: 2003-04

Seasons	G	MIN	FGM-A	PCT	3FTM-A	PCT	FTM-A	PCT	—Rebounds—			AST	PF-D	ST	BL	PTS	AVG	HI
									OFF	DEF	TOT							
HOU - 1	42	577	34-100	.340	7-41	.171	28-39	.718	10	60	70	119	41-0	17	1	103	2.5	25
Playoffs																		
HOU - 1	5	38	1-6	.167	0-3	.000	0-0	.000	0	3	3	5	1-0	2	0	2	0.4	2

Dave Jamerson #32

Ohio '90 (1st, 1990, Miami, 15th)

Born Aug. 13, 1967 in Stow, OH; 6-5/192; With Rockets: 1990-92

Seasons	G	MIN	FGM-A	PCT	3FTM-A	PCT	FTM-A	PCT	—Rebounds—			AST	PF-D	ST	BL	PTS	AVG	HI
									OFF	DEF	TOT							
HOU - 2	85	580	122-304	.401	13-47	.277	47-54	.870	31	42	73	60	63-0	23	1	304	3.6	16
Playoffs																		
HOU - 1	2	21	5-13	.385	0-1	.000	6-6	1.000	1	2	3	4	4-0	1	0	16	8.0	12

Rockets All-Time Roster

Henry James #21

St. Mary's [TX] '88 (Undrafted)

Born on July 29, 1965 in Centerville, AL; 6-8/220; With Rockets: 1995-96

Seasons	G	MIN	FGM-A	PCT	3FTM-A	PCT	FTM-A	PCT	—Rebounds—			AST	PF-D	ST	BL	PTS	AVG	HI
									OFF	DEF	TOT							
HOU -1	7	58	10-24	.417	3-15	.333	5-5	1.000	3	3	6	2	13-0	0	0	30	4.3	16

Mike James #13, #7

Duquesne '98 (Undrafted)

Born June 23, 1975 in Amityville, NY; 6-2/188; With Rockets: 2004-05, 2007-08

Seasons	G	MIN	FGM-A	PCT	3FTM-A	PCT	FTM-A	PCT	—Rebounds—			AST	PF-D	ST	BL	PTS	AVG	HI
									OFF	DEF	TOT							
HOU -2	60	1229	205-517	.397	66-181	.365	75-97	.773	23	115	138	132	104-0	42	4	551	9.2	26
Playoffs																		
HOU -1	7	171	29-62	.468	0-9	.000	23-24	.958	2	11	13	16	17-0	6	2	81	11.6	22

Jared Jeffries #20

Indiana '02 (1st, 2002, Washington, 11th)

Born Nov. 25, 1981 in Bloomington, IN; 6-11/240; With Rockets: 2009-11

Seasons	G	MIN	FGM-A	PCT	3FTM-A	PCT	FTM-A	PCT	—Rebounds—			AST	PF-D	ST	BL	PTS	AVG	HI
									OFF	DEF	TOT							
HOU -2	36	470	47-120	.392	2-15	.133	19-37	.514	51	49	100	29	67-0	16	16	115	3.2	12

Chris Jent #21

Ohio State '92 (Undrafted)

Born January 11, 1970 in Orange, CA; 6-7/222; With Rockets: 1993-94

Seasons	G	MIN	FGM-A	PCT	3FTM-A	PCT	FTM-A	PCT	—Rebounds—			AST	PF-D	ST	BL	PTS	AVG	HI
									OFF	DEF	TOT							
HOU -1	3	78	13-26	.500	4-11	.364	1-2	.500	4	11	15	7	13-1	0	0	31	10.3	15
Playoffs																		
HOU -1	11	62	5-20	.250	3-13	.231	0-0	.000	1	8	9	7	7-0	2	0	13	1.2	6

Alfonso "Buck" Johnson #1

Alabama '86 (1st, 1986, ROCKETS, 20th)

Born Jan. 3, 1964 in Birmingham, AL; 6-7/200; With Rockets: 1986-92

Seasons	G	MIN	FGM-A	PCT	3FTM-A	PCT	FTM-A	PCT	—Rebounds—			AST	PF-D	ST	BL	PTS	AVG	HI
									OFF	DEF	TOT							
HOU -6	432	10562	1729-3539	.489	7-59	.119	674-912	.739	545	1020	1565	767	1216-19	368	234	4139	9.6	32
Playoffs																		
HOU -5	20	382	53-125	.424	0-2	.000	24-33	.727	20	28	48	29	46-0	12	5	130	6.5	16

Avery Johnson #6

Southern '88 (Undrafted)

Born March 25, 1965 in New Orleans, LA; 5-11/180; With Rockets: 1991-92

Seasons	G	MIN	FGM-A	PCT	3FTM-A	PCT	FTM-A	PCT	—Rebounds—			AST	PF-D	ST	BL	PTS	AVG	HI
									OFF	DEF	TOT							
HOU -1	49	772	103-222	.464	3-10	.300	42-69	.609	8	37	45	166	46-0	40	6	251	5.1	22

Eddie Johnson #8

Illinois '81 (2nd, 1981, Kansas City, 29th)

Born May 1, 1959 in Chicago, IL; 6-7/215; With Rockets: 1996-99

Seasons	G	MIN	FGM-A	PCT	3FTM-A	PCT	FTM-A	PCT	—Rebounds—			AST	PF-D	ST	BL	PTS	AVG	HI
									OFF	DEF	TOT							
HOU -3	102	2115	334-783	.427	106-302	.351	148-177	.836	74	179	253	124	140-0	42	4	922	9.0	37
Playoffs																		
HOU -2	21	373	57-144	.396	17-57	.298	30-32	.938	19	25	44	11	27-0	5	0	161	7.7	31

Frank Johnson #15

Wake Forest '81 (1st, 1981, Washington, 11th)

Born Nov. 23, 1958 in Weirsdale, FL; 6-3/185; With Rockets: 1988-89

Seasons	G	MIN	FGM-A	PCT	3FTM-A	PCT	FTM-A	PCT	—Rebounds—			AST	PF-D	ST	BL	PTS	AVG	HI
									OFF	DEF	TOT							
HOU -1	67	879	109-246	.443	1-6	.167	75-93	.806	22	57	79	181	91-0	42	0	294	4.4	17
Playoffs																		
HOU -1	4	36	2-6	.333	0-1	.000	6-10	.600	1	4	5	7	3-0	1	0	10	2.5	6

George E. Johnson #16, #6

Stephen F. Austin '70 (1st, 1970, Baltimore, 9th)

Born June 19, 1947 in Harleton, TX; 6-11/255; With Rockets: 1972-74

Seasons	G	MIN	FGM-A	PCT	3FTM-A	PCT	FTM-A	PCT	—Rebounds—			AST	PF-D	ST	BL	PTS	AVG	HI
									OFF	DEF	TOT							
HOU -2	45	407	43-90	.478	-	-	11-21	.524	1	-	106	12	79-1	-	-	97	2.2	8

John Johnson #34, #27

Iowa '70 (1st, 1970, Cleveland, 7th)

Born Oct. 18, 1947 in Carthage, MS; 6-7/200; With Rockets: 1975-78

Seasons	G	MIN	FGM-A	PCT	3FTM-A	PCT	FTM-A	PCT	—Rebounds—			AST	PF-D	ST	BL	PTS	AVG	HI
									OFF	DEF	TOT							
HOU -3	147	3234	595-1309	.455	-	-	193-263	.734	158	403	561	361	365-1	97	52	1383	9.4	30
Playoffs																		
HOU -1	12	146	24-61	.393	-	-	10-15	.667	7	22	29	9	20-0	4	0	58	4.8	13

Rockets All-Time Roster

Lee Johnson #1

East Texas State '79 (1st, 1979, ROCKETS, 17th)

Born June 16, 1957 in Plummerville, AR; 6-11/210; With Rockets: 1980-81

Seasons	G	MIN	FGM-A	PCT	3FTM-A	PCT	FTM-A	PCT	Rebounds			AST	PF-D	ST	BL	PTS	AVG	HI
									OFF	DEF	TOT							
HOU - 1	10	80	7-23	.304	0-0	.000	3-5	.600	6	14	20	1	17-0	0	5	17	1.7	6

Nick Johnson #3

Arizona '14 (2nd, 2014, ROCKETS, 42nd)

Born Dec. 22, 1992 in Tempe, AZ; 6-3/200; With Rockets: 2014-15.

Seasons	G	MIN	FGM-A	PCT	3FTM-A	PCT	FTM-A	PCT	Rebounds			AST	PF-D	ST	BL	PTS	AVG	HI
									OFF	DEF	TOT							
HOU - 1	28	262	26-75	.347	5-21	.238	17-25	.680	13	26	39	11	34-0	7	3	74	2.6	8
Playoffs																		
HOU - 1	9	49	4-17	.235	1-7	.143	3-3	1.000	1	3	4	4	7-0	0	1	12	1.3	10

Bobby Jones #15

Washington '06 (2nd, 2006, Minnesota, 37th)

Born Jan. 9, 1984 in Compton, CA; 6-7/215; With Rockets: 2007-08

Seasons	G	MIN	FGM-A	PCT	3FTM-A	PCT	FTM-A	PCT	Rebounds			AST	PF-D	ST	BL	PTS	AVG	HI
									OFF	DEF	TOT							
HOU - 1	4	9	2-4	.500	0-0	.000	0-0	.000	0	1	1	0	3-0	1	0	4	1.0	2

Caldwell Jones #27

Albany State [GA] '73 (2nd, 1973, Philadelphia, 32nd)

Born Aug. 4, 1950 in McGehee, AR; 6-11/225; With Rockets: 1982-84

Seasons	G	MIN	FGM-A	PCT	3FTM-A	PCT	FTM-A	PCT	Rebounds			AST	PF-D	ST	BL	PTS	AVG	HI
									OFF	DEF	TOT							
HOU - 2	163	4946	625-1310	.477	1-5	.200	326-402	.811	390	860	1250	294	613-9	92	211	1577	9.7	29

Charles Jones #27

Albany State [GA] '79 (8th, 1979, Phoenix, 165th)

Born April 3, 1957 in McGehee, AR; 6-9/235; With Rockets: 1994-98

Seasons	G	MIN	FGM-A	PCT	3FTM-A	PCT	FTM-A	PCT	Rebounds			AST	PF-D	ST	BL	PTS	AVG	HI
									OFF	DEF	TOT							
HOU - 4	85	553	16-37	.432	0-0	.000	6-17	.353	47	71	118	20	82-0	8	35	38	0.4	3
Playoffs																		
HOU - 4	27	258	5-14	.357	0-1	.000	6-14	.429	13	35	48	2	59-0	4	10	16	0.6	6

Dwight Jones #13

Houston '73 (1st, 1973, Atlanta, 9th)

Born Feb. 27, 1952 in Houston, TX; 6-10/210; With Rockets: 1976-80

Seasons	G	MIN	FGM-A	PCT	3FTM-A	PCT	FTM-A	PCT	Rebounds			AST	PF-D	ST	BL	PTS	AVG	HI
									OFF	DEF	TOT							
HOU - 4	258	5208	744-1629	.457	0-0	.000	405-527	.769	454	871	1325	225	692-4	153	89	1893	7.4	25
Playoffs																		
HOU - 2	14	279	35-76	.461	0-0	.000	24-29	.828	17	46	63	18	35-2	9	7	94	6.7	18

Major Jones #11

Albany State [GA] '76 (2nd, 1976, Portland, 20th)

Born July 9, 1953 in McGehee, AR; 6-9/225; With Rockets: 1979-84

Seasons	G	MIN	FGM-A	PCT	3FTM-A	PCT	FTM-A	PCT	Rebounds			AST	PF-D	ST	BL	PTS	AVG	HI
									OFF	DEF	TOT							
HOU - 5	327	4645	630-1298	.485	1-9	.111	253-437	.579	470	725	1195	200	565-0	124	155	1514	4.6	21
Playoffs																		
HOU - 2	18	158	21-39	.539	0-0	.000	8-14	.571	15	25	40	9	23-0	3	4	50	2.8	11

Nick Jones #12

Oregon '67 (3rd, 1967, ROCKETS, 31st)

Born March 28, 1945; 6-2/190; With Rockets: 1967-68

Seasons	G	MIN	FGM-A	PCT	3FTM-A	PCT	FTM-A	PCT	Rebounds			AST	PF-D	ST	BL	PTS	AVG	HI
									OFF	DEF	TOT							
SD - 1	42	603	86-232	.371	-	-	55-69	.797	-	-	67	89	84-0	-	-	227	5.4	15

Robin Jones #34

St. Louis '75 (Undrafted)

Born Feb. 2, 1954 in St. Louis, MO; 6-9/225; With Rockets: 1977-78

Seasons	G	MIN	FGM-A	PCT	3FTM-A	PCT	FTM-A	PCT	Rebounds			AST	PF-D	ST	BL	PTS	AVG	HI
									OFF	DEF	TOT							
HOU - 1	12	66	11-20	.550	-	-	4-10	.400	5	9	14	2	16-0	1	1	26	2.2	6

Terrence Jones #6

Kentucky '12 (1st, 2012, ROCKETS, 18th)

Born Jan. 9, 1992 in Portland, OR; 6-9/252; With Rockets: 2012-16

Seasons	G	MIN	FGM-A	PCT	3FTM-A	PCT	FTM-A	PCT	Rebounds			AST	PF-D	ST	BL	PTS	AVG	HI
									OFF	DEF	TOT							
HOU - 4	178	4287	753-1472	.512	74-236	.314	265-422	.628	330	694	1024	179	324-0	106	216	1845	10.4	36
Playoffs																		
HOU - 4	17	401	67-159	.421	3-19	.158	36-54	.667	29	52	81	17	31-0	8	12	173	9.1	19

Rockets All-Time Roster

Eugene "Goo" Kennedy #30

Texas Christian '71 (9th, 1971, Portland, 139th)

Born Aug. 23, 1949 in Charlotte, NC; 6-5/215; With Rockets: 1976-77

Seasons	G	MIN	FGM-A	PCT	3FTM-A	PCT	FTM-A	PCT	—Rebounds—			AST	PF-D	ST	BL	PTS	AVG	HI
									OFF	DEF	TOT							
HOU -1	32	277	31-58	.534	-	-	3-8	.375	14	37	51	6	45-1	7	5	65	2.0	10
Playoffs																		
SD -1	6	35	5-10	.500	-	-	2-2	1.000	4	8	12	0	6-0	0	0	12	2.0	6

Toby Kimball #7

Connecticut '65 (3rd, 1965, Boston, 20th)

Born Sept. 7, 1942 in Framingham, MS; 6-8/225; With Rockets: 1967-71

Seasons	G	MIN	FGM-A	PCT	3FTM-A	PCT	FTM-A	PCT	—Rebounds—			AST	PF-D	ST	BL	PTS	AVG	HI
									OFF	DEF	TOT							
SD -4	314	6921	922-2226	.414	-	-	456-849	.537	OFF	DEF	TOT	AST	PF-D	ST	BL	PTS	AVG	HI
Playoffs																		
SD -1	6	197	23-53	.434	-	-	13-25	.520	-	-	74	4	17-0	-	-	59	9.8	16

Brandin Knight #10

Pittsburgh '03 (Undrafted)

Born Dec. 16, 1981 in Livingston, NJ; 6-0/190; With Rockets: 2004-05

Seasons	G	MIN	FGM-A	PCT	3FTM-A	PCT	FTM-A	PCT	—Rebounds—			AST	PF-D	ST	BL	PTS	AVG	HI
									OFF	DEF	TOT							
HOU -1	1	3	0-1	.000	0-0	.000	0-0	.000	0	0	0	1	0-0	0	0	0	0.0	0

Don Kojis #44

Marquette '61 (2nd, 1961, Chicago, 21st)

Born July 15, 1939 in Milwaukee, WI; 6-6/202; With Rockets: 1967-70;

Seasons	G	MIN	FGM-A	PCT	3FTM-A	PCT	FTM-A	PCT	—Rebounds—			AST	PF-D	ST	BL	PTS	AVG	HI
									OFF	DEF	TOT							
SD -3	206	7256	1555-3527	.441	-	-	927-1250	.742	-	-	1874	468	697-12	-	-	4037	19.6	42
Playoffs																		
SD -1	6	232	48-109	.440	-	-	25-31	.806	-	-	51	21	22-1	-	-	121	20.2	26

Kevin Kunnert #20, #44

Iowa '73 (1st, 1973, Chicago, 12th)

Born Nov. 11, 1951 in Dubuque, IA; 7-0/231; With Rockets: 1973-78

Seasons	G	MIN	FGM-A	PCT	3FTM-A	PCT	FTM-A	PCT	—Rebounds—			AST	PF-D	ST	BL	PTS	AVG	HI
									OFF	DEF	TOT							
HOU -5	341	8699	1568-3271	.479	-	-	414-603	.687	993	1898	2891	532	1282-47	175	413	3550	10.4	31
Playoffs																		
HOU -2	20	572	86-185	.465	-	-	29-49	.592	59	108	167	26	88-3	6	21	201	10.1	21

C.J. Kupec #25

Michigan '75 (4th, 1975, L.A. Lakers, 56th)

Born Jan. 16, 1953 in Oaklawn, IL; 6-8/220; With Rockets: 1977-78

Seasons	G	MIN	FGM-A	PCT	3FTM-A	PCT	FTM-A	PCT	—Rebounds—			AST	PF-D	ST	BL	PTS	AVG	HI
									OFF	DEF	TOT							
HOU -1	49	626	84-197	.426	-	-	27-33	.818	27	64	91	50	54-0	10	3	195	4.0	14

Maciej Lampe #30

Poland '03 (2nd, 2003, New York, 30th)

Born Feb. 5, 1985 in Lodz, Poland; 6-11/275; With Rockets: 2005-06

Seasons	G	MIN	FGM-A	PCT	3FTM-A	PCT	FTM-A	PCT	—Rebounds—			AST	PF-D	ST	BL	PTS	AVG	HI
									OFF	DEF	TOT							
HOU -1	4	12	2-7	.286	0-0	.000	0-2	.000	3	2	5	0	0-0	0	0	4	1.0	2

Carl Landry #14

Purdue '07 (2nd, 2007, Seattle, 31st)

Born Sept. 19, 1983 in Milwaukee, WI; 6-9/248; With Rockets: 2007-10

Seasons	G	MIN	FGM-A	PCT	3FTM-A	PCT	FTM-A	PCT	—Rebounds—			AST	PF-D	ST	BL	PTS	AVG	HI
									OFF	DEF	TOT							
HOU -3	163	3593	677-1189	.569	1-4	.250	464-582	.797	342	494	836	100	410-3	71	84	1819	11.2	31
Playoffs																		
HOU -2	19	346	50-96	.521	0-2	.000	31-49	.633	31	48	79	3	35-0	11	8	131	6.9	21

Dan Langhi #14

Vanderbilt '00 (2nd, 2000, Dallas, 31st)

Born Nov. 28, 1977 in Chicago, IL; 6-11/220; With Rockets: 2000-02

Seasons	G	MIN	FGM-A	PCT	3FTM-A	PCT	FTM-A	PCT	—Rebounds—			AST	PF-D	ST	BL	PTS	AVG	HI
									OFF	DEF	TOT							
HOU -2	67	675	86-224	.384	1-5	.200	24-40	.600	35	73	108	18	41-0	15	6	197	2.9	17

Stu Lantz #22

Nebraska '68 (3rd, 1968, ROCKETS, 23rd)

Born July 13, 1946 in Uniontown, PA; 6-3/175; With Rockets: 1968-72

Seasons	G	MIN	FGM-A	PCT	3FTM-A	PCT	FTM-A	PCT	—Rebounds—			AST	PF-D	ST	BL	PTS	AVG	HI
									OFF	DEF	TOT							
SD/HOU -4	318	10048	1817-4093	.444	-	-	1313-1634	.804	OFF	DEF	TOT	AST	PF-D	ST	BL	PTS	AVG	HI
Playoffs																		
SD -1	6	208	30-69	.435	-	-	21-27	.778	-	-	21	10	22-0	-	-	81	13.5	23

Rockets All-Time Roster

Ty Lawson #3

North Carolina '09 (1st, Minnesota, 2009, 18th)

Born Nov. 3, 1987 in Clinton, MD; 5-11/195; With Rockets: 2015-16

Seasons	G	MIN	FGM-A	PCT	3FTM-A	PCT	FTM-A	PCT	—Rebounds—			AST	PF-D	ST	BL	PTS	AVG	HI
									OFF	DEF	TOT							
HOU - 1	53	1176	111-287	.387	31-94	.330	56-80	.700	20	69	89	180	71-0	43	6	309	5.8	18

Allen Leavell #30

Oklahoma City '79 (5th, 1979, ROCKETS, 104th)

Born May 27, 1957 in Muncie, IN; 6-2/190; With Rockets: 1979-89

Seasons	G	MIN	FGM-A	PCT	3FTM-A	PCT	FTM-A	PCT	—Rebounds—			AST	PF-D	ST	BL	PTS	AVG	HI
									OFF	DEF	TOT							
HOU - 10	700	16248	2549-5666	.450	314-603	.234	1445-1733	.834	294	870	1164	3339	1489-9	929	120	6684	9.9	42
Playoffs																		
HOU - 8	63	1072	138-377	.366	13-44	.296	113-131	.863	18	62	80	203	109-2	57	8	402	6.4	28

Courtney Lee #5

Western Kentucky '08 (1st, 2008, Orlando, 22nd)

Born Oct. 3, 1985 in Indianapolis, IN; 6-5/200; With Rockets: 2010-12

Seasons	G	MIN	FGM-A	PCT	3FTM-A	PCT	FTM-A	PCT	—Rebounds—			AST	PF-D	ST	BL	PTS	AVG	HI
									OFF	DEF	TOT							
HOU - 2	139	3480	504-1156	.436	158-391	.404	166-206	.806	77	291	368	188	208-1	126	40	1332	9.6	25

Jeremy Lin #7

Harvard '10 (Undrafted)

Born Aug. 23, 1988 in Palo Alto, CA; 6-3/200; With Rockets: 2012-14

Seasons	G	MIN	FGM-A	PCT	3FTM-A	PCT	FTM-A	PCT	—Rebounds—			AST	PF-D	ST	BL	PTS	AVG	HI
									OFF	DEF	TOT							
HOU - 2	153	4694	691-1559	.443	169-486	.348	434-540	.804	66	368	434	791	371-0	202	56	1985	13.0	38
Playoffs																		
HOU - 2	10	261	31-85	.365	7-35	.2	15-18	.833	7	23	30	34	24-0	5	2	84	8.4	21

Randy Livingston #3

Louisiana State '96 (2nd, 1996, ROCKETS, 42nd)

Born April 2, 1975 in New Orleans, LA; 6-4/209; With Rockets: 1996-97

Seasons	G	MIN	FGM-A	PCT	3FTM-A	PCT	FTM-A	PCT	—Rebounds—			AST	PF-D	ST	BL	PTS	AVG	HI
									OFF	DEF	TOT							
HOU - 1	64	981	100-229	.437	9-22	.409	42-65	.646	32	62	94	155	107-0	39	12	251	3.9	12
Playoffs																		
HOU - 1	2	15	1-4	.250	1-1	1.000	0-0	.000	0	0	0	4	1-0	1	0	3	1.5	3

Lewis Lloyd #32

Drake '81 (4th, 1981, Golden State, 76th)

Born Feb. 22, 1959 in Philadelphia, PA; 6-6/205; With Rockets: 1983-87, 1989-90

Seasons	G	MIN	FGM-A	PCT	3FTM-A	PCT	FTM-A	PCT	—Rebounds—			AST	PF-D	ST	BL	PTS	AVG	HI
									OFF	DEF	TOT							
HOU - 5	297	7951	1853-3531	.525	9-43	.209	669-856	.782	402	514	916	1002	701-5	299	101	4384	14.8	38
Playoffs																		
HOU - 2	25	763	154-318	.484	2-5	.400	57-72	.792	49	46	95	111	59-0	23	14	367	14.7	28

Kyle Lowry #7

Villanova '06 (1st, 2006, Memphis, 24th)

Born March 25, 1986 in Philadelphia, PA; 6-0/205; With Rockets: 2008-12

Seasons	G	MIN	FGM-A	PCT	3FTM-A	PCT	FTM-A	PCT	—Rebounds—			AST	PF-D	ST	BL	PTS	AVG	HI
									OFF	DEF	TOT							
HOU - 4	218	6332	816-1948	.419	253-719	.352	630-774	.814	230	617	847	1212	570-0	256	55	2515	11.5	36
Playoffs																		
HOU - 1	13	254	21-63	.333	4-16	.250	23-31	.742	8	30	38	32	23-0	12	1	69	5.3	12

John Lucas Jr. #15, #5, #10

Maryland '76 (1st, 1976, ROCKETS, 1st)

Born Oct. 31, 1953 in Durham, NC; 6-3/185; With Rockets: 1976-78, 1984-86, 1989-90

Seasons	G	MIN	FGM-A	PCT	3FTM-A	PCT	FTM-A	PCT	—Rebounds—			AST	PF-D	ST	BL	PTS	AVG	HI
									OFF	DEF	TOT							
HOU - 5	325	9680	1480-3316	.446	92-299	.308	704-903	.780	179	613	792	2358	643-1	469	37	3756	11.6	31
Playoffs																		
HOU - 2	17	582	101-219	.461	2-14	.143	40-56	.714	11	43	54	110	47-1	30	4	244	14.4	24

John Lucas III #15

Oklahoma State '05 (Undrafted)

Born Nov. 21, 1982 in Washington, DC; 5-11/165; With Rockets: 2005-07

Seasons	G	MIN	FGM-A	PCT	3FTM-A	PCT	FTM-A	PCT	—Rebounds—			AST	PF-D	ST	BL	PTS	AVG	HI
									OFF	DEF	TOT							
HOU - 2	60	490	76-192	.396	17-68	.250	15-19	.789	11	30	41	45	44-0	22	0	184	3.1	13
Playoffs																		
HOU - 1	2	8	0-1	.000	0-1	.000	0-0	.000	0	0	0	0	0-0	1	0	0	0.0	0

Tyrone Lue #10

Nebraska '98 (1st, 1998, Denver, 23rd)

Born May 3, 1977 in Mexico, MO; 6-0/178; With Rockets: 2004-05

Seasons	G	MIN	FGM-A	PCT	3FTM-A	PCT	FTM-A	PCT	—Rebounds—			AST	PF-D	ST	BL	PTS	AVG	HI
									OFF	DEF	TOT							
HOU - 1	21	479	48-122	.393	15-45	.333	14-18	.778	0	40	40	58	48-0	8	0	125	6.0	15

Rockets All-Time Roster

Scott Machado #1

Iona '12 (Undrafted)

Born June 8, 1990 in Queens, NY; 6-1/205; With Rockets: 2012-13

Seasons	G	MIN	FGM-A	PCT	3FTM-A	PCT	FTM-A	PCT	—Rebounds—			AST	PF-D	ST	BL	PTS	AVG	HI
									OFF	DEF	TOT							
HOU - 1	6	21	3-6	.500	0-1	.000	2-2	1.000	0	1	1	6	0-0	2	0	8	1.3	2

Sam Mack #4, #5, #7

Houston '92 (Undrafted)

Born May 26, 1970 in Chicago, NY; 6-7/200; With Rockets: 1995-97, 1998-99

Seasons	G	MIN	FGM-A	PCT	3FTM-A	PCT	FTM-A	PCT	—Rebounds—			AST	PF-D	ST	BL	PTS	AVG	HI
									OFF	DEF	TOT							
HOU - 3	108	2278	307-721	.426	146-388	.376	97-116	.836	45	201	246	169	183-0	66	18	857	7.9	38
Playoffs																		
HOU - 2	10	170	18-53	.340	12-35	.343	14-20	.700	1	17	18	8	12-0	5	0	62	6.2	20

Tito Maddox #6

Fresno State '02 (2nd, 2002, ROCKETS, 38th)

Born June 7, 1981 in Compton, CA; 6-4/190; With Rockets: 2002-03

Seasons	G	MIN	FGM-A	PCT	3FTM-A	PCT	FTM-A	PCT	—Rebounds—			AST	PF-D	ST	BL	PTS	AVG	HI
									OFF	DEF	TOT							
HOU - 1	9	35	3-12	.250	0-3	.000	5-8	.625	1	6	7	5	4-0	3	1	11	1.2	5

Moses Malone #21, #24

Petersburg [VA] H.S. '74 (3rd, 1974, Utah Stars [ABA], 22nd)

Born March 23, 1955 in Petersburg, VA; 6-10/255; With Rockets: 1976-82 (#24 retired)

Seasons	G	MIN	FGM-A	PCT	3FTM-A	PCT	FTM-A	PCT	—Rebounds—			AST	PF-D	ST	BL	PTS	AVG	HI
									OFF	DEF	TOT							
HOU - 6	464	17780	4047-7879	.514	1-15	.067	3024-4108	.736	3009	3950	6959	697	1317-5	433	758	11119	24.0	53
Playoffs																		
HOU - 5	45	1962	409-840	.487	0-3	.000	271-375	.723	304	393	697	61	127-0	33	81	1089	24.2	42

Matt Maloney #12

Pennsylvania '95 (Undrafted)

Born Dec. 6, 1971 in Silver Springs, MD; 6-3/200; With Rockets: 1996-99

Seasons	G	MIN	FGM-A	PCT	3FTM-A	PCT	FTM-A	PCT	—Rebounds—			AST	PF-D	ST	BL	PTS	AVG	HI
									OFF	DEF	TOT							
HOU - 3	175	4789	515-1229	.419	281-742	.379	146-182	.802	37	275	312	543	231-0	148	6	1457	8.3	24
Playoffs																		
HOU - 2	21	691	71-183	.388	48-128	.375	22-30	.733	1	26	27	68	42-0	12	5	212	10.1	26

Jack Marin #24

Duke '66 (1st, 1966, Baltimore, 5th)

Born Oct. 12, 1944 in Sharon, PA; 6-6/210; With Rockets: 1972-74

Seasons	G	MIN	FGM-A	PCT	3FTM-A	PCT	FTM-A	PCT	—Rebounds—			AST	PF-D	ST	BL	PTS	AVG	HI
									OFF	DEF	TOT							
HOU - 2	128	4121	834-1777	.469	-	-	330-390	.846	-	-	605	412	367-6	-	-	1998	15.6	35

Kevin Martin #12

Western Carolina '04 (1st, 2004, Sacramento, 26th)

Born Feb. 1, 1983 in Zanesville, OH; 6-7/185; With Rockets: 2009-12

Seasons	G	MIN	FGM-A	PCT	3FTM-A	PCT	FTM-A	PCT	—Rebounds—			AST	PF-D	ST	BL	PTS	AVG	HI
									OFF	DEF	TOT							
HOU - 3	144	4726	929-2158	.430	285-784	.364	925-1033	.895	50	384	434	362	270-1	131	20	3068	21.3	45

Tony Massenburg #44

Maryland '90 (2nd, 1990, San Antonio, 43rd)

Born July 13, 1967 in Sussex, VA; 6-9/250; With Rockets: 1999-00

Seasons	G	MIN	FGM-A	PCT	3FTM-A	PCT	FTM-A	PCT	—Rebounds—			AST	PF-D	ST	BL	PTS	AVG	HI
									OFF	DEF	TOT							
HOU - 1	10	109	16-36	.444	0-0	.000	14-16	.875	7	20	27	3	13-0	2	5	46	4.6	8

Cedric Maxwell #18

North Carolina-Charlotte '77 (1st, 1977, Boston, 12th)

Born Nov. 21, 1955 in Kinston, NC; 6-8/225; With Rockets: 1986-88

Seasons	G	MIN	FGM-A	PCT	3FTM-A	PCT	FTM-A	PCT	—Rebounds—			AST	PF-D	ST	BL	PTS	AVG	HI
									OFF	DEF	TOT							
HOU - 2	117	1684	183-359	.510	0-3	.000	236-306	.771	146	217	363	135	151-0	35	17	602	5.2	23
Playoffs																		
HOU - 2	14	192	19-36	.528	0-1	.000	26-35	.743	12	22	34	18	18-1	4	0	64	4.6	15

Vernon Maxwell #11

Florida '88 (2nd, 1988, Denver, 47th)

Born on Sept. 12, 1965 in Gainesville, FL; 6-5/190; With Rockets: 1989-95

Seasons	G	MIN	FGM-A	PCT	3FTM-A	PCT	FTM-A	PCT	—Rebounds—			AST	PF-D	ST	BL	PTS	AVG	HI
									OFF	DEF	TOT							
HOU - 6	402	13299	2183-5395	.405	730-2241	.326	906-1242	.729	182	1000	1182	1730	872-7	559	89	6002	14.9	51
Playoffs																		
HOU - 5	40	1476	219-575	.381	73-239	.305	71-102	.696	21	105	126	155	93-1	38	5	582	14.6	34

Rockets All-Time Roster

Tim McCormick #40

Michigan '84 (1st, 1984, Cleveland, 12th)

Born March 10, 1962 in Detroit, MI; 7-0/240; With Rockets: 1988-90

Seasons	G	MIN	FGM-A	PCT	3FTM-A	PCT	FTM-A	PCT	Rebounds			AST	PF-D	ST	BL	PTS	AVG	HI
									OFF	DEF	TOT							
HOU - 2	99	1373	179-380	.471	0-4	.000	97-148	.655	95	193	288	57	217-0	21	25	455	4.6	23
Playoffs																		
HOU - 2	7	74	8-16	.500	0-1	.000	9-11	.818	3	18	21	0	14-0	3	2	25	3.6	8

Paul McCracken #4

San Fernando Valley State '72 (Signed Free Agent; Jan. 28, 1973)

Born Sept. 11, 1950 in New York, NY; 6-4/180; With Rockets: 1972-74

Seasons	G	MIN	FGM-A	PCT	3FTM-A	PCT	FTM-A	PCT	Rebounds			AST	PF-D	ST	BL	PTS	AVG	HI
									OFF	DEF	TOT							
HOU - 2	28	318	45-93	.484	-	-	23-39	.590	5	57	57	19	35-0	-	-	113	4.0	14

Rodney McCray #22

Louisville '83 (1st, 1983, ROCKETS, 3rd)

Born Aug. 29, 1961 in Mt. Vernon, NY; 6-8/235; With Rockets: 1983-88

Seasons	G	MIN	FGM-A	PCT	3FTM-A	PCT	FTM-A	PCT	Rebounds			AST	PF-D	ST	BL	PTS	AVG	HI
									OFF	DEF	TOT							
HOU - 5	405	13517	1940-3720	.522	1-26	.038	1178-1544	.763	955	1763	2718	1521	955-9	338	291	5059	12.5	28
Playoffs																		
HOU - 4	39	1611	196-368	.533	0-6	.000	109-147	.742	79	179	258	201	95-0	33	32	501	12.9	24

K.J. McDANIELS #32

Clemson '14 (2nd, Philadelphia, 42nd)

Born Feb. 9, 1993 in Mobile, AL; 6-6/200; With Rockets: 2014-16

Seasons	G	MIN	FGM-A	PCT	3FTM-A	PCT	FTM-A	PCT	Rebounds			AST	PF-D	ST	BL	PTS	AVG	HI
									OFF	DEF	TOT							
HOU - 2	47	268	34-87	.391	7-28	.250	25-32	.781	17	30	47	12	35-0	7	8	100	2.1	12
Playoffs																		
HOU - 2	4	34	4-13	.308	1-3	.333	0-0	-	1	6	7	1	3-0	0	3	9	2.3	4

Hank McDowell #8

Memphis State '81 (5th, 1981, Golden State, 102nd)

Born Nov. 13, 1959 in Memphis, TN; 6-9/215; With Rockets: 1984-86

Seasons	G	MIN	FGM-A	PCT	3FTM-A	PCT	FTM-A	PCT	Rebounds			AST	PF-D	ST	BL	PTS	AVG	HI
									OFF	DEF	TOT							
HOU - 2	56	336	44-84	.524	0-2	.000	24-35	.686	19	52	71	15	47-0	4	8	112	2.0	8
Playoffs																		
HOU - 1	13	33	2-7	.286	0-0	.000	5-8	.625	4	4	8	2	6-0	0	0	9	0.7	4

Jon McGlocklin #11

Indiana '65 (3rd, 1965, Cincinnati, 23rd)

Born June 10, 1943 in Franklin, IN; 6-5/205; With Rockets: 1967-68

Seasons	G	MIN	FGM-A	PCT	3FTM-A	PCT	FTM-A	PCT	Rebounds			AST	PF-D	ST	BL	PTS	AVG	HI
									OFF	DEF	TOT							
SD - 1	65	1876	316-757	.417	-	-	156-180	.867	-	-	199	178	117-0	-	-	788	12.1	28

Tracy McGrady #1, #3

Mt. Zion Christian Academy '97 (1st, 1997, Toronto, 9th)

Born May 24, 1979 in Bartow, FL; 6-8/223; With Rockets: 2004-10

Seasons	G	MIN	FGM-A	PCT	3FTM-A	PCT	FTM-A	PCT	Rebounds			AST	PF-D	ST	BL	PTS	AVG	HI
									OFF	DEF	TOT							
HOU - 6	303	11133	2506-5962	.420	472-1464	.322	1404-1905	.737	235	1432	1667	1699	522-0	396	176	6888	22.7	48
Playoffs																		
HOU - 3	20	828	203-477	.426	31-106	.292	117-161	.727	24	118	142	139	40-0	25	21	554	27.7	40

Stan McKenzie #40

New York '66 (11th, 1966, Baltimore, 94th)

Born Oct. 6, 1944 in Miami, FL; 6-5/205; With Rockets: 1972-74

Seasons	G	MIN	FGM-A	PCT	3FTM-A	PCT	FTM-A	PCT	Rebounds			AST	PF-D	ST	BL	PTS	AVG	HI
									OFF	DEF	TOT							
HOU - 2	37	299	42-107	.393	-	-	22-29	.759	5	50	55	21	45-0	-	-	106	2.9	12

McCoy McLemore #18

Drake '64 (3rd, 1964, San Francisco, 25th)

Born April 3, 1942 in Houston, TX; 6-7/235; With Rockets: 1971-72

Seasons	G	MIN	FGM-A	PCT	3FTM-A	PCT	FTM-A	PCT	Rebounds			AST	PF-D	ST	BL	PTS	AVG	HI
									OFF	DEF	TOT							
HOU - 1	17	147	19-43	.442	-	-	9-12	.750	-	-	39	10	15-1	-	-	47	2.8	10

Eric McWilliams #22

Long Beach State '72 (3rd, 1972, ROCKETS, 37th)

Born April 18, 1950 in Denver, CO; 6-8/200; With Rockets: 1972-73

Seasons	G	MIN	FGM-A	PCT	3FTM-A	PCT	FTM-A	PCT	Rebounds			AST	PF-D	ST	BL	PTS	AVG	HI
									OFF	DEF	TOT							
HOU - 1	44	245	34-98	.347	-	-	18-37	.486	-	-	60	5	46-0	-	-	86	2.0	10

Cliff Meely #25

Colorado '71 (1st, 1971, ROCKETS, 7th)

Born July 10, 1947 in Rosedale, MS; 6-8/215; With Rockets: 1971-76

Seasons	G	MIN	FGM-A	PCT	3FTM-A	PCT	FTM-A	PCT	Rebounds			AST	PF-D	ST	BL	PTS	AVG	HI
									OFF	DEF	TOT							
HOU - 5	298	6190	1101-2636	.418	-	-	392-584	.671	5	-	1658	389	899-25	83	102	2594	8.7	29

Rockets All-Time Roster

Pops Mensah-Bonsu #21

George Washington '06 (Undrafted)

Born Sept. 7, 1983 in London England; 6-9/235; With Rockets: 2009-10

Seasons	G	MIN	FGM-A	PCT	3FTM-A	PCT	FTM-A	PCT	—Rebounds—			AST	PF-D	ST	BL	PTS	AVG	HI
									OFF	DEF	TOT							
HOU-1	4	13	1-4	.250	0-0	.000	3-6	.500	1	3	4	1	3-0	1	1	5	1.3	4

Joe C. Meriweather #50

Southern Illinois '75 (1st, 1975, ROCKETS, 11th)

Born Oct. 26, 1953 in Phenix City, AL; 6-10/218; With Rockets: 1975-76

Seasons	G	MIN	FGM-A	PCT	3FTM-A	PCT	FTM-A	PCT	—Rebounds—			AST	PF-D	ST	BL	PTS	AVG	HI
									OFF	DEF	TOT							
HOU-1	81	2042	338-684	.494	-	-	154-239	.644	163	353	516	82	219-4	36	120	830	10.2	29

Larry Micheaux #40

Houston '83 (2nd, 1983, Chicago, 29th)

Born March 24, 1960 in Houston, TX; 6-9/220; With Rockets: 1984-85

Seasons	G	MIN	FGM-A	PCT	3FTM-A	PCT	FTM-A	PCT	—Rebounds—			AST	PF-D	ST	BL	PTS	AVG	HI
									OFF	DEF	TOT							
HOU-1	39	394	74-122	.607	0-3	.000	17-26	.654	44	55	99	17	49-0	12	14	165	4.2	14
Playoffs	5	57	6-19	.316	0-1	.000	4-10	.400	12	9	21	0	8-0	0	2	16	3.2	9

Anthony "Pig" Miller #2, #9

Michigan State '94 (2nd, 1994, Golden State, 39th)

Born Oct. 27, 1971 in Benton Harbor, MI; 6-9/255; With Rockets: 1998-2000, 2000-01

Seasons	G	MIN	FGM-A	PCT	3FTM-A	PCT	FTM-A	PCT	—Rebounds—			AST	PF-D	ST	BL	PTS	AVG	HI
									OFF	DEF	TOT							
HOU-3	65	728	80-157	.510	0-1	.000	40-73	.548	75	156	231	23	103-1	18	15	200	3.1	19

Brad Miller #52

Purdue '99 (Undrafted)

Born April 12, 1976 in Fort Wayne, IN; 7-0/261; With Rockets: 2010-11

Seasons	G	MIN	FGM-A	PCT	3FTM-A	PCT	FTM-A	PCT	—Rebounds—			AST	PF-D	ST	BL	PTS	AVG	HI
									OFF	DEF	TOT							
HOU-1	60	1015	132-296	.446	40-107	.374	78-94	.830	44	178	222	145	98-0	28	21	382	6.4	23

Dirk Minniefield #10

Kentucky '83 (2nd, 1983, Dallas, 33rd)

Born Jan. 17, 1961 in Lexington, KY; 6-3/180; With Rockets: 1986-87

Seasons	G	MIN	FGM-A	PCT	3FTM-A	PCT	FTM-A	PCT	—Rebounds—			AST	PF-D	ST	BL	PTS	AVG	HI
									OFF	DEF	TOT							
HOU-1	63	1478	205-440	.466	11-34	.324	61-86	.709	28	102	130	335	166-2	66	6	482	7.7	20
Playoffs	8	27	4-8	.500	0-1	.000	6-6	1.000	2	0	2	2	8-0	1	0	14	1.8	10

Cuttino Mobley #5

Rhode Island '98 (2nd, 1998, ROCKETS, 41st)

Born Sept. 1, 1974 in Philadelphia, PA; 6-4/190; With Rockets: 1998-2004

Seasons	G	MIN	FGM-A	PCT	3FTM-A	PCT	FTM-A	PCT	—Rebounds—			AST	PF-D	ST	BL	PTS	AVG	HI
									OFF	DEF	TOT							
HOU-6	436	16343	2654-6141	.432	672-1807	.372	1468-1750	.839	337	1424	1761	1177	991-4	526	187	7448	17.1	41
Playoffs	9	304	36-90	.400	10-28	.357	18-21	.857	5	23	28	25	25-0	5	3	100	11.1	21

Larry Moffett #41

UNLV '77 (2nd, 1977, ROCKETS, 34th)

Born Nov. 5, 1954 in Mobile, AL; 6-9/210; With Rockets: 1977-78

Seasons	G	MIN	FGM-A	PCT	3FTM-A	PCT	FTM-A	PCT	—Rebounds—			AST	PF-D	ST	BL	PTS	AVG	HI
									OFF	DEF	TOT							
HOU-1	20	110	5-17	.294	-	-	6-10	.600	10	11	21	7	16-0	2	2	16	0.8	6

Paul Mokeski #54

Kansas '79 (2nd, 1979, ROCKETS, 42nd)

Born Jan. 3, 1957 in Spokane, WA; 7-0/255; With Rockets: 1979-80

Seasons	G	MIN	FGM-A	PCT	3FTM-A	PCT	FTM-A	PCT	—Rebounds—			AST	PF-D	ST	BL	PTS	AVG	HI
									OFF	DEF	TOT							
HOU-1	12	113	11-33	.333	0-0	.000	7-9	.778	14	15	29	2	24-0	1	6	29	2.4	6

Otto Moore #20

Pan American '68 (1st, 1968, Detroit, 6th)

Born Aug. 27, 1946 in Miami, FL; 6-11/230; With Rockets: 1972-74

Seasons	G	MIN	FGM-A	PCT	3FTM-A	PCT	FTM-A	PCT	—Rebounds—			AST	PF-D	ST	BL	PTS	AVG	HI
									OFF	DEF	TOT							
HOU-2	95	3025	450-928	.485	-	-	131-219	.598	11	-	952	185	276-6	10	18	1031	10.9	30

Tracy Moore #20, #9

Tulsa '88 (Undrafted)

Born Dec. 28, 1965 in Oklahoma City, OK; 6-4/200; With Rockets: 1995-97

Seasons	G	MIN	FGM-A	PCT	3FTM-A	PCT	FTM-A	PCT	—Rebounds—			AST	PF-D	ST	BL	PTS	AVG	HI
									OFF	DEF	TOT							
HOU-2	35	427	63-161	.391	24-73	.329	40-50	.800	21	27	48	26	35-0	7	0	190	5.4	20

Rockets All-Time Roster

Marcus Morris #2

Kansas '11 (1st, 2011, ROCKETS, 14th)

Born Sept. 2, 1989 in Philadelphia, PA; 6-9/235; With Rockets: 2011-13

Seasons	G	MIN	FGM-A	PCT	3FTM-A	PCT	FTM-A	PCT	—Rebounds—			AST	PF-D	ST	BL	PTS	AVG	HI
									OFF	DEF	TOT							
HOU - 2	71	1280	187-454	.412	76-211	.360	55-83	.663	68	167	235	50	132-1	29	18	505	7.1	24

Terence Morris #44

Maryland '01 (2nd, 2001, Atlanta, 34th)

Born Jan. 11, 1979 in Frederick, MD; 6-9/221; With Rockets: 2001-03

Seasons	G	MIN	FGM-A	PCT	3FTM-A	PCT	FTM-A	PCT	—Rebounds—			AST	PF-D	ST	BL	PTS	AVG	HI
									OFF	DEF	TOT							
HOU - 2	117	1742	193-465	.415	22-110	.200	29-42	.690	117	222	339	89	107-1	29	44	437	3.7	17

DONATAS MOTIEJUNAS #20

Lithuania '11 (1st, Minnesota; 2011, 20th)

Born Sept. 20, 1990 in Kaunas, Lithuania; 7-0/222; With Rockets: 2012-16

Seasons	G	MIN	FGM-A	PCT	3FTM-A	PCT	FTM-A	PCT	—Rebounds—			AST	PF-D	ST	BL	PTS	AVG	HI
									OFF	DEF	TOT							
HOU - 4	214	4074	671-1414	.475	110-357	.308	224-366	.612	270	578	848	236	477-5	100	70	1676	7.8	27
Playoffs HOU - 2	6	103	18-39	.462	4-9	.444	9-18	.500	11	16	27	5	11-0	4	2	49	8.2	14

Calvin Murphy #23

Niagara '70 (2nd, 1970, ROCKETS, 18th)

Born May 9, 1948 in Norwalk, CT; 5-9/165; With Rockets: 1970-83 (#23 retired)

Seasons	G	MIN	FGM-A	PCT	3FTM-A	PCT	FTM-A	PCT	—Rebounds—			AST	PF-D	ST	BL	PTS	AVG	HI
									OFF	DEF	TOT							
SD/HOU-13	1002	30607	7247-15030	.482	10-72	.139	3445-3864	.892	-	-	2103	4402	3250-53	1165	51	17949	17.9	57
Playoffs HOU - 6	51	1660	388-817	.475	4-14	.286	165-177	.932	31	47	78	213	197-4	79	4	945	18.5	42

Tracy Murray #31

UCLA '92 (1st, 1992, San Antonio, 18th)

Born July 25, 1971 in Los Angeles, CA; 6-7/228; With Rockets: 1994-95

Seasons	G	MIN	FGM-A	PCT	3FTM-A	PCT	FTM-A	PCT	—Rebounds—			AST	PF-D	ST	BL	PTS	AVG	HI
									OFF	DEF	TOT							
HOU - 1	25	203	32-80	.400	19-45	.422	5-8	.625	2	20	22	5	31-0	7	3	88	3.5	17

Dikembe Mutombo #55

Georgetown '91 (1st, 1991, Denver, 4th)

Born June 25, 1966 in Kinshasa, Zaire, Africa; 7-2/260; With Rockets: 2004-09

Seasons	G	MIN	FGM-A	PCT	3FTM-A	PCT	FTM-A	PCT	—Rebounds—			AST	PF-D	ST	BL	PTS	AVG	HI
									OFF	DEF	TOT							
HOU - 5	267	4171	291-558	.522	0-0	.000	273-375	.728	494	958	1452	32	485-1	66	293	855	3.2	15
Playoffs HOU - 4	22	284	17-27	.630	0-0	.000	20-29	.690	27	67	94	5	35-0	4	23	54	2.5	8

Bostjan Nachbar #9

Slovenia '02 (1st, 2002, ROCKETS, 15th)

Born July 3, 1980 in Slovenj Gradec, Slovenia; 6-9/221; With Rockets: 2002-05

Seasons	G	MIN	FGM-A	PCT	3FTM-A	PCT	FTM-A	PCT	—Rebounds—			AST	PF-D	ST	BL	PTS	AVG	HI
									OFF	DEF	TOT							
HOU - 3	75	797	73-206	.354	35-94	.372	35-51	.686	15	96	111	42	115-1	17	16	216	2.9	12
Playoffs HOU - 1	6	42	4-9	.444	1-3	.333	5-5	1.000	1	5	6	2	9-0	1	0	14	2.3	5

Chuck Nevitt #52

North Carolina State '82 (3rd, 1982, ROCKETS, 63rd)

Born June 13, 1959 in Cortez, CO; 7-5/237; With Rockets: 1982-83, 1988-90

Seasons	G	MIN	FGM-A	PCT	3FTM-A	PCT	FTM-A	PCT	—Rebounds—			AST	PF-D	ST	BL	PTS	AVG	HI
									OFF	DEF	TOT							
HOU - 3	52	301	40-79	.506	0-0	.000	12-20	.600	23	61	84	4	68-1	6	42	92	1.8	8
Playoffs HOU - 1	2	3	0-0	.000	0-0	.000	0-0	.000	0	1	1	0	0-0	0	0	0	0.0	0

Mike Newlin #14

Utah '71 (2nd, 1971, ROCKETS, 24th)

Born Jan. 2, 1949 in Portland, OR; 6-4/200; With Rockets: 1971-79

Seasons	G	MIN	FGM-A	PCT	3FTM-A	PCT	FTM-A	PCT	—Rebounds—			AST	PF-D	ST	BL	PTS	AVG	HI
									OFF	DEF	TOT							
HOU - 8	604	17646	3191-6917	.461	-	-	2098-2428	.864	-	-	1920	2581	1916-31	467	42	8480	14.0	38
Playoffs HOU - 3	22	682	135-270	.500	-	-	55-65	.846	21	52	73	103	72-1	28	1	325	14.8	31

Martyn "Moochie" Norris #12, #25

West Florida '96 (2nd, 1996, Milwaukee, 33rd)

Born July 27, 1973 in Washington, DC; 6-1/186; With Rockets: 1999-2004, 2004-06

Seasons	G	MIN	FGM-A	PCT	3FTM-A	PCT	FTM-A	PCT	—Rebounds—			AST	PF-D	ST	BL	PTS	AVG	HI
									OFF	DEF	TOT							
HOU - 7	341	6461	694-1701	.408	92-325	.283	446-593	.752	182	557	739	1058	367-0	259	14	1926	5.6	28

Rockets All-Time Roster

Steve Novak #20

Marquette '06 (2nd, 2006, ROCKETS, 32nd)

Born June 13, 1983 in Libertyville, IL; 6-10/220; With Rockets: 2006-08

Seasons	G	MIN	FGM-A	PCT	3FTM-A	PCT	FTM-A	PCT	—Rebounds—			AST	PF-D	ST	BL	PTS	AVG	HI
									OFF	DEF	TOT							
HOU - 2	70	455	67-152	.441	47-110	.427	5-6	.833	8	53	61	12	38-0	7	3	186	2.7	17
Playoffs																		
HOU - 1	3	21	3-4	.750	2-3	.667	0-0	.000	1	1	2	0	2-0	0	1	8	2.7	8

Charles Oakley #33

Virginia Union '85 (1st, 1985, Cleveland, 9th)

Born Dec. 18, 1963 in Cleveland, OH; 6-9/245; With Rockets: 2003-04

Seasons	G	MIN	FGM-A	PCT	3FTM-A	PCT	FTM-A	PCT	—Rebounds—			AST	PF-D	ST	BL	PTS	AVG	HI
									OFF	DEF	TOT							
HOU - 1	7	25	2-6	.333	0-0	.000	5-6	.833	0	5	5	2	8-0	0	0	9	1.3	4

Tim Ohlbrecht #14

Germany '10 (Undrafted)

Born Aug. 30, 1988 in Wuppertal, Germany; 6-11/255; With Rockets: 2012-13

Seasons	G	MIN	FGM-A	PCT	3FTM-A	PCT	FTM-A	PCT	—Rebounds—			AST	PF-D	ST	BL	PTS	AVG	HI
									OFF	DEF	TOT							
HOU - 1	3	12	1-3	.333	-	-	1-1	1.000	0	1	1	1	1-0	1	0	3	1.0	3

Hakeem Olajuwon #34

Houston '84 (1st, 1984, ROCKETS, 1st)

Born Jan. 21, 1963 in Lagos, Nigeria; 7-0/250; With Rockets: 1984-2001 (#34 retired)

Seasons	G	MIN	FGM-A	PCT	3FTM-A	PCT	FTM-A	PCT	—Rebounds—			AST	PF-D	ST	BL	PTS	AVG	HI
									OFF	DEF	TOT							
HOU - 17	1177	42844	10555-20573	.513	25-122	.205	5376-7537	.713	3936	9446	13382	2992	4236-80	2088	3740	26511	22.5	52
Playoffs																		
HOU - 14	140	5663	1492-2825	.528	4-18	.222	739-1028	.719	462	1140	1602	456	553-5	238	468	3727	26.6	49

Jawann Oldham #51

Seattle '80 (2nd, 1980, Denver, 41st)

Born July 4, 1957 in Chicago, IL; 7-0/215; With Rockets: 1981-82

Seasons	G	MIN	FGM-A	PCT	3FTM-A	PCT	FTM-A	PCT	—Rebounds—			AST	PF-D	ST	BL	PTS	AVG	HI
									OFF	DEF	TOT							
HOU - 1	22	124	13-36	.361	0-0	.000	8-14	.571	7	17	24	3	28-0	2	10	34	1.5	5

Tom Owens #25

South Carolina '71 (4th, 1971, ROCKETS, 58th)

Born June 28, 1949 in Bronx, NY; 6-10/220; With Rockets: 1976-77

Seasons	G	MIN	FGM-A	PCT	3FTM-A	PCT	FTM-A	PCT	—Rebounds—			AST	PF-D	ST	BL	PTS	AVG	HI
									OFF	DEF	TOT							
HOU - 1	46	462	68-135	.504	-	-	52-76	.684	47	95	142	18	96-2	4	13	188	4.1	13
Playoffs																		
HOU - 1	3	7	0-1	.000	-	-	0-0	.000	0	2	2	0	1-0	1	0	0	0.0	0

Scott Padgett #35

Kentucky '99 (1st, 1999, Utah, 28th)

Born Apr. 19, 1976 in Louisville, KY; 6-9/240; With Rockets: 2003-05, 2006-07

Seasons	G	MIN	FGM-A	PCT	3FTM-A	PCT	FTM-A	PCT	—Rebounds—			AST	PF-D	ST	BL	PTS	AVG	HI
									OFF	DEF	TOT							
HOU - 3	148	1687	187-449	.416	86-220	.391	59-83	.711	104	265	369	86	225-0	49	26	519	3.5	22
Playoffs																		
HOU - 2	11	123	11-29	.379	6-15	.400	2-2	1.000	10	12	22	4	19-0	4	3	30	2.7	6

Kostas Papanikolaou #16

Greece '12 (2nd, 2012, Knicks, 48th)

Born Jul. 31, 1990 in Trikala, Greece; 6-8/225.; With Rockets: 2014-15

Seasons	G	MIN	FGM-A	PCT	3FTM-A	PCT	FTM-A	PCT	—Rebounds—			AST	PF-D	ST	BL	PTS	AVG	HI
									OFF	DEF	TOT							
HOU - 1	43	795	69-197	.350	31-106	.292	13-18	.722	39	79	118	85	71	29	13	182	4.2	19
Playoffs																		
HOU - 1	8	21	1-4	.250	0-3	.000	1-2	.500	0	2	2	0	4	0	0	3	0.4	2

Chandler Parsons #25

Florida '11 (2nd, 2011, ROCKETS, 38th)

Born Oct. 25, 1988 in Casselberry, FL; 6-9/227; With Rockets: 2011-14

Seasons	G	MIN	FGM-A	PCT	3FTM-A	PCT	FTM-A	PCT	—Rebounds—			AST	PF-D	ST	BL	PTS	AVG	HI
									OFF	DEF	TOT							
HOU - 3	213	7345	1170-2475	.473	342-924	.37	320-454	.705	238	875	1113	701	458	236	90	3002	14.1	34
Playoffs																		
HOU - 2	12	488	88-198	.444	29-76	.382	20-29	.69	13	67	80	36	38	5	4	225	18.8	27

Patrick Patterson #54

Kentucky '10 (1st, 2010, ROCKETS, 14th)

Born March 14, 1989 in Washington, DC; 6-9/235; With Rockets: 2010-13

Seasons	G	MIN	FGM-A	PCT	3FTM-A	PCT	FTM-A	PCT	—Rebounds—			AST	PF-D	ST	BL	PTS	AVG	HI
									OFF	DEF	TOT							
HOU - 3	163	3569	610-1233	.495	35-101	.347	107-148	.723	271	436	707	145	280-0	62	100	1362	8.4	27

Rockets All-Time Roster

Billy Paultz #5

Born July 30, 1948 in River Edge, NJ; 6-11/255; With Rockets: 1979-83

St. John's '70 (7th, 1970, ROCKETS, 103rd)

Seasons	G	MIN	FGM-A	PCT	3FTM-A	PCT	FTM-A	PCT	Rebounds		AST	PF-D	ST	BL	PTS	AVG	HI	
									OFF	DEF								
HOU - 4	240	4141	578-1235	.468	0-3	.000	178-357	.499	311	692	1003	273	462-1	77	145	1334	5.6	28
Playoffs																		
HOU - 3	31	882	127-295	.431	0-1	.000	37-58	.638	67	117	184	44	86-1	14	32	291	9.4	20

Curtis Perry #54

Born Sept. 13, 1948 in Washington, DC; 6-7/220; With Rockets: 1970-72

S.W. Missouri State '70 (3rd, 1970, ROCKETS, 35th)

Seasons	G	MIN	FGM-A	PCT	3FTM-A	PCT	FTM-A	PCT	Rebounds		AST	PF-D	ST	BL	PTS	AVG	HI
									OFF	DEF							
SD/HOU - 2	43	455	59-163	.362	-	-	23-44	.523	5	152	152	27	69-0	-	141	3.3	11

Jim Petersen #43

Born Feb. 22, 1962 in Minneapolis, MN; 6-10/235; With Rockets: 1984-88

Minnesota '84 (3rd, 1984, ROCKETS, 51st)

Seasons	G	MIN	FGM-A	PCT	3FTM-A	PCT	FTM-A	PCT	Rebounds		AST	PF-D	ST	BL	PTS	AVG	HI	
									OFF	DEF								
HOU - 4	293	6574	901-1798	.501	1-13	.077	429-588	.730	515	1021	1536	347	827-11	131	228	2232	7.6	28
Playoffs																		
HOU - 4	37	671	85-183	.465	0-0	.000	42-63	.667	69	111	180	34	87-3	15	13	212	5.7	15

Richard Petruska #3

Born Jan. 25, 1969 in Levice, Slovakia; 6-10/260; With Rockets: 1993-94

UCLA '93 (2nd, 1993, ROCKETS, 46th)

Seasons	G	MIN	FGM-A	PCT	3FTM-A	PCT	FTM-A	PCT	Rebounds		AST	PF-D	ST	BL	PTS	AVG	HI	
									OFF	DEF								
HOU - 1	22	92	20-46	.435	7-15	.467	6-8	.750	9	22	31	1	15-0	2	3	53	2.4	12

Eric Piatkowski #52

Born Sept. 30, 1970 in Steubenville, OH; 6-7/215; With Rockets: 2003-04

Nebraska '94 (1st, 1994, Indiana, 15th)

Seasons	G	MIN	FGM-A	PCT	3FTM-A	PCT	FTM-A	PCT	Rebounds		AST	PF-D	ST	BL	PTS	AVG	HI	
									OFF	DEF								
HOU - 1	49	703	72-191	.377	43-122	.352	14-16	.875	10	63	73	26	42-0	16	5	201	4.1	14
Playoffs																		
HOU - 1	1	4	0-1	.000	0-0	.000	0-0	.000	0	1	1	0	1-0	0	0	0	0.0	0

Scottie Pippen #33

Born Sept. 25, 1965 in Hamburg, AR; 6-7/228; With Rockets: 1998-99

Central Arkansas '87 (1st, 1987, Seattle, 5th)

Seasons	G	MIN	FGM-A	PCT	3FTM-A	PCT	FTM-A	PCT	Rebounds		AST	PF-D	ST	BL	PTS	AVG	HI	
									OFF	DEF								
HOU - 1	50	2011	261-604	.432	72-212	.340	132-183	.721	63	260	323	293	118-0	98	37	726	14.5	31
Playoffs																		
HOU - 1	4	172	23-70	.329	6-22	.273	21-26	.808	20	27	47	22	12-0	7	3	73	18.3	37

James Posey #55

Born Jan. 13, 1977 in Cleveland, OH; 6-8/215; With Rockets: 2002-03

Xavier '99 (1st, 1999, Denver, 18th)

Seasons	G	MIN	FGM-A	PCT	3FTM-A	PCT	FTM-A	PCT	Rebounds		AST	PF-D	ST	BL	PTS	AVG	HI	
									OFF	DEF								
HOU - 1	58	1646	188-428	.439	46-141	.326	119-144	.826	52	229	281	106	134-0	77	9	541	9.3	26

Josh Powell #21

Born Jan. 25, 1983 in Charleston, SC; 6-9/225; With Rockets: 2013-14

North Carolina State '03 (Undrafted)

Seasons	G	MIN	FGM-A	PCT	3FTM-A	PCT	FTM-A	PCT	Rebounds		AST	PF-D	ST	BL	PTS	AVG	HI	
									OFF	DEF								
HOU - 1	1	19	2-6	.333	0-0		0-0		0	5	5	0	1-0	0	1	4	4.0	4

Brent Price #20

Born Dec. 9, 1968 in Shawnee, OK; 6-1/185; With Rockets: 1996-99

Oklahoma '92 (2nd, 1992, Washington, 32nd)

Seasons	G	MIN	FGM-A	PCT	3FTM-A	PCT	FTM-A	PCT	Rebounds		AST	PF-D	ST	BL	PTS	AVG	HI	
									OFF	DEF								
HOU - 3	137	2528	272-622	.437	136-352	.386	144-180	.800	65	149	214	370	287-3	102	5	824	6.0	20
Playoffs																		
HOU - 2	9	173	17-39	.436	10-27	.370	8-9	.889	4	13	17	20	17-1	8	1	52	5.8	18

Pablo Prigioni #9

Born May. 17, 1977 in Rio Tercera, Argentina; 6-3/180; With Rockets: 2014-15

Argentina (Undrafted)

Seasons	G	MIN	FGM-A	PCT	3FTM-A	PCT	FTM-A	PCT	Rebounds		AST	PF-D	ST	BL	PTS	AVG	HI	
									OFF	DEF								
HOU - 1	24	402	23-67	.343	14-51	.275	13-15	.867	12	27	39	67	35-0	27	0	73	3.0	12
Playoffs																		
HOU - 1	11	230	17-43	.395	13-30	.433	2-4	.500	2	15	17	35	21-0	14	1	49	4.5	11

Rockets All-Time Roster

Ed Ratleff #42

Long Beach State '73 (1st, 1973, ROCKETS, 6th)

Born March 29, 1950 in Bellefontaine, OH; 6-6/195; With Rockets: 1973-78

Seasons	G	MIN	FGM-A	PCT	3FTM-A	PCT	FTM-A	PCT	—Rebounds—			AST	PF-D	ST	BL	PTS	AVG	HI
									OFF	DEF	TOT							
HOU - 5	338	8433	1160-2554	.454	-	-	493-614	.803	465	898	1363	896	801-11	430	143	2813	8.3	33
Playoffs																		
HOU - 1	8	291	36-87	.414	-	-	17-20	.850	24	29	53	35	31-0	14	1	89	11.1	20

Eldridge Recasner #3

Washington '90 (Undrafted)

Born Dec. 14, 1967 in New Orleans, LA; 6-3/190; With Rockets: 1995-96

Seasons	G	MIN	FGM-A	PCT	3FTM-A	PCT	FTM-A	PCT	—Rebounds—			AST	PF-D	ST	BL	PTS	AVG	HI
									OFF	DEF	TOT							
HOU - 1	63	1275	149-359	.415	81-191	.424	57-86	.864	31	113	144	170	111-1	23	5	436	6.9	21
Playoffs																		
HOU - 1	1	8	0-3	.000	0-1	.000	0-0	.000	0	1	1	2	0-0	0	0	0	0.0	0

Robert Reid #50, #33

St. Mary's [TX] '77 (2nd, 1977, ROCKETS, 40th)

Born Aug. 30, 1955 in Atlanta, GA; 6-8/220; With Rockets: 1977-82, 1983-88

Seasons	G	MIN	FGM-A	PCT	3FTM-A	PCT	FTM-A	PCT	—Rebounds—			AST	PF-D	ST	BL	PTS	AVG	HI
									OFF	DEF	TOT							
HOU - 10	762	21718	3747-8031	.467	76-270	.281	1253-1710	.733	1049	2657	3706	2253	2502-34	881	364	8823	11.6	32
Playoffs																		
HOU - 8	72	2699	427-974	.438	8-52	.154	157-217	.724	109	274	383	333	270-3	105	41	1019	14.2	33

Rodrick Rhodes #1

Southern California '97 (1st, 1997, ROCKETS, 24th)

Born Sept. 24, 1973, in Jersey City, NJ; 6-6/225; With Rockets 1997-99

Seasons	G	MIN	FGM-A	PCT	3FTM-A	PCT	FTM-A	PCT	—Rebounds—			AST	PF-D	ST	BL	PTS	AVG	HI
									OFF	DEF	TOT							
HOU - 2	61	1103	114-313	.364	2-8	.250	116-186	.624	30	44	74	111	130-0	63	10	346	5.7	16
Playoffs																		
HOU - 1	3	7	2-3	.667	0-0	.000	2-4	.500	0	1	1	0	0-0	1	0	6	2.0	4

Glen Rice #41

Michigan '89 (1st, 1989, Miami, 4th)

Born May 28, 1967 in Flint, MI; 6-8/220; With Rockets: 2001-03

Seasons	G	MIN	FGM-A	PCT	3FTM-A	PCT	FTM-A	PCT	—Rebounds—			AST	PF-D	ST	BL	PTS	AVG	HI
									OFF	DEF	TOT							
HOU - 2	82	2138	261-624	.418	119-318	.374	87-113	.770	33	168	201	96	133-0	35	8	728	8.9	25

Eric Riley #42

Michigan '93 (2nd, 1993, Dallas, 33rd)

Born June 2, 1970 in Cleveland, OH; 7-0/240; With Rockets: 1993-94

Seasons	G	MIN	FGM-A	PCT	3FTM-A	PCT	FTM-A	PCT	—Rebounds—			AST	PF-D	ST	BL	PTS	AVG	HI
									OFF	DEF	TOT							
HOU - 1	47	219	34-70	.486	0-1	.000	20-37	.541	24	35	59	9	30-0	5	9	88	1.9	12

Pat Riley #42

Kentucky '67 (1st, 1967, ROCKETS, 7th)

Born Mar. 20, 1945 in Rome, NY; 6-4/205; With Rockets: 1967-70

Seasons	G	MIN	FGM-A	PCT	3FTM-A	PCT	FTM-A	PCT	—Rebounds—			AST	PF-D	ST	BL	PTS	AVG	HI
									OFF	DEF	TOT							
SD - 3	172	2764	527-1338	.394	-	-	258-391	.660	-	-	346	359	419-2	-	-	1312	7.6	25
Playoffs																		
SD - 1	5	76	16-37	.432	-	-	5-6	.833	-	-	11	2	13-0	-	-	37	7.4	18

Ron Riley #31

Southern California '72 (3rd, 1972, Kansas City-Omaha, 38th)

Born Nov. 11, 1950 in Los Angeles, CA; 6-8/200; With Rockets: 1973-76

Seasons	G	MIN	FGM-A	PCT	3FTM-A	PCT	FTM-A	PCT	—Rebounds—			AST	PF-D	ST	BL	PTS	AVG	HI
									OFF	DEF	TOT							
HOU - 3	178	3048	368-895	.411	-	-	119-167	.713	263	542	805	234	402-4	103	65	855	4.8	21
Playoffs																		
HOU - 1	8	152	25-42	.595	-	-	6-16	.375	12	24	36	15	18-0	9	2	56	7.0	13

Stanley Roberts #53

Louisiana State '90 (1st, 1991, Orlando, 23rd)

Born Feb. 7, 1970 in Hopkins, SC; 7-0/290; With Rockets: 1998-99

Seasons	G	MIN	FGM-A	PCT	3FTM-A	PCT	FTM-A	PCT	—Rebounds—			AST	PF-D	ST	BL	PTS	AVG	HI
									OFF	DEF	TOT							
HOU - 1	6	33	5-13	.385	0-0	.000	4-8	.500	4	7	11	0	2-0	0	1	14	2.3	11
Playoffs																		
HOU - 1	3	20	0-6	.000	0-0	.000	1-2	.500	0	3	3	0	5-0	0	4	1	0.3	1

Larry Robinson #20

Centenary '90 (Undrafted)

Born Jan. 11, 1968 in Bossier City, LA; 6-5/180; With Rockets: 1993-94

Seasons	G	MIN	FGM-A	PCT	3FTM-A	PCT	FTM-A	PCT	—Rebounds—			AST	PF-D	ST	BL	PTS	AVG	HI
									OFF	DEF	TOT							
HOU - 1	6	55	10-20	.500	2-8	.250	3-8	.375	4	6	10	6	8-0	7	0	25	4.2	9

Rockets All-Time Roster

Thomas Robinson #0, #41

Kansas '12 (1st, 2012, Sacramento, 5th)

Born March 17, 1991 in Washington, DC; 6-10/237; With Rockets: 2012-13

Seasons	G	MIN	FGM-A	PCT	3FTM-A	PCT	FTM-A	PCT	Rebounds			AST	PF-D	ST	BL	PTS	AVG	HI
									OFF	DEF	TOT							
HOU - 1	19	247	35-78	.449	0-1	.000	16-38	.421	30	47	77	10	29-0	16	5	86	4.5	15

Carlos Rogers #6

Tennessee State '94 (1st, 1994, Seattle, 11th)

Born Feb. 6, 1971 in Detroit, MI; 6-11/232; With Rockets: 1999-2001

Seasons	G	MIN	FGM-A	PCT	3FTM-A	PCT	FTM-A	PCT	Rebounds			AST	PF-D	ST	BL	PTS	AVG	HI
									OFF	DEF	TOT							
HOU - 2	92	1645	245-434	.565	1-15	.067	110-189	.582	146	268	414	51	110-0	24	52	601	6.5	28

Wayne "Tree" Rollins #15

Clemson '77 (1st, 1977, Atlanta, 14th)

Born June 16, 1955 in Winter Haven, FL; 7-1/250; With Rockets: 1991-93

Seasons	G	MIN	FGM-A	PCT	3FTM-A	PCT	FTM-A	PCT	Rebounds			AST	PF-D	ST	BL	PTS	AVG	HI
									OFF	DEF	TOT							
HOU - 2	101	944	57-127	.449	0-2	.000	35-42	.833	73	158	231	25	128-0	20	77	149	1.5	13
HOU - 1	6	16	0-3	.000	0-1	.000	0-0	.000	1	3	4	0	2-0	2	0	0	0.0	0

Ralph Sampson #50

Virginia '83 (1st, 1983, ROCKETS, 1st)

Born July 7, 1960 in Harrisonburg, VA; 7-4/230; With Rockets: 1983-88

Seasons	G	MIN	FGM-A	PCT	3FTM-A	PCT	FTM-A	PCT	Rebounds			AST	PF-D	ST	BL	PTS	AVG	HI
									OFF	DEF	TOT							
HOU - 5	305	10674	2483-4985	.499	5-34	.147	1012-1532	.661	924	2265	3189	827	1185-45	307	585	5995	19.7	43
Playoffs																		
HOU - 3	35	1264	274-547	.501	3-4	.750	140-198	.707	118	268	386	108	149-4	34	55	691	19.7	33

Luis Scola #4

Argentina '02 (2nd, 2002, San Antonio, 56th)

Born April 30, 1980 in Buenos Aires, Argentina; 6-9/245; With Rockets: 2007-12

Seasons	G	MIN	FGM-A	PCT	3FTM-A	PCT	FTM-A	PCT	Rebounds			AST	PF-D	ST	BL	PTS	AVG	HI
									OFF	DEF	TOT							
HOU - 5	386	11662	2334-4576	.510	1-17	.059	928-1248	.744	818	2166	2984	723	1183-11	274	124	5597	14.5	44
Playoffs																		
HOU - 2	19	644	107-223	.480	0-1	.000	57-84	.679	52	113	165	31	75-2	11	4	271	14.3	24

Purvis Short #10

Jackson State '78 (1st, 1978, Golden State, 5th)

Born July 2, 1957 in Hattiesburg, MS; 6-7/220; With Rockets: 1987-89

Seasons	G	MIN	FGM-A	PCT	3FTM-A	PCT	FTM-A	PCT	Rebounds			AST	PF-D	ST	BL	PTS	AVG	HI
									OFF	DEF	TOT							
HOU - 2	146	3106	672-1466	.458	14-54	.259	283-329	.860	136	265	401	269	313-1	102	27	1641	11.2	33
HOU - 2	8	108	15-46	.326	0-3	.000	11-13	.846	11	8	19	3	15-0	1	0	41	5.1	13

John Shumate #34

Notre Dame '74 (1st, 1974, Phoenix, 4th)

Born April 6, 1952 in Greenville, SC; 6-9/235; With Rockets: 1979-80

Seasons	G	MIN	FGM-A	PCT	3FTM-A	PCT	FTM-A	PCT	Rebounds			AST	PF-D	ST	BL	PTS	AVG	HI
									OFF	DEF	TOT							
HOU - 1	29	332	34-64	.531	0-0	.000	33-44	.750	25	54	79	23	39-0	8	9	101	3.5	12

Alexey Shved #88

Russia '74 (Undrafted)

Born Dec. 16, 1988 in Belgorod, Russia; 6-6/190; With Rockets: 2014-15

Seasons	G	MIN	FGM-A	PCT	3FTM-A	PCT	FTM-A	PCT	Rebounds			AST	PF-D	ST	BL	PTS	AVG	HI
									OFF	DEF	TOT							
HOU - 1	9	59	8-24	.333	4-12	.333	9-11	.818	1	3	4	3	2-0	3	0	29	3.2	9

Larry Siegfried #20

Ohio State '61 (1st, 1961, Cincinnati, 3rd)

Born May 22, 1939 in Shelby, OH; 6-3/192; With Rockets: 1970-72

Seasons	G	MIN	FGM-A	PCT	3FTM-A	PCT	FTM-A	PCT	Rebounds			AST	PF-D	ST	BL	PTS	AVG	HI
									OFF	DEF	TOT							
SD/HOU - 2	63	1896	164-424	.387	-	-	142-167	.850	-	-	217	366	167-0	-	-	470	7.5	28

Bobby "Bingo" Smith #32

Tulsa '69 (1st, 1969, ROCKETS, 6th)

Born Feb. 26, 1946 in Memphis, TN; 6-5/212; With Rockets: 1969-70

Seasons	G	MIN	FGM-A	PCT	3FTM-A	PCT	FTM-A	PCT	Rebounds			AST	PF-D	ST	BL	PTS	AVG	HI
									OFF	DEF	TOT							
SD - 1	75	1198	242-567	.427	-	-	66-96	.688	-	-	328	75	119-0	-	-	550	7.3	25

Greg Smith #4

Western Kentucky '68 (4th, 1968, Milwaukee, 50th)

Born Jan. 28, 1947 in Princeton, KY; 6-5/200; With Rockets: 1971-73

Seasons	G	MIN	FGM-A	PCT	3FTM-A	PCT	FTM-A	PCT	Rebounds			AST	PF-D	ST	BL	PTS	AVG	HI
									OFF	DEF	TOT							
HOU - 2	58	1560	217-489	.444	-	-	70-110	.636	-	-	330	164	175-2	-	-	504	8.7	23

Rockets All-Time Roster

Greg Smith #0, #4

Fresno State '11 (Undrafted)

Born Jan. 8, 1991 in Vallejo, CA; 6-10/250; With Rockets: 2011-13

Seasons	G	MIN	FGM-A	PCT	3FTM-A	PCT	FTM-A	PCT	—Rebounds—			AST	PF-D	ST	BL	PTS	AVG	HI
									OFF	DEF	TOT							
HOU - 3	89	1279	195-313	.623	0-1	.	83-135	.615	127	241	368	26	209-2	21	47	473	5.3	21
Playoffs																		
HOU - 1	5	59	6-9	.667	0-0	-	6-12	.500	7	6	13	0	9-0	2	2	18	3.6	6

Ishmael Smith #13

Wake Forest '10 (Undrafted)

Born July 5, 1988 in Charlotte, NC; 6-0/175; With Rockets: 2010-11

Seasons	G	MIN	FGM-A	PCT	3FTM-A	PCT	FTM-A	PCT	—Rebounds—			AST	PF-D	ST	BL	PTS	AVG	HI
									OFF	DEF	TOT							
HOU - 1	28	329	32-83	.386	3-8	.375	7-10	.700	6	36	42	64	26-0	13	2	74	2.6	12

Josh Smith #5

Oak Hill Academy '04 (1st, 2004, Atlanta, 17th)

Born December 5, 1985 in College Park, GA; 6-9/225; With Rockets: 2014-15, 2016

Seasons	G	MIN	FGM-A	PCT	3FTM-A	PCT	FTM-A	PCT	—Rebounds—			AST	PF-D	ST	BL	PTS	AVG	HI
									OFF	DEF	TOT							
HOU - 2	78	1825	319-765	.417	86-276	.312	87-169	.515	118	277	395	193	202-2	66	81	811	10.4	21
Playoffs																		
HOU - 2	21	434	91-207	.440	31-79	.392	32-76	.421	27	71	98	50	48-0	10	18	245	11.7	23

Kenny Smith #30

North Carolina '87 (1st, 1987, Sacramento, 6th)

Born March 8, 1965 in Queens, NY; 6-3/170; With Rockets: 1990-96

Seasons	G	MIN	FGM-A	PCT	3FTM-A	PCT	FTM-A	PCT	—Rebounds—			AST	PF-D	ST	BL	PTS	AVG	HI
									OFF	DEF	TOT							
HOU - 6	468	13712	2170-4425	.490	521-1280	.407	1049-1224	.857	170	719	889	2457	699-2	467	42	5910	12.6	41
Playoffs																		
HOU - 5	68	2043	268-586	.457	117-261	.448	127-150	.847	22	125	147	305	123-0	54	9	780	11.5	32

Larry Smith #13

Alcorn State '80 (2nd, 1980, Golden State, 24th)

Born Jan. 18, 1958 in Rolling Fork, MS; 6-8/235; With Rockets: 1989-92

Seasons	G	MIN	FGM-A	PCT	3FTM-A	PCT	FTM-A	PCT	—Rebounds—			AST	PF-D	ST	BL	PTS	AVG	HI
									OFF	DEF	TOT							
HOU - 3	200	4023	279-568	.491	0-3	.000	36-116	.310	589	828	1417	190	589-12	160	57	594	3.0	15
Playoffs																		
HOU - 2	7	130	7-12	.583	0-1	.000	0-1	.000	13	13	26	9	22-0	5	1	14	2.0	6

Kirk Snyder #13

Nevada '04 (1st, 2004, Utah, 16th)

Born June 5, 1983 in Los Angeles, CA; 6-6/225; With Rockets: 2006-08

Seasons	G	MIN	FGM-A	PCT	3FTM-A	PCT	FTM-A	PCT	—Rebounds—			AST	PF-D	ST	BL	PTS	AVG	HI
									OFF	DEF	TOT							
HOU - 2	48	644	79-174	.454	13-53	.245	55-86	.640	22	73	95	47	57-0	12	13	226	4.7	15
Playoffs																		
HOU - 1	3	9	1-3	.333	0-2	.000	0-0	.000	0	1	1	0	0-0	0	0	2	0.7	2

Vassilis Spanoulis #10

Greece '04 (2nd, 2004, Dallas, 50th)

Born Aug. 7, 1982 in Larissa, Greece; 6-4/195; With Rockets: 2006-07

Seasons	G	MIN	FGM-A	PCT	3FTM-A	PCT	FTM-A	PCT	—Rebounds—			AST	PF-D	ST	BL	PTS	AVG	HI
									OFF	DEF	TOT							
HOU - 1	31	272	23-72	.319	5-29	.172	34-42	.810	5	17	22	28	33-1	7	1	85	2.7	13
Playoffs																		
HOU - 1	1	3	1-2	.500	0-0	.000	2-2	1.000	0	1	1	1	0-0	0	0	4	4.0	4

Larry Spriggs #35

Howard '81 (4th, 1981, ROCKETS, 81st)

Born Sept. 8, 1959 in Cheverly, MD; 6-7/230; With Rockets: 1981-82

Seasons	G	MIN	FGM-A	PCT	3FTM-A	PCT	FTM-A	PCT	—Rebounds—			AST	PF-D	ST	BL	PTS	AVG	HI
									OFF	DEF	TOT							
HOU - 1	4	37	7-11	.636	0-0	.000	0-2	.000	2	4	6	4	7-0	2	0	14	3.5	8
Playoffs																		
HOU - 1	2	9	3-4	.750	0-0	.000	0-1	.000	0	1	1	2	3-0	0	0	6	3.0	4

Joe Stephens #41

Arkansas-Little Rock '96 (Undrafted)

Born Jan. 28, 1973 in Riverside, CA; 6-7/210; With Rockets: 1996-98

Seasons	G	MIN	FGM-A	PCT	3FTM-A	PCT	FTM-A	PCT	—Rebounds—			AST	PF-D	ST	BL	PTS	AVG	HI
									OFF	DEF	TOT							
HOU - 2	9	46	11-33	.333	4-13	.308	4-6	.667	5	4	9	1	5-0	5	0	30	3.3	5

Rod Strickland #31

DePaul '88 (1st, 1988, New York, 19th)

Born July 11, 1966 in Bronx, NY; 6-3/185; With Rockets: 2004-05

Seasons	G	MIN	FGM-A	PCT	3FTM-A	PCT	FTM-A	PCT	—Rebounds—			AST	PF-D	ST	BL	PTS	AVG	HI
									OFF	DEF	TOT							
HOU - 1	16	196	9-43	.209	1-2	.500	9-10	.900	3	24	27	39	15-0	3	2	28	1.8	5

Rockets All-Time Roster

John Stroud #42

Born Oct. 29, 1957 in New Albany, MS; 6-7/215; With Rockets: 1980-81

Seasons	G	MIN	FGM-A	PCT	3FTM-A	PCT	FTM-A	PCT	—Rebounds—			AST	PF-D	ST	BL	PTS	AVG	HI
									OFF	DEF	TOT							
HOU - 1	9	88	11-34	.324	0-0	.000	3-4	.750	7	6	13	9	7-0	1	0	25	2.8	11

Mississippi '80 (2nd, 1980, ROCKETS, 27th)

Bob Sura #3

Born March 25, 1973 in Wilkes-Barre, PA; 6-5/200; With Rockets: 2004-07

Seasons	G	MIN	FGM-A	PCT	3FTM-A	PCT	FTM-A	PCT	—Rebounds—			AST	PF-D	ST	BL	PTS	AVG	HI
									OFF	DEF	TOT							
HOU - 1	61	1922	215-504	.427	55-155	.355	141-188	.750	79	258	337	317	168-2	65	7	626	10.3	35
Playoffs																		
HOU - 1	7	182	20-46	.435	7-13	.538	8-12	.667	6	21	27	14	15-0	7	0	55	7.9	21

Florida State '95 (1st, 1995, Cleveland, 17th)

Stromile Swift #4

Born Nov. 21, 1979 in Shreveport, LA; 6-9/228; With Rockets: 2005-06

Seasons	G	MIN	FGM-A	PCT	3FTM-A	PCT	FTM-A	PCT	—Rebounds—			AST	PF-D	ST	BL	PTS	AVG	HI
									OFF	DEF	TOT							
HOU - 1	66	1344	225-458	.491	0-2	.000	136-209	.651	103	188	291	25	198-3	38	50	586	8.9	26

Louisiana State '00 (1st, 2000, Vancouver, 2nd)

Zan Tabak #55

Born June 15, 1970 in Split, Croatia; 7-0/240; With Rockets: 1994-95

Seasons	G	MIN	FGM-A	PCT	3FTM-A	PCT	FTM-A	PCT	—Rebounds—			AST	PF-D	ST	BL	PTS	AVG	HI
									OFF	DEF	TOT							
HOU - 1	37	182	24-53	.453	0-1	.000	27-44	.614	23	34	57	4	37-0	2	7	75	2.0	10
Playoffs																		
HOU - 1	8	31	2-5	.400	0-0	.000	2-2	1.000	1	0	1	1	5-0	1	3	6	0.8	2

Croatia '91 (2nd, 1991, ROCKETS, 51st)

Jeff Taylor #13

Born Jan. 1, 1960 in Blytheville, AR; 6-4/175; With Rockets: 1982-83

Seasons	G	MIN	FGM-A	PCT	3FTM-A	PCT	FTM-A	PCT	—Rebounds—			AST	PF-D	ST	BL	PTS	AVG	HI
									OFF	DEF	TOT							
HOU - 1	44	774	64-160	.400	0-1	.000	30-46	.652	25	53	78	110	82-1	40	15	158	3.6	12

Texas Tech '82 (2nd, 1982, ROCKETS, 42nd)

Jermaine Taylor #8

Born Dec. 8, 1986 in Eustis, FL; 6-4/210; With Rockets: 2009-11

Seasons	G	MIN	FGM-A	PCT	3FTM-A	PCT	FTM-A	PCT	—Rebounds—			AST	PF-D	ST	BL	PTS	AVG	HI
									OFF	DEF	TOT							
HOU - 2	39	380	61-151	.404	7-27	.259	38-52	.731	22	33	55	18	19-0	12	5	167	4.3	15

Central Florida '09 (2nd, 2009, Washington, 32nd)

Maurice Taylor #2

Born Oct. 30, 1976 in Detroit, MI; 6-9/260; With Rockets: 2000-05

Seasons	G	MIN	FGM-A	PCT	3FTM-A	PCT	FTM-A	PCT	—Rebounds—			AST	PF-D	ST	BL	PTS	AVG	HI
									OFF	DEF	TOT							
HOU - 4	249	6335	1115-2389	.467	3-16	.188	386-534	.723	376	788	1164	330	735-11	109	119	2619	10.5	34
Playoffs																		
HOU - 1	5	115	18-38	.474	0-0	.000	13-17	.765	5	11	16	5	20-0	0	1	49	9.8	16

Michigan '97 (1st, 1997, L.A. Clippers, 14th)

Terry Teagle #20, #10

Born April 10, 1960 in Broadus, TX; 6-5/195; With Rockets: 1982-84, 1992-93

Seasons	G	MIN	FGM-A	PCT	3FTM-A	PCT	FTM-A	PCT	—Rebounds—			AST	PF-D	ST	BL	PTS	AVG	HI
									OFF	DEF	TOT							
HOU - 3	143	2349	482-1098	.439	17-56	.304	125-171	.731	102	173	275	215	253-1	66	22	1106	7.7	34
Playoffs																		
HOU - 1	5	12	2-5	.400	0-0	.000	0-2	.000	0	0	0	0	1-0	0	0	4	0.8	2

Baylor '82 (1st, 1982, ROCKETS, 16th)

Garrett Temple #2

Born May 8, 1986 in Baton Rouge, LA; 6-6/190; With Rockets: 2009-10

Seasons	G	MIN	FGM-A	PCT	3FTM-A	PCT	FTM-A	PCT	—Rebounds—			AST	PF-D	ST	BL	PTS	AVG	HI
									OFF	DEF	TOT							
HOU - 1	9	118	13-29	.448	3-12	.250	16-24	.667	2	12	14	7	16-0	4	4	45	5.0	11

LSU '09 (Undrafted)

Jason Terry #31

Born September 15, 1977 in Seattle, WA; 6-2/176; With Rockets: 2014-16

Seasons	G	MIN	FGM-A	PCT	3FTM-A	PCT	FTM-A	PCT	—Rebounds—			AST	PF-D	ST	BL	PTS	AVG	HI
									OFF	DEF	TOT							
HOU - 2	149	2899	339-822	.412	219-584	.375	66-81	.815	29	171	200	250	207-0	113	28	963	6.5	21
Seasons	G	MIN	FGM-A	PCT	3FTM-A	PCT	FTM-A	PCT	OFF	DEF	TOT	AST	PF-D	ST	BL	PTS	AVG	HI
HOU - 2	22	611	70-172	.407	35-101	.347	16-19	.842	7	42	49	54	59-0	17	3	191	8.7	16

Arizona '99 (1st, Atlanta; 10th)

Rockets All-Time Roster

Hasheem Thabeet #32

Connecticut '09 (1st, 2009, Memphis, 2nd)

Born Feb. 16, 1987 in Dar es Salaam, Tanzania; 7-3/263; With Rockets: 2010-12

Seasons	G	MIN	FGM-A	PCT	3FTM-A	PCT	FTM-A	PCT	—Rebounds—			AST	PF-D	ST	BL	PTS	AVG	HI
									OFF	DEF	TOT							
HOU - 2	7	27	3-4	.750	0-0	-	0-0	-	1	6	7	0	8-0	0	3	6	0.9	6

Kenny Thomas #21

New Mexico '99 (1st, 1999, ROCKETS, 22nd)

Born July 25, 1977 in Atlanta, GA; 6-7/261; With Rockets: 1999-2003

Seasons	G	MIN	FGM-A	PCT	3FTM-A	PCT	FTM-A	PCT	—Rebounds—			AST	PF-D	ST	BL	PTS	AVG	HI
									OFF	DEF	TOT							
HOU - 4	238	6687	896-2015	.445	57-230	.248	485-716	.677	472	1035	1507	366	589-9	195	137	2334	9.8	31

Bernard Thompson #25

Fresno State '84 (1st, 1984, Portland, 19th)

Born Aug. 30, 1962 in Phoenix, AZ; 6-6/210; With Rockets: 1988-89

Seasons	G	MIN	FGM-A	PCT	3FTM-A	PCT	FTM-A	PCT	—Rebounds—			AST	PF-D	ST	BL	PTS	AVG	HI
									OFF	DEF	TOT							
HOU - 1	23	222	20-59	.339	0-2	.000	22-26	.846	9	19	28	13	33-0	13	1	62	2.7	10

Otis Thorpe #33

Providence '84 (1st, 1984, Kansas City, 9th)

Born Aug. 5, 1962 in Boynton Beach, FL; 6-10/240; With Rockets: 1988-95

Seasons	G	MIN	FGM-A	PCT	3FTM-A	PCT	FTM-A	PCT	—Rebounds—			AST	PF-D	ST	BL	PTS	AVG	HI
									OFF	DEF	TOT							
HOU - 7	518	18631	3215-5747	.559	3-33	.091	1744-2604	.670	1705	3305	5010	1338	1703-33	404	178	8177	15.8	40
Playoffs																		
HOU - 5	46	1705	257-429	.599	1-2	.500	111-175	.634	131	278	409	112	158-3	31	12	626	13.6	28

Marcus Thornton #10

LSU '09 (2nd, 2009, Miami, 43rd)

Born June 5, 1987 in Baton Rouge, LA; 6-4/205; With Rockets 2015-16

Seasons	G	MIN	FGM-A	PCT	3FTM-A	PCT	FTM-A	PCT	—Rebounds—			AST	PF-D	ST	BL	PTS	AVG	HI
									OFF	DEF	TOT							
HOU - 1	47	885	174-435	.400	73-216	.338	51-58	.879	31	84	115	66	73-10	34	3	472	10.0	32

Sedale Threatt #2

West Virginia Tech '83 (6th, 1983, Philadelphia, 139th)

Born Sept. 10, 1961 in Atlanta, GA; 6-2/185; With Rockets: 1996-97

Seasons	G	MIN	FGM-A	PCT	3FTM-A	PCT	FTM-A	PCT	—Rebounds—			AST	PF-D	ST	BL	PTS	AVG	HI
									OFF	DEF	TOT							
HOU - 1	21	334	28-74	.378	8-20	.400	6-8	.750	5	19	24	40	29-0	15	3	70	3.3	15
Playoffs																		
HOU - 1	16	266	22-56	.393	9-30	.300	6-8	.750	2	15	17	48	35-0	6	4	59	3.7	9

Rudy Tomjanovich #45

Michigan '70 (1st, 1970, ROCKETS, 2nd)

Born Nov. 24, 1948 in Hamtramck, MI; 6-8/220; With Rockets: 1970-81 (#45 retired)

Seasons	G	MIN	FGM-A	PCT	3FTM-A	PCT	FTM-A	PCT	—Rebounds—			AST	PF-D	ST	BL	PTS	AVG	HI
									OFF	DEF	TOT							
SD/HOU-11	768	25714	5630-11240	.501	34-130	.262	2089-2666	.784	-	-	6198	1573	1937-8	374	175	13383	17.4	42
Playoffs																		
HOU - 5	37	1041	213-436	.489	1-10	.100	84-109	.771	67	122	189	59	78-1	11	8	511	13.8	30

Oscar Torres #18

Venezuela '01 (Undrafted)

Born Dec. 18, 1976 in Caracas, Venezuela; 6-6/210; With Rockets: 2001-02

Seasons	G	MIN	FGM-A	PCT	3FTM-A	PCT	FTM-A	PCT	—Rebounds—			AST	PF-D	ST	BL	PTS	AVG	HI
									OFF	DEF	TOT							
HOU - 1	65	1075	135-341	.396	37-126	.294	82-105	.781	47	75	122	40	64-0	25	9	389	6.0	28

John Q. Trapp #31

UNLV '68 (2nd, 1968, ROCKETS, 15th)

Born Oct. 2, 1945 in Detroit, MI; 6-7/215; With Rockets: 1968-71

Seasons	G	MIN	FGM-A	PCT	3FTM-A	PCT	FTM-A	PCT	—Rebounds—			AST	PF-D	ST	BL	PTS	AVG	HI
									OFF	DEF	TOT							
SD - 3	177	3247	536-1280	.419	-	-	233-321	.726	0	-	868	192	575-19	-	-	1305	7.4	25

Jake Tsakalidis #25

Greece '00 (1st, 2000, Phoenix, 25th)

Born June 10, 1979 in Rustavi, Republic of Georgia; 7-2/290; With Rockets: 2006-07

Seasons	G	MIN	FGM-A	PCT	3FTM-A	PCT	FTM-A	PCT	—Rebounds—			AST	PF-D	ST	BL	PTS	AVG	HI
									OFF	DEF	TOT							
HOU - 1	13	132	9-22	.409	0-0	.000	12-15	.800	18	22	40	3	17-0	1	1	30	2.3	7
Playoffs																		
HOU - 1	1	3	0-0	.000	0-0	.000	2-2	1.000	1	3	4	0	0-0	0	0	2	2.0	2

Andre Turner #13

Memphis State '86 (3rd, 1986, L.A. Lakers, 69th)

Born Dec. 13, 1964 in Memphis, TN; 5-11/160; With Rockets: 1987-88

Seasons	G	MIN	FGM-A	PCT	3FTM-A	PCT	FTM-A	PCT	—Rebounds—			AST	PF-D	ST	BL	PTS	AVG	HI
									OFF	DEF	TOT							
HOU - 1	12	99	12-34	.353	1-7	.143	10-14	.714	4	4	8	23	13-0	7	1	35	2.9	8

Rockets All-Time Roster

John Turner #40

Born Nov. 30, 1967 in Glenarden, MD; 6-8/245; With Rockets: 1991-92

Phillips [OK] '91 (1st, 1991, ROCKETS, 20th)

Seasons	G	MIN	FGM-A	PCT	3FTM-A	PCT	FTM-A	PCT	—Rebounds—			AST	PF-D	ST	BL	PTS	AVG	HI
									OFF	DEF	TOT							
HOU - 1	42	345	43-66	.439	0-0	.000	31-59	.525	38	40	78	12	40-0	6	4	117	2.8	15

John Vallely #33

Born Oct. 3, 1948; 6-3/180; With Rockets: 1971-72

UCLA '70 (1st, 1970, Atlanta, 14th)

Seasons	G	MIN	FGM-A	PCT	3FTM-A	PCT	FTM-A	PCT	—Rebounds—			AST	PF-D	ST	BL	PTS	AVG	HI
									OFF	DEF	TOT							
HOU - 1	40	256	49-128	.383	-	-	17-25	.680	5	-	21	28	37-0	-	-	115	2.9	19

Von Wafer #13

Born July 21, 1985 in Homer, LA; 6-5/210; With Rockets: 2008-09

Florida State '05 (2nd, 2005, L.A. Lakers, 39th)

Seasons	G	MIN	FGM-A	PCT	3FTM-A	PCT	FTM-A	PCT	—Rebounds—			AST	PF-D	ST	BL	PTS	AVG	HI
									OFF	DEF	TOT							
HOU - 1	63	1225	229-512	.447	64-164	.390	88-117	.752	19	94	113	71	71-0	40	8	610	9.7	23
Playoffs																		
HOU - 1	13	181	39-92	.424	9-22	.409	19-22	.864	0	12	12	9	11-0	2	1	106	8.2	21

Granville Waiters #31

Born Jan. 8, 1961 in Columbus, OH; 6-11/225; With Rockets: 1985-86

Ohio State '83 (2nd, 1983, Portland, 39th)

Seasons	G	MIN	FGM-A	PCT	3FTM-A	PCT	FTM-A	PCT	—Rebounds—			AST	PF-D	ST	BL	PTS	AVG	HI
									OFF	DEF	TOT							
HOU - 1	43	156	13-39	.333	0-1	.000	1-6	.167	15	13	28	8	30-0	4	10	27	0.6	6
Playoffs																		
HOU - 1	11	26	4-7	.571	0-0	.000	0-0	.000	2	3	5	0	3-0	1	3	8	0.7	4

Jimmy Walker #11

Born April 8, 1944 in Amherst, VA; 6-3/205; With Rockets: 1972-74

Providence '67 (1st, 1967, Detroit, 1st)

Seasons	G	MIN	FGM-A	PCT	3FTM-A	PCT	FTM-A	PCT	—Rebounds—			AST	PF-D	ST	BL	PTS	AVG	HI
									OFF	DEF	TOT							
HOU - 2	84	3117	612-1313	.466	-	-	244-277	.881	5	-	270	446	211-0	-	-	1468	17.5	32

Wally Walker #42

Born July 18, 1954 in Millersville, PA; 6-7/210; With Rockets: 1982-84

Virginia '76 (1st, 1976, Portland, 5th)

Seasons	G	MIN	FGM-A	PCT	3FTM-A	PCT	FTM-A	PCT	—Rebounds—			AST	PF-D	ST	BL	PTS	AVG	HI
									OFF	DEF	TOT							
HOU - 2	140	2863	480-1047	.458	3-10	.300	78-134	.582	163	302	465	254	267-3	54	26	1041	7.4	23

Charlie Ward #17

Born Oct. 12, 1970 in Tallahassee, FL; 6-2/185; With Rockets: 2004-05

Florida State '94 (1st, 1994, New York, 26th)

Seasons	G	MIN	FGM-A	PCT	3FTM-A	PCT	FTM-A	PCT	—Rebounds—			AST	PF-D	ST	BL	PTS	AVG	HI
									OFF	DEF	TOT							
HOU - 1	14	360	24-77	.312	16-51	.314	11-13	.846	6	33	39	43	22-0	15	0	75	5.4	14

Jim Ware #27

Born May 2, 1944 in Natchez, MS; 6-7/210; With Rockets: 1967-68

Oklahoma City '66 (3rd, 1966, Cincinnati, 26th)

Seasons	G	MIN	FGM-A	PCT	3FTM-A	PCT	FTM-A	PCT	—Rebounds—			AST	PF-D	ST	BL	PTS	AVG	HI
									OFF	DEF	TOT							
SD - 1	30	228	25-97	.258	-	-	23-34	.676	-	-	77	7	28-1	-	-	73	2.4	8

Don "Slick" Watts #00

Born July 22, 1951 in Rolling Fork, MS; 6-1/175; With Rockets: 1978-79

Xavier [LA] '73 (Undrafted)

Seasons	G	MIN	FGM-A	PCT	3FTM-A	PCT	FTM-A	PCT	—Rebounds—			AST	PF-D	ST	BL	PTS	AVG	HI
									OFF	DEF	TOT							
HOU - 1	61	1046	92-227	.405	-	-	41-47	.612	35	68	103	243	143-1	73	14	225	3.7	16
Playoffs																		
HOU - 1	2	43	6-15	.400	-	-	2-3	.667	4	3	7	7	8-0	4	1	14	7.0	8

Clarence Weatherspoon #30

Born Sept. 8, 1970 in Crawford, MS; 6-7/270; With Rockets: 2003-05

Southern Miss '92 (1st, 1992, Philadelphia, 9th)

Seasons	G	MIN	FGM-A	PCT	3FTM-A	PCT	FTM-A	PCT	—Rebounds—			AST	PF-D	ST	BL	PTS	AVG	HI
									OFF	DEF	TOT							
HOU - 2	77	1177	133-285	.467	0-1	.000	64-88	.727	95	181	276	34	130-1	31	19	330	4.3	16
Playoffs																		
HOU - 2	3	23	2-5	.400	0-0	.000	3-6	.500	2	2	4	0	4-0	0	0	7	2.3	4

Bonzi Wells #6

Born Sept. 28, 1976 in Muncie, IN; 6-5/210; With Rockets: 2006-08

Ball State '98 (1st, 1998, Detroit, 11th)

Seasons	G	MIN	FGM-A	PCT	3FTM-A	PCT	FTM-A	PCT	—Rebounds—			AST	PF-D	ST	BL	PTS	AVG	HI
									OFF	DEF	TOT							
HOU - 2	79	1714	260-619	.420	9-45	.200	157-256	.613	89	291	380	111	175-0	75	37	686	8.7	27

Rockets All-Time Roster

Owen Wells #30

Detroit '74 (5th, 1974, ROCKETS, 77th)

Born Dec. 9, 1950 in Providence, RI; 6-7/200; With Rockets: 1974-75

Seasons	G	MIN	FGM-A	PCT	3FTM-A	PCT	FTM-A	PCT	—Rebounds—			AST	PF-D	ST	BL	PTS	AVG	HI	
									OFF	DEF	TOT								
HOU -1	33	214	42-100	.420	-	-	15-22	.682	0	12	23	35	22	38-0	9	3	99	3.0	12
Playoffs																			
HOU -1	4	5	3-5	.600	-	-	0-0	.000	0	1	1	1	1-0	0	0	6	1.5	2	

David Wesley #7

Baylor '92 (Undrafted)

Born Nov. 14, 1970 in San Antonio, TX; 6-1/205; With Rockets: 2004-06

Seasons	G	MIN	FGM-A	PCT	3FTM-A	PCT	FTM-A	PCT	—Rebounds—			AST	PF-D	ST	BL	PTS	AVG	HI	
									OFF	DEF	TOT								
HOU -2	125	4212	427-1059	.403	189-506	.374	246-300	.820	50	50	271	321	360	362-5	120	14	1289	10.3	26
Playoffs																			
HOU -1	7	280	19-54	.352	10-21	.476	9-13	.692	4	17	21	23	20-0	9	1	57	8.1	17	

James White #8

Cincinnati '06 (2nd, 2006, Portland, 31st)

Born Oct. 21, 1982 in Washington, DC; 6-7/200; With Rockets: 2008-09

Seasons	G	MIN	FGM-A	PCT	3FTM-A	PCT	FTM-A	PCT	—Rebounds—			AST	PF-D	ST	BL	PTS	AVG	HI
									OFF	DEF	TOT							
HOU -1	4	11	3-5	.600	1-2	.500	0-0	.000	0	0	0	1	2-0	1	1	7	1.8	5
Playoffs																		
HOU -1	5	12	3-9	.333	1-2	.500	0-0	.000	1	0	1	0	0-0	0	0	7	1.4	4

Rudy White #32

Arizona State '75 (3rd, 1975, ROCKETS, 47th)

Born June 23, 1953 in Silver City, NM; 6-2/195; With Rockets: 1975-80

Seasons	G	MIN	FGM-A	PCT	3FTM-A	PCT	FTM-A	PCT	—Rebounds—			AST	PF-D	ST	BL	PTS	AVG	HI	
									OFF	DEF	TOT								
HOU -4	108	977	133-317	.420	0-0	.000	57-81	.704	34	34	75	109	92	103-0	43	6	323	3.0	14
Playoffs																			
HOU -1	1	2	1-3	.333	0-0	.000	0-0	.000	1	0	1	0	0-0	1	0	2	2.0	2	

Mitchell Wiggins #15

Florida State '83 (1st, 1983, Indiana, 23rd)

Born Sept. 28, 1959 in Lenoir County, NC; 6-4/185; With Rockets: 1984-87, 1989-90

Seasons	G	MIN	FGM-A	PCT	3FTM-A	PCT	FTM-A	PCT	—Rebounds—			AST	PF-D	ST	BL	PTS	AVG	HI	
									OFF	DEF	TOT								
HOU -4	258	5413	1109-2349	.472	7-43	.163	423-551	.768	404	404	409	813	400	597-3	271	22	2648	10.3	34
Playoffs																			
HOU -3	29	539	105-212	.495	0-3	.000	23-31	.742	45	48	93	34	55-0	19	3	233	8.0	24	

Mike Wilks #29

Rice '01 (Undrafted)

Born May 7, 1979 in Milwaukee, WI; 5-10/186; With Rockets: 2003-04

Seasons	G	MIN	FGM-A	PCT	3FTM-A	PCT	FTM-A	PCT	—Rebounds—			AST	PF-D	ST	BL	PTS	AVG	HI	
									OFF	DEF	TOT								
HOU -1	26	145	17-36	.472	6-10	.600	10-12	.833	3	3	13	16	17	15-0	3	0	50	1.9	13
Playoffs																			
HOU -1	2	5	0-0	.000	0-0	.000	0-0	.000	0	0	0	1	0-0	0	0	0	0.0	0	

Art "Hambone" Williams #14

Cal Poly-Pomona '63 (Undrafted)

Born Sept. 29, 1939 in Bonham, TX; 6-1/190; With Rockets: 1967-70

Seasons	G	MIN	FGM-A	PCT	3FTM-A	PCT	FTM-A	PCT	—Rebounds—			AST	PF-D	ST	BL	PTS	AVG	HI	
									OFF	DEF	TOT								
SD -3	238	5271	681-1774	.384	-	-	306-432	.708	0	0	0	942	1418	610-0	-	-	1668	7.0	26
Playoffs																			
SD -1	6	102	12-25	.480	-	-	3-7	.429	-	-	17	32	15-0	-	-	27	4.5	12	

Bernie Williams #18, #35

LaSalle '69 (2nd, 1969, ROCKETS, 21st)

Born Dec. 30, 1945 in Washington, DC; 6-3/175; With Rockets: 1969-71

Seasons	G	MIN	FGM-A	PCT	3FTM-A	PCT	FTM-A	PCT	—Rebounds—			AST	PF-D	ST	BL	PTS	AVG	HI	
									OFF	DEF	TOT								
SD -2	128	1936	363-979	.371	-	-	164-203	.808	0	0	0	240	278	200-1	-	-	890	7.0	34

Justin Williams #30

Wyoming '06 (Undrafted)

Born May 12, 1984 in Chicago, IL; 6-10/260; With Rockets: 2007-08

Seasons	G	MIN	FGM-A	PCT	3FTM-A	PCT	FTM-A	PCT	—Rebounds—			AST	PF-D	ST	BL	PTS	AVG	HI
									OFF	DEF	TOT							
HOU -1	1	6	1-3	.333	0-0	.000	1-4	.250	0	1	0	1	0	3-0	0	3	3.0	3

Terrence Williams #1

Louisville '09 (1st, 2009, New Jersey, 11th)

Born June 28, 1987 in Seattle, WA; 6-6/220; With Rockets: 2010-12

Seasons	G	MIN	FGM-A	PCT	3FTM-A	PCT	FTM-A	PCT	—Rebounds—			AST	PF-D	ST	BL	PTS	AVG	HI	
									OFF	DEF	TOT								
HOU -2	23	265	34-99	.343	10-29	.345	15-23	.652	3	3	40	43	17	20-0	8	1	93	4.0	13

Rockets All-Time Roster

Walt Williams #42

Maryland '92 (1st, 1992, Sacramento, 7th)

Born April 16, 1970 in Washington, DC; 6-8/230; With Rockets: 1999-2002

Seasons	G	MIN	FGM-A	PCT	3FTM-A	PCT	FTM-A	PCT	Rebounds		AST	PF-D	ST	BL	PTS	AVG	HI	
									OFF	DEF								
HOU - 3	196	4559	680-1590	.428	278-692	.402	238-300	.793	137	576	713	323	449-4	97	82	1876	9.6	31

Kevin Willis #42, #43

Michigan State '84 (1st, 1984, Atlanta, 11th)

Born Sept. 6, 1962 in Los Angeles, CA; 7-0/245; With Rockets: 1996-98, 2001-02

Seasons	G	MIN	FGM-A	PCT	3FTM-A	PCT	FTM-A	PCT	Rebounds		AST	PF-D	ST	BL	PTS	AVG	HI	
									OFF	DEF								
HOU - 2	208	5357	1006-2053	.490	3-22	.136	447-594	.753	483	1056	1539	163	549-2	122	93	2462	11.8	33
Playoffs																		
HOU - 2	21	463	60-150	.400	0-2	.000	38-54	.704	40	88	128	16	68-0	17	7	158	7.5	18

Bill Willoughby #32

Englewood Morrow [NJ] H.S. '75 (2nd, 1975, Atlanta, 19th)

Born May 20, 1957 in Englewood, NJ; 6-8/205; With Rockets: 1980-82

Seasons	G	MIN	FGM-A	PCT	3FTM-A	PCT	FTM-A	PCT	Rebounds		AST	PF-D	ST	BL	PTS	AVG	HI	
									OFF	DEF								
HOU - 2	124	2620	390-751	.519	3-7	.429	105-141	.745	181	310	491	139	248-1	49	90	888	7.2	21
Playoffs																		
HOU - 2	21	434	43-118	.364	0-1	.000	32-42	.762	30	61	91	23	43-0	14	19	118	5.6	14

Kennard Winchester #20

Averett [VA] '89 (Undrafted)

Born Sept. 3, 1966 in Chestertown, MD; 6-5/212; With Rockets: 1990-92, 1992-93

Seasons	G	MIN	FGM-A	PCT	3FTM-A	PCT	FTM-A	PCT	Rebounds		AST	PF-D	ST	BL	PTS	AVG	HI	
									OFF	DEF								
HOU - 3	107	984	160-387	.413	12-39	.308	52-87	.776	51	65	116	38	111-0	26	23	384	3.6	18

Dave Wohl #11

Pennsylvania '71 (3rd, 1971, Philadelphia, 46th)

Born Nov. 2, 1949 in Flushing, NY; 6-2/185; With Rockets: 1973-77

Seasons	G	MIN	FGM-A	PCT	3FTM-A	PCT	FTM-A	PCT	Rebounds		AST	PF-D	ST	BL	PTS	AVG	HI	
									OFF	DEF								
HOU - 4	165	2933	337-769	.438	-	-	154-201	.766	40	150	190	576	378-6	144	11	828	5.0	29
Playoffs																		
HOU - 1	4	8	3-3	1.000	-	-	0-0	.000	0	1	1	2	2-0	1	0	6	1.5	4

David Wood #10

Nevada-Reno '87 (Signed Free Agent, Chicago; Sept. 27, 1988)

Born Nov. 30, 1964 in Spokane, WA; 6-9/228; With Rockets: 1990-91

Seasons	G	MIN	FGM-A	PCT	3FTM-A	PCT	FTM-A	PCT	Rebounds		AST	PF-D	ST	BL	PTS	AVG	HI	
									OFF	DEF								
HOU - 1	82	1421	148-349	.424	28-90	.311	108-133	.812	107	139	246	94	236-4	58	16	432	5.3	27
Playoffs																		
HOU - 1	3	44	2-3	.667	1-1	1.000	2-4	.500	1	4	5	3	8-0	3	0	7	2.3	5

Loren Woods #33

Arizona '01 (2nd, 2001, Minnesota, 46th)

Born June 21, 1978 in St. Louis, MO; 7-2/260; With Rockets: 2007-08

Seasons	G	MIN	FGM-A	PCT	3FTM-A	PCT	FTM-A	PCT	Rebounds		AST	PF-D	ST	BL	PTS	AVG	HI	
									OFF	DEF								
HOU - 1	7	17	3-5	.600	0-0	.000	0-0	.000	0	1	1	2	2-0	0	0	6	0.9	4
Playoffs																		
HOU - 1	1	1	1-1	1.000	0-0	.000	0-0	.000	1	0	1	0	0-0	0	0	2	2.0	2

Mike Woodson #42

Indiana '80 (1st, 1980, New York, 12th)

Born March 24, 1958 in Indianapolis, IN; 6-5/198; With Rockets: 1988-91

Seasons	G	MIN	FGM-A	PCT	3FTM-A	PCT	FTM-A	PCT	Rebounds		AST	PF-D	ST	BL	PTS	AVG	HI	
									OFF	DEF								
HOU - 2	153	3356	591-1395	.424	44-136	.324	267-335	.797	78	215	293	282	306-2	136	33	1493	9.8	29
Playoffs																		
HOU - 2	5	143	18-52	.346	3-10	.300	10-12	.833	4	5	9	20	8-0	4	2	49	9.8	15

Yao Ming #11

China '02 (1st, 2002, ROCKETS, 1st)

Born Sept. 12, 1980 in Shanghai, China; 7-6/310; With Rockets: 2002-11

Seasons	G	MIN	FGM-A	PCT	3FTM-A	PCT	FTM-A	PCT	Rebounds		AST	PF-D	ST	BL	PTS	AVG	HI	
									OFF	DEF								
HOU - 9	486	15818	3380-6445	.524	2-10	.200	2485-2984	.833	1233	3261	4494	769	1596-22	189	920	9247	19.0	41
Playoffs																		
HOU - 4	28	988	195-376	.519	0-0	.000	165-198	.833	76	185	261	29	105-3	9	42	555	19.8	33



SPORTSTALK

790
AM

**WHERE YOU CAN
HEAR THE GAMES
ALL SEASON LONG**



**YOUR HOME
FOR ROCKETS
BASKETBALL**

Follow us on Twitter [@SportsTalk 790](#)

Like us on Facebook: [SportsTalk 790](#)

www.Sports790.com

Playoffs



Rockets in the Playoffs

29 Years, Won 130, Lost 141 (.480) — Series: 53, Won 25, Lost 28
Home: 82-52 (.612), Road: 48-89 (.350)

Opponent	W-L	Home	Road	Series
Atlanta	2-6	2-2	0-4	0-2
Years Played: 1969, 1979 Last Meeting: April 13, 1979, at Atlanta (Hawks 100-91, Series: Atlanta 2-0)				
Boston	5-16	4-6	1-10	0-4
Years Played: 1975, 1980, 1981, 1986 Last Meeting: June 8, 1986, at Boston (Celtics 114-97, Series: Boston 4-2)				
Dallas	8-8	4-4	4-4	1-2
Years Played: 1988, 2005, 2015 Last Meeting: Apr. 28, 2015, at Toyota Center (Rockets 103-94, Series: Rockets 4-1)				
Denver	4-2	3-0	1-2	1-0
Year Played: 1986 Last Meeting: May 8, 1986, at Denver (Rockets 126-122, 2OT, Series: Houston 4-2)				
Golden State	2-8	2-2	0-6	0-2
Year Played: 2016 Last Meeting: April 27, 2016, at Golden State (Warriors 114-81, Series: Warriors 4-1)				
L.A. Clippers	7-5	5-2	2-3	2-0
Year Played: 1993, 2015 Last Meeting: May 17, 2015, at Toyota Center (Rockets 113-100, Series: Houston 4-3)				
L.A. Lakers	15-20	9-6	6-14	3-5
Years Played: 1981, 1986, 1990, 1991, 1996, 1999, 2004, 2009 Last Meeting: May 17, 2009, at L.A. Lakers (Lakers 89-70, Series: L.A. Lakers 4-3)				
Minnesota	3-0	2-0	1-0	1-0
Year Played: 1997 Last Meeting: April 29, 1997, at Minnesota (Rockets 125-120, Series: Houston 3-0)				
New York	6-4	5-1	1-3	2-0
Years Played: 1975, 1994 Last Meeting: June 22, 1994, at The Summit (Rockets 90-84, Series: Houston 4-3)				

Opponent	W-L	Home	Road	Series
Oklahoma City	13-24	9-9	4-15	1-6
Years Played: 1982, 1987, 1989, 1993, 1996, 1997, 2013 Last Meeting: May 3, 2013, at Toyota Center (Thunder 103-94, Series: Oklahoma City 4-2)				
Orlando	4-0	2-0	2-0	1-0
Year Played: 1995 Last Meeting: June 14, 1995, at The Summit (Rockets 113-101, Series: Houston 4-0)				
Philadelphia	2-4	1-2	1-2	0-1
Year Played: 1977 Last Meeting: May 17, 1977, at The Summit (76ers 112-109, Series: Philadelphia 4-2)				
Phoenix	8-6	4-3	4-3	2-0
Years Played: 1994, 1995 Last Meeting: May 20, 1995, at Phoenix (Rockets 115-114, Series: Houston 4-3)				
Portland	12-8	8-2	4-6	3-1
Years Played: 1987, 1994, 2009, 2014 Last Meeting: May 2, 2014, at Portland (Blazers 99-98, Series: Houston 4-2)				
Sacramento	7-1	4-0	3-1	2-0
Years Played: 1981, 1986 Last Meeting: April 22, 1986, at Sacramento (Rockets 113-98, Series: Houston 3-0)				
San Antonio	10-6	4-4	6-2	3-0
Years Played: 1980, 1981, 1995 Last Meeting: June 1, 1995, at The Summit (Rockets 100-95, Series: Houston 4-2)				
Utah	18-21	12-8	6-13	2-5
Years Played: 1985, 1994, 1995, 1997, 1998, 2007, 2008 Last Meeting: May 2, 2008, at Utah (Jazz 113-91, Series: Utah 4-2)				
Washington	4-2	2-1	2-1	1-0
Year Played: 1977 Last Meeting: May 1, 1977, at Washington (Rockets 108-103, Series: Houston 4-2)				

Playoff Miscellaneous

Most Playoff Wins One Year: 15, 1994; 15, 1995

Most Playoff Losses One Year: 9, 1981

Most Consecutive Series Won: 8, 1994-1995

Most Consecutive Games Won: 7 (May 30, 1995-April 25, 1996; San Antonio 2, Orlando 4, L.A. Lakers 1)

Most Consecutive Home Games Won: 8 (April 17, 1986 vs. Sacramento - June 1, 1986 vs. Boston)

Most Consecutive Road Games Won: 8 (May 16, 1995 at Phoenix - April 25, 1996 at L.A. Lakers)

Most Consecutive Wins One Series: 4 (L.A. Lakers 1986, Orlando 1995)

Lost First Game, But Won Series: 1977 vs. Washington, 1986 vs. L.A. Lakers, 1994 vs. Phoenix, 1995 vs. Utah, 1995 vs. Phoenix, 2015 vs. L.A. Clippers

Lost First Two Games, But Won Series: 1994 vs. Phoenix, 1995 vs. Phoenix

Year-by-Year Playoff Results

1969 Playoff Results

Western Division Semifinals - Atlanta defeats Houston, 4-2

Date/Site	Result	Rockets High Scorer	Opponents High Scorer
March 27 at Atlanta	Hawks 107-98	31, Elvin Hayes	39, Lou Hudson
March 29 at Atlanta	Hawks 116-114	26, Rick Adelman	31, Zelmo Beatty
April 1 at San Diego	Rockets 104-97	26, Elvin Hayes	31, Zelmo Beatty
April 4 at San Diego	Rockets 114-112	30, Elvin Hayes	34, Walt Hazzard
April 6 at Atlanta	Hawks 112-101	27, Elvin Hayes	26, Joe Caldwell
April 7 at San Diego	Hawks 108-106	26, Elvin Hayes/Don Kojis	27, Lou Hudson

1975 Playoff Results

Eastern Conference First Round - Houston defeats New York, 2-1

Date/Site	Result	Rockets High Scorer	Opponents High Scorer
April 8 at Hofheinz	Rockets 99-84	22, Calvin Murphy	21, Walt Frazier
April 10 at New York	Knicks 106-96	22, Rudy Tomjanovich	26, Walt Frazier
April 12 at Hofheinz	Rockets 118-86	25, Rudy Tomjanovich	24, Walt Frazier

Eastern Conference Semifinals - Boston defeats Houston, 4-1

April 14 at Boston	Celtics 123-106	30, Rudy Tomjanovich	30, John Havlicek
April 16 at Boston	Celtics 112-100	30, Calvin Murphy	28, Dave Cowens
April 19 at Hofheinz	Rockets 117-102	28, Rudy Tomjanovich	21, Don Nelson
April 22 at Hofheinz	Celtics 122-117	35, Calvin Murphy	31, Dave Cowens
April 24 at Boston	Celtics 128-115	27, C. Murphy/R. Tomjanovich	29, JoJo White

1977 Playoff Results

Eastern Conference Semifinals - Houston defeats Washington, 4-2

Date/Site	Result	Rockets High Scorer	Opponents High Scorer
April 19 at The Summit	Bullets 111-101	24, Mike Newlin	32, Mitch Kupchak
April 21 at The Summit	Rockets 124-118 (OT)	31, Moses Malone	37, Phil Chenier
April 24 at Washington	Bullets 90-83	18, Moses Malone/John Lucas	23, Mitch Kupchak
April 26 at Washington	Rockets 107-103	28, Rudy Tomjanovich	29, Phil Chenier
April 29 at The Summit	Rockets 123-115	40, Calvin Murphy	30, Elvin Hayes
May 1 at Washington	Rockets 108-103	26, Rudy Tomjanovich	21, Phil Chenier

Eastern Conference Finals - Philadelphia defeats Houston, 4-2

May 5 at Philadelphia	Sixers 128-117	32, Moses Malone	24, Julius Erving
May 8 at Philadelphia	Sixers 106-97	32, Calvin Murphy	21, George McGinnis
May 11 at The Summit	Rockets 118-94	30, Moses Malone	28, Julius Erving
May 13 at The Summit	Sixers 107-95	24, Rudy Tomjanovich	29, Phil Chenier
May 15 at Philadelphia	Rockets 118-115	21, John Lucas/R. Tomjanovich	37, Julius Erving
May 17 at The Summit	Sixers 112-109	24, John Lucas	34, Julius Erving

1979 Playoff Results

Eastern Conference First Round - Atlanta defeats Houston, 2-0

Date/Site	Result	Rockets High Scorer	Opponents High Scorer
April 11 at The Summit	Hawks 109-106	28, Moses Malone	23, Dan Roundfield
April 13 at Atlanta	Hawks 100-91	21, Moses Malone	25, John Drew/Eddie Johnson

1980 Playoff Results

Eastern Conference First Round - Houston defeats San Antonio, 2-1

Date/Site	Result	Rockets High Scorer	Opponents High Scorer
April 2 at The Summit	Rockets 95-85	28, Calvin Murphy	19, George Gervin
April 4 at San Antonio	Spurs 106-101	34, Moses Malone	44, George Gervin
April 6 at The Summit	Rockets 141-120	37, Moses Malone	37, George Gervin

Eastern Conference Semifinals - Boston defeats Houston, 4-0

April 9 at Boston	Celtics 119-101	27, Moses Malone	19, Chris Ford
April 11 at Boston	Celtics 95-75	22, Robert Reid	14, Larry Bird
April 13 at The Summit	Celtics 100-81	28, Moses Malone	20, Nate Archibald
April 14 at The Summit	Celtics 138-121	28, Moses Malone	34, Larry Bird

1981 Playoff Results

Western Conference First Round - Houston defeats L.A. Lakers, 2-1

Date/Site	Result	Rockets High Scorer	Opponents High Scorer
April 1 at Los Angeles	Rockets 111-107	38, Moses Malone	26, Earvin Johnson
April 3 at The Summit	Lakers 111-106	33, Moses Malone	27, Kareem Abdul-Jabbar
April 5 at Los Angeles	Rockets 89-86	23, Moses Malone	32, Kareem Abdul-Jabbar

Year-by-Year Playoff Results

Western Conference Semifinals - Houston defeats San Antonio, 4-3

April 7 at San Antonio	Rockets 107-98	27, Moses Malone	30, George Gervin
April 8 at San Antonio	Spurs 125-113	34, Calvin Murphy	34, Mark Olberding
April 10 at The Summit	Rockets 112-99	41, Moses Malone	33, George Gervin
April 12 at The Summit	Spurs 114-112	33, Robert Reid	33, George Gervin
April 14 at San Antonio	Rockets 123-117	36, Calvin Murphy	25, Reggie Johnson
April 15 at The Summit	Spurs 101-96	36, Moses Malone	26, George Gervin
April 17 at San Antonio	Rockets 105-100	42, Calvin Murphy	21, George Gervin

Western Conference Finals - Houston defeats Kansas City, 4-1

April 21 at Kansas City	Rockets 97-78	29, Moses Malone	20, Ernie Grunfeld
April 22 at Kansas City	Kings 88-79	18, Moses Malone	31, Reggie King
April 24 at The Summit	Rockets 92-88	23, Calvin Murphy	22, R. King/Scott Wedman
April 26 at The Summit	Rockets 100-89	42, Moses Malone	24, Reggie King
April 29 at Kansas City	Rockets 97-88	36, Moses Malone	20, Scott Wedman

NBA Finals - Boston defeats Houston, 4-2

May 5 at Boston	Celtics 98-95	27, Robert Reid	18, Larry Bird
May 7 at Boston	Rockets 92-90	31, Moses Malone	19, Larry Bird
May 9 at The Summit	Celtics 94-71	23, Moses Malone	19, Cedric Maxwell
May 10 at The Summit	Rockets 91-86	28, Mike Dunleavy	24, Cedric Maxwell
May 12 at Boston	Celtics 109-80	20, Moses Malone	28, Cedric Maxwell
May 14 at The Summit	Celtics 102-91	27, Robert Reid	27, Larry Bird

1982 Playoff Results

Western Conference First Round - Seattle defeats Houston, 2-1

Date/Site	Result	Rockets High Scorer	Opponents High Scorer
April 21 at Seattle	Sonics 102-87	20, Moses Malone	17, Gus Williams
April 23 at The Summit	Rockets 91-70	28, Moses Malone	28, Gus Williams
April 25 at Seattle	Sonics 104-83	24, Moses Malone	30, Jack Sikma

1985 Playoff Results

Western Conference First Round - Utah defeats Houston, 3-2

Date/Site	Result	Rockets High Scorer	Opponents High Scorer
April 19 at The Summit	Jazz 115-101	26, Ralph Sampson	34, Adrian Dantley
April 21 at The Summit	Rockets 122-96	27, Lewis Lloyd	22, Jeff Wilkins
April 24 at Utah	Jazz 112-104	26, Hakeem Olajuwon	29, Adrian Dantley
April 26 at Utah	Rockets 96-94	18, H. Olajuwon/R. Sampson	22, Rickey Green
April 28 at The Summit	Jazz 104-97	32, Hakeem Olajuwon	25, Adrian Dantley

1986 Playoff Results

Western Conference First Round - Houston defeats Sacramento, 3-0

Date/Site	Result	Rockets High Scorer	Opponents High Scorer
April 17 at The Summit	Rockets 107-87	29, Hakeem Olajuwon	18, Reggie Theus
April 19 at The Summit	Rockets 111-103	29, Robert Reid	20, Larry Drew
April 22 at Sacramento	Rockets 113-98	25, Lewis Lloyd/Ralph Sampson	33, Eddie Johnson

Western Conference Semifinals - Houston defeats Denver, 4-2

April 26 at The Summit	Rockets 126-119	38, Hakeem Olajuwon	34, Alex English
April 29 at The Summit	Rockets 119-101	27, Ralph Sampson	18, Blair Rasmussen
May 2 at Denver	Nuggets 116-115	31, Hakeem Olajuwon	33, Alex English
May 4 at Denver	Nuggets 114-111 (OT)	28, Ralph Sampson	28, Alex English
May 6 at The Summit	Rockets 131-103	36, Hakeem Olajuwon	27, Alex English
May 8 at Denver	Rockets 126-122 (2OT)	28, Hakeem Olajuwon	42, Alex English

Western Conference Finals - Houston defeats L.A. Lakers, 4-1

May 10 at Los Angeles	Lakers 119-107	28, Hakeem Olajuwon	31, Kareem Abdul-Jabbar
May 13 at Los Angeles	Rockets 112-102	24, Lewis Lloyd/Ralph Sampson	24, Earvin Johnson
May 16 at The Summit	Rockets 117-109	40, Hakeem Olajuwon	33, Kareem Abdul-Jabbar
May 18 at The Summit	Rockets 105-95	35, Hakeem Olajuwon	26, James Worthy
May 21 at Los Angeles	Rockets 114-112	30, Hakeem Olajuwon	26, Kareem Abdul-Jabbar

NBA Finals - Boston defeats Houston, 4-2

May 26 at Boston	Celtics 112-100	33, Hakeem Olajuwon	23, Robert Parish
May 29 at Boston	Celtics 117-95	21, Hakeem Olajuwon	31, Larry Bird
June 1 at The Summit	Rockets 106-104	24, Ralph Sampson	28, Kevin McHale
June 3 at The Summit	Celtics 106-103	25, Ralph Sampson	22, Dennis Johnson/R. Parish
June 5 at The Summit	Rockets 111-96	32, Hakeem Olajuwon	33, Kevin McHale
June 8 at Boston	Celtics 114-97	19, Hakeem Olajuwon	29, L. Bird/K. McHale

Year-by-Year Playoff Results

1987 Playoff Results

Western Conference First Round - Houston defeats Portland, 3-1

Date/Site	Result	Rockets High Scorer	Opponents High Scorer
April 24 at Portland	Rockets 125-115	30, Hakeem Olajuwon	30, Kiki Vandeweghe
April 26 at Portland	Blazers 111-98	28, Allen Leavell/Ralph Sampson	32, Clyde Drexler
April 28 at The Summit	Rockets 117-108	35, Hakeem Olajuwon	26, Clyde Drexler
April 30 at The Summit	Rockets 113-101	27, Hakeem Olajuwon	27, Kiki Vandeweghe

Western Conference Semifinals - Seattle defeats Houston, 4-2

May 2 at The Summit	Sonics 111-106 (OT)	28, Hakeem Olajuwon	34, Dale Ellis
May 5 at The Summit	Sonics 99-97	27, Hakeem Olajuwon	30, Dale Ellis
May 7 at Seattle	Rockets 102-84	33, Hakeem Olajuwon	24, Tom Chambers
May 9 at Seattle	Sonics 117-102	20, H. Olajuwon/Rodney McCray	38, Tom Chambers
May 12 at The Summit	Rockets 112-107	26, Hakeem Olajuwon	27, Dale Ellis
May 14 at Seattle	Sonics 128-125 (2OT)	49, Hakeem Olajuwon	37, Tom Chambers

1988 Playoff Results

Western Conference First Round - Dallas defeats Houston, 3-1

Date/Site	Result	Rockets High Scorer	Opponents High Scorer
April 28 at Dallas	Mavericks 120-110	34, Hakeem Olajuwon	24, Roy Tarpley
April 30 at Dallas	Rockets 119-108	42, Eric Floyd/41, H. Olajuwon	23, Roy Tarpley
May 3 at The Summit	Mavericks 93-92	35, Hakeem Olajuwon	17, Roy Tarpley
May 5 at The Summit	Mavericks 107-97	40, Hakeem Olajuwon	38, Mark Aguirre

1989 Playoff Results

Western Conference First Round - Seattle defeats Houston, 3-1

Date/Site	Result	Rockets High Scorer	Opponents High Scorer
April 28 at Seattle	Sonics 111-107	28, Hakeem Olajuwon	25, Dale Ellis
April 30 at Seattle	Sonics 109-97	30, Hakeem Olajuwon	20, Xavier McDaniel/Alton Lister
May 3 at The Summit	Rockets 126-107	28, Eric Floyd	26, Dale Ellis
May 5 at The Summit	Sonics 98-96	24, Hakeem Olajuwon	26, Dale Ellis

1990 Playoff Results

Western Conference First Round - L.A. Lakers defeat Houston, 3-1

Date/Site	Result	Rockets High Scorer	Opponents High Scorer
April 27 at Los Angeles	Lakers 101-89	21, Otis Thorpe	34, James Worthy
April 29 at Los Angeles	Lakers 104-100	27, Eric Floyd	32, James Worthy
May 1 at The Summit	Rockets 114-108	27, Otis Thorpe	26, James Worthy
May 3 at The Summit	Lakers 109-88	28, Hakeem Olajuwon	20, James Worthy

1991 Playoff Results

Western Conference First Round - L.A. Lakers defeat Houston, 3-0

Date/Site	Result	Rockets High Scorer	Opponents High Scorer
April 25 at Los Angeles	Lakers 94-92	22, Hakeem Olajuwon	20, Byron Scott
April 27 at Los Angeles	Lakers 109-98	31, Vernon Maxwell	29, James Worthy
April 30 at The Summit	Lakers 94-90	21, Otis Thorpe/H. Olajuwon	38, Earvin Johnson

1993 Playoff Results

Western Conference First Round - Houston defeats L.A. Clippers, 3-2

Date/Site	Result	Rockets High Scorer	Opponents High Scorer
April 29 at The Summit	Rockets 117-94	28, Hakeem Olajuwon	26, Mark Jackson
May 1 at The Summit	Clippers 95-83	30, Hakeem Olajuwon	29, Ron Harper
May 3 at Los Angeles	Rockets 111-99	32, Hakeem Olajuwon	23, Danny Manning
May 5 at Los Angeles	Clippers 93-90	25, Hakeem Olajuwon	21, Ron Harper
May 8 at The Summit	Rockets 84-80	31, Hakeem Olajuwon	24, Danny Manning

Western Conference Semifinals - Seattle defeats Houston, 4-3

May 10 at Seattle	Sonics 99-90	26, Hakeem Olajuwon	23, Ricky Pierce
May 12 at Seattle	Sonics 111-100	28, Hakeem Olajuwon	23, Sam Perkins
May 15 at The Summit	Rockets 97-79	28, Otis Thorpe	12, Shawn Kemp
May 16 at The Summit	Rockets 103-92	24, Hakeem Olajuwon	23, Shawn Kemp
May 18 at Seattle	Sonics 120-95	25, Hakeem Olajuwon	24, Ricky Pierce
May 20 at The Summit	Rockets 103-90	30, Kenny Smith	14, Sam Perkins/Gary Payton
May 22 at Seattle	Sonics 103-100 (OT)	23, Hakeem Olajuwon	25, Ricky Pierce

Year-by-Year Playoff Results

1994 Playoff Results

Western Conference First Round - Houston defeats Portland, 3-1

Date/Site	Result	Rockets High Scorer	Opponents High Scorer
April 29 at The Summit	Rockets 114-104	26, Hakeem Olajuwon	26, Clyde Drexler
May 1 at The Summit	Rockets 115-104	46, Hakeem Olajuwon	28, Cliff Robinson
May 3 at Portland	Blazers 118-115	36, Hakeem Olajuwon	25, Rod Strickland
May 6 at Portland	Rockets 92-89	28, Hakeem Olajuwon	26, Rod Strickland

Western Conference Semifinals - Houston defeats Phoenix, 4-3

May 8 at The Summit	Suns 91-87	36, Hakeem Olajuwon	21, Charles Barkley
May 11 at The Summit	Suns 124-117 (OT)	31, Hakeem Olajuwon	34, Charles Barkley
May 13 at Phoenix	Rockets 118-102	34, Vernon Maxwell	38, Kevin Johnson
May 15 at Phoenix	Rockets 107-96	28, Hakeem Olajuwon	38, Kevin Johnson
May 17 at The Summit	Rockets 109-86	20, Otis Thorpe/H. Olajuwon	30, Charles Barkley
May 19 at Phoenix	Suns 103-89	23, Hakeem Olajuwon	28, Kevin Johnson
May 21 at The Summit	Rockets 104-94	37, Hakeem Olajuwon	25, Kevin Johnson

Western Conference Finals - Houston defeats Utah, 4-1

May 23 at The Summit	Rockets 100-88	31, Hakeem Olajuwon	20, Karl Malone
May 25 at The Summit	Rockets 104-99	41, Hakeem Olajuwon	32, Karl Malone
May 27 at Utah	Jazz 95-86	29, Hakeem Olajuwon	22, Karl Malone
May 29 at Utah	Rockets 80-78	25, Kenny Smith	25, Karl Malone
May 31 at The Summit	Rockets 94-83	22, Robert Horry/H. Olajuwon	31, Karl Malone

NBA Finals - Houston defeats New York, 4-3

June 8 at The Summit	Rockets 85-78	28, Hakeem Olajuwon	23, Patrick Ewing
June 10 at The Summit	Knicks 91-83	25, Hakeem Olajuwon	19, John Starks
June 12 at New York	Rockets 93-89	21, Hakeem Olajuwon	21, Derek Harper
June 15 at New York	Knicks 91-82	32, Hakeem Olajuwon	21, Derek Harper
June 17 at New York	Knicks 91-84	27, Hakeem Olajuwon	25, Patrick Ewing
June 19 at The Summit	Rockets 86-84	30, Hakeem Olajuwon	27, John Starks
June 22 at The Summit	Rockets 90-84	25, Hakeem Olajuwon	23, Derek Harper

1995 Playoff Results

Western Conference First Round - Houston defeats Utah, 3-2

Date/Site	Result	Rockets High Scorer	Opponents High Scorer
April 27 at Utah	Jazz 102-100	45, Hakeem Olajuwon	28, John Stockton
April 29 at Utah	Rockets 140-126	32, Kenny Smith	28, Karl Malone
May 3 at The Summit	Jazz 95-82	30, Hakeem Olajuwon	32, Karl Malone
May 5 at The Summit	Rockets 123-106	41, Clyde Drexler/40, H. Olajuwon	31, Karl Malone
May 7 at Utah	Rockets 95-91	33, Hakeem Olajuwon	35, Karl Malone

Western Conference Semifinals - Houston defeats Phoenix, 4-3

May 9 at Phoenix	Suns 130-108	31, Sam Cassell	26, Charles Barkley
May 11 at Phoenix	Suns 118-94	25, Hakeem Olajuwon	30, Charles Barkley
May 13 at The Summit	Rockets 118-95	36, Hakeem Olajuwon	14, Kevin Johnson
May 14 at The Summit	Suns 114-110	38, Hakeem Olajuwon	43, Kevin Johnson
May 16 at Phoenix	Rockets 103-97 (OT)	31, Hakeem Olajuwon	28, Kevin Johnson
May 18 at The Summit	Rockets 116-103	30, Hakeem Olajuwon	34, Charles Barkley
May 20 at Phoenix	Rockets 115-114	29, H. Olajuwon/Clyde Drexler	46, Kevin Johnson

Western Conference Finals - Houston defeats San Antonio, 4-2

May 22 at San Antonio	Rockets 94-93	27, Hakeem Olajuwon	24, David Robinson
May 24 at San Antonio	Rockets 106-96	41, Hakeem Olajuwon	32, David Robinson
May 26 at The Summit	Spurs 107-102	43, Hakeem Olajuwon	29, David Robinson
May 28 at The Summit	Spurs 103-81	20, Hakeem Olajuwon	20, David Robinson
May 30 at San Antonio	Rockets 111-90	42, Hakeem Olajuwon	22, David Robinson
June 1 at The Summit	Rockets 100-95	39, Hakeem Olajuwon	19, David Robinson

NBA Finals - Houston defeats Orlando, 4-0

June 7 at Orlando	Rockets 120-118 (OT)	31, Hakeem Olajuwon	26, Anfernee Hardaway/S. O'Neal
June 9 at Orlando	Rockets 117-106	34, Hakeem Olajuwon	33, Shaquille O'Neal
June 11 at The Summit	Rockets 106-103	31, Hakeem Olajuwon	28, Shaquille O'Neal
June 14 at The Summit	Rockets 113-101	35, Hakeem Olajuwon	25, A. Hardaway/S. O'Neal

1996 Playoff Results

Western Conference First Round - Houston defeats L.A. Lakers, 3-1

Date/Site	Result	Rockets High Scorer	Opponents High Scorer
April 25 at Los Angeles	Rockets 87-83	33, Hakeem Olajuwon	22, Cedric Ceballos
April 27 at Los Angeles	Lakers 104-94	22, Sam Cassell	26, Earvin Johnson
April 30 at The Summit	Rockets 104-98	30, Hakeem Olajuwon	18, Elden Campbell
May 2 at The Summit	Rockets 102-94	25, Hakeem Olajuwon	25, Cedric Ceballos

Year-by-Year Playoff Results

Western Conference Semifinals - Seattle defeats Houston, 4-0

May 4 at Seattle	Sonics 108-75	18, Robert Horry	28, Gary Payton
May 6 at Seattle	Sonics 105-101	19, Clyde Drexler	21, Detlef Schrempf
May 10 at The Summit	Sonics 115-112	28, Clyde Drexler	28, D. Schrempf/G. Payton
May 12 at The Summit	Sonics 114-110 (OT)	26, Hakeem Olajuwon	32, Shawn Kemp

1997 Playoff Results

Western Conference First Round - Houston defeats Minnesota, 3-0

Date/Site	Result	Rockets High Scorer	Opponents High Scorer
April 24 at The Summit	Rockets 112-95	21, Mario Elie	28, Stephon Marbury
April 26 at The Summit	Rockets 96-84	20, Charles Barkley	22, Stephon Marbury
April 29 at Minnesota	Rockets 125-120	26, Matt Maloney	27, Tom Gugliotta

Western Conference Semifinals - Houston defeats Seattle, 4-3

May 5 at The Summit	Rockets 112-102	22, Clyde Drexler	24, Shawn Kemp
May 7 at The Summit	Sonics 106-101	25, Clyde Drexler	22, Shawn Kemp
May 9 at Seattle	Rockets 97-93	24, Hakeem Olajuwon	28, S. Kemp/Gary Payton
May 11 at Seattle	Rockets 110-106 (OT)	26, Charles Barkley/Matt Maloney	27, Gary Payton
May 13 at The Summit	Sonics 100-94	31, Hakeem Olajuwon	23, Hersey Hawkins
May 15 at Seattle	Sonics 99-96	30, Hakeem Olajuwon	22, Shawn Kemp
May 17 at The Summit	Rockets 96-91	24, Clyde Drexler	27, Gary Payton

Western Conference Finals - Utah defeats Houston, 4-2

May 19 at Utah	Jazz 101-86	30, Hakeem Olajuwon	21, Karl Malone
May 21 at Utah	Jazz 104-92	30, Hakeem Olajuwon	26, John Stockton
May 23 at The Summit	Rockets 118-100	31, Eddie Johnson	21, Karl Malone
May 25 at The Summit	Rockets 95-92	27, Hakeem Olajuwon	22, K. Malone/J. Stockton
May 27 at Utah	Jazz 96-91	33, Hakeem Olajuwon	29, Karl Malone
May 29 at The Summit	Jazz 103-100	33, Clyde Drexler	25, John Stockton

1998 Playoff Results

Western Conference First Round - Utah defeats Houston, 3-2

Date/Site	Result	Rockets High Scorer	Opponents High Scorer
April 23 at Utah	Rockets 103-90	22, Clyde Drexler	25, Karl Malone
April 25 at Utah	Jazz 105-90	16, Hakeem Olajuwon	29, Karl Malone
April 29 at Compaq Center	Rockets 89-85	28, Hakeem Olajuwon	19, K. Malone/Bryon Russell
May 1 at Compaq Center	Jazz 93-71	27, Hakeem Olajuwon	29, Karl Malone
May 3 at Utah	Jazz 84-70	16, Kevin Willis	31, Karl Malone

1999 Playoff Results

Western Conference First Round - L.A. Lakers defeat Houston, 3-1

Date/Site	Result	Rockets High Scorer	Opponents High Scorer
May 9 at Los Angeles	Lakers 101-100	25, Charles Barkley	29, Glen Rice
May 11 at Los Angeles	Lakers 110-98	20, Sam Mack	28, Shaquille O'Neal
May 13 at Compaq Center	Rockets 102-88	37, Scottie Pippen	26, Shaquille O'Neal
May 15 at Compaq Center	Lakers 98-88	20, Charles Barkley	37, Shaquille O'Neal

2004 Playoff Results

Western Conference First Round - L.A. Lakers defeat Houston, 4-1

Date/Site	Result	Rockets High Scorer	Opponents High Scorer
April 17 at Los Angeles	Lakers 72-71	18, Steve Francis	20, Shaquille O'Neal
April 19 at Los Angeles	Lakers 98-84	21, Yao Ming	36, Kobe Bryant
April 23 at Toyota Center	Rockets 102-91	27, Steve Francis	25, Shaquille O'Neal
April 25 at Toyota Center	Lakers 92-88 (OT)	17, Steve Francis	30, Karl Malone
April 28 at Los Angeles	Lakers 97-78	17, Jim Jackson	31, Kobe Bryant

2005 Playoff Results

Western Conference First Round - Dallas defeats Houston, 4-3

Date/Site	Result	Rockets High Scorer	Opponents High Scorer
April 23 at Dallas	Rockets 98-86	34, Tracy McGrady	21, Dirk Nowitzki
April 25 at Dallas	Rockets 113-111	33, Yao Ming	26, Dirk Nowitzki
April 28 at Toyota Center	Mavericks 106-102	28, Tracy McGrady	28, Dirk Nowitzki
April 30 at Toyota Center	Mavericks 97-93	36, Tracy McGrady	32, Jason Terry
May 2 at Dallas	Mavericks 103-100	30, Yao Ming	23, Dirk Nowitzki
May 5 at Toyota Center	Rockets 101-83	37, Tracy McGrady	21, Jerry Stackhouse
May 7 at Dallas	Mavericks 116-76	33, Yao Ming	31, Jason Terry

Year-by-Year Playoff Results

2007 Playoff Results

Western Conference First Round - Utah defeats Houston, 4-3

Date/Site	Result	Rockets High Scorer	Opponents High Scorer
April 21 at Toyota Center	Rockets 84-75	28, Yao Ming	15, Derek Fisher/Deron Williams
April 23 at Toyota Center	Rockets 98-90	31, Tracy McGrady	41, Carlos Boozer
April 26 at Utah	Jazz 81-67	26, Yao Ming	22, Carlos Boozer
April 28 at Utah	Jazz 98-85	20, Yao Ming	25, Deron Williams
April 30 at Toyota Center	Rockets 96-92	26, Tracy McGrady	26, Carlos Boozer
May 3 at Utah	Jazz 94-82	26, Tracy McGrady	22, Carlos Boozer
May 5 at Toyota Center	Jazz 103-99	29, T. McGrady/Yao Ming	35, Carlos Boozer

2008 Playoff Results

Western Conference First Round - Utah defeats Houston, 4-2

Date/Site	Result	Rockets High Scorer	Opponents High Scorer
April 19 at Toyota Center	Jazz 93-82	22, Shane Battier	21, Andrei Kirilenko
April 21 at Toyota Center	Jazz 90-84	23, Tracy McGrady	22, Deron Williams
April 24 at Utah	Rockets 94-92	27, Tracy McGrady	28, Deron Williams
April 26 at Utah	Jazz 86-82	23, Tracy McGrady	17, Deron Williams
April 29 at Toyota Center	Rockets 95-69	29, Tracy McGrady	19, Carlos Boozer
May 2 at Utah	Jazz 113-91	40, Tracy McGrady	25, Deron Williams

2009 Playoff Results

Western Conference First Round - Houston defeats Portland, 4-2

Date/Site	Result	Rockets High Scorer	Opponents High Scorer
April 18 at Portland	Rockets 108-81	27, Aaron Brooks	21, Brandon Roy
April 21 at Portland	Blazers 107-103	23, Aaron Brooks	42, Brandon Roy
April 24 at Toyota Center	Rockets 86-83	19, Luis Scola	19, Brandon Roy
April 26 at Toyota Center	Rockets 89-88	21, Yao Ming	31, Brandon Roy
April 28 at Portland	Blazers 88-77	21, Luis Scola	25, LaMarcus Aldridge/Brandon Roy
April 30 at Toyota Center	Rockets 92-76	27, Ron Artest	26, LaMarcus Aldridge

Western Conference Semifinals - L.A. Lakers defeat Houston, 4-3

Date/Site	Result	Rockets High Scorer	Opponents High Scorer
May 4 at Los Angeles	Rockets 100-92	28, Yao Ming	32, Kobe Bryant
May 6 at Los Angeles	Lakers 111-98	25, Ron Artest	40, Kobe Bryant
May 8 at Toyota Center	Lakers 108-94	25, Ron Artest	33, Kobe Bryant
May 10 at Toyota Center	Rockets 99-87	34, Aaron Brooks	30, Pau Gasol
May 12 at Los Angeles	Lakers 118-78	14, Aaron Brooks	26, Kobe Bryant
May 14 at Toyota Center	Rockets 95-80	26, Aaron Brooks	32, Kobe Bryant
May 17 at Los Angeles	Lakers 89-70	13, Aaron Brooks	21, Pau Gasol

2013 Playoff Results

Western Conference First Round - Oklahoma City defeats Houston, 4-2

Date/Site	Result	Rockets High Scorer	Opponents High Scorer
April 21 at Oklahoma City	Thunder 120-91	20, James Harden	24, Kevin Durant
April 24 at Oklahoma City	Thunder 105-102	36, James Harden	29, Kevin Durant/Russell Westbrook
April 27 at Toyota Center	Thunder 104-101	30, James Harden	41, Kevin Durant
April 29 at Toyota Center	Rockets 105-103	27, Chandler Parsons	38, Kevin Durant
May 1 at Oklahoma City	Rockets 107-100	31, James Harden	36, Kevin Durant
May 3 at Toyota Center	Thunder 103-94	26, James Harden	27, Kevin Durant

2014 Playoff Results

Western Conference First Round - Portland defeats Houston, 4-2

Date/Site	Result	Rockets High Scorer	Opponents High Scorer
April 20 at Toyota Center	Blazers 122-120 (OT)	27, J. Harden/D. Howard	46, LaMarcus Aldridge
April 23 at Toyota Center	Blazers 112-105	32, Dwight Howard	43, LaMarcus Aldridge
April 25 at Portland	Rockets 121-116 (OT)	37, James Harden	30, Damian Lillard
April 27 at Portland	Blazers 123-120 (OT)	28, James Harden	29, LaMarcus Aldridge
April 30 at Toyota Center	Rockets 108-98	22, Dwight Howard	27, Wes Mathews
May 2 at Portland	Blazers 99-98	34, James Harden	30, LaMarcus Aldridge

Year-by-Year Playoff Results

2015 Playoff Results

Western Conference First Round - Houston defeats Dallas 4-1

Date/Site	Result	Rockets High Scorer	Opponents High Scorer
April 18 at Toyota Center	Rockets 118-108	24, James Harden	24, Dirk Nowitzki
April 21 at Toyota Center	Rockets 111-99	28, Dwight Howard	24, Monta Ellis
April 24 at Dallas	Rockets 130-128	42, James Harden	34, Monta Ellis, Dirk Nowitzki
April 26 at Dallas	Mavericks 121-109	24, James Harden	31, Monta Ellis
April 28 at Toyota Center	Rockets 103-94	28, James Harden	25, Monta Ellis

Western Conference Semifinals - Houston defeats L.A. Clippers 4-3

Date/Site	Result	Rockets High Scorer	Opponents High Scorer
May 4 at Toyota Center	Clippers 117-101	22, Dwight Howard	26, Blake Griffin
May 6 at Toyota Center	Rockets 115-109	32, James Harden	34, Blake Griffin
May 8 at Los Angeles	Clippers 117-101	22, Dwight Howard	26, Blake Griffin
May 10 at Los Angeles	Clippers 128-95	21, James Harden	26, DeAndre Jordan
May 12 at Toyota Center	Rockets 124-103	26, James Harden	30, Blake Griffin
May 14 at Los Angeles	Rockets 119-107	23, James Harden	31, Chris Paul
May 17 at Toyota Center	Rockets 113-100	31, James Harden	27, Blake Griffin

Western Conference Finals - Golden State defeats Houston 4-1

Date/Site	Result	Rockets High Scorer	Opponents High Scorer
May 19 at Golden State	Warriors 110-106	28, James Harden	34, Stephen Curry
May 21 at Golden State	Warriors 99-98	38, James Harden	33, Stephen Curry
May 23 at Toyota Center	Warriors 115-80	17, James Harden	40, Stephen Curry
May 25 at Toyota Center	Rockets 128-115	45, James Harden	24, Klay Thompson
May 27 at Golden State	Warriors 104-90	18, Dwight Howard	26, Stephen Curry

2016 Playoff Results

Western Conference First Round - Golden State defeats Houston 4-1

Date/Site	Result	Rockets High Scorer	Opponents High Scorer
April 16 at Golden State	Warriors 104-78	17, James Harden	24, Stephen Curry
April 18 at Golden State	Warriors 115-106	28, James Harden	34, Klay Thompson
April 21 at Toyota Center	Rockets, 97-96	35, James Harden	22, Marreese Speights
April 24 at Toyota Center	Warriors 121-94	19, Dwight Howard	23, Klay Thompson
April 27 at Golden State	Warriors 114-81	35, James Harden	27, Klay Thompson

Year-by-Year Playoff Statistics

1969 (2-4)

Player	G-S	Min	FGM-A	Pct.	FTM-A	Pct.	Reb.	Avg.	A	Avg.	PF-D	TP	Avg.
Hayes	6-6	278	60-114	.526	35-53	.660	83	13.8	5	0.8	21-0	155	25.8
Kojis	6-6	232	48-109	.440	25-31	.806	51	8.5	21	3.5	22-1	121	20.2
Lantz	6-6	208	30-69	.435	21-27	.778	21	3.5	10	1.7	22-0	81	13.5
Block	5-0	97	24-45	.533	14-18	.778	14	2.8	3	0.6	18-0	62	12.4
Adelman	6-6	187	24-53	.453	22-37	.595	15	2.5	29	4.8	18-0	70	11.7
Kimball	6-6	197	23-53	.434	13-25	.520	74	12.3	4	0.7	17-0	59	9.8
Riley	5-0	76	16-37	.432	5-6	.833	11	2.2	2	0.4	13-0	37	7.4
Williams	6-0	102	12-25	.480	3-7	.429	17	2.8	32	5.3	15-0	27	4.5
Barnett	6-0	51	9-23	.391	7-8	.875	3	0.5	7	1.2	5-0	25	4.2
Finkel	2-0	12	0-3	.000	0-0	—	7	3.5	0	0.0	3-0	0	0.0
S.D. ROCKETS	6	1440	246-531	.463	145-212	.684	296	49.3	113	18.8	154-1	637	106.2
OPPONENTS	6	1440	254-585	.434	144-223	.646	323	53.8	112	18.7	162-1	652	108.7

1975 (3-5)

Player	G-S	Min	FGM-A	Pct.	FTM-A	Pct.	Rebounds		A	Avg.	PF-D	S	B	TP	Avg.
							O-D-Tot	Avg.							
Murphy	8-8	305	72-156	.462	51-57	.895	9-10-19	2.4	45	5.6	36-2	14	1	195	24.4
Tomjanovich	8-8	304	72-128	.563	40-48	.833	22-42-64	8.0	23	2.9	17-0	1	4	184	23.0
Newlin	8-8	299	52-107	.486	26-29	.897	11-22-33	4.1	45	5.6	25-0	12	0	130	16.3
Ratliff	8-8	291	36-87	.414	17-20	.850	24-29-53	6.6	35	4.4	31-0	14	1	89	11.1
Kunnert	8-8	244	35-81	.432	17-26	.654	11-49-60	7.5	12	1.5	37-1	4	13	87	10.9
Riley	8-0	152	25-42	.595	6-16	.375	12-24-36	4.5	15	1.9	18-0	9	2	56	7.0
Bailey	8-0	116	18-36	.500	9-10	.900	6-13-19	2.4	16	2.0	12-0	6	2	45	5.6
Hawes	8-0	128	18-38	.474	8-9	.889	3-26-29	3.6	13	1.6	11-0	3	3	44	5.5
Abdul-Aziz	6-0	68	12-31	.387	2-5	.400	7-10-17	2.8	3	0.5	5-0	1	3	26	4.3
Wells	4-0	5	3-5	.600	0-0	—	0-1-1	0.3	1	0.3	1-0	0	0	6	1.5
Wohl	4-0	8	3-3	1.000	0-0	—	0-1-1	0.3	2	0.5	2-0	1	0	6	1.5
ROCKETS	8	1920	346-714	.485	176-220	.800	105-227-332	41.5	210	26.3	195-3	65	29	868	108.5
OPPONENTS	8	1920	346-713	.485	171-208	.822	111-237-348	43.5	208	26.0	193-4	62	24	863	107.9

1977 (6-6)

Player	G-S	Min	FGM-A	Pct.	FTM-A	Pct.	Rebounds		A	Avg.	PF-D	S	B	TP	Avg.
							O-D-Tot	Avg.							
Tomjanovich	12-12	457	107-212	.505	29-37	.784	24-41-65	5.4	24	2.0	36-0	7	3	243	20.3
Murphy	12-12	420	102-213	.479	28-30	.933	7-12-19	1.6	75	6.3	47-1	19	2	232	19.3
Malone	12-12	518	81-162	.500	63-91	.692	84-119-203	16.9	7	0.6	42-0	13	21	225	18.8
Lucas	12-12	430	75-139	.540	26-34	.765	4-29-33	2.8	83	6.9	33-1	24	4	176	14.7
Newlin	12-0	316	75-143	.524	21-28	.750	8-26-34	2.8	53	4.4	37-0	15	0	171	14.3
Kunnert	12-5	328	51-104	.490	12-23	.522	48-59-107	8.9	14	1.2	51-2	2	8	114	9.5
Jones	12-6	246	28-63	.444	18-23	.783	13-38-51	4.3	15	1.3	32-2	8	3	74	6.2
Johnson	12-0	146	24-61	.393	10-15	.667	7-22-29	2.4	9	0.8	20-0	4	0	58	4.8
Kennedy	6-1	35	5-10	.500	2-2	1.000	4-8-12	2.0	0	0.0	6-0	0	0	12	2.0
White	1-0	2	1-3	.333	0-0	—	1-0-1	1.0	0	0.0	0-0	1	0	2	2.0
Owens	3-0	7	0-1	.000	0-0	—	0-2-2	0.7	0	0.0	1-0	1	0	0	0.0
ROCKETS	12	2905	549-1111	.494	209-283	.739	200-356-556	46.3	280	23.3	305-6	94	41	1307	108.9
OPPONENTS	12	2905	536-1086	.494	233-338	.689	161-334-495	41.3	279	23.3	281-4	82	59	1305	108.8

1979 (0-2)

Player	G-S	Min	FGM-A	Pct.	FTM-A	Pct.	Rebounds		A	Avg.	PF-D	S	TO	B	TP	Avg.
							O-D-Tot	Avg.								
Malone	2-2	78	18-41	.439	13-18	.722	25-16-41	20.5	2	1.0	5-0	1	8	8	49	24.5
Murphy	2-2	73	9-31	.290	8-9	.889	2-1-3	1.5	6	3.0	9-0	8	2	1	26	13.0
Barry	2-2	65	8-25	.320	8-8	1.000	2-6-8	4.0	9	4.5	8-0	0	2	2	24	12.0
Newlin	2-2	67	8-20	.400	8-8	1.000	2-4-6	3.0	5	2.5	10-1	1	6	1	24	12.0
Jones	2-0	33	7-13	.538	6-6	1.000	4-8-12	6.0	3	1.5	3-0	1	6	4	20	10.0
Reid	2-0	45	7-17	.412	6-9	.667	5-4-9	4.5	2	1.0	7-0	1	5	2	20	10.0
Tomjanovich	2-2	64	9-23	.391	2-5	.400	7-7-14	7.0	2	1.0	1-0	1	1	1	20	10.0
Watts	2-0	43	6-15	.400	2-3	.667	4-3-7	3.5	7	3.5	8-0	4	7	1	14	7.0
Bradley	1-0	1	0-0	—	0-0	—	0-0-0	0.0	0	0.0	0-0	0	0	0	0	0.0
Dorsey	1-0	1	0-0	—	0-0	—	0-0-0	0.0	0	0.0	0-0	0	0	0	0	0.0
Dunleavy	1-0	10	0-2	.000	0-0	—	0-1-1	1.0	0	0.0	1-0	0	0	0	0	0.0
ROCKETS	2	480	72-187	.385	53-66	.803	51-50-101	50.5	36	18.0	52-1	17	37	20	197	98.5
OPPONENTS	2	480	83-182	.456	43-59	.729	40-67-107	53.5	55	27.5	58-2	14	32	15	209	104.5

Year-by-Year Playoff Statistics

1980 (2-5)

Player	G-S	Min	FGM-A	Pct.	3PM-A	Pct.	FTM-A	Pct.	Rebounds					PF-D	S	TO	B	TP	Avg.
									O-D-Tot	Avg.	A	Avg.	PF-D						
Malone	7-7	275	74-138	.536	0-1	.000	33-43	.767	42-55-97	13.9	7	1.0	18-0	4	22	16	181	25.9	
Murphy	7-7	265	58-108	.537	2-4	.500	13-13	1.000	4-6-10	1.4	26	3.7	29-1	11	16	0	131	18.7	
Reid	7-7	266	52-102	.510	0-1	.000	22-26	.846	14-41-55	7.9	26	3.7	28-0	6	19	7	126	18.0	
Tomjanovich	7-1	185	24-64	.375	1-7	.143	9-13	.692	12-28-40	5.7	10	1.4	21-1	2	14	0	58	8.3	
Henderson	7-7	203	22-46	.478	0-1	.000	12-15	.800	5-11-16	2.3	42	6.0	19-0	7	11	4	56	8.0	
Leavell	7-0	149	10-38	.263	0-4	.000	19-21	.905	2-10-12	1.7	24	3.4	12-0	6	6	0	39	5.6	
Barry	6-0	79	12-33	.364	3-12	.250	6-6	1.000	0-6-10	1.0	15	2.5	11-0	1	10	1	33	5.5	
M. Jones	6-0	70	11-18	.611	0-0	—	6-9	.667	8-14-22	3.7	4	0.7	8-0	0	4	2	28	4.7	
Paultz	7-6	128	13-40	.325	0-0	—	4-7	.571	12-21-33	4.7	8	1.1	13-0	1	11	3	30	4.3	
Bradley	4-0	15	6-9	.667	1-1	1.000	3-5	.600	1-2-3	0.8	1	0.3	2-0	1	0	0	16	4.0	
Dunleavy	6-0	45	6-12	.500	0-2	.000	5-6	.833	2-3-5	0.8	13	1.8	11-0	5	6	0	17	2.8	
ROCKETS	7	1680	288-608	.474	7-33	.212	132-164	.805	102-197-299	42.7	176	25.1	172-2	44	122	33	715	102.1	
OPPONENTS	7	1680	305-613	.498	8-33	.242	145-178	.815	94-190-284	40.6	183	26.1	169-1	60	96	28	763	109.0	

1981 (12-9)

Player	G-S	Min	FGM-A	Pct.	3PM-A	Pct.	FTM-A	Pct.	Rebounds					PF-D	S	TO	B	TP	Avg.
									O-D-Tot	Avg.	A	Avg.	PF-D						
Malone	21-21	955	207-432	.479	0-2	.000	148-208	.712	125-180-305	14.5	35	1.7	54-0	13	59	34	562	26.8	
Murphy	19-1	540	142-287	.495	2-7	.286	58-60	.967	7-17-24	1.3	57	3.0	69-0	26	42	0	344	18.1	
Reid	21-21	868	139-303	.459	0-2	.000	61-92	.663	56-86-142	6.8	98	4.7	80-2	50	44	24	339	16.1	
Paultz	21-21	720	111-246	.451	0-1	.000	32-48	.667	53-94-147	7.0	35	1.7	69-1	13	27	27	254	12.1	
Dunleavy	20-19	472	69-152	.454	6-15	.400	33-38	.868	9-33-42	2.1	68	3.4	59-1	15	30	1	177	8.9	
Henderson	21-21	615	59-132	.447	0-1	.000	23-28	.821	14-41-55	2.6	104	5.0	39-0	17	34	1	141	6.7	
Willoughby	19-1	417	42-116	.362	0-1	.000	30-40	.750	28-57-85	4.5	22	1.2	42-0	14	23	19	114	6.0	
Leavell	17-0	217	30-77	.390	0-0	—	15-17	.882	5-12-17	1.0	44	2.6	26-0	18	20	4	75	4.4	
Garrett	13-0	117	9-21	.429	0-0	—	7-8	.875	3-12-15	1.2	6	0.5	10-0	5	6	1	25	1.9	
Jones	12-0	88	10-21	.476	0-0	—	2-5	.400	7-11-18	1.5	5	0.4	15-0	3	2	2	22	1.8	
Tomjanovich	8-0	31	1-9	.111	0-3	.000	4-6	.667	2-4-6	0.8	0	0.0	3-0	0	2	0	6	0.8	
ROCKETS	21	5040	819-1796	.456	8-32	.250	413-550	.751	309-547-856	40.8	474	22.6	466-4	174	296	113	2059	98.0	
OPPONENTS	21	5040	835-1743	.479	9-54	.167	389-534	.728	293-618-909	43.3	508	24.2	490-9	148	341	117	2068	98.5	

1982 (1-2)

Player	G-S	Min	FGM-A	Pct.	3PM-A	Pct.	FTM-A	Pct.	Rebounds					PF-D	S	TO	B	TP	Avg.
									O-D-Tot	Avg.	A	Avg.	PF-D						
Malone	3-3	136	29-67	.433	0-0	—	14-15	.933	28-23-51	17.0	10	3.3	8-0	2	6	2	72	24.0	
Hayes	3-3	124	17-50	.340	0-0	—	8-15	.533	7-23-30	10.0	3	1.0	12-0	2	6	10	42	14.0	
Leavell	3-3	93	20-47	.426	0-1	.000	2-2	1.000	1-4-5	1.7	10	3.3	9-0	4	4	1	42	14.0	
Reid	3-3	115	15-31	.484	0-0	—	4-5	.800	9-17-26	9.7	9	3.0	10-0	5	0	2	34	11.3	
Dunleavy	3-0	66	9-22	.409	0-4	.000	5-6	.833	0-3-3	1.0	9	3.0	7-0	2	1	0	23	7.7	
Murphy	3-0	57	5-22	.227	0-3	.000	7-8	.875	2-1-3	1.0	4	1.3	7-0	1	4	0	17	5.7	
Henderson	3-3	68	5-16	.313	0-0	—	4-4	1.000	5-3-8	2.7	9	3.0	5-0	0	4	0	14	4.7	
Spriggs	2-0	9	3-4	.750	0-0	—	0-1	.000	0-1-1	0.5	2	1.0	3-0	0	0	0	6	3.0	
Paultz	3-0	34	3-9	.333	0-0	—	1-3	.333	2-2-4	1.3	1	0.3	4-0	0	1	2	7	2.3	
Willoughby	2-0	17	1-2	.500	0-0	—	2-2	1.000	2-4-6	3.0	1	0.5	1-0	0	1	0	4	2.0	
Garrett	1-0	1	0-1	.000	0-1	.000	0-0	—	0-0-0	0.0	0	0.0	0-0	0	0	0	0	0.0	
ROCKETS	3	720	107-271	.395	0-9	.000	47-61	.770	56-81-137	45.7	58	19.3	66-0	16	28	17	261	87.0	
OPPONENTS	3	720	113-263	.430	1-4	.250	49-68	.721	55-96-151	50.3	80	26.7	66-1	17	33	5	276	92.0	

1985 (2-3)

Player	G-S	Min	FGM-A	Pct.	3PM-A	Pct.	FTM-A	Pct.	Rebounds					PF-D	S	TO	B	TP	Avg.
									O-D-Tot	Avg.	A	Avg.	PF-D						
Olajuwon	5-5	187	42-88	.477	0-0	—	22-46	.478	33-32-65	11.0	7	1.4	22-0	7	11	13	106	21.2	
Sampson	5-5	193	43-100	.430	1-1	1.000	19-37	.514	25-58-83	16.6	7	1.4	23-2	2	17	8	106	21.2	
Lloyd	5-5	174	38-77	.494	0-0	—	10-14	.714	15-14-29	5.8	25	5.0	12-0	7	10	8	86	17.2	
Lucas	5-4	152	26-80	.325	2-14	.143	14-22	.636	7-14-21	4.2	27	5.4	14-0	6	7	0	86	13.6	
McCray	5-5	181	19-34	.559	0-0	—	15-23	.652	9-21-30	6.0	11	2.2	17-0	6	13	1	53	10.6	
Reid	5-0	87	19-45	.422	0-4	.000	0-0	—	3-14-17	3.4	5	1.0	22-0	4	6	2	38	7.6	
Wiggins	5-0	45	9-18	.500	0-0	—	0-0	—	3-1-4	0.8	1	0.2	6-0	4	3	0	18	3.6	
Hollins	5-1	94	8-26	.308	0-0	—	1-1	1.000	1-8-9	1.8	18	3.6	16-1	4	7	0	17	3.4	
Micheaux	5-0	57	6-19	.316	0-1	.000	4-10	.400	12-9-21	4.2	0	0.0	8-0	0	3	2	16	3.2	
Ehlo	3-0	6	1-1	1.000	0-0	—	2-2	1.000	0-0-0	0.0	0	0.0	3-0	4	0	0	4	1.3	
Leavell	5-0	16	2-6	.333	0-2	.000	2-2	1.000	1-2-3	0.6	3	0.6	2-0	0	1	0	6	1.2	
Petersen	3-0	8	1-1	1.000	0-0	—	0-0	—	1-1-2	0.7	1	0.3	2-0	0	1	0	2	0.7	
ROCKETS	5	1200	214-495	.432	3-22	.136	89-157	.567	110-174-284	56.8	105	21.0	147-3	44	80	34	520	104.0	
OPPONENTS	5	1200	180-418	.431	8-28	.286	153-188	.814	66-169-235	47.0	116	23.2	126-0	36	96	43	521	104.2	

Year-by-Year Playoff Statistics

1986 (13-7)

Player	G-S	Min	FGM-A	Pct.	3PM-A	Pct.	FTM-A	Pct.	Rebounds		PF-D	S	TO	B	TP	Avg.		
									O-D-Tot	Avg.								
Olajuwon	20-20	766	205-387	.530	0-1	.000	127-199	.638	101-135-236	11.8	39	2.0	87-3	40	43	69	537	26.9
Sampson	20-20	741	156-301	.518	1-1	1.000	86-118	.729	66-149-215	10.8	80	4.0	79-1	30	71	35	399	20.0
Reid	20-20	773	124-288	.431	3-21	.143	47-59	.797	13-70-83	4.2	137	6.9	74-1	27	42	1	298	14.9
Lloyd	20-20	589	116-241	.481	2-5	.400	47-58	.810	34-32-66	3.3	86	4.3	47-0	16	47	6	281	14.1
McCray	20-20	835	108-202	.535	0-3	.000	43-58	.741	23-95-118	5.9	125	6.3	45-0	18	37	19	259	13.0
Wiggins	20-0	443	89-179	.497	0-3	.000	21-28	.750	38-38-76	3.8	31	1.6	44-0	14	27	3	199	10.0
Petersen	20-0	378	44-108	.407	0-0	—	23-33	.697	47-64-111	5.6	21	1.1	58-1	9	16	9	111	5.6
Leavell	15-0	170	24-80	.300	7-15	.467	20-23	.870	3-12-15	1.0	40	2.7	12-0	9	9	0	75	5.0
Ehlo	10-0	38	8-16	.500	0-1	.000	4-5	.800	1-2-3	0.3	6	0.6	4-0	4	3	1	20	2.0
Harris	15-0	83	14-29	.483	0-0	—	2-5	.400	5-5-10	0.7	2	0.1	3-0	4	2	3	30	2.0
Waiters	11-0	26	4-7	.571	0-0	—	0-0	—	2-3-5	0.5	0	0.0	3-0	1	1	3	8	0.7
McDowell	13-0	33	2-7	.286	0-0	—	5-8	.625	4-4-8	0.6	2	0.2	6-0	0	2	0	9	0.7
ROCKETS	20	4875	894-1845	.485	13-50	.260	425-594	.715	337-609-946	47.3	28.5	569	462-6	172	303	149	2226	111.3
OPPONENTS	20	4875	842-1808	.466	38-124	.306	427-545	.783	301-571-872	43.6	534	26.7	480-3	175	329	101	2149	107.5

1987 (5-5)

Player	G-S	Min	FGM-A	Pct.	3PM-A	Pct.	FTM-A	Pct.	Rebounds		PF-D	S	TO	B	TP	Avg.		
									O-D-Tot	Avg.								
Olajuwon	10-10	389	110-179	.615	0-1	.000	72-97	.742	39-74-113	11.3	25	2.5	44-1	13	36	43	292	29.2
Sampson	10-10	330	75-146	.514	1-2	.500	35-43	.814	27-61-88	8.8	21	2.1	47-1	2	31	12	186	18.6
McCray	10-10	436	57-101	.564	0-2	.000	43-54	.796	32-51-83	8.3	56	5.6	21-0	5	26	9	157	15.7
Leavell	10-10	384	44-107	.411	4-16	.250	49-60	.817	6-19-25	2.5	72	7.2	42-2	19	28	3	141	14.1
Reid	10-10	431	56-155	.361	2-17	.118	15-23	.652	6-30-36	3.6	48	4.8	36-0	10	27	3	129	12.9
Petersen	10-0	187	28-51	.549	0-0	—	12-18	.667	14-32-46	4.6	6	0.6	26-1	5	10	2	68	6.8
Maxwell	10-0	177	18-34	.529	0-1	.000	26-35	.743	11-22-33	3.3	17	1.7	17-1	4	8	0	62	6.2
Harris	9-0	91	16-43	.372	0-1	.000	5-6	.833	3-4-7	0.8	5	0.6	15-0	3	3	0	37	4.1
Minniefield	8-0	27	4-8	.500	0-1	.000	6-6	1.000	2-0-2	0.3	2	0.3	8-0	1	4	0	14	1.8
Anderson	5-0	5	1-3	.333	1-2	.500	2-2	1.000	1-0-1	0.2	0	0.0	1-0	0	1	0	5	1.0
Johnson	5-0	10	2-6	.333	0-0	—	0-0	—	0-0-0	0.0	0	0.0	1-0	0	2	0	4	0.8
Feitl	6-0	8	0-0	—	0-0	—	2-2	1.000	0-1-1	0.2	0	0.0	0-0	0	0	0	2	0.3
ROCKETS	10	2475	411-833	.493	8-43	.186	267-346	.772	141-294-435	43.5	252	25.2	258-6	62	181	72	1097	109.7
OPPONENTS	10	2475	414-915	.452	20-65	.308	233-307	.759	161-274-435	43.5	252	25.2	278-5	92	141	44	1081	108.1

1988 (1-3)

Player	G-S	Min	FGM-A	Pct.	3PM-A	Pct.	FTM-A	Pct.	Rebounds		PF-D	S	TO	B	TP	Avg.		
									O-D-Tot	Avg.								
Olajuwon	4-4	162	56-98	.571	0-1	.000	38-43	.884	20-47-67	16.8	7	1.8	14-0	9	9	11	150	37.5
Floyd	4-4	154	26-61	.426	4-8	.500	19-22	.864	3-4-7	1.8	34	8.5	10-0	8	12	0	75	18.8
Carroll	4-4	116	18-47	.383	0-0	—	8-10	.800	8-11-19	4.8	2	0.5	12-0	3	5	1	44	11.0
Reid	4-4	114	15-33	.455	3-7	.429	2-3	.667	3-12-15	3.8	8	2.0	13-0	2	3	0	35	8.8
McCray	4-4	159	12-31	.387	0-1	.000	8-12	.667	15-12-27	6.8	9	2.3	12-0	4	7	3	32	8.0
Petersen	4-0	98	12-23	.522	0-0	—	7-12	.583	7-14-21	5.3	6	1.5	11-1	1	4	2	31	7.8
Short	4-0	71	7-26	.269	0-1	.000	8-8	1.000	4-5-9	2.3	1	0.3	8-0	1	4	0	22	5.5
Leavell	4-0	38	7-19	.368	2-6	.333	4-4	1.000	0-3-3	0.8	9	2.3	6-0	2	6	0	20	5.0
Conner	1-0	1	0-0	—	0-0	—	2-2	1.000	0-1-1	1.0	1	1.0	0-0	1	0	0	2	2.0
Johnson	4-0	20	2-3	.667	0-0	—	1-2	.500	2-2-4	1.0	0	0.0	1-0	1	4	0	5	1.3
Maxwell	4-0	15	1-2	.500	0-0	—	0-0	—	1-0-1	0.3	1	0.3	1-0	0	0	0	2	0.5
Free	2-0	12	0-2	.000	0-1	.000	0-0	—	1-1-2	1.0	1	0.5	2-0	0	3	0	0	0.0
ROCKETS	4	960	156-345	.452	9-25	.360	97-118	.822	64-112-176	44.0	79	19.8	90-1	32	59	17	418	104.5
OPPONENTS	4	960	168-337	.499	6-23	.261	86-112	.768	56-115-171	42.8	99	24.8	92-1	36	62	24	428	107.0

1989 (1-3)

Player	G-S	Min	FGM-A	Pct.	3PM-A	Pct.	FTM-A	Pct.	Rebounds		PF-D	S	TO	B	TP	Avg.		
									O-D-Tot	Avg.								
Olajuwon	4-4	162	42-81	.519	0-0	—	17-25	.680	14-38-52	13.0	12	3.0	17-0	10	10	11	101	25.3
Thorpe	4-4	152	24-37	.649	0-0	—	16-21	.762	6-14-20	5.0	12	3.0	17-1	5	15	1	64	16.0
Floyd	4-4	160	22-46	.478	8-15	.533	10-14	.714	3-15-18	4.5	26	6.5	10-0	8	10	1	62	15.5
Woodson	4-4	137	17-49	.347	3-9	.333	10-12	.833	4-5-9	2.3	18	4.5	7-0	4	9	2	47	11.8
B. Johnson	4-4	118	19-40	.475	0-1	.000	8-14	.571	6-8-14	3.5	12	3.3	15-0	3	6	2	46	11.5
Berry	4-0	57	13-26	.500	0-0	—	7-8	.875	3-6-9	2.5	5	1.3	8-0	2	6	1	33	8.3
McCormick	4-0	53	7-13	.538	0-1	.000	8-9	.889	2-11-13	3.3	0	0.0	9-0	3	0	2	22	5.5
Short	4-0	37	8-21	.381	0-2	.000	3-5	.600	7-13-20	2.5	2	0.5	7-0	0	1	0	19	4.8
Chievous	4-0	40	5-17	.294	0-0	—	8-10	.800	1-6-15	1.5	2	0.5	7-0	1	3	1	18	4.5
F. Johnson	4-0	36	2-6	.333	0-1	.000	6-10	.600	1-4-5	1.3	7	1.8	3-0	1	4	0	10	2.5
Leavell	2-0	5	1-3	.333	0-0	—	2-2	1.000	0-0-0	0.0	1	0.5	0-0	0	0	0	4	2.0
Nevitt	2-0	3	0-0	—	0-0	—	0-0	—	0-1-1	0.5	0	0.0	0-0	0	0	0	0	0.0
ROCKETS	4	960	160-339	.472	11-29	.379	95-130	.731	51-106-157	39.3	97	24.3	100-1	37	66	21	426	106.5
OPPONENTS	4	960	163-345	.472	9-38	.237	90-119	.756	62-116-178	44.5	98	24.5	105-1	35	66	35	425	106.3

Year-by-Year Playoff Statistics

1990 (1-3)

Player	G-S	Min	FGM-A	Pct.	3PM-A	Pct.	FTM-A	Pct.	Rebounds									
									O-D-Tot	Avg.	A	Avg.	PF-D	S	TO	B	TP	Avg.
Thorpe	4-4	164	27-45	.600	0-0	—	26-38	.684	14-19-33	8.3	7	1.8	12-0	5	9	0	80	20.0
Maxwell	4-4	159	30-81	.370	8-26	.308	11-21	.524	5-7-12	3.0	17	4.3	12-0	5	6	0	79	19.8
Floyd	4-4	172	30-64	.469	3-12	.250	11-17	.647	7-8-15	3.8	41	10.3	5-0	5	15	1	74	18.5
Olajuwon	4-4	161	31-70	.443	0-0	—	12-17	.706	15-31-46	11.5	8	2.0	19-0	10	11	23	74	18.5
Johnson	4-4	148	20-48	.417	0-1	.000	11-13	.846	8-8-16	4.0	9	2.3	16-0	6	4	2	51	12.8
Wiggins	4-0	51	7-15	.467	0-0	—	2-3	.667	4-9-13	3.3	2	0.5	5-0	1	4	0	16	4.0
Smith	4-0	73	6-8	.750	0-0	—	0-0	—	7-6-13	3.3	5	1.3	11-0	4	5	0	12	3.0
Woodson	1-0	6	1-3	.333	0-1	.000	0-0	—	0-0-0	0.0	2	2.0	1-0	0	0	0	2	2.0
McCormick	3-0	21	1-3	.333	0-0	—	1-2	.500	1-7-8	2.7	0	0.0	5-0	0	0	0	3	1.0
Bowie	2-0	4	0-1	.000	0-0	—	0-0	—	0-0-0	0.0	0	0.0	1-0	0	0	0	0	0.0
Caldwell	1-0	1	0-0	—	0-0	—	0-0	—	0-0-0	0.0	0	0.0	0-0	0	0	0	0	0.0
ROCKETS	4	960	153-338	.453	11-40	.275	74-111	.667	61-95-156	39.0	91	22.8	87-0	36	58	26	391	97.8
OPPONENTS	4	960	165-303	.545	12-37	.324	80-105	.762	38-115-153	38.3	105	26.3	80-0	33	66	27	422	105.5

1991 (0-3)

Player	G-S	Min	FGM-A	Pct.	3PM-A	Pct.	FTM-A	Pct.	Rebounds									
									O-D-Tot	Avg.	A	Avg.	PF-D	S	TO	B	TP	Avg.
Olajuwon	3-3	129	26-45	.578	0-1	.000	14-17	.824	12-32-44	14.7	6	2.0	11-0	4	8	8	66	22.0
Maxwell	3-3	113	23-56	.411	9-27	.333	1-2	.500	1-7-8	2.7	9	3.0	8-0	2	7	1	56	18.7
Thorpe	3-3	116	22-38	.579	0-0	—	3-6	.500	7-18-25	8.3	8	2.7	8-0	2	6	0	47	15.7
K. Smith	3-3	113	18-38	.474	2-4	.500	8-9	.889	4-4-8	2.7	24	8.0	5-0	4	6	1	46	15.3
Jamerson	2-0	21	5-13	.385	0-1	.000	6-6	1.000	1-2-3	1.5	4	2.0	4-0	1	1	0	16	8.0
Johnson	3-3	86	10-28	.357	0-0	—	4-4	1.000	4-10-14	4.7	8	2.7	13-0	2	5	1	24	8.0
Floyd	3-0	41	8-24	.333	0-4	.000	0-0	—	0-2-2	0.7	7	2.3	4-0	2	7	1	16	5.3
Wood	3-0	44	2-3	.667	1-1	1.000	2-4	.500	1-4-5	1.7	3	1.0	8-0	3	1	0	7	2.3
L. Smith	3-0	57	1-4	.250	0-1	.000	0-1	.000	6-7-13	4.3	4	1.3	11-0	1	2	1	2	0.7
ROCKETS	3	720	115-249	.462	12-39	.308	38-49	.776	36-86-122	40.7	73	24.3	72-0	21	47	13	280	93.3
OPPONENTS	3	720	111-230	.483	12-35	.343	63-80	.788	28-82-110	36.7	72	24.0	55-0	22	42	19	297	99.0

1993 (6-6)

Player	G-S	Min	FGM-A	Pct.	3PM-A	Pct.	FTM-A	Pct.	Rebounds									
									O-D-Tot	Avg.	A	Avg.	PF-D	S	TO	B	TP	Avg.
Olajuwon	12-12	518	123-238	.517	0-1	.000	62-75	.827	52-116-168	14.0	57	4.8	37-0	21	45	59	308	25.7
Smith	12-12	391	63-128	.492	23-46	.500	28-36	.778	2-22-24	2.0	50	4.2	18-0	9	26	1	177	14.8
Thorpe	12-12	419	73-115	.635	0-0	—	28-43	.651	36-67-103	8.6	31	2.6	35-0	6	17	1	174	14.5
Maxwell	9-7	308	47-117	.402	11-46	.239	21-24	.875	3-19-22	2.4	32	3.6	17-0	11	17	2	126	14.0
Horry	12-12	374	47-101	.465	9-30	.300	20-27	.741	14-48-62	5.2	38	3.2	30-1	18	28	16	123	10.3
Gantard	12-5	246	30-74	.405	0-1	.000	17-17	1.000	6-27-33	2.8	31	2.6	27-1	16	22	0	77	6.4
Bullard	12-0	169	20-42	.476	15-28	.536	6-6	1.000	4-19-23	1.9	13	1.1	11-0	4	9	5	61	5.1
Herrera	12-0	195	22-57	.386	0-2	.000	12-20	.600	16-29-45	3.8	7	0.6	36-1	3	11	2	56	4.7
Brooks	12-0	197	16-42	.381	5-13	.385	10-13	.769	1-9-10	0.8	31	2.6	21-0	9	13	0	47	3.9
Floyd	7-0	60	6-19	.316	1-3	.333	7-10	.700	1-3-4	0.6	8	1.1	2-0	2	9	0	20	2.9
Teague	5-0	12	2-5	.400	0-0	—	0-2	.000	0-0-0	0.0	0	0.0	1-0	0	3	0	4	0.8
Rollins	6-0	16	0-3	.000	0-1	.000	0-0	—	1-3-4	0.7	0	0.0	2-0	2	0	0	0	0.0
ROCKETS	12	2905	449-941	.477	64-171	.374	211-273	.773	136-362-498	41.5	298	24.8	237-3	101	212	86	1173	97.8
OPPONENTS	12	2905	460-1047	.439	41-108	.380	194-278	.698	193-318-511	42.6	277	23.1	248-4	128	160	49	1155	96.3

1994 (15-8)

Player	G-S	Min	FGM-A	Pct.	3PM-A	Pct.	FTM-A	Pct.	Rebounds									
									O-D-Tot	Avg.	A	Avg.	PF-D	S	TO	B	TP	Avg.
Olajuwon	23-23	989	267-514	.519	2-4	.500	128-161	.795	55-199-254	11.0	98	4.3	82-0	40	83	92	664	28.9
Maxwell	23-23	880	118-314	.376	45-138	.326	37-54	.685	12-69-81	3.5	96	4.2	55-1	20	49	2	318	13.8
Horry	23-23	778	98-226	.434	34-89	.382	39-51	.765	40-101-141	6.1	82	3.6	68-0	35	27	20	269	11.7
Thorpe	23-23	854	111-194	.572	1-2	.500	38-67	.567	68-160-228	9.9	54	2.3	86-13	13	37	10	261	11.3
Smith	23-23	696	86-189	.455	34-76	.447	42-52	.808	5-49-54	2.3	94	4.9	40-0	22	33	4	248	10.8
Cassell	22-0	478	63-160	.394	17-45	.378	64-74	.865	19-40-59	2.7	93	4.2	62-1	21	47	5	207	9.4
Elie	23-0	382	42-106	.396	10-32	.313	40-47	.851	9-31-40	1.7	38	1.7	30-0	8	21	3	134	5.8
Herrera	16-0	248	31-58	.534	0-0	—	13-16	.813	14-31-45	2.8	3	0.2	37-1	5	7	3	75	4.7
Brooks	5-0	23	5-6	.833	1-1	1.000	0-1	.000	1-1-2	0.4	3	0.6	3-0	0	0	0	11	2.2
Cureton	10-0	100	8-10	.800	0-0	—	2-2	1.000	6-23-29	2.9	2	0.2	20-0	1	3	2	18	1.8
Bullard	10-0	55	4-19	.211	2-10	.200	6-8	.750	2-8-10	1.0	0	0.0	6-0	1	0	2	16	1.6
Jent	11-0	62	5-20	.250	3-13	.231	0-0	—	1-8-9	0.8	7	0.6	7-0	2	3	0	13	1.2
ROCKETS	23	5545	838-1816	.461	149-410	.363	409-533	.767	232-720-952	41.4	570	24.8	496-5	168	331	143	2234	97.1
OPPONENTS	23	5545	815-1932	.422	111-334	.332	421-566	.744	335-678-1013	44.0	22.2	510	488-3	176	281	112	2162	94.0

Year-by-Year Playoff Statistics

1995 (15-7)

Player	G-S	Min	FGMA	Pct.	3PM-A	Pct.	FTM-A	Pct.	Rebounds		PF-D	S	TO	B	TP	Avg.			
									O-D-Tot	Avg.									
Olajuwon	22-22	929	306-576	.531	2-4	.500	111-163	.681	44-183	227	10.3	98	4.5	95-0	26	69	62	725	33.0
Drexler	22-22	849	155-322	.481	30-99	.303	110-140	.786	45-109	154	7.0	111	5.0	68-1	33	45	15	450	20.5
Horry	22-22	841	93-209	.445	44-110	.400	58-78	.744	40-115	155	7.0	76	3.5	69-2	32	25	26	288	13.1
Cassell	22-0	885	74-169	.438	24-60	.400	71-85	.835	8-34	42	1.9	89	4.0	66-1	21	33	2	243	11.0
Smith	22-22	652	78-178	.438	46-104	.442	36-40	.900	7-42	49	2.2	99	4.5	46-0	14	31	3	238	10.8
Elie	22-6	635	69-137	.504	28-65	.431	35-44	.795	19-43	62	2.8	54	2.5	55-0	21	21	1	201	9.1
Chilcutt	20-15	323	31-64	.484	14-36	.389	14-17	.824	15-43	58	2.9	18	0.9	39-0	7	11	4	90	4.5
Brown	21-1	326	3-76	.447	1-2	.500	25-37	.676	20-45	65	3.1	7	0.3	46-2	9	12	2	94	4.5
Maxwell	1-0	16	1-7	.143	0-2	.000	1-1	1.000	0-3	3	3.0	1	1.0	1-0	0	1	0	3	3.0
Herrera	1-0	6	1-1	1.000	0-0	—	0-0	—	0-0	0	0.0	1	1.0	0-0	0	0	0	2	2.0
Tabak	8-0	31	2-5	.400	0-0	—	2-2	1.000	1-0	1	0.1	1	0.1	5-0	1	2	3	6	0.8
Jones	19-0	237	5-13	.385	0-1	.000	4-12	.333	12-32	44	2.3	0	0.0	55-0	4	5	10	14	0.7
ROCKETS	22	5330	849-1757	.483	189-483	.391	467-619	.754	211-649	860	39.1	555	25.2	545-6	168	264	128	2354	107.0
OPPONENTS	22	5330	836-1789	.467	136-388	.351	485-653	.743	277-686	963	43.8	506	23.0	524-4	153	302	87	2293	104.2

1996 (3-5)

Player	G-S	Min	FGMA	Pct.	3PM-A	Pct.	FTM-A	Pct.	Rebounds		PF-D	S	TO	B	TP	Avg.			
									O-D-Tot	Avg.									
Olajuwon	8-8	329	75-147	.510	0-1	.000	29-40	.725	17-56	73	9.1	31	3.9	28-1	15	29	17	179	22.4
Drexler	8-8	292	49-118	.415	9-34	.265	26-34	.765	15-47	62	7.8	4.0	5.0	22-0	21	20	4	133	16.6
Horry	8-8	308	37-91	.407	21-53	.396	10-23	.435	15-42	57	7.1	24	3.0	29-1	21	15	13	105	13.1
Cassell	8-0	206	26-81	.321	8-29	.276	23-29	.793	1-16	17	2.1	34	4.3	20-0	6	18	1	83	10.4
Elie	8-0	233	29-66	.439	9-24	.375	11-12	.917	6-16	22	2.8	14	1.8	17-0	7	5	3	78	9.9
Smith	8-8	191	23-53	.434	12-31	.387	13-13	1.000	4-8	12	1.5	38	4.8	14-0	5	8	0	71	8.9
Brown	8-8	168	25-45	.556	0-0	—	15-18	.833	6-18	24	3.0	5	0.6	17-0	3	4	0	65	8.1
Bryant	8-0	145	21-35	.600	0-0	—	12-15	.800	7-20	27	3.4	4	0.5	21-0	1	3	2	54	6.8
Chilcutt	1-0	10	1-4	.250	0-1	.000	0-2	.000	2-1	3	3.0	0	0.0	0-0	0	1	0	2	2.0
Mack	6-0	47	5-15	.333	2-9	.222	0-3	.000	0-9	9	1.5	1	0.2	1-0	1	2	0	12	2.0
Jones	3-0	8	0-1	.000	0-0	—	0-0	—	0-1	1	0.3	0	0.0	0-0	0	0	0	0	0.0
Recasner	1-0	8	0-3	.000	0-1	.000	0-0	—	0-1	1	1.0	2	2.0	0-0	0	1	0	0	0.0
ROCKETS	8	1945	291-659	.442	61-183	.333	139-189	.735	73-235	308	38.5	193	24.1	169-2	80	110	40	782	97.8
OPPONENTS	8	1945	302-649	.465	73-181	.403	144-194	.742	87-274	361	45.1	195	24.4	166-2	64	127	39	821	102.6

1997 (9-7)

Player	G-S	Min	FGMA	Pct.	3PM-A	Pct.	FTM-A	Pct.	Rebounds		PF-D	S	TO	B	TP	Avg.			
									O-D-Tot	Avg.									
Olajuwon	16-16	629	147-249	.590	0-3	.000	76-104	.731	46-128	174	10.9	54	3.4	61-0	33	46	41	370	23.1
Drexler	16-16	623	105-241	.436	38-102	.373	42-54	.778	25-64	89	5.6	77	4.8	52-0	26	36	7	290	18.1
Barkley	16-16	605	86-198	.434	11-38	.289	103-134	.769	64-128	192	12.0	54	3.4	52-0	19	43	7	286	17.9
Elie	16-16	598	54-116	.466	24-60	.400	52-62	.839	19-37	56	3.5	61	3.8	52-3	14	30	4	184	11.5
Maloney	16-16	526	61-153	.399	43-108	.398	14-21	.667	1-18	19	1.2	50	3.1	31-0	10	38	3	179	11.2
Johnson	16-0	284	48-117	.410	14-47	.298	23-24	.958	15-21	36	2.3	10	0.6	17-0	5	7	0	133	8.3
Willis	16-0	295	38-95	.400	0-1	.000	26-38	.684	22-53	75	4.7	11	0.7	47-0	9	22	4	102	6.4
Threatt	16-0	266	22-56	.393	9-30	.300	6-8	.750	2-15	17	1.1	48	3.0	35-0	6	12	4	59	3.7
Bullard	2-0	7	2-2	1.000	2-2	1.000	0-0	—	1-1	2	1.0	0	0.0	1-0	0	0	0	6	3.0
Livingston	2-0	15	1-4	.250	1-1	1.000	0-0	—	0-0	0	0.0	4	2.0	1-0	1	1	0	3	1.5
Harrington	7-0	15	1-2	.500	0-0	—	7-10	.700	1-3	4	0.6	0	0.0	1-0	0	2	0	9	1.3
Jones	1-0	2	0-0	—	0-0	—	0-0	—	0-0	0	0.0	1	1.0	0-0	0	0	0	0	0.0
ROCKETS	16	3865	565-1233	.458	142-392	.362	349-455	.767	196-468	664	41.5	370	23.1	350-4	123	243	70	1621	101.3
OPPONENTS	16	3865	584-1304	.448	92-256	.359	332-409	.812	212-433	645	40.3	358	22.4	378-6	141	198	67	1592	99.5

1998 (2-3)

Player	G-S	Min	FGMA	Pct.	3PM-A	Pct.	FTM-A	Pct.	Rebounds		PF-D	S	TO	B	TP	Avg.			
									O-D-Tot	Avg.									
Olajuwon	5-5	190	39-99	.394	0-1	.000	24-33	.727	9-45	54	10.8	12	2.4	18-0	5	13	16	102	20.4
Drexler	5-5	182	21-68	.309	5-26	.192	28-37	.757	9-18	27	5.4	23	4.6	15-0	8	13	3	75	15.0
Willis	5-5	168	22-55	.400	0-1	.000	12-16	.750	18-35	53	10.6	5	1.0	21-0	8	12	3	56	11.2
Barkley	4-0	87	12-23	.522	0-2	.000	12-21	.571	5-16	21	5.3	4	1.0	12-1	5	6	0	36	9.0
Elie	5-1	133	12-27	.444	3-9	.333	6-9	.667	3-10	13	2.6	6	1.2	10-0	2	5	0	33	6.6
Maloney	5-5	165	10-30	.333	5-20	.250	8-9	.889	0-8	8	1.6	18	3.6	11-0	2	4	2	33	6.6
Johnson	5-0	89	9-27	.333	3-10	.300	7-8	.875	4-4	8	1.6	1	0.2	10-0	0	3	0	28	5.6
Harrington	3-0	23	6-12	.500	0-1	.000	4-5	.800	3-4	7	2.3	0	0.0	1-0	0	1	16	5.3	
Price	5-0	75	6-15	.400	5-13	.385	2-3	.667	1-8	9	1.8	6	1.2	12-1	4	6	0	19	3.8
Bullard	5-4	70	6-18	.333	3-10	.300	2-2	1.000	3-5	8	1.6	5	1.0	5-0	1	0	0	17	3.4
Rhodes	3-0	7	2-3	.667	0-0	—	2-4	.500	0-1	1	0.3	0	0.0	0-0	1	1	0	6	2.0
Jones	4-0	11	0-0	—	0-0	—	2-2	1.000	1-2	3	0.8	1	0.3	4-0	0	0	0	2	0.5
ROCKETS	5	1200	145-377	.385	24-93	.258	109-149	.732	56-156	212	42.4	81	16.2	119-0	36	65	25	423	84.6
OPPONENTS	5	1200	168-368	.457	17-45	.378	104-150	.693	48-171	219	43.8	106	21.2	119-0	39	68	29	457	91.4

Year-by-Year Playoff Statistics

1999 (1-3)

Player	G-S	Min	FGM-A	Pct.	3PM-A	Pct.	FTM-A	Pct.	Rebounds					S	TO	B	TP	Avg.
									O-D-Tot	Avg.	A	Avg.	PF-D					
Barkley	4-4	157	36-68	.529	2-7	.286	20-30	.667	13-42-55	13.8	15	3.8	12-0	6	8	2	94	23.5
Pippen	4-4	172	23-70	.329	6-22	.273	21-26	.808	20-27-47	11.8	22	5.5	12-0	7	13	3	73	18.3
Olajuwon	4-4	123	23-54	.426	0-0	—	7-8	.875	5-24-29	7.3	2	0.5	18-0	5	5	3	53	13.3
Mack	4-0	123	13-38	.342	10-26	.385	14-17	.824	11-17	1.8	7	1.8	11-0	4	5	0	50	12.5
Price	4-0	98	11-24	.458	5-14	.357	6-6	1.000	3-5-8	2.0	14	3.5	5-0	4	6	1	33	8.3
Mobley	4-4	94	7-15	.467	4-7	.571	10-11	.909	0-4-4	1.0	11	2.8	11-0	2	5	0	28	7.0
Harrington	4-0	42	9-14	.643	0-0	—	4-6	.667	5-9-14	3.5	1	0.3	2-0	0	3	1	22	5.5
Dickerson	4-4	82	6-22	.273	3-8	.375	2-4	.500	2-2-4	1.0	3	0.8	8-0	2	2	3	17	4.3
Bullard	2-0	8	2-2	1.000	1-1	1.000	2-2	1.000	0-0-0	0.0	1	0.5	0-0	0	0	0	7	3.5
Carr	4-0	37	4-11	.364	0-0	—	0-0	—	3-4-7	1.8	4	1.0	19-1	0	4	1	8	2.0
Drew	1-0	4	1-1	1.000	0-0	—	0-2	.000	1-2-3	3.0	2	2.0	1-0	0	0	0	2	2.0
Roberts	3-0	20	0-6	.000	0-0	—	1-2	.500	0-3-3	1.0	0	0.0	5-0	0	0	4	1	0.3
ROCKETS	4	960	135-325	.415	31-85	.365	87-114	.763	53-130-183	45.8	82	20.5	104-1	30	53	18	388	97.0
OPPONENTS	4	960	151-322	.469	25-66	.379	70-110	.636	44-119-163	40.8	93	23.3	87-1	20	52	34	397	99.3

2004 (1-4)

Player	G-S	Min	FGM-A	Pct.	3PM-A	Pct.	FTM-A	Pct.	Rebounds					S	TO	B	TP	Avg.
									O-D-Tot	Avg.	A	Avg.	PF-D					
Francis	5-5	222	30-70	.429	7-17	.412	29-40	.725	6-36-42	8.4	38	7.6	18-1	7	21	1	96	19.2
Yao	5-5	185	31-68	.456	0-0	—	13-17	.765	11-26-37	7.4	9	1.8	20-2	2	13	7	75	15.0
J. Jackson	5-5	221	29-73	.397	8-29	.276	8-12	.667	3-49-52	10.4	10	2.0	9-0	5	9	1	74	14.8
Mobley	5-5	210	29-75	.387	6-21	.286	8-10	.800	5-19-24	4.8	14	2.8	14-0	3	18	3	72	14.4
Taylor	5-0	115	18-38	.474	0-0	—	13-17	.765	5-11-16	3.2	5	1.0	20-0	0	7	1	49	9.8
Cato	5-5	148	13-22	.591	0-0	—	3-7	.429	14-20-34	6.8	2	0.4	18-1	5	5	4	29	5.8
Weatherspoon	2-0	22	2-5	.400	0-0	—	3-6	.500	2-2-4	2.0	0	0.0	3-0	0	0	0	7	3.5
Nachbar	5-0	41	4-9	.444	1-3	.333	5-5	1.000	1-5-6	1.2	2	0.4	9-0	1	2	0	14	2.8
Padgett	4-0	14	2-5	.400	1-3	.333	0-0	—	1-2-3	0.8	0	0.0	1-0	1	1	1	5	1.3
M. Jackson	5-0	38	1-6	.167	0-3	.000	0-0	—	0-3-3	0.6	5	1.0	1-0	2	2	0	2	0.4
Piatkowski	1-0	4	0-1	.000	0-0	—	0-0	—	0-1-1	1.0	0	0.0	1-0	0	0	0	0	0.0
Wilks	2-0	5	0-0	—	0-0	—	0-0	—	0-0-0	0.0	1	0.5	0-0	0	1	0	0	0.0
ROCKETS	5	1225	159-372	.427	23-76	.303	82-114	.719	48-174-222	44.4	86	17.2	114-4	26	84	18	423	84.6
OPPONENTS	5	1225	169-394	.429	23-67	.343	89-140	.636	50-152-202	40.4	122	24.4	108-0	50	52	20	450	90.0

2005 (3-4)

Player	G-S	Min	FGM-A	Pct.	3PM-A	Pct.	FTM-A	Pct.	Rebounds					S	TO	B	TP	Avg.
									O-D-Tot	Avg.	A	Avg.	PF-D					
McGrady	7-7	301	78-171	.456	17-46	.370	42-51	.824	12-40-52	7.4	47	6.7	20-0	11	26	10	215	30.7
Yao	7-7	220	55-84	.655	0-0	—	40-55	.727	23-31-54	7.7	5	0.7	31-1	2	19	19	150	21.4
James	7-0	171	29-62	.468	0-9	.000	23-24	.958	2-11-13	1.9	16	2.3	17-0	6	10	2	81	11.6
Barry	7-0	183	21-48	.438	11-23	.478	7-8	.875	1-28-29	4.1	9	1.3	13-0	5	6	0	60	8.6
Wesley	7-7	280	19-54	.352	10-21	.476	9-13	.692	4-17-21	3.0	23	3.3	20-0	9	9	1	57	8.1
Sura	7-7	182	20-46	.435	7-13	.538	8-12	.667	6-21-27	3.9	14	2.0	15-0	7	11	0	55	7.9
Padgett	7-4	109	9-24	.375	5-12	.417	2-2	1.000	9-10-19	2.7	4	0.6	18-0	3	3	2	25	3.6
Mutombo	7-0	101	6-11	.545	0-0	—	10-13	.769	11-24-35	5.0	2	0.3	15-0	2	7	7	22	3.1
Bowen	7-3	125	8-25	.320	0-0	—	2-3	.667	7-7-14	2.0	6	0.9	23-2	6	6	0	18	2.6
Norris	2-0	7	0-1	.000	0-0	—	0-0	—	0-0-0	0.0	0	0.0	0-0	0	0	0	0	0.0
Weatherspoon	1-0	1	0-0	—	0-0	—	0-0	—	0-0-0	0.0	0	0.0	1-0	0	0	0	0	0.0
ROCKETS	7	1680	245-526	.466	50-124	.403	143-181	.790	75-189-264	37.7	126	18.0	173-3	51	100	41	683	97.6
OPPONENTS	7	1680	240-535	.449	53-122	.434	169-211	.801	94-195-289	41.3	120	17.1	160-5	49	93	34	702	100.3

2007 (3-4)

Player	G-S	Min	FGM-A	Pct.	3PM-A	Pct.	FTM-A	Pct.	Rebounds					S	TO	B	TP	Avg.
									O-D-Tot	Avg.	A	Avg.	PF-D					
McGrady	7-7	280	63-160	.394	9-36	.250	42-57	.737	5-36-41	5.9	51	7.3	12-0	5	21	6	177	25.3
Yao	7-7	260	55-125	.440	0-0	—	66-75	.880	23-49-72	10.3	6	0.9	27-0	1	33	5	176	25.1
Alston	7-7	309	25-74	.338	16-50	.320	10-13	.769	6-42-48	6.9	35	5.0	23-0	13	17	3	76	10.9
Battier	7-7	272	23-51	.451	19-43	.442	7-8	.875	3-15-18	2.6	15	2.1	20-0	12	8	7	72	10.3
Howard	7-0	157	14-35	.400	0-0	—	7-11	.636	10-21-31	4.4	7	1.0	10-0	5	4	0	35	5.0
Head	7-0	141	11-36	.306	6-23	.261	4-8	.500	2-17-19	2.7	8	1.1	16-1	3	7	2	32	4.6
Spanoulis	1-0	3	1-2	.500	0-0	—	2-2	1.000	0-1-1	1.0	1	1.0	0-0	0	0	0	4	4.0
Hayes	7-7	197	12-17	.706	0-1	.000	2-5	.400	14-31-45	6.4	3	0.4	22-0	9	7	3	26	3.7
Tsakalidis	1-0	3	0-0	—	0-0	—	2-2	1.000	1-3-4	4.0	0	0.0	0-0	0	0	0	2	2.0
Mutombo	7-0	40	3-3	1.000	0-0	—	3-3	1.000	5-6-11	1.6	1	0.1	5-0	0	3	3	9	1.3
Snyder	3-0	9	1-3	.333	0-2	.000	0-0	—	0-1-1	0.3	0	0.0	0-0	0	1	0	2	0.7
Lucas	2-0	8	0-1	.000	0-1	.000	0-0	—	0-0-0	0.0	0	0.0	0-0	1	2	0	0	0.0
ROCKETS	7	1680	208-507	.410	50-156	.321	145-184	.788	69-222-291	41.6	127	18.1	135-1	49	104	29	611	87.3
OPPONENTS	7	1680	249-561	.444	26-87	.299	109-146	.747	74-215-289	41.3	160	22.9	160-3	49	84	34	633	90.4

Year-by-Year Playoff Statistics

2008 (2-4)

Player	G-S	Min	FGM-A	Pct.	3PM-A	Pct.	FTM-A	Pct.	Rebounds									
									O-D-Tot	Avg.	A	Avg.	PF-D	S	TO	B	TP	Avg.
McGrady	6-6	247	62-146	.425	5-24	.208	33-53	.623	7-42-49	8.2	41	6.8	8-0	9	18	5	162	27.0
Alston	4-4	126	21-48	.438	11-25	.440	4-5	.800	2-4-6	1.5	18	4.5	7-0	4	6	0	57	14.3
Scola	6-6	220	30-67	.448	0-1	.000	24-35	.686	24-32-56	9.3	8	1.3	30-2	4	12	1	84	14.0
Battier	6-6	246	20-45	.444	12-25	.480	8-11	.727	7-16-23	3.8	3	0.5	19-0	6	8	5	60	10.0
Jackson	6-2	138	20-70	.286	5-24	.208	7-11	.636	2-8-10	1.7	9	1.5	11-0	5	4	0	52	8.7
Landry	6-0	106	11-26	.423	0-0	—	12-16	.750	15-13-28	4.7	0	0.0	8-0	7	2	3	34	5.7
Brooks	6-0	50	8-25	.320	0-0	.000	9-11	.818	0-6-6	1.0	3	0.5	11-0	0	3	0	25	4.2
Mutombo	6-6	123	8-13	.615	0-0	—	7-11	.636	10-29-39	6.5	2	0.3	10-0	1	1	11	23	3.8
Novak	3-0	21	3-4	.750	2-3	.667	0-0	—	1-1-2	0.7	0	0.0	2-0	0	0	1	8	2.7
Hayes	6-0	108	7-11	.636	0-2	.000	0-0	—	7-21-28	4.7	5	0.8	18-0	3	4	6	14	2.3
Woods	1-0	1	1-1	1.000	0-0	—	0-0	—	1-0-1	1.0	0	0.0	0-0	0	0	0	2	2.0
Harris	3-0	9	1-2	.500	0-0	—	1-2	.500	1-1-2	0.7	0	0.0	0-0	0	0	0	3	1.0
Head	5-0	44	1-4	.071	0-6	.000	2-2	1.000	1-1-2	0.4	4	0.8	3-0	2	4	1	4	0.8
ROCKETS	6	1440	193-472	.409	35-120	.292	107-157	.682	78-174-252	42.0	93	15.5	127-2	41	65	33	528	88.0
OPPONENTS	6	1440	203-454	.447	32-89	.360	105-152	.691	77-184-261	43.5	111	18.5	131-0	33	74	37	543	90.5

2009 (7-6)

Player	G-S	Min	FGM-A	Pct.	3PM-A	Pct.	FTM-A	Pct.	Rebounds									
									O-D-Tot	Avg.	A	Avg.	PF-D	S	TO	B	TP	Avg.
Yao	9-9	323	54-99	.545	0-0	—	46-51	.902	19-79-98	10.9	9	1.0	27-0	4	17	11	154	17.1
Brooks	13-13	444	77-170	.453	27-64	.422	37-46	.804	4-30-34	2.6	44	3.4	29-0	5	29	3	218	16.8
Artest	13-13	488	80-203	.394	23-83	.277	20-28	.714	12-44-56	4.3	54	4.2	27-0	14	32	3	203	15.6
Scola	13-13	424	77-156	.494	0-0	—	33-49	.673	28-81-109	8.4	23	1.8	45-0	7	22	3	187	14.4
Wafer	13-0	181	39-92	.424	9-22	.409	19-22	.864	0-12-12	0.9	9	0.7	11-0	2	11	1	106	8.2
Battier	13-13	496	33-81	.407	17-54	.315	22-23	.957	21-43-64	4.9	31	2.4	33-0	14	15	9	105	8.1
Landry	13-0	240	39-70	.557	0-2	.000	19-33	.576	16-35-51	3.9	3	0.2	27-0	4	14	5	97	7.5
Lowry	13-0	254	21-63	.333	4-16	.250	23-31	.742	8-30-38	2.9	32	2.5	23-0	12	17	1	69	5.3
Barry	4-0	35	5-10	.500	3-8	.375	0-0	—	0-4-4	1.0	3	0.8	3-0	2	4	0	13	3.3
Cook	6-0	32	4-15	.267	2-9	.222	0-0	—	3-9-12	2.0	3	0.5	4-0	2	4	1	10	1.7
Hayes	13-4	173	10-21	.476	0-2	.000	0-0	—	13-26-39	3.0	10	0.8	27-0	13	4	2	20	1.5
White	5-0	12	3-9	.333	1-2	.500	0-0	—	1-0-1	0.2	0	0.0	0-0	0	1	0	7	1.4
Mutombo	2-0	20	0-0	—	0-0	—	0-2	.000	1-8-9	4.5	0	0.0	5-0	1	0	2	0	0.0
ROCKETS	13	3120	442-989	.447	86-262	.328	219-285	.768	126-401-527	40.5	221	17.0	261-0	80	185	41	1189	91.5
OPPONENTS	13	3120	459-1020	.450	76-209	.364	214-288	.743	143-383-526	40.5	207	15.9	278-3	101	151	92	1208	92.9

2013 (2-4)

Player	G-S	Min	FGM-A	Pct.	3PM-A	Pct.	FTM-A	Pct.	Rebounds									
									O-D-Tot	Avg.	A	Avg.	PF-D	S	TO	B	TP	Avg.
Harden	6-6	243	45-115	.391	15-44	.341	53-66	.803	5-35-40	6.7	27	4.5	18-0	12	27	6	158	26.3
Parsons	6-6	238	42-93	.452	16-40	.400	9-14	.643	7-32-39	6.5	22	3.7	19-0	1	18	2	109	18.2
Asik	6-6	208	22-39	.564	0-0	—	30-47	.638	21-46-67	11.2	3	0.5	22-0	3	12	10	74	12.3
Beverley	6-5	200	28-65	.431	8-24	.333	7-7	1.000	11-22-33	5.5	17	2.8	24-0	7	6	4	71	11.8
Garcia	6-3	164	22-50	.440	17-37	.459	3-5	.600	3-17-20	3.3	9	1.5	21-0	4	4	5	64	10.7
Delfino	5-0	120	15-40	.375	11-31	.355	4-4	1.000	1-11-12	2.4	10	2.0	10-0	3	5	1	45	9.0
Brooks	6-0	67	13-34	.382	1-9	.111	3-5	.600	3-6-9	1.5	11	1.8	3-0	1	6	1	30	5.0
Motiejunas	1-0	5	2-2	1.000	0-0	—	1-1	1.000	1-0-1	1.0	0	0.0	0-0	0	0	0	5	5.0
Jones	2-0	35	4-10	.400	0-2	.000	0-3	.000	5-10-15	7.5	1	0.5	2-0	0	1	1	8	4.0
Lin	4-3	84	6-24	.250	2-12	.167	2-2	1.000	0-8-8	2.0	8	2.0	9-0	2	8	1	16	4.0
Smith	5-1	59	6-9	.667	0-0	—	6-12	.500	7-6-13	2.6	0	0.0	9-0	2	4	2	18	3.6
Anderson	2-0	18	1-5	.200	0-3	.000	0-0	—	1-3-4	2.0	0	0.0	2-0	0	0	0	2	1.0
ROCKETS	6	1440	206-486	.424	70-202	.347	118-166	.711	65-196-261	43.5	108	18.0	139-0	35	95	33	600	100.0
OPPONENTS	6	1440	223-496	.450	61-170	.359	128-151	.848	58-197-255	42.5	121	20.2	148-0	47	77	44	635	105.8

2014 (2-4)

Player	G-S	Min	FGM-A	Pct.	3PM-A	Pct.	FTM-A	Pct.	Rebounds									
									O-D-Tot	Avg.	A	Avg.	PF-D	S	TO	B	TP	Avg.
Harden	6-6263:28:00		50-133	0.376	16-54	.296	45-50	.900	5-23-28	4.7	35	5.8	21-1	12	21	1	161	26.8
Howard	6-6231:19:00		58-106	0.547	0-0	—	40-64	.625	27-55-82	13.7	11	1.8	25-1	4	19	17	156	26.0
Parsons	6-6250:19:00		46-105	0.438	13-36	.361	11-15	.733	6-35-41	6.8	14	2.3	19-1	4	5	2	116	19.3
Lin	6-0176:42:00		25-61	0.41	5-23	.217	13-16	.813	7-15-22	3.7	26	4.3	15-0	3	13	1	68	11.3
Beverley	6-6202:20:00		19-50	0.38	7-22	.318	7-10	.700	13-12-25	4.2	11	1.8	21-1	3	4	2	52	8.7
Daniels	4-067:38:00		9-17	0.529	8-15	.533	5-5	1.000	3-6-9	2.3	1	0.2	10-0	2	2	0	31	7.8
Jones	6-2138:04:00		20-39	0.513	0-1	.000	6-12	.500	17-20-37	6.2	8	1.3	13-0	5	2	3	46	7.7
Asik	6-4162:42:00		16-33	0.485	0-0	—	3-3	1.00	21-28-49	8.2	4	0.7	29-2	3	11	4	35	5.8
Garcia	2-0	22:26	2-6	0.333	0-3	.000	3-4	.750	1-1-2	1	0	0.0	3-0	0	0	0	7	3.5
ROCKETS	6	1440	245-550	.445	49-154	.318	133-179	.743	100-195-367	61.2	110	18.3	156-6	36	83	30	672	112.0
OPPONENTS	6	1440	239-527	.454	56-154	.364	136-169	.805	73-183-305	50.8	111	18.5	149-4	44	71	55	670	111.7

Year-by-Year Playoff Statistics

2015 (9-8)

Player	G-S	Min	FGM-A	Pct.	3PM-A	Pct.	FTM-A	Pct.	Rebounds		PF-D	S	TO	B	TP	Avg.		
									O-D-Tot	Avg.								
Harden	17-17	636	129-294	.439	41-107	.383	163-178	.916	12-85-97	5.7	128	7.5	49-0	28	77	7	462	27.2
Howard	17-17	574	105-182	.577	0-0	---	68-165	.412	62-176-238	14.0	20	1.2	60-1	23	37	39	278	16.4
Smith	17-8	396	85-194	.438	27-71	.380	32-74	.432	26-70-96	5.6	46	2.7	41-0	9	38	17	229	13.5
Ariza	17-17	655	75-176	.426	36-96	.375	38-42	.905	18-91-109	6.4	44	2.6	51-0	30	23	2	224	13.2
Brewer	17-0	428	72-167	.431	12-42	.286	35-55	.636	11-36-47	2.8	19	1.1	48-0	11	15	4	191	11.2
Jones	17-9	401	67-159	.421	3-19	.158	36-54	.667	29-52-81	4.8	17	1.0	31-0	8	16	12	173	10.2
Terry	17-17	487	57-134	.425	29-82	.354	13-16	.813	6-32-38	2.2	48	2.8	46-0	15	20	2	156	9.2
Capela	17-0	127	21-31	.677	0-0	---	15-29	.517	13-29-42	2.5	5	1.1	19-0	3	3	9	57	3.4
Prigioni	17-0	293	19-57	.333	12-41	.293	3-4	.750	6-13-19	1.1	39	2.3	40-0	15	12	0	53	3.1
Johnson	9-0	49	4-17	.235	1-7	.143	3-3	1.000	1-3-4	0.4	4	0.4	7-0	0	4	1	12	1.3
Papanikolaou	8-0	21	1-4	.250	0-3	.000	1-2	.500	0-2-2	0.3	0	0.0	4-0	0	5	0	3	0.4
Dorsey	6-0	13	0-2	.000	0-0	---	1-2	.500	1-3-4	0.7	2	0.3	2-0	0	1	0	1	0.2
TEAM	17	4080	635-1417	.448	161-468	.344	408-624	.654	185-592-777	45.7	372	21.9	398-1	142	263	93	1839	108.2
OPPONENTS	17	4080	699-1520	.460	164-487	.337	319-453	.704	204-592-796	46.8	409	24.1	463-5	147	245	92	1881	110.6

2016 (1-4)

Player	G-S	Min	FGM-A	Pct.	3PM-A	Pct.	FTM-A	Pct.	Rebounds		PF-D	S	TO	B	TP	Avg.		
									O-D-Tot	Avg.								
Harden	5-5	193	41-100	.410	13-42	.310	38-45	.844	7-19-26	5.2	38	7.6	13-0	12	26	1	133	26.6
Howard	5-5	180	26-48	.542	0-1	.000	14-38	.368	26-44-70	14.0	8	1.6	21-1	4	12	7	66	13.2
Beasley	5-0	80	22-46	.478	2-6	.333	6-7	.857	4-17-21	4.2	3	0.6	8-0	1	7	0	52	10.4
Motiejunas	5-4	98	16-37	.432	4-9	.444	8-17	.471	10-16-26	5.2	5	1.0	11-0	4	12	2	44	8.8
Terry	5-0	124	13-38	.342	6-19	.316	3-3	1.000	1-10-11	2.2	6	1.2	13-0	2	3	1	35	7.0
Ariza	5-5	181	13-51	.255	4-28	.143	3-4	.750	7-14-21	4.2	4	0.8	16-0	13	12	1	33	6.6
Beverley	5-5	129	10-37	.270	3-14	.214	6-6	1.000	4-18-22	4.4	11	2.2	17-0	2	4	2	29	5.8
Brewer	5-1	77	7-27	.259	1-10	.100	7-8	.875	3-4-7	1.4	8	1.6	13-0	0	6	1	22	4.4
Smith	4-0	38	6-13	.462	4-8	.500	0-2	.000	1-1-2	0.5	4	1.0	7-0	1	5	1	16	4.0
Goudelock	2-0	11	3-6	.500	0-1	.000	0-0	---	0-2-2	1.0	0	0.0	0-0	0	3	0	6	3.0
McDaniels	4-0	34	4-13	.308	1-3	.333	0-0	---	1-6-7	1.8	1	0.3	3-0	0	0	3	9	2.3
Capela	5-0	43	3-9	.333	0-0	---	2-5	.400	8-12-20	4.0	2	0.4	5-0	3	3	2	8	1.6
Harrell	2-0	12	1-3	.333	0-1	.000	1-2	.500	0-2-2	1.0	0	0.0	1-0	0	1	0	3	1.5
ROCKETS	5	1200	165-428	.386	38-142	.268	88-137	.642	72-165-237	43.6	90	28.8	128-1	42	95	21	456	91.2
OPPONENTS	5	1200	204-422	.483	58-144	.403	84-126	.667	49-169-218	47.4	144	18.0	111-1	46	71	27	550	110.0

Year-by-Year Playoff Statistics

271 Games — Overall Record: 130-141

Rockets

Year	G	FGM-A	Pct.	3FGM-A	Pct.	FTM-A	Pct.	Rebounds			AST	Avg.	PF-D	ST	TO	BL	TP	Avg.	
								Off	Def	Tot									
1969	6	247-511	.463	—	—	145-212	.684	—	—	296	49.3	113	18.8	154-1	—	—	—	637	106.2
1975	8	346-714	.485	—	—	176-220	.800	105	227	332	41.5	211	26.4	295-3	65	146	29	868	108.5
1977	12	549-1111	.494	—	—	209-283	.739	200	356	556	46.3	280	23.3	305-6	94	224	41	1307	108.9
1979	2	72-187	.385	—	—	53-66	.803	51	50	101	50.5	36	18.0	52-1	17	37	20	197	98.5
1980	7	288-608	.474	7-33	.212	132-164	.805	102	197	299	42.7	176	25.2	172-2	44	121	33	715	102.1
1981	21	819-1796	.456	8-32	.250	413-550	.751	309	547	856	40.8	474	22.6	466-4	174	296	113	2059	98.0
1982	3	107-271	.395	0-9	.000	47-61	.770	56	81	137	45.7	58	19.3	66-0	16	28	17	261	87.0
1985	5	214-495	.432	3-22	.136	89-157	.567	110	174	284	56.8	105	21.0	147-3	44	80	34	520	104.0
1986	20	894-1845	.485	13-50	.260	425-594	.715	337	609	946	47.3	568	28.5	462-6	172	303	149	2226	111.3
1987	10	411-833	.493	8-43	.186	267-346	.772	141	294	435	43.5	252	25.2	258-6	62	181	72	1097	109.7
1988	4	156-345	.452	9-25	.360	97-118	.822	64	112	176	44.0	79	19.8	90-1	32	59	17	418	104.5
1989	4	160-339	.472	11-29	.379	95-130	.731	51	106	157	39.3	97	24.3	100-1	37	66	21	426	106.5
1990	4	153-338	.453	11-40	.275	74-111	.667	61	95	156	39.0	91	22.8	87-0	36	58	26	391	97.8
1991	3	115-249	.462	12-39	.308	38-49	.776	36	86	122	40.7	73	24.3	72-0	21	47	13	280	93.3
1993	12	449-941	.477	64-171	.374	211-273	.773	136	362	498	41.5	298	24.8	237-3	101	212	86	1173	97.8
1994	23	838-1816	.461	149-410	.363	409-533	.767	232	720	952	41.4	570	24.8	496-5	168	331	143	2234	97.1
1995	22	849-1757	.483	189-483	.391	467-619	.754	211	649	860	39.1	555	25.2	545-6	168	264	128	2354	107.0
1996	8	291-659	.442	61-183	.333	139-189	.735	73	235	308	38.5	193	24.1	169-0	80	110	40	782	97.8
1997	16	565-1233	.458	142-392	.362	349-455	.767	196	468	664	41.5	370	23.1	352-4	123	243	70	1621	101.3
1998	5	145-377	.385	24-93	.258	109-149	.732	56	156	212	42.4	81	16.2	119-2	36	65	25	423	84.6
1999	4	135-325	.415	31-85	.365	87-114	.763	53	130	183	45.8	82	20.5	104-1	30	53	18	388	97.0
2004	5	159-372	.427	23-76	.303	82-114	.719	48	174	222	44.4	86	17.2	114-4	26	84	18	423	84.6
2005	7	245-526	.466	50-124	.403	143-181	.790	75	189	264	37.7	126	18.0	173-1	51	100	41	683	97.6
2007	7	208-507	.410	50-156	.321	145-184	.788	69	222	291	41.6	127	18.1	135-1	49	104	29	611	87.3
2008	6	193-472	.409	35-120	.292	107-157	.682	78	174	252	42.0	93	15.5	127-2	41	65	33	528	88.0
2009	13	442-989	.447	86-262	.328	219-285	.768	126	401	527	40.5	221	17.0	261-0	80	185	41	1189	91.5
2013	6	206-486	.424	70-202	.347	118-166	.711	65	196	261	43.5	108	18.0	139-0	35	95	33	600	100.0
2014	6	245-550	.445	49-154	.318	133-179	.743	100	195	295	49.2	110	18.3	156-6	36	83	30	672	112.0
2015	17	635-1417	.448	161-468	.344	408-624	.654	185	592	777	45.7	372	21.9	398-1	142	263	93	1839	108.2
2016	5	165-428	.386	38-142	.268	88-137	.642	72	165	237	47.4	90	18.0	128-1	42	95	21	456	91.2
Totals	271	10301-22517	.457	1304-3843	.339	5474-7420	.738	3398	7962	11656	43.0	6095	22.5	6686-75	2022	3998	1434	26922	102.1

Opponents

Year	G	FGM-A	Pct.	3FGM-A	Pct.	FTM-A	Pct.	Rebounds			AST	Avg.	PF-D	ST	TO	BL	TP	Avg.	
								Off	Def	Tot									
1969	6	254-585	.434	—	—	144-223	.646	—	—	323	53.8	112	18.7	162-1	—	—	—	652	108.7
1975	8	346-713	.485	—	—	171-208	.822	111	237	348	43.5	208	26.0	193-4	62	147	24	863	107.9
1977	12	536-1086	.494	—	—	233-338	.699	161	334	495	41.3	279	23.3	281-4	82	207	59	1305	108.8
1979	2	83-182	.456	—	—	43-59	.729	40	67	107	53.5	55	27.5	58-2	14	32	15	209	104.5
1980	7	305-613	.498	8-33	.242	145-178	.815	94	190	284	40.6	183	26.1	169-1	60	96	28	763	109.0
1981	21	835-1743	.479	9-54	.167	389-534	.728	293	616	909	43.3	508	24.2	490-9	148	341	117	2068	98.5
1982	3	113-263	.430	1-4	.250	49-68	.721	55	96	151	50.3	80	26.7	66-1	17	32	5	276	92.0
1985	5	80-418	.431	8-28	.286	153-188	.814	66	169	235	47.0	116	23.2	126-0	36	96	43	521	104.2
1986	20	842-1808	.466	38-124	.306	427-545	.783	301	571	872	43.6	534	26.7	480-3	175	329	101	2149	107.4
1987	10	414-915	.452	20-65	.308	233-307	.759	161	274	435	43.5	252	25.2	278-5	99	141	44	1081	108.1
1988	4	168-337	.499	6-23	.261	86-112	.768	56	115	171	42.8	99	24.8	92-1	36	62	24	428	107.0
1989	4	163-345	.472	9-38	.237	90-119	.756	62	116	178	44.5	98	24.5	105-1	35	66	35	425	106.3
1990	4	165-303	.545	12-37	.324	80-105	.762	38	115	153	38.3	105	26.3	80-0	33	66	27	422	105.5
1991	3	111-230	.483	12-35	.343	63-80	.788	28	82	110	36.7	72	24.0	55-0	22	42	19	297	99.0
1993	12	460-1047	.439	41-108	.380	194-278	.698	193	318	511	42.6	277	23.1	248-4	128	160	49	1155	96.3
1994	23	815-1932	.422	111-334	.332	421-566	.744	335	678	1013	44.0	510	22.2	488-3	176	281	112	2162	94.0
1995	22	836-1789	.467	136-388	.351	485-653	.743	277	686	963	43.8	506	23.0	524-4	153	302	87	2293	104.2
1996	8	302-649	.465	73-181	.403	144-194	.742	87	274	361	45.1	195	24.4	166-2	64	127	39	821	102.6
1997	16	584-1304	.448	92-256	.359	332-409	.812	212	433	645	40.3	358	22.4	378-6	141	198	67	1592	99.5
1998	5	168-368	.457	17-45	.378	104-150	.693	48	171	219	43.8	106	21.2	119-0	39	68	29	457	91.4
1999	4	151-322	.469	25-66	.379	70-110	.636	44	119	163	40.8	93	23.3	87-1	20	52	34	397	99.3
2004	5	169-394	.429	23-67	.343	89-140	.636	50	152	202	40.4	122	24.4	108-0	50	52	20	450	90.0
2005	7	240-535	.449	53-122	.434	169-211	.801	94	195	289	41.3	120	17.1	160-5	49	93	34	702	100.3
2007	7	249-561	.444	26-87	.299	109-146	.747	74	215	289	41.3	160	22.9	160-3	49	84	34	633	90.4
2008	6	203-454	.447	32-89	.360	105-152	.691	77	184	261	43.5	111	18.5	131-0	33	74	37	543	90.5
2009	13	459-1020	.450	76-209	.364	214-288	.743	143	383	526	40.5	207	15.9	278-3	101	151	92	1208	92.9
2013	6	223-496	.450	61-170	.359	128-151	.848	58	197	255	42.5	121	20.2	148-0	47	77	44	635	105.8
2014	6	239-527	.454	56-154	.364	136-169	.805	73	183	256	42.7	111	18.5	149-4	44	71	55	670	111.7
2015	17	699-1520	.460	164-487	.337	319-453	.704	204	592	796	46.8	409	24.1	463-5	147	245	92	1881	110.0
2016	5	204-422	.483	58-144	.403	84-126	.667	49	169	218	43.6	144	28.8	111-1	46	71	27	550	110.6
Totals	266	10212-22459	.455	1109-3104	.357	5325-7134	.746	3435	7762	11520	43.3	6107	23.0	6242-72	2060	3692	1368	27058	101.7

Rockets All-Time Playoff Leaders

(Current Rockets Players Bolded)

Scoring Average (min. 20 games)

Player	G	Points	Avg.
1. Tracy McGrady	20	554	27.7
2. James Harden	34	914	26.9
3. Hakeem Olajuwon	140	3,727	26.6
4. Moses Malone	45	1,089	24.2
5. Yao Ming	28	555	19.8
6. Ralph Sampson	35	691	19.7
7. Clyde Drexler	51	948	18.6
8. Calvin Murphy	51	945	18.5
9. Dwight Howard	28	500	17.9
10. Charles Barkley	24	416	17.3

FT Percentage (min. 20 made)

Player	FTM	FTA	Pct.
1. Mike James	23	24	.958
2. Eddie Johnson	30	32	.938
3. Calvin Murphy	165	177	.932
4. Trevor Ariza	41	46	.891
5. James Harden	299	339	.882
6. Shane Battier	37	42	.881
7. Patrick Beverley	20	23	.870
8. Allen Leavell	113	131	.863
9. Mike Dunleavy	43	50	.860
10. Kenny Smith	127	150	.847

FG Percentage (min. 50 made)

Player	FGM	FGA	Pct.
1. Otis Thorpe	257	429	.599
2. Dwight Howard	189	336	.563
3. Rodney McCray	196	368	.533
4. Hakeem Olajuwon	1,492	2,825	.528
5. Carl Landry	50	96	.521
6. Yao Ming	195	376	.519
7. Ralph Sampson	274	547	.501
8. Mike Newlin	135	270	.500
9. Mitchell Wiggins	105	212	.495
10. Rudy Tomjanovich	213	436	.489

3-Point Percentage (min. 20 made)

Player	3PM	3PA	Pct.
1. Matt Bullard	23	51	.451
2. Kenny Smith	117	261	.448
3. Shane Battier	48	122	.393
4. Josh Smith	31	79	.392
5. Mario Elie	74	190	.389
6. Robert Horry	108	282	.383
7. Chandler Parsons	29	76	.382
8. Matt Maloney	48	128	.375
9. Sam Cassell	49	134	.366
10. Rafter Alston	27	75	.360

Games

1. Hakeem Olajuwon	140
2. Mario Elie	74
3. Robert Reid	72
4. Kenny Smith	68
5. Robert Horry	65
6. Allen Leavell	63
7. Sam Cassell	52
8. Clyde Drexler	51
Calvin Murphy	51
10. Otis Thorpe	46

Rebounds

1. Hakeem Olajuwon	1,602
2. Moses Malone	697
3. Robert Horry	415
4. Otis Thorpe	409
5. Dwight Howard	390
6. Ralph Sampson	386
7. Robert Reid	383
8. Clyde Drexler	332
9. Charles Barkley	268
10. Yao Ming	261

Blocks

1. Hakeem Olajuwon	468
2. Moses Malone	81
3. Robert Horry	75
4. Dwight Howard	63
5. Ralph Sampson	55
6. Yao Ming	42
7. Robert Reid	41
8. Rodney McCray	32
Billy Paultz	32
10. Clyde Drexler	29

Minutes

1. Hakeem Olajuwon	5,663
2. Robert Reid	2,699
3. Robert Horry	2,301
4. Kenny Smith	2,043
5. Mario Elie	1,981
6. Moses Malone	1,962
7. Clyde Drexler	1,946
8. Otis Thorpe	1,705
9. Calvin Murphy	1,660
10. Rodney McCray	1,611

Steals

1. Hakeem Olajuwon	238
2. Robert Horry	106
3. Robert Reid	105
4. Clyde Drexler	88
5. Calvin Murphy	79
6. James Harden	64
7. Allen Leavell	57
8. Kenny Smith	54
9. Mario Elie	52
10. Sam Cassell	48

FG Made

1. Hakeem Olajuwon	1,492
2. Robert Reid	427
3. Moses Malone	409
4. Calvin Murphy	388
5. Clyde Drexler	330
6. Robert Horry	275
7. Ralph Sampson	274
8. Kenny Smith	268
9. James Harden	265
10. Otis Thorpe	257

Points

1. Hakeem Olajuwon	3,727
2. Moses Malone	1,089
3. Robert Reid	1,019
4. Clyde Drexler	948
5. Calvin Murphy	945
6. James Harden	914
7. Robert Horry	785
8. Kenny Smith	780
9. Ralph Sampson	691
10. Mario Elie	630

Assists

1. Hakeem Olajuwon	456
2. Robert Reid	333
3. Kenny Smith	305
4. Clyde Drexler	251
5. James Harden	228
7. Robert Horry	220
7. Sam Cassell	216
8. Calvin Murphy	213
9. Allen Leavell	203
10. Rodney McCray	201

FG Attempted

1. Hakeem Olajuwon	2,825
2. Robert Reid	974
3. Moses Malone	840
4. Calvin Murphy	817
5. Clyde Drexler	749
6. James Harden	642
7. Robert Horry	627
8. Kenny Smith	586
9. Vernon Maxwell	575
10. Ralph Sampson	547

Rockets All-Time Playoff Leaders

3-Pointers Made

1. Kenny Smith	117
2. Robert Horry	108
3. James Harden	85
4. Clyde Drexler	82
5. Mario Elie	74
6. Vernon Maxwell	73
7. Sam Cassell	49
8. Shane Battier	48
Matt Maloney	48
10. Trevor Ariza	40

Free Throws Made

1. Hakeem Olajuwon	739
2. James Harden	299
3. Moses Malone	271
4. Clyde Drexler	206
5. Calvin Murphy	165
Yao Ming	165
7. Sam Cassell	158
8. Robert Reid	157
9. Mario Elie	144
10. Ralph Sampson	140

3-Pointers Attempted

1. Robert Horry	282
2. Clyde Drexler	261
Kenny Smith	261
4. James Harden	247
5. Vernon Maxwell	239
6. Mario Elie	190
7. Sam Cassell	134
8. Matt Maloney	128
9. Trevor Ariza	124
9. Shane Battier	122

Free Throws Attempted

1. Hakeem Olajuwon	1,028
2. Moses Malone	375
3. James Harden	339
-4. Clyde Drexler	265
5. Dwight Howard	229
6. Robert Reid	217
7. Ralph Sampson	198
Yao Ming	198
9. Sam Cassell	188
10. Charles Barkley	185

Best Playoff Series

(Current Rockets Players Bolded)

Scoring

Player	Series	G	Points	Avg.
Hakeem Olajuwon	Dallas, 1988	4	150	37.5
Hakeem Olajuwon	San Antonio, 1995	6	212	35.3
Hakeem Olajuwon	Utah, 1995	5	175	35.0
Hakeem Olajuwon	Portland, 1994	4	136	34.0
Hakeem Olajuwon	Orlando, 1995	4	131	32.8
Moses Malone	L.A. Lakers, 1981	3	94	31.6
Hakeem Olajuwon	L.A. Lakers, 1986	5	155	31.0
Hakeem Olajuwon	Seattle, 1987	6	183	30.5
Tracy McGrady	Dallas, 2005	7	215	30.7
Hakeem Olajuwon	L.A. Clippers, 1993	5	146	29.2

Field Goal Percentage (min. 10 made)

Player	Series	G	FGM-A	Pct.
Chuck Hayes	Utah, 2007	7	12-17	.706
Otis Thorpe	Seattle, 1993	5	44-67	.657
Yao Ming	Dallas, 2005	7	55-84	.655
Mark Bryant	L.A. Lakers, 1996	4	13-20	.650
Mario Elie	Orlando, 1995	4	24-37	.649
Otis Thorpe	Seattle, 1989	4	24-37	.649

Free Throw Percentage (min 15 made)

Player	Series	G	FTM-A	Pct.
Calvin Murphy	San Antonio, 1981	7	23-23	1.000
Kenny Smith	Utah, 1995	5	18-18	1.000
James Harden	Dallas, 2015	5	50-52	.962
Mike James	Dallas, 2005	7	23-24	.958
Calvin Murphy	L.A. Lakers, 1981	3	19-20	.950

Rebounds

Player	Series	G	Reb.	Avg.
Moses Malone	Atlanta, 1979	2	41	20.5
Moses Malone	San Antonio, 1980	3	53	17.7
Moses Malone	Philadelphia, 1977	6	103	17.2
Hakeem Olajuwon	Dallas, 1988	4	67	16.8
Moses Malone	Washington, 1977	6	100	16.7

Assists

Player	Series	G	Ast.	Avg.
Sleepy Floyd	L.A. Lakers, 1990	4	41	10.3
Allen Leavell	Portland, 1987	4	39	9.8
Tom Henderson	San Antonio, 1980	3	28	9.3
Robert Reid	Boston, 1986	6	52	8.7
Rodney McCray	L.A. Lakers, 1986	5	41	8.2

Playoff 40-Point Club

(Current Rockets Players Bolded)

Rockets

Player	Date	Opponent	TP
Hakeem Olajuwon	May 14, 1987	at Seattle (2OT)	49
Hakeem Olajuwon	May 1, 1994	vs. Portland	46
James Harden	May 25, 2015	vs. Golden State	45
Hakeem Olajuwon	April 27, 1995	at Utah	45
Hakeem Olajuwon	May 26, 1995	vs. San Antonio	43
James Harden	April 24, 2015	at Dallas	42
Calvin Murphy	April 17, 1981	at San Antonio	42
Moses Malone	April 26, 1981	vs. Kansas City	42
Sleepy Floyd	April 30, 1988	at Dallas	42
Hakeem Olajuwon	May 30, 1995	at San Antonio	42
Moses Malone	April 10, 1981	vs. San Antonio	41
Hakeem Olajuwon	April 30, 1988	at Dallas	41
Hakeem Olajuwon	May 25, 1994	vs. Utah	41
Clyde Drexler	May 5, 1995	vs. Utah	41
Hakeem Olajuwon	May 24, 1995	at San Antonio	41
Calvin Murphy	April 29, 1977	vs. Washington	40
Hakeem Olajuwon	May 16, 1986	vs. L.A. Lakers	40
Hakeem Olajuwon	May 5, 1988	vs. Dallas	40
Hakeem Olajuwon	May 5, 1995	vs. Utah	40
Tracy McGrady	May 2, 2008	at Utah	40

Opponents

Player	Date	Opponent	TP
Kevin Johnson	May 20, 1995	at Phoenix	46
LaMarcus Aldridge	April 20, 2014	vs. Portland (OT)	46
George Gervin	April 4, 1980	at San Antonio	44
LaMarcus Aldridge	April 23, 2014	vs. Portland	43
Kevin Johnson	May 14, 1995	vs. Phoenix	43
Alex English	May 8, 1986	at Denver (2OT)	42
Brandon Roy	April 21, 2009	at Portland	42
Carlos Boozer	April 23, 2007	vs. Utah	41
Kevin Durant	April 27, 2013	vs. Oklahoma City	41
Stephen Curry	May 25, 2015	vs. Golden State	40
Kobe Bryant	May 6, 2009	at L.A. Lakers	40

Playoff Statistical Achievements

30 Points/20 Rebounds Club

Player	Opponent	Date	Pts.	Reb.
Elvin Hayes	vs. Atlanta	April 4, 1969	30	20
Moses Malone	vs. Washington	April 21, 1977	31	26
Moses Malone	vs. Philadelphia	May 11, 1977	30	25
Moses Malone	vs. San Antonio	April 6, 1980	37	20
Moses Malone	at L.A. Lakers	April 1, 1981	38	23
Moses Malone	vs. Kansas City	April 26, 1981	42	23
Hakeem Olajuwon	at Seattle (2OT)	May 14, 1987	49	25
Hakeem Olajuwon	at Dallas	April 30, 1988	41	26
Hakeem Olajuwon	vs. L.A. Clippers	May 8, 1993	31	21
Charles Barkley	vs. L.A. Lakers	May 13, 1999	30	23

30-30 Club

(Two Rockets scoring 30 points or more in the same game)

Player	Pts.	Player	Pts.	Opponent	Date
Calvin Murphy	35	Mike Newlin	31	vs. Boston	April 22, 1975
Moses Malone	37	Calvin Murphy	33	vs. San Antonio	April 6, 1980
Calvin Murphy	36	Moses Malone	34	at San Antonio	April 14, 1981
Hakeem Olajuwon	36	Ralph Sampson	33	vs. Denver	May 6, 1986
Sleepy Floyd	42	Hakeem Olajuwon	41	at Dallas	April 30, 1988
Kenny Smith	32	Clyde Drexler	30	at Utah	April 29, 1995
Clyde Drexler	41	Hakeem Olajuwon	40	vs. Utah	May 5, 1995
Hakeem Olajuwon	33	Clyde Drexler	31	at Utah	May 7, 1995
Hakeem Olajuwon	42	Sam Cassell	30	at San Antonio	May 30, 1995
Hakeem Olajuwon	34	Sam Cassell	31	at Orlando	June 9, 1995
Scottie Pippen	37	Charles Barkley	30	vs. L.A. Lakers	May 13, 1999

Triple-Double Club

Rockets: Ralph Sampson vs. Denver (May 6, 1986) 33 pts., 17 rebs., 10 asts.
 Rodney McCray vs. Seattle (May 12, 1987) 24 pts., 10 rebs., 11 asts.
 Hakeem Olajuwon vs. L.A. Lakers (April 29, 1990) 11 pts., 11 rebs., 10 blks.
 Steve Francis vs. L.A. Lakers (April 19, 2004) 18 pts., 10 rebs., 12 asts.
 James Harden vs. L.A. Clippers (May 12, 2015) 26 pts., 11 rebs., 10 ast.

Opponents: Larry Bird (Boston) June 1, 1986; 25 pts., 15 rebs., 11 asts.
 Larry Bird (Boston) June 8, 1986; 29 pts., 11 rebs., 12 asts.
 Earvin Johnson (L.A. Lakers) May 18, 1986; 20 pts., 12 rebs., 11 asts.
 Blake Griffin (L.A. Clippers) May 4, 2015; 26 pts., 14 rebs., 13 asts.

Rockets Playoff Team Records

Most Points Scored

Game:	141	at San Antonio	4/6/80
Half:	83	vs. San Antonio, 2nd	4/6/80
Quarter:	45	vs. San Antonio, 3rd	4/6/80
	45	vs. Golden State; 1st	5/25/15

Fewest Points Scored

Game:	67	at Utah	4/26/07
Half:	25	at Utah, 2nd	4/26/07
Quarter:	8	vs. Phoenix, 4th	5/11/94

Largest Victory Margin

Game:	33	vs. Phoenix	5/13/95
	(118-85)		

Most Field Goals Made

Game:	58	vs. Washington	4/21/77
	58	vs. San Antonio	4/6/80

Fewest Field Goals Made

Game:	21	at Utah	4/26/07
-------	----	---------	---------

Most Field Goals Attempted

Game:	114	vs. Washington	4/21/77
-------	-----	----------------	---------

Fewest Field Goals Attempted

Game:	64	at Utah	4/26/07
-------	----	---------	---------

Highest Field Goal Percentage

Game:	.627	vs. L.A. Clippers	4/29/93
	(47-75)		

Lowest Field Goal Percentage

Game:	.304	vs. Boston	5/9/81
	(24-79)		

Most 3-Point Field Goals Made

Game:	19	at Utah	4/29/95
-------	----	---------	---------

Most 3-Point Field Goals Attempted

Game:	37	vs. Oklahoma City	4/27/13
-------	----	-------------------	---------

Highest 3-Point Field Goal Percentage

Game:	.679	at Utah	4/29/95
	(19-28)		

Most Free Throws Made

Game:	42	vs. L.A. Clippers	5/6/15
-------	----	-------------------	--------

Fewest Free Throws Made

Game:	3	vs. Washington	4/19/77
-------	---	----------------	---------

Most Free Throws Attempted

Game:	64	vs. L.A. Clippers	5/6/15
-------	----	-------------------	--------

Fewest Free Throws Attempted

Game:	6	vs. Washington	4/19/77
-------	---	----------------	---------

Highest Free Throw Percentage

Game:	.955	vs. L.A. Lakers	4/5/81
	(21-22)		

Lowest Free Throw Percentage

Game:	.462	at Seattle	5/4/96
	(6-13)		

Most Rebounds

Game:	66	vs. Denver	5/6/86
-------	----	------------	--------



Most Offensive Rebounds

Game:	28	vs. Philadelphia	4/11/77
	28	vs. Boston	5/10/81

Most Defensive Rebounds

Game:	45	at L.A. Clippers	5/14/15
-------	----	------------------	---------

Most Assists

Game:	39	at L.A. Lakers	5/13/86
-------	----	----------------	---------

Fewest Assists

Game:	10	vs. Boston	5/9/81
	10	at Utah	5/2/08

Most Steals

Game:	17	at Kansas City	4/21/81
-------	----	----------------	---------

Most Blocked Shots

Game:	14	vs. L.A. Clippers	4/29/93
-------	----	-------------------	---------

Most Turnovers

Game:	25	at Portland	4/26/87
	25	vs. L.A. Clippers	5/8/93

Fewest Turnovers

Game:	5	vs. L.A. Lakers	4/30/96
-------	---	-----------------	---------

Opponents Playoff Team Records

Most Points Scored

Game:	138	vs. Boston	4/14/80
Half:	75	at Phoenix, 1st	5/9/95
Quarter:	43	at Dallas, 4th	4/28/88
	43	at Phoenix, 2nd	5/9/95
	43	at L.A. Clippers, 3rd	5/10/15

Fewest Points Scored

Game:	69	vs. Utah	4/29/08
Half:	31	at Utah, 1st	5/29/94
Quarter:	9	at L.A. Lakers, 3rd	4/17/04

Largest Victory Margin

Game:	40	at Dallas	5/7/05
	(116-76)		
	40	at L.A. Lakers	5/12/09
	(118-78)		

Most Field Goals Made

Game:	54	at Boston	4/24/75
	54	at Philadelphia	5/5/77

Fewest Field Goals Made

Game:	24	at Dallas	4/23/05
--------------	----	-----------	---------

Most Field Goals Attempted

Game:	109	at Denver	5/8/86
--------------	-----	-----------	--------

Fewest Field Goals Attempted

Game:	64	at Kansas City	4/21/81
--------------	----	----------------	---------

Highest Field Goal Percentage

Game:	.633	vs. Boston	5/14/81
	(50-79)		

Lowest Field Goal Percentage

Game:	.329	at L.A. Lakers	4/17/04
	(25-76)		

Most 3-Point Field Goals Made

Game:	21	vs. Golden State	4/18/16
--------------	----	------------------	---------

Most 3-Point Field Goals Attempted

Game:	46	vs. Golden State	5/25/15
--------------	----	------------------	---------

Most Free Throws Made

Game:	39	at Utah	4/24/85
--------------	----	---------	---------

Fewest Free Throws Made

Game:	5	vs. L.A. Clippers	5/8/93
--------------	---	-------------------	--------

Most Free Throws Attempted

Game:	63	at L.A. Clippers	5/10/15
--------------	----	------------------	---------

Fewest Free Throws Attempted

Game:	8	vs. L.A. Clippers	5/8/93
--------------	---	-------------------	--------

Highest Free Throw Percentage

Game:	1.000	vs. Portland	4/26/09
	(17-17)		
	1.000	vs. Oklahoma City	5/3/13
	(16-16)		

Lowest Free Throw Percentage

Game:	.464	vs. Atlanta	4/1/69
	(13-28)		



Most Rebounds

Game:	66	at Phoenix	5/16/95
--------------	----	------------	---------

Most Offensive Rebounds

Game:	27	vs. Utah	4/28/85
	27	vs. Sacramento	4/17/86

Most Defensive Rebounds

Game:	44	at Phoenix	5/16/95
--------------	----	------------	---------

Most Assists

Game:	39	vs. L.A. Lakers	5/16/86
--------------	----	-----------------	---------

Most Steals

Game:	16	at Portland	4/26/87
--------------	----	-------------	---------

Most Blocked Shots

Game:	14	at San Antonio	4/8/81
	14	vs. Portland	4/30/14

Most Turnovers

Game:	26	at New York	4/10/75
	26	at Kansas City	4/21/81

Fewest Turnovers

Game:	5	vs. Minnesota	4/24/97
	5	vs. L.A. Lakers	4/23/04
	5	at Utah	5/2/08

Rockets Playoff Individual Records

Points

Game:	49	Hakeem Olajuwon	at Seattle (2OT)	5/14/87
Half:	31	Vernon Maxwell	at Phoenix, 2nd	5/13/94
Quarter:	18	Hakeem Olajuwon	vs. Utah, 1st	5/5/95

Note: Twice in Houston Rockets history, two players have scored 40 or more points in the same playoff game ... Eric Floyd (42) and Hakeem Olajuwon (41) accomplished this feat at Dallas (4/30/88) ... Clyde Drexler (41) and Olajuwon (40) also did this vs. Utah (5/5/95) ... these were the second and third times in NBA Playoff history that two teammates scored 40 or more points in the same game ... Elgin Baylor (45) and Jerry West (41) did it with Los Angeles at Detroit (3/19/62) in Game Four of the Western Semifinals (Pistons won, 118-117).

Most Field Goals Made

Game:	20	Hakeem Olajuwon	at Utah	4/27/95
--------------	----	-----------------	---------	---------

Most Field Goals Attempted

Game:	35	James Harden	at Portland	4/25/14
--------------	----	--------------	-------------	---------

Highest Field Goal Percentage

Game:	1.000 (9-9)	Yao Ming	at Portland	4/18/09
	.929 (13-14)	Yao Ming	at Dallas	4/25/05

Most 3-Point Field Goals Made

Game:	8	Matt Maloney	at Seattle	5/11/97
Consecutive:	7	James Harden	at Oklahoma City	5/1/13

Most 3-Point Field Goals Attempted

Game:	14	James Harden	vs. Portland (OT)	4/20/14
--------------	----	--------------	-------------------	---------

Most Free Throws Made

Game:	18	Moses Malone	at San Antonio	4/14/81
	18	Hakeem Olajuwon	vs. L.A. Clippers	5/1/93

Most Free Throws Attempted

Game:	21	Dwight Howard	vs. L.A. Clippers	5/6/15
--------------	----	---------------	-------------------	--------

Highest Free Throw Percentage

Game:	1.000 (15*)	James Harden	vs. L.A. Clippers	5/6/15
--------------	----------------	--------------	-------------------	--------

*Most attempts no misses

Most Rebounds

Game:	26	Moses Malone	vs. Washington	4/21/77
	26	Hakeem Olajuwon	at Dallas	4/30/88
	26	Dwight Howard	at Dallas	4/24/15

Most Offensive Rebounds

Game:	15	Moses Malone	vs. Washington	4/21/77
--------------	----	--------------	----------------	---------

Most Defensive Rebounds

Game:	19	Jim Jackson	vs. L.A. Lakers	4/25/04
	19	Hakeem Olajuwon	at Dallas	4/30/88

Most Assists

Game:	18	Sleepy Floyd	vs. L.A. Lakers	5/1/90
--------------	----	--------------	-----------------	--------

Most Steals

Game:	7	Robert Horry	at Orlando	6/9/95
	7	James Harden	vs. Golden State	4/24/16

Most Blocked Shots

Game:	10	Hakeem Olajuwon	at L.A. Lakers	4/29/90
--------------	----	-----------------	----------------	---------

Most Turnovers

Game:	12	James Harden	at Golden State	5/27/15
--------------	----	--------------	-----------------	---------

Opponents Playoff Individual Records

Points

Game:	46	Kevin Johnson	at Phoenix	5/20/95
	46	LaMarcus Aldridge	vs. Portland (OT)	4/20/14
Half:	32	Mark Aguirre	vs. Dallas, 2nd	5/5/88
Quarter:	27	Mark Aguirre	vs. Dallas, 3rd	5/5/88

Most Field Goals Made

Game:	19	George Gervin	at San Antonio	4/4/80
-------	----	---------------	----------------	--------

Most Field Goals Attempted

Game:	31	3x: LaMarcus Aldridge	vs. Portland (OT)	4/20/14
-------	----	-----------------------	-------------------	---------

Highest Field Goal Percentage

Game:	.900 (9-10)	Nate Archibald	vs. Boston	4/13/80
-------	----------------	----------------	------------	---------

Most 3-Point Field Goals Made

Game:	7	Stephen Curry	vs. Golden State	5/23/15
	7	Klay Thompson	vs. Golden State	4/24/16
	7	Klay Thompson	at Golden State	4/27/16

Most 3-Point Field Goals Attempted

Game:	13	Stephen Curry	vs. Golden State	5/25/15
	13	Klay Thompson	vs. Golden State	5/25/15

Most Free Throws Made

Game:	21	Kevin Johnson	at Phoenix	5/20/95
-------	----	---------------	------------	---------

Most Free Throws Attempted

Game:	34	DeAndre Jordan	at L.A. Clippers	5/10/15
-------	----	----------------	------------------	---------

Highest Free Throw Percentage

Game:	1.000 (13-13)	George Gervin	vs. San Antonio	4/6/80
	1.000 (13-13)	Adrian Dantley	vs. Utah	4/28/85
	1.000 (13-13)	Brandon Roy	vs. Portland	4/26/09

Most Rebounds

Game:	24	Dave Cowens	vs. Boston	4/22/75
-------	----	-------------	------------	---------

Most Offensive Rebounds

Game:	12	Dennis Rodman	vs. San Antonio	5/28/95
	12	Dean Garrett	at Minnesota	4/29/97

Most Defensive Rebounds

Game:	20	Dave Cowens	vs. Boston	4/22/75
-------	----	-------------	------------	---------

Most Assists

Game:	21	Earvin Johnson	at L.A. Lakers	4/27/91
-------	----	----------------	----------------	---------

Most Steals

Game:	6	5x: last Jamal Crawford	at L.A. Clippers	5/8/15
-------	---	-------------------------	------------------	--------

Most Blocked Shots

Game:	10	Mark Eaton	at Utah	4/26/85
-------	----	------------	---------	---------

Most Turnovers

Game:	8	Kevin Johnson	vs. Phoenix	5/8/94
-------	---	---------------	-------------	--------

Team Playoff Series Records

	3-Game Series	4-Game Series	5-Game Series	6-Game Series	7-Game Series
Field Goals Made	139 vs. San Antonio, 1980	173 vs. Portland, 1987	218 vs. Boston, 1975	292 vs. Denver, 1986	300 vs. San Antonio, 1981
Field Goals Attempted	285 vs. L.A. Lakers, 1981	345 vs. Dallas, 1988	496 vs. Utah, 1985	592 vs. Denver, 1986	596 vs. Phoenix, 1994
FT Made	68 vs. Minnesota, 1997	102 vs. Portland, 1987	125 vs. Utah, 1995 vs. Dallas 2015	165 vs. Seattle, 1987	175 vs. L.A. Clippers 2015
FT Attempted	90 vs. Minnesota, 1997 vs. Sacramento, 1986	130 vs. Seattle, 1989	184 vs. Dallas 2015	218 vs. Seattle, 1987	275 vs. L.A. Clippers 2015
Highest FT Pct.	.814 vs. New York, 1975	.882 vs. Boston, 1980	.798 vs. Utah, 1994	.785 vs. Utah, 1997	.794 vs. Seattle, 1993
Lowest FT Pct.	.678 vs. Sacramento, 1986	.667 vs. L.A. Lakers, 1990	.567 vs. Utah, 1985	.665 vs. Denver, 1986	.636 vs. L.A. Clippers 2015
Most 3-Pt. FG Made	35 vs. Minnesota, 1997	43 vs. Seattle, 1996	47 vs. Utah, 1995	70 vs. Oklahoma City, 2013	73 vs. L.A. Clippers 2015
Most 3-Pt. FG Attempted	81 vs. Minnesota, 1997	118 vs. Seattle, 1996	142 vs. Golden State 2016	202 vs. Oklahoma City, 2013	211 vs. L.A. Clippers 2015
Highest 3-Pt. FG Pct.	.432 vs. Minnesota, 1997	.437 vs. Portland, 1994	.475 vs. Utah, 1995	.371 vs. Portland, 2009	.403 vs. Dallas, 2005
Rebounds	148 vs. L.A. Lakers, 1981	183 vs. L.A. Lakers, 1999	284 vs. Utah, 1985	367 vs. Portland, 2014	337 vs. L.A. Clippers 2015
Assists	87 vs. Minnesota, 1997	118 vs. Portland, 1987	147 vs. L.A. Lakers, 1986	180 vs. Denver, 1986	209 vs. Phoenix, 1994
Steals	33 vs. Sacramento, 1986	43 vs. L.A. Lakers, 1996	52 vs. Kansas City, 1981	54 vs. Boston, 1986	63 vs. Seattle, 1997
Blocks	23 vs. Sacramento, 1986	31 vs. Portland, 1987	44 vs. L.A. Clippers, 1993	50 vs. Denver, 1986	49 vs. Phoenix, 1994
Most Points — Team	337 vs. San Antonio, 1980	456 vs. Orlando, 1995	571 vs. Dallas 2015	728 vs. Denver, 1986	768 vs. San Antonio, 1981
Fewest Points — Team	261 vs. Seattle, 1982	378 vs. Boston, 1980	423 vs. L.A. Lakers, 2004 vs. Utah, 1998	520 vs. Boston, 1981	603 vs. New York, 1994

Opponents



National Basketball Association

NATIONAL BASKETBALL ASSOCIATION NBA ENTERTAINMENT WOMEN'S NATIONAL BASKETBALL ASSOCIATION

NEW YORK

Olympic Tower
645 Fifth Avenue
New York, NY 10022
Telephone: (212) 407-8000
Fax: (212) 832-3861

NEW JERSEY

100 Plaza Drive
Secaucus, NJ 07094
Telephone: (201) 865-1500
Fax: (201) 974-5973

INTERNATIONAL NBA OFFICES

EUROPE

Headquarters - NBA EMEA

Endeavour House
189 Shaftesbury Avenue
London, United Kingdom WC2H 8JR
Telephone: +44-20-7420-8900

SPAIN

Pqe. Empresarial "La Finca"
Edif. 17A, 1a
28223 Pozuelo de Alarcon, Madrid, Spain
Telephone: +34-911-517-101
Fax: +34-911-517-120

AFRICA

6th Floor GreenPark Corner, Cnr West Road South and
Lower Road
Morningside 2196
Johannesburg, South Africa
Telephone: +27-100-072-668

INDIA

Tower 1, 10th Floor
Indiabulls Finance Center
Senapati Bapat Marg Mumbai
Maharashtra 400013
Telephone: +91-22-6124-6100

LATIN AMERICA

BRAZIL

Av Borges de Medeiros, 633
Sala 301 - Leblon
Rio de Janeiro, RJ, Brazil 22430-041
Telephone: +55-21-3206-6400
Fax: +55-21-2586-6001

MEXICO

Av Santa Fe 94, Torre A Piso 8, Colonia Zedec Santa Fe
Mexico DF Mexico 01210
Telephone: +52-55-88511159
Fax: +52-55-88511111

CANADA

50 Bay Street
Suite 1402
Toronto, Ontario
Canada M5J 3A5
Telephone: (416) 682-2000
Fax: (416) 364-0205

ASIA/PACIFIC

HONG KONG

Room 3101, Lee Gardens One
33 Hysan Avenue
Causeway Bay, Hong Kong
Telephone: +852-2843-9600
Fax: +852-2536-4808

TAIWAN

Suite 1303, No. 88, Section 2
Chung Hsiao East Road
Taipei, Taiwan ROC 100
Telephone: +886-2-2397-8000
Fax: +886-2-2358-1098

PHILIPPINES

9/F Regus Office, Net Park
5th Avenue Fort Bonifacio Global City
Taguig, Philippines
Telephone: +63-2-795-2446

CHINA—BEIJING

19th Floor, Office Tower 2, China Central Place
No. 79 Jianguo Road, Chaoyang District
Beijing, China 100025
Telephone: +86-10-5200-8200
Fax: +86-10-5200-8202

CHINA—SHANGHAI

Unit 2703-2708, 27F, Tower 2 Plaza 66
1366 Nanjing West Road, Jing An District
Shanghai, China 200040
Telephone: +86-21-6137-2200
Fax: +86-21-6288-9920

Atlanta Hawks



SEASON SERIES

	2015-16	All-Time	Playoffs
Overall	0-2	74-74	0-0
Home	0-1	54-21	0-0
Away	0-1	20-53	0-0
Neutral	0-0	0-0	0-0

2016-17 Season Series vs. Hawks

Saturday, Nov. 5 at Atlanta, 6:30 p.m.
Thursday, Feb. 2 at Houston 7 p.m.

Series Information

Current Streak: Lost 5
Current Home Streak: Lost 2
Current Road Streak: Lost 3
Longest Winning Streak: 6 (Dec. 21, 1974-Dec. 19, 1975)
Longest Losing Streak: 6 (Mar. 7, 1981-Nov. 26, 1984)
Biggest Winning Margin: 31 (133-102; Dec. 23, 1970)
Biggest Losing Margin: 42 (129-87; Nov. 30, 1967)
Most Points Scored: 133 (Nov. 15, 1969)
Most Points Allowed: 155 (Feb. 11, 1970)
Fewest Points Scored: 74 (Feb. 21, 1997)
Fewest Points Allowed: 68 (Dec. 29, 2006)

Season-by-Season Results

1967-68: 1-7	1983-84: 1-1	1999-00: 1-1	2015-16: 0-2
1968-69: 4-3	1984-85: 2-0	2000-01: 2-0	
1969-70: 2-4	1985-86: 1-1	2001-02: 1-1	
1970-71: 3-2	1986-87: 1-1	2002-03: 1-1	
1971-72: 4-1	1987-88: 1-1	2003-04: 2-0	
1972-73: 4-4	1988-89: 1-1	2004-05: 1-1	
1973-74: 2-5	1989-90: 0-2	2005-06: 1-1	
1974-75: 5-2	1990-91: 1-1	2006-07: 1-1	
1975-76: 5-2	1991-92: 0-2	2007-08: 2-0	
1976-77: 3-1	1992-93: 1-1	2008-09: 1-1	
1977-78: 1-3	1993-94: 1-1	2009-10: 0-2	
1978-79: 1-3	1994-95: 2-0	2010-11: 2-0	
1979-80: 4-2	1995-96: 1-1	2011-12: 1-0	
1980-81: 1-1	1996-97: 1-1	2012-13: 2-0	
1981-82: 0-2	1997-98: 1-1	2013-14: 1-1	
1982-83: 0-2	1998-99: 0-1	2014-15: 0-2	

2015-16 Rockets vs. Hawks Game-by-Game Results

DATE	GAME	FG-A	PCT	3FG-A	PCT	FT-A	PCT	OR-DR-REB	AST	PF	ST	TO	BS	PTS
12/29	@ HOUSTON	39-72	.542	11-20	.550	26-39	.667	7-29-46	23	21	6	20	4	115
18.211	Atlanta	43-99	.434	14-41	.341	21-25	.840	17-28-45	27	24	10	12	7	121
3/19	HOUSTON	33-84	.393	5-23	.217	26-31	.839	15-36-51	15	17	11	17	3	97
18.067	@ Atlanta	44-88	.500	14-38	.368	7-12	.583	9-31-40	32	20	12	16	6	109

2015-16 Rockets vs. Hawks

PLAYER	G-GS	MIN	FIELD GOALS		3-POINT FG		FT-FTA	PCT	REBOUNDS			AST	PF-DQ	STL	TO	BLK	PTS	AVG
			FG-FGA	PCT	FG-FGA	PCT			OFF	DEF	TOT							
Beasley	1-0	28	12-18	.667	0-0	---	6-6	1.000	2	7	9	0	3-0	0	5	0	30	30.0
Harden	2-2	76	13-33	.394	6-11	.545	19-20	.950	1	15	16	16	5-0	2	10	1	51	25.5
Howard	2-2	74	12-19	.632	0-0	---	14-25	.560	5	28	33	3	6-0	5	7	2	38	19.0
Lawson	1-0	26	6-9	.667	2-3	.667	0-0	---	0	1	1	4	1-0	1	0	0	14	14.0
Capela	2-1	39	8-14	.571	0-0	---	6-11	.545	6	9	15	2	4-0	2	2	1	22	11.0
Motiejunas	2-1	49	6-13	.462	2-5	.400	5-6	.833	4	9	13	3	5-0	2	2	1	19	9.5
Ariza	2-2	73	6-23	.261	3-11	.273	2-2	1.000	0	4	4	1	2-0	4	4	1	17	8.5
Beverley	2-2	59	6-15	.400	1-6	.167	0-0	---	2	1	3	6	5-0	0	2	0	13	6.5
Terry	2-0	24	2-5	.400	2-4	.500	0-0	---	0	0	0	2	1-0	1	0	0	6	3.0
Harrrell	1-0	2	1-1	1.000	0-0	---	0-0	---	0	0	0	0	0-0	0	0	0	2	2.0
Brewer	2-0	30	0-5	.000	0-3	.000	0-0	---	1	0	1	1	6-0	0	4	1	0	0.0
McDaniels	1-0	2	0-1	.000	0-0	---	0-0	---	1	1	2	0	0-0	0	0	0	0	0.0
ROCKETS	2	480	72-156	.462	16-43	.372	52-70	.743	22	75	97	38	38-0	17	37	7	212	106.0

2015-16 Hawks vs. Rockets

PLAYER	G-GS	MIN	FIELD GOALS		3-POINT FG		FT-FTA	PCT	REBOUNDS			AST	PF-DQ	STL	TO	BLK	PTS	AVG
			FG-FGA	PCT	FG-FGA	PCT			OFF	DEF	TOT							
Horford	2-2	69	21-34	.618	7-12	.583	3-4	.750	8	15	23	3	4-0	2	2	3	52	26.0
Hardaway	1-0	20	7-11	.636	5-7	.714	1-1	1.000	0	3	3	0	1-0	2	0	0	20	20.0
Millsap	2-2	69	14-31	.452	1-6	.167	4-6	.667	10	13	23	10	7-0	1	5	7	33	16.5
Bazemore	2-2	51	9-18	.500	5-11	.455	7-8	.875	0	5	5	6	8-0	3	4	0	30	15.0
Schroder	1-0	22	5-9	.556	2-3	.667	2-2	1.000	0	1	1	4	3-0	1	6	0	14	14.0
Teague	2-2	58	10-25	.400	2-6	.333	5-7	.714	0	4	4	15	2-0	3	5	1	27	13.5
Humphries	1-0	14	3-4	.750	0-0	---	0-1	.000	1	2	3	2	3-0	0	0	1	6	6.0
Korver	2-2	67	4-20	.200	3-17	.176	2-2	1.000	1	4	5	7	6-0	0	2	1	13	6.5
Tavares	1-0	10	3-5	.600	0-0	---	0-0	---	3	3	6	0	1-0	1	2	0	6	6.0
Scott	2-0	31	4-9	.444	2-6	.333	1-2	.500	1	5	6	3	4-0	4	0	0	11	5.5
Mack	1-0	14	2-9	.222	0-5	.000	1-1	1.000	0	0	0	3	1-0	0	1	0	5	5.0
Sefolosha	2-0	43	4-9	.444	1-5	.200	1-2	.500	2	3	5	5	2-0	5	1	0	10	5.0
Patterson	1-0	9	1-2	.500	0-0	---	1-1	1.000	0	1	1	1	2-0	0	0	0	3	3.0
Hinrich	1-0	1	0-1	.000	0-1	.000	0-0	---	0	0	0	0	0-0	0	0	0	0	0.0
Muscala	1-0	1	0-0	---	0-0	---	0-0	---	0	0	0	0	0-0	0	0	0	0	0.0
HAWKS	2	480	87-187	.465	28-79	.354	28-37	.757	26	59	85	59	44-0	22	28	13	230	115.0

Boston Celtics



SEASON SERIES

	2015-16	All-Time	Playoffs
Overall	1-1	49-88	5-16
Home	0-1	29-38	4-6
Away	1-0	19-43	1-10
Neutral	0-0	1-7	0-0

2016-17 Season Series vs. Celtics

Monday, Dec. 5 at Houston, 7 p.m.

Wednesday, Jan. 25 at Boston, 6:30 p.m.

Series Information

Current Streak: Won 1

Current Home Streak: Lost 1

Current Road Streak: Won 3

Longest Winning Streak: 5 (Feb. 20, 2001-Feb. 24, 2003)

Longest Losing Streak: 10 (Nov. 21, 1967-Jan. 2, 1969)

Biggest Winning Margin: 35 (119-84; Feb. 18, 1993)

Biggest Losing Margin: 39 (142-103; Nov. 10, 1971)

Most Points Scored: 137 (Feb. 14, 1989)

Most Points Allowed: 147 (Feb. 25, 1970)

Fewest Points Scored: 72 (Feb. 26, 2007)

Fewest Points Allowed: 73 (Dec. 6, 2005)

Season-by-Season Results

1967-68:	0-7	1983-84:	1-1	2000-01:	1-1
1968-69:	2-4	1984-85:	0-2	2001-02:	2-0
1969-70:	2-4	1985-86:	0-2	2002-03:	2-0
1970-71:	2-3	1986-87:	0-2	2003-04:	1-1
1971-72:	0-5	1987-88:	1-1	2004-05:	1-1
1972-73:	1-5	1988-89:	1-1	2005-06:	1-1
1973-74:	2-4	1989-90:	0-2	2006-07:	1-1
1974-75:	0-4	1990-91:	0-2	2007-08:	0-2
1975-76:	1-4	1991-92:	1-1	2008-09:	1-1
1976-77:	2-2	1992-93:	1-1	2009-10:	1-1
1977-78:	2-2	1993-94:	1-1	2010-11:	2-0
1978-79:	3-1	1994-95:	1-1	2011-12:	0-1
1979-80:	0-6	1995-96:	1-1	2012-13:	1-1
1980-81:	0-2	1996-97:	2-0	2013-14:	2-0
1981-82:	1-1	1997-98:	1-1	2014-15:	2-0
1982-83:	0-2	1999-00:	1-1	2015-16:	1-1

2015-16 Rockets vs. Celtics Game-by-Game Results

DATE	GAME	FG-A	PCT	3FG-A	PCT	FT-A	PCT	OR-DR-REB	AST	PF	ST	TO	BS	PTS
11/16	@ HOUSTON	36-85	.424	11-32	.344	12-23	.522	14-32-46	23	20	10	22	6	95
17.005	Boston	44-93	.473	11-36	.306	12-17	.706	16-33-49	27	22	16	20	3	111
3/11	HOUSTON	40-88	.455	5-26	.192	17-25	.680	15-35-50	19	21	8	18	3	102
18.624	@ Boston	34-91	.374	8-31	.258	22-28	.786	14-31-45	24	17	14	15	3	98

2015-16 Rockets vs. Celtics

PLAYER	G-GS	MIN	FIELD GOALS		3-POINT FG		FT-FTA	PCT	REBOUNDS			AST	PF-DQ	STL	TO	BLK	PTS	AVG
			FG-FGA	PCT	FG-FGA	PCT			OFF	DEF	TOT							
Harden	2-2	66	13-29	.448	5-13	.385	17-19	.895	0	4	4	7	8-0	1	10	1	48	24.0
Beasley	1-0	15	9-19	.474	0-0	---	0-0	---	5	3	8	0	3-0	1	1	0	18	18.0
Jones	1-1	28	7-14	.500	0-1	.000	1-4	.250	3	5	8	4	2-0	1	1	0	15	15.0
Ariza	2-2	69	11-27	.407	6-15	.400	1-1	1.000	2	15	17	4	4-0	5	4	1	29	14.5
Brewer	2-0	47	8-21	.381	2-10	.200	3-5	.600	0	3	3	3	6-0	5	3	0	21	10.5
Howard	2-2	64	8-13	.615	0-0	---	1-4	.250	6	18	24	5	6-0	1	5	2	17	8.5
Beverley	1-1	39	2-8	.250	1-6	.167	3-4	.750	4	8	12	4	3-0	1	4	0	8	8.0
Thornton	1-0	12	3-8	.375	2-4	.500	0-0	---	0	0	0	1	1-0	1	0	0	8	8.0
Lawson	1-1	27	3-5	.600	0-1	.000	1-2	.500	1	1	2	5	0-0	1	4	0	7	7.0
Capela	2-0	29	5-9	.556	0-0	---	1-6	.167	5	3	8	1	2-0	1	0	3	11	5.5
Harrell	1-0	12	2-3	.667	0-0	---	0-0	---	0	2	2	0	1-0	0	2	0	4	4.0
Terry	2-0	39	2-7	.286	0-4	.000	1-1	1.000	0	1	1	4	3-0	0	4	1	5	2.5
McDaniels	2-0	23	2-7	.286	0-2	.000	2-2	.000	2	1	3	3	2-0	0	1	1	4	2.0
Motiejunas	1-1	10	1-3	.333	0-2	.000	0-0	---	1	3	4	1	0-0	0	0	0	2	2.0
ROCKETS	2	480	76-173	.439	16-58	.276	29-48	.604	29	67	96	42	41-0	18	40	9	197	98.5

2015-16 Celtics vs. Rockets

PLAYER	G-GS	MIN	FIELD GOALS		3-POINT FG		FT-FTA	PCT	REBOUNDS			AST	PF-DQ	STL	TO	BLK	PTS	AVG
			FG-FGA	PCT	FG-FGA	PCT			OFF	DEF	TOT							
Thomas	2-2	62	19-33	.576	9-16	.563	6-7	.857	1	4	5	8	3-0	3	7	0	53	26.5
Bradley	2-1	59	15-31	.484	5-15	.333	2-4	.500	1	3	4	4	6-0	3	4	0	37	18.5
Sullinger	2-2	57	13-27	.481	2-3	.667	5-7	.714	10	8	18	7	3-0	4	0	3	33	16.5
Crowder	2-2	49	8-18	.444	1-9	.111	3-3	1.000	2	5	7	1	3-0	3	2	1	20	10.0
Olynyk	1-0	23	3-11	.273	1-6	.167	1-2	.500	3	3	6	2	2-0	1	3	1	8	8.0
Zeller	2-0	28	5-12	.417	0-0	---	6-7	.857	1	4	5	2	5-0	1	3	0	16	8.0
Turner	2-0	48	3-11	.273	0-3	.000	6-7	.857	0	12	12	11	4-0	5	4	0	12	6.0
Smart	2-1	59	3-19	.158	0-10	.000	5-8	.625	2	11	13	6	5-0	6	6	0	11	5.5
Jerebko	2-0	25	4-6	.667	0-0	---	0-0	---	2	4	6	2	3-0	0	2	0	8	4.0
Johnson	2-2	36	3-7	.429	0-0	---	0-0	---	3	5	8	4	2-0	3	0	1	6	3.0
Rozier	2-0	16	2-6	.333	1-3	.333	0-0	---	3	4	7	4	0-0	0	2	0	5	2.5
Hunter	1-0	11	0-2	.000	0-2	.000	0-0	---	0	0	0	0	1-0	1	0	0	0	0.0
Lee	1-0	5	0-1	.000	0-0	---	0-0	---	2	1	3	0	2-0	0	0	0	0	0.0
Mickey	1-0	2	0-0	---	0-0	---	0-0	---	0	0	0	0	0-0	0	0	0	0	0.0
CELTICS	2	480	78-184	.424	19-67	.284	34-45	.756	30	64	94	51	39-0	30	35	6	209	104.5

Brooklyn Nets



SEASON SERIES

	2015-16	All-Time	Playoffs
Overall	0-2	58-30	0-0
Home	0-1	32-11	0-0
Away	0-1	26-19	0-0
Neutral	0-0	0-0	0-0

2016-17 Season Series vs. Nets

Monday, Dec. 12 at Houston, 7 p.m.

Sunday, Jan. 15 at Brooklyn, 5 p.m.

Series Information

Current Streak: Lost 2

Current Home Streak: Lost 1

Current Road Streak: Lost 1

Longest Winning Streak: 14 (Dec. 27, 2006-Nov. 29, 2013)

Longest Losing Streak: 4 (Mar. 2, 1983-Jan. 13, 1985)

Biggest Winning Margin: 52 (139-87; Oct. 18, 1978)

Biggest Losing Margin: 39 (124-85; Mar. 2, 1983)

Most Points Scored: 139 (Oct. 18, 1978)

Most Points Allowed: 126 (2x: last Feb. 18, 1979)

Fewest Points Scored: 77 (2x: last Mar. 13, 2006)

Fewest Points Allowed: 69 (Nov. 15, 2004)

Season-by-Season Results

1976-77:	2-2	1992-93:	1-1	2008-09:	2-0
1977-78:	2-2	1993-94:	2-0	2009-10:	2-0
1978-79:	3-1	1994-95:	2-0	2010-11:	2-0
1979-80:	3-3	1995-96:	2-0	2011-12:	1-0
1980-81:	2-0	1996-97:	2-0	2012-13:	2-0
1981-82:	1-1	1997-98:	1-1	2013-14:	1-1
1982-83:	1-1	1998-99:	1-0	2014-15:	2-0
1983-84:	0-2	1999-00:	1-1	2015-16:	0-2
1984-85:	1-1	2000-01:	1-1		
1985-86:	1-1	2001-02:	0-2		
1986-87:	1-1	2002-03:	1-1		
1987-88:	1-1	2003-04:	1-1		
1988-89:	2-0	2004-05:	2-0		
1989-90:	1-1	2005-06:	1-1		
1990-91:	2-0	2006-07:	2-0		
1991-92:	1-1	2007-08:	2-0		

2015-16 Rockets vs. Nets Game-by-Game Results

DATE	GAME	FG-A	PCT	3FG-A	PCT	FT-A	PCT	OR-DR-REB	AST	PF	ST	TO	BS	PTS
11/11	@ HOUSTON	42-98	.429	8-34	.235	6-12	.500	13-32-45	25	14	9	7	9	98
18,155	Brooklyn	42-98	.429	8-17	.471	14-17	.824	20-40-60	25	13	5	11	11	106
12/8	HOUSTON	39-82	.476	15-35	.429	12-17	.706	10-26-36	26	15	20	24	3	105
13,319	@ Brooklyn	45-81	.556	7-18	.389	13-16	.813	12-30-42	27	17	14	24	7	110

2015-16 Rockets vs. Nets

PLAYER	G-GS	MIN	FIELD GOALS			3-POINT FG			REBOUNDS			AST	PF-DQ	STL	TO	BLK	PTS	AVG
			FG-FGA	PCT	FG-FGA	PCT	FT-FTA	PCT	OFF	DEF	TOT							
Thornton	2-1	61	21-33	.636	8-17	.471	3-3	1.000	1	8	9	10	2-0	7	1	1	53	26.5
Harden	2-2	74	10-31	.323	4-15	.267	9-11	.818	0	12	12	15	4-0	4	11	0	33	16.5
Howard	2-2	66	14-21	.667	0-0	---	2-6	.333	9	17	26	1	1-0	2	5	7	30	13.0
Brewer	2-0	50	11-22	.500	4-9	.444	0-0	---	3	1	4	2	3-0	3	4	0	26	13.0
Capela	2-1	38	7-13	.538	0-0	---	0-2	.000	4	7	11	0	4-0	0	4	2	14	7.0
Ariza	2-2	36	6-17	.353	1-7	.143	0-1	.000	0	2	2	2	2-0	2	0	0	13	6.5
Beverley	2-1	37	5-15	.333	3-11	.273	0-0	---	0	3	3	5	7-0	5	2	1	13	6.5
Lawson	2-1	57	3-14	.214	0-2	.000	2-2	1.000	3	1	4	10	1-0	3	1	1	8	4.0
Terry	2-0	23	2-6	.333	2-5	.400	2-2	1.000	1	1	2	1	1-0	2	0	0	8	4.0
Jones	2-0	32	2-8	.250	1-3	.333	0-2	.000	2	5	7	4	4-0	1	0	0	5	2.5
Motiejunas	1-0	7	0-0	---	0-0	---	0-0	---	0	1	1	1	0-0	0	2	0	0	0.0
ROCKETS	2	480	81-180	.450	23-69	.333	18-29	.621	23	58	81	51	29-0	29	31	12	203	101.5

2015-16 Nets vs. Rockets

PLAYER	G-GS	MIN	FIELD GOALS			3-POINT FG			REBOUNDS			AST	PF-DQ	STL	TO	BLK	PTS	AVG
			FG-FGA	PCT	FG-FGA	PCT	FT-FTA	PCT	OFF	DEF	TOT							
Bogdanovic	2-1	72	18-36	.500	5-12	.417	0-2	.000	4	10	14	4	1-0	2	1	0	41	20.5
Johnson	2-2	81	13-28	.464	3-7	.429	9-10	.900	4	8	12	18	5-0	3	2	0	38	19.0
Lopez	2-2	74	15-31	.484	0-0	---	8-9	.889	9	11	20	0	4-0	2	7	10	38	19.0
Young	2-2	56	15-21	.714	0-0	---	3-5	.600	4	12	16	6	5-0	3	7	3	33	16.5
Jack	2-2	65	7-18	.389	1-4	.250	2-2	1.000	1	10	11	15	5-0	4	6	0	17	8.5
Larkin	2-0	38	6-11	.545	3-3	1.000	2-2	1.000	1	7	8	5	0-0	2	5	0	17	8.5
Bargnani	1-0	17	3-8	.375	0-1	.000	2-2	1.000	1	1	2	1	2-0	0	1	1	8	8.0
Ellington	2-0	35	5-16	.313	2-6	.333	0-0	---	2	2	4	1	1-0	1	1	0	12	6.0
Robinson	2-0	23	4-6	.667	0-0	---	1-1	1.000	4	6	10	0	5-0	1	2	3	9	4.5
Brown	1-0	6	1-2	.500	1-2	.500	0-0	---	0	1	1	1	1-0	0	0	0	3	3.0
Hollis-Jefferson	1-1	12	0-2	.000	0-0	---	0-0	---	2	2	4	1	1-0	1	3	1	0	0.0
NETS	2	480	87-179	.486	15-35	.429	27-33	.818	32	70	102	52	30-0	19	35	18	216	108.0

Charlotte Hornets



SEASON SERIES

	2015-16	All-Time	Playoffs
Overall	1-1	39-14	0-0
Home	1-0	22-4	0-0
Away	0-1	17-10	0-0
Neutral	0-0	0-0	0-0

2016-17 Season Series vs. Hornets

Tuesday, Jan. 10 at Houston, 7 p.m.
Thursday, Feb. 9 at Charlotte, 6 p.m.

Series Information

Current Streak: Lost 1
Current Home Streak: Won 11
Current Road Streak: Lost 1
Longest Winning Streak: 10 (Mar. 16, 2011-Dec. 21, 2015)
Longest Losing Streak: 4 (Jan. 21, 1997-Jan. 22, 1998)
Biggest Winning Margin: 30 (92-62; Dec. 8, 2006)
Biggest Losing Margin: 19 (2x: 101-120; Dec. 29, 1997)
Most Points Scored: 121 (Dec. 7, 1993)
Most Points Allowed: 120 (Dec. 29, 1997)
Fewest Points Scored: 72 (Feb. 1, 2002)
Fewest Points Allowed: 62 (Dec. 8, 2006)

Season-by-Season Results

1989-90: 2-0 2008-09: 2-0
1990-91: 2-0 2009-10: 1-1
1991-92: 2-0 2010-11: 1-1
1992-93: 2-0 2011-12: 2-0
1993-94: 1-1 2012-13: 2-0
1994-95: 2-0 2013-14: 2-0
1995-96: 2-0 2014-15: 2-0
1996-97: 0-2 2015-16: 1-1
1997-98: 0-2
1999-00: 1-1
2000-01: 2-0
2001-02: 1-1
2004-05: 0-2
2005-06: 1-1
2006-07: 2-0
2007-08: 2-0

2015-16 Rockets vs. Hornets Game-by-Game Results

DATE	GAME	FG-A	PCT	3FG-A	PCT	FT-A	PCT	OR-DR-REB	AST	PF	ST	TO	BS	PTS
12/21	@ HOUSTON	33-71	.465	7-28	.250	29-41	.707	9-40-49	18	33	3	20	4	102
18.236	Charlotte	29-83	.349	12-41	.293	25-31	.806	9-26-35	20	27	8	12	3	95
3/12	HOUSTON	43-93	.462	5-26	.192	18-28	.643	14-26-40	21	20	8	9	5	109
19.303	@ Charlotte	48-88	.545	15-31	.484	14-16	.875	10-34-44	28	25	6	12	5	125

2015-16 Rockets vs. Hornets

PLAYER	G-GS	MIN	FIELD GOALS			3-POINT FG			FT-FTA	PCT	REBOUNDS			AST	PF-DQ	STL	TO	BLK	PTS	AVG
			FG-FGA	PCT	FG-FGA	PCT	OFF	DEF			TOT									
Harden	2-2	69	11-30	.367	2-12	.167	24-28	.857	2	6	8	17	7-0	2	5	1	48	24.0		
Jones	1-0	24	7-11	.636	0-1	.000	3-5	.600	2	4	6	0	2-0	0	0	2	17	17.0		
Beasley	1-0	15	6-9	.667	0-1	.000	3-3	1.000	1	1	2	0	0-0	0	2	1	15	15.0		
Thornton	1-0	14	4-7	.571	2-4	.500	3-4	.750	0	1	1	1	2-0	1	2	0	13	13.0		
Howard	2-2	61	12-15	.800	0-0	---	1-5	.200	5	17	22	4	8-1	0	9	1	25	12.5		
Brewer	2-0	47	9-18	.500	1-6	.167	2-4	.500	0	6	6	3	4-0	2	1	1	21	10.5		
Ariza	2-2	62	6-19	.316	2-11	.182	0-0	---	1	7	8	1	4-0	3	4	0	14	7.0		
Terry	2-0	41	5-13	.385	2-6	.333	1-1	1.000	2	3	5	4	7-0	2	1	0	13	6.5		
Capela	2-1	34	5-10	.500	0-0	---	2-7	.286	5	7	12	1	5-0	0	1	1	12	6.0		
Beverley	2-2	57	3-14	.214	2-7	.286	3-6	.500	2	7	9	2	10-0	0	2	2	11	5.5		
Harrell	1-0	12	2-3	.667	0-0	---	1-2	.500	0	1	1	1	1-0	0	0	0	5	5.0		
McDaniels	1-0	14	1-3	.333	1-2	.500	2-2	1.000	1	2	3	1	2-0	0	0	0	5	5.0		
Motiejunas	2-1	28	4-10	.400	0-3	.000	2-2	1.000	2	4	6	4	1-0	0	1	0	10	5.0		
Goudelock	1-0	5	1-2	.500	0-1	.000	0-0	---	0	0	0	0	0-0	1	0	0	2	2.0		
ROCKETS	2	480	76-164	.463	12-54	.222	47-69	.681	23	66	89	39	53-1	11	29	9	211	105.5		

2015-16 Hornets vs. Rockets

PLAYER	G-GS	MIN	FIELD GOALS			3-POINT FG			FT-FTA	PCT	REBOUNDS			AST	PF-DQ	STL	TO	BLK	PTS	AVG
			FG-FGA	PCT	FG-FGA	PCT	OFF	DEF			TOT									
Walker	2-2	74	14-26	.538	6-13	.462	6-6	1.000	1	9	10	12	7-0	0	6	0	40	20.0		
M. Williams	2-2	53	11-25	.440	5-10	.500	10-10	1.000	5	5	10	0	5-0	2	1	1	37	18.5		
Lin	2-0	47	8-15	.533	2-5	.400	11-15	.733	2	3	5	9	10-0	1	1	0	29	14.5		
Lee	1-1	26	5-9	.556	2-4	.500	0-0	---	0	2	2	1	0-0	0	0	0	12	12.0		
Batum	2-2	67	8-21	.381	2-7	.286	5-6	.833	0	13	13	11	3-0	2	3	1	23	11.5		
Jefferson	1-0	30	5-11	.455	0-0	---	0-0	---	2	8	10	3	5-0	0	1	2	10	10.0		
Kaminsky	2-0	43	6-14	.429	3-10	.300	2-3	.667	1	6	7	1	4-0	0	3	1	17	8.5		
Zeller	2-2	42	8-13	.615	0-0	---	1-2	.500	4	7	11	3	9-1	2	3	0	17	8.5		
Hairston	1-1	20	2-12	.167	2-9	.222	1-2	.500	0	2	0	0	3-0	1	0	0	7	7.0		
Lamb	2-0	27	4-10	.400	1-5	.200	3-3	1.000	1	2	3	3	1-0	1	1	1	12	6.0		
Daniels	2-0	15	3-6	.500	3-5	.600	0-0	---	1	1	2	1	1-0	1	1	0	9	4.5		
Hawes	1-0	21	1-5	.200	1-2	.500	0-0	---	0	1	1	2	3-0	3	1	1	3	3.0		
Hansbrough	1-0	3	1-1	1.000	0-0	---	0-0	---	0	1	1	0	0-0	0	0	0	2	2.0		
Roberts	1-0	6	1-2	.500	0-1	.000	0-0	---	0	1	1	1	0-0	1	1	0	2	2.0		
Gutierrez	1-0	3	0-0	---	0-0	---	0-0	---	0	1	1	1	0-0	0	0	0	0	0.0		
Harrison	1-0	3	0-1	.000	0-1	.000	0-0	---	0	0	0	0	1-0	0	0	0	0	0.0		
HORNETS	2	480	77-171	.450	27-72	.375	39-47	.830	19	60	79	48	52-1	14	24	8	220	110.0		

Chicago Bulls



SEASON SERIES

	2015-16	All-Time	Playoffs
Overall	0-2	64-68	0-0
Home	0-1	41-21	0-0
Away	0-1	22-43	0-0
Neutral	0-0	1-4	0-0

2016-17 Season Series vs. Bulls

Friday, Feb. 3 at Houston, 7 p.m.
Friday, Mar. 10 at Chicago, 7 p.m.

Series Information

Current Streak: Lost 2
Current Home Streak: Lost 1
Current Road Streak: Lost 3
Longest Winning Streak: 6 (Jan. 20, 2006-Feb. 3, 2009)
Longest Losing Streak: 11 (Jan. 22, 1972-Mar. 6, 1974)
Biggest Winning Margin: 45 (123-78; Mar. 26, 2000)
Biggest Losing Margin: 53 (129-76; Feb. 1, 1983)
Most Points Scored: 146 (Dec. 3, 1969)
Most Points Allowed: 133 (Dec. 20, 1980)
Fewest Points Scored: 75 (Dec. 4, 2001)
Fewest Points Allowed: 66 (Nov. 3, 2003)

Season-by-Season Results

1967-68: 4-4 1983-84: 2-0 2000-01: 2-0
1968-69: 3-3 1984-85: 2-0 2001-02: 0-2
1969-70: 4-3 1985-86: 1-1 2002-03: 1-1
1970-71: 0-6 1986-87: 2-0 2003-04: 2-0
1971-72: 1-5 1987-88: 0-2 2004-05: 2-0
1972-73: 0-4 1988-89: 1-1 2005-06: 1-1
1973-74: 0-4 1989-90: 1-1 2006-07: 2-0
1974-75: 2-2 1990-91: 2-0 2007-08: 2-0
1975-76: 3-1 1991-92: 1-1 2008-09: 1-1
1976-77: 3-1 1992-93: 2-0 2009-10: 0-2
1977-78: 1-3 1993-94: 1-1 2010-11: 0-2
1978-79: 2-2 1994-95: 1-1 2011-12: 1-0
1979-80: 1-1 1995-96: 0-2 2012-13: 2-0
1980-81: 1-1 1996-97: 1-1 2013-14: 1-1
1981-82: 1-1 1997-98: 0-2 2014-15: 1-1
1982-83: 1-1 1999-00: 2-0 2015-16: 0-2

2015-16 Rockets vs. Bulls Game-by-Game Results

DATE	GAME	FG-A	PCT	3FG-A	PCT	FT-A	PCT	OR-DR-REB	AST	PF	ST	TO	BS	PTS
3/5	HOUSTON	35-87	.402	9-35	.257	21-30	.700	11-29-40	22	27	17	19	3	100
22/203	@ Chicago	36-79	.456	9-21	.429	27-34	.794	12-41-53	28	21	8	26	4	108
3/31	@ HOUSTON	36-90	.400	9-25	.360	19-22	.864	13-32-45	19	19	5	10	6	100
18/244	Chicago	37-77	.481	11-24	.458	18-22	.818	5-37-42	28	20	5	17	4	103

2015-16 Rockets vs. Bulls

PLAYER	G-GS	MIN	FIELD GOALS				3-POINT FG				REBOUNDS			AST	PF-DQ	STL	TO	BLK	PTS	AVG
			FG-FGA	PCT	FG-FGA	PCT	FT-FTA	PCT	OFF	DEF	TOT									
Harden	2-2	82	18-46	.391	6-19	.316	18-22	.818	1	8	9	16	6-0	0	13	2	60	30.0		
Beverley	2-2	68	13-21	.619	5-8	.625	1-1	1.000	1	6	7	11	7-0	4	1	0	32	16.0		
Ariza	2-2	75	7-23	.304	4-16	.250	7-7	1.000	0	7	7	4	2-0	6	1	1	25	12.5		
Beasley	2-0	35	8-23	.348	0-0	---	6-6	1.000	5	6	11	3	4-0	0	2	0	22	11.0		
Howard	2-2	63	6-13	.462	0-0	---	3-8	.375	6	19	25	1	7-1	2	4	3	15	7.5		
Capela	2-0	32	7-11	.636	0-0	---	0-0	---	4	6	10	0	5-0	2	0	0	14	7.0		
Brewer	2-0	40	4-12	.333	2-4	.500	2-4	.500	2	3	5	2	4-0	6	3	1	12	6.0		
Smith	1-0	10	2-6	.333	0-3	.000	0-0	---	3	1	4	1	1-0	0	1	1	4	4.0		
Motiejunas	2-2	27	3-11	.273	0-2	.000	2-2	1.000	1	3	4	1	6-0	0	0	0	8	4.0		
Harrell	1-0	13	1-2	.500	0-0	---	1-2	.500	1	1	2	0	0-0	0	1	0	3	3.0		
Terry	2-0	35	2-9	.222	1-8	.125	0-0	---	0	1	1	2	4-0	2	1	1	5	2.5		
ROCKETS	2	480	71-177	.401	18-60	.300	40-52	.769	24	61	85	41	46-1	22	29	9	200	100.0		

2015-16 Bulls vs. Rockets

PLAYER	G-GS	MIN	FIELD GOALS				3-POINT FG				REBOUNDS			AST	PF-DQ	STL	TO	BLK	PTS	AVG
			FG-FGA	PCT	FG-FGA	PCT	FT-FTA	PCT	OFF	DEF	TOT									
Butler	2-2	73	14-26	.538	2-4	.500	15-16	.938	1	18	19	12	7-1	3	8	1	45	22.5		
Gasol	2-2	70	15-32	.469	0-5	.000	10-14	.714	6	21	27	9	6-0	3	14	3	40	20.0		
Mirotic	2-0	54	10-19	.526	7-13	.538	8-10	.800	0	6	6	4	6-0	1	2	1	35	17.5		
McDermott	2-0	59	9-23	.391	2-7	.286	2-2	1.000	3	10	13	3	5-0	0	3	0	22	11.0		
Moore	2-0	48	7-15	.467	3-4	.750	0-0	---	1	4	5	6	8-0	1	1	0	17	8.5		
Rose	2-2	41	6-10	.600	2-4	.500	3-4	.750	0	3	3	11	1-0	0	9	1	17	8.5		
Dunleavy	2-2	39	4-8	.500	2-5	.400	3-4	.750	0	4	4	1	4-0	1	2	0	13	6.5		
Felicio	1-0	15	2-4	.500	0-0	---	1-2	.500	0	4	4	3	1-0	0	0	1	5	5.0		
Gibson	1-1	38	2-7	.286	0-0	---	0-0	---	4	3	7	2	0-0	2	0	1	4	4.0		
Holiday	2-0	14	2-2	1.000	1-1	1.000	3-4	.750	0	4	4	1	0-0	1	0	0	8	4.0		
Brooks	1-0	16	1-4	.250	1-1	1.000	0-0	---	0	0	0	3	1-0	1	0	0	3	3.0		
Portis	2-1	14	1-6	.167	0-1	.000	0-0	---	2	1	3	1	2-0	0	1	0	2	1.0		
BULLS	2	480	73-156	.468	20-45	.444	45-56	.804	17	78	95	56	41-1	13	43	8	211	105.5		

Cleveland Cavaliers



SEASON SERIES

	2015-16	All-Time	Playoffs
Overall	1-1	82-43	0-0
Home	0-1	49-13	0-0
Away	1-0	33-29	0-0
Neutral	0-0	0-1	0-0

2016-17 Season Series vs. Cavaliers

Tuesday, Nov. 1 at Cleveland, 6 p.m.
 Sunday, Mar. 12 at Houston, 8 p.m.

Series Information

Current Streak: Won 1
Current Home Streak: Lost 1
Current Road Streak: Won 4
Longest Winning Streak: 8 (Mar. 11, 1984-Nov. 19, 1987)
Longest Losing Streak: 4 (Jan. 7-Mar. 7, 1973)
Biggest Winning Margin: 38 (116-78; Mar. 22, 2013)
Biggest Losing Margin: 130 (Mar. 4, 1970)
Most Points Scored: 140 (Oct. 22, 1970)
Most Points Allowed: 130 (Mar. 4, 1970)
Fewest Points Scored: 70 (Jan. 6, 1998)
Fewest Points Allowed: 63 (Dec. 2, 2006)

Season-by-Season Results

1970-71: 4-0 1986-87: 2-0 2002-03: 1-1
 1971-72: 2-2 1987-88: 1-1 2003-04: 2-0
 1972-73: 3-4 1988-89: 1-1 2004-05: 2-0
 1973-74: 4-4 1989-90: 2-0 2005-06: 1-1
 1974-75: 4-4 1990-91: 2-0 2006-07: 1-1
 1975-76: 4-2 1991-92: 1-1 2007-08: 2-0
 1976-77: 3-1 1992-93: 1-1 2008-09: 1-1
 1977-78: 2-2 1993-94: 2-0 2009-10: 1-1
 1978-79: 2-2 1994-95: 2-0 2010-11: 2-0
 1979-80: 4-2 1995-96: 1-1 2011-12: 0-1
 1980-81: 2-0 1996-97: 2-0 2012-13: 2-0
 1981-82: 1-1 1997-98: 1-1 2013-14: 2-0
 1982-83: 0-2 1998-99: 1-0 2014-15: 2-0
 1983-84: 1-1 1999-00: 1-1 2015-16: 1-1
 1984-85: 2-0 2000-01: 2-0
 1985-86: 2-0 2001-02: 0-2

2015-16 Rockets vs. Cavaliers Game-by-Game Results

DATE	GAME	FG-A	PCT	3FG-A	PCT	FT-A	PCT	OR-DR	REB	AST	PF	ST	TO	BS	PTS
1/15	@ HOUSTON	26-74	.351	6-25	.240	19-29	.655	10-30-40	15	20	10	19	6	77	
18.320	Cleveland	34-87	.391	8-35	.229	15-23	.652	17-32-49	19	24	10	15	6	91	
3/29	HOUSTON	38-79	.481	9-25	.360	21-42	.500	14-41-55	23	24	7	15	5	106	
20.562	@ Cleveland	31-86	.360	14-40	.350	24-28	.857	10-28-38	21	31	5	13	5	100	

2015-16 Rockets vs. Cavaliers

PLAYER	G-GS	MIN	FIELD GOALS			3-POINT FG			REBOUNDS			AST	PF-DQ	STL	TO	BLK	PTS	AVG
			FG-FGA	PCT	3FG-A	PCT	FT-FTA	PCT	OFF	DEF	TOT							
Harden	2-2	83	10-26	.385	3-13	.231	15-17	.882	2	9	11	13	7-0	4	12	1	38	19.0
Beasley	1-0	27	8-15	.533	0-1	.000	1-2	.500	1	7	8	2	4-0	0	1	1	17	17.0
Howard	2-2	65	6-12	.500	0-0	---	13-32	.406	2	20	22	4	1-0	2	4	4	25	12.5
Ariza	2-2	74	8-19	.421	4-9	.444	3-4	.750	2	8	10	4	4-0	3	0	0	23	11.5
Beverley	2-2	59	9-18	.500	5-8	.625	0-0	---	4	6	10	9	9-0	3	3	1	23	11.5
Capela	2-1	31	7-14	.500	0-0	---	2-6	.333	6	8	14	1	1-0	2	2	2	16	8.0
Harrell	1-0	9	2-3	.667	0-0	---	3-4	.750	0	1	1	1	0-0	0	0	0	7	7.0
Motiejunas	1-1	10	3-7	.429	0-2	.000	0-0	---	0	2	2	0	4-0	0	2	0	6	6.0
Brewer	2-0	27	3-9	.333	0-3	.000	2-4	.500	1	1	2	0	6-0	1	0	0	8	4.0
Terry	2-0	27	3-8	.375	2-6	.333	0-0	---	0	1	1	1	0-0	2	3	1	8	4.0
McDaniels	2-0	21	3-6	.500	1-1	1.000	0-0	---	3	4	7	0	4-0	0	2	0	7	3.5
Jones	1-0	22	1-6	.167	0-3	.000	1-2	.500	2	2	4	2	3-0	0	2	1	3	3.0
Thornton	1-0	18	1-10	.100	0-4	.000	0-0	---	1	2	3	1	0-0	0	1	0	2	2.0
Lawson	1-0	6	0-0	---	0-0	---	0-0	---	0	0	0	0	1-0	0	0	0	0	0.0
ROCKETS	2	480	64-153	.418	15-50	.300	40-71	.563	24	71	95	38	44-0	17	34	11	183	91.5

2015-16 Cavaliers vs. Rockets

PLAYER	G-GS	MIN	FIELD GOALS			3-POINT FG			REBOUNDS			AST	PF-DQ	STL	TO	BLK	PTS	AVG
			FG-FGA	PCT	3FG-A	PCT	FT-FTA	PCT	OFF	DEF	TOT							
Irving	2-2	67	18-40	.450	6-16	.375	12-14	.857	0	6	6	9	5-0	1	6	2	54	27.0
James	1-1	36	7-14	.500	1-2	.500	4-6	.667	2	5	7	7	1-0	0	4	2	19	19.0
Thompson	2-0	62	8-12	.667	0-0	---	10-11	.909	8	7	15	1	9-0	1	3	2	26	13.0
Love	2-2	62	9-27	.333	5-14	.357	1-2	.500	4	20	24	1	5-0	3	6	0	24	12.0
Jones	1-0	8	2-5	.400	2-5	.400	4-4	1.000	0	1	1	0	0-0	1	0	0	10	10.0
Smith	2-2	60	6-21	.286	2-15	.133	3-4	.750	1	7	8	2	8-0	1	2	1	17	8.5
Shumpert	2-1	62	5-21	.238	2-9	.222	1-2	.500	3	3	6	5	6-0	3	2	3	13	6.5
Williams	1-0	6	2-2	1.000	2-2	1.000	0-0	---	0	0	0	0	1-0	0	0	0	6	6.0
Frye	1-0	10	0-3	.000	0-3	.000	0-0	---	1	0	1	0	2-0	0	0	0	0	0.0
Varejao	1-0	8	1-5	.200	0-0	---	2-2	1.000	1	1	2	2	2-0	1	0	0	4	4.0
Dellavedova	2-0	43	3-13	.231	0-5	.000	1-2	.500	3	4	7	11	5-0	3	2	0	7	3.5
Jefferson	2-0	24	2-4	.500	2-3	.667	1-2	.500	1	1	2	1	3-0	1	0	0	7	3.5
Mozgov	2-2	26	2-4	.500	0-0	---	0-0	---	2	5	7	1	8-0	0	0	1	4	2.0
Cunningham	1-0	3	0-2	.000	0-1	.000	0-0	---	0	0	0	0	0-0	0	0	0	0	0.0
Kaur	1-0	2	0-0	---	0-0	---	0-0	.000	1	0	1	0	0-0	0	0	0	0	0.0
CAVALIERS	2	480	65-173	.376	22-75	.293	39-51	.765	27	60	87	40	55-0	15	28	11	191	95.5

Dallas Mavericks



SEASON SERIES

	2015-16	All-Time	Playoffs
Overall	2-2	86-81	8-8
Home	1-1	48-35	4-4
Away	1-1	37-46	4-4
Neutral	0-0	1-0	0-0

2016-17 Season Series vs. Mavericks

Friday, Oct. 28 at Dallas, 7:30 p.m.
 Sunday, Oct. 30 at Houston, 7 p.m.
 Saturday, Dec. 10 at Houston, 7 p.m.
 Tuesday, Dec. 27, at Dallas, 7:30 p.m.

Series Information

Current Streak: Lost 1
Current Home Streak: Won 1
Current Road Streak: Lost 1
Longest Winning Streak: 11 (Apr. 13, 1996-Mar. 24, 1999)
Longest Losing Streak: 9 (Nov. 29, 2010-Jan. 16, 2013)
Biggest Winning Margin: 48 (116-68; Feb. 4, 1981)
Biggest Losing Margin: 35 (131-96; Jan. 19, 1986)
Most Points Scored: 147 (Apr. 11, 1995)
Most Points Allowed: 156 (Apr. 11, 1995)
Fewest Points Scored: 72 (Mar. 21, 2006)

Season-by-Season Results

1980-81: 6-0 1996-97: 4-0 2012-13: 1-3
 1981-82: 4-2 1997-98: 4-0 2013-14: 2-2
 1982-83: 1-5 1998-99: 2-2 2014-15: 3-1
 1983-84: 2-4 1999-00: 3-1 2015-16: 2-2
 1984-85: 4-2 2000-01: 2-2
 1985-86: 5-1 2001-02: 2-2
 1986-87: 3-3 2002-03: 0-4
 1987-88: 2-4 2003-04: 1-3
 1988-89: 5-1 2004-05: 2-2
 1989-90: 1-4 2005-06: 0-4
 1990-91: 3-1 2006-07: 1-3
 1991-92: 2-4 2007-08: 1-3
 1992-93: 4-1 2008-09: 2-2
 1993-94: 4-1 2009-10: 2-2
 1994-95: 3-2 2010-11: 0-4
 1995-96: 3-1 2011-12: 0-3

2015-16 Rockets vs. Mavericks Game-by-Game Results

DATE	GAME	FG-A	PCT	3FG-A	PCT	FT-A	PCT	OR-DR-REB	AST	PF	ST	TO	BS	PTS
11/14	@ HOUSTON	32-84	.381	9-34	.265	25-32	.781	12-31-43	22	23	9	14	5	98
18,231	Dallas	43-89	.483	8-28	.286	16-21	.762	8-37-45	24	21	6	11	7	110
12/4	HOUSTON	39-84	.464	12-26	.462	10-18	.556	15-30-45	20	22	12	18	5	100
20,339	@ Dallas	37-81	.457	8-29	.276	14-20	.700	11-31-42	23	17	8	18	5	96
1/24	@ HOUSTON	43-89	.483	15-44	.341	14-21	.667	9-31-40	27	21	9	9	7	115
18,142	Dallas	36-79	.456	15-30	.500	17-22	.773	8-28-36	17	20	4	16	4	104
4/6	HOUSTON	34-78	.436	6-20	.300	12-18	.667	12-29-41	19	17	6	16	4	86
20,108	@ Dallas	33-80	.413	10-33	.303	12-14	.857	13-27-40	19	20	9	14	4	88

2015-16 Rockets vs. Mavericks

PLAYER	G-GS	MIN	FIELD GOALS		3-POINT FG		FT-FTA	PCT	REBOUNDS			AST	PF-DQ	STL	TO	BLK	PTS	AVG
			FG-FGA	PCT	FG-FGA	PCT			OFF	DEF	TOT							
Harden	4-4	157	30-84	.357	9-32	.281	30-32	.938	6	29	35	33	10-0	4	18	7	99	24.8
Ariza	4-4	144	23-43	.535	12-26	.462	2-10	.200	2	16	18	10	10-0	12	5	1	60	15.0
Beasley	1-0	21	6-10	.600	0-0	---	3-3	1.000	2	1	3	1	3-0	1	1	0	15	15.0
Howard	1-1	34	7-9	.778	0-0	---	0-4	.000	6	10	16	1	2-0	0	4	1	14	14.0
Jones	3-2	84	17-27	.630	1-3	.333	6-9	.667	3	12	15	3	10-0	1	7	3	41	13.7
Beverley	3-3	88	12-25	.480	6-13	.462	0-0	---	5	12	17	8	9-0	2	3	1	30	10.0
Smith	1-0	23	6-14	.429	2-6	.333	2-2	1.000	1	2	3	2	3-0	2	1	2	16	16.0
Terry	4-0	76	13-26	.500	8-17	.471	3-4	.750	1	1	2	5	7-0	1	2	0	37	9.3
Lawson	3-1	74	10-22	.455	3-9	.333	2-3	.667	2	4	6	8	5-0	2	5	1	25	8.3
Brewer	4-1	99	11-35	.314	1-12	.083	7-7	1.000	1	7	8	7	9-0	5	2	1	30	7.5
Capela	4-3	88	7-17	.412	0-0	---	5-13	.385	11	18	29	6	9-0	3	1	3	19	4.8
McDaniels	1-1	15	2-2	1.000	0-0	---	0-0	---	1	0	1	1	0	1	1	0	4	4.0
Harrell	2-0	24	2-7	.286	0-0	---	1-2	.500	4	3	7	2	3-0	2	0	1	5	2.5
Thornton	3-0	31	2-14	.143	0-6	.000	0-0	---	3	6	9	0	3-0	0	2	0	4	1.3
Goudelock	1-0	2	0-0	---	0-0	---	0-0	---	0	0	0	0	0-0	0	0	0	0	0.0
ROCKETS	4	960	148-335	.442	42-124	.339	61-89	.685	48	121	169	88	83-0	36	57	21	399	99.8

2015-16 Mavericks vs. Rockets

PLAYER	G-GS	MIN	FIELD GOALS		3-POINT FG		FT-FTA	PCT	REBOUNDS			AST	PF-DQ	STL	TO	BLK	PTS	AVG
			FG-FGA	PCT	FG-FGA	PCT			OFF	DEF	TOT							
Parsons	2-1	62	14-27	.519	6-10	.600	6-9	.667	1	9	10	7	5-0	1	2	1	40	20.0
Nowitzki	3-3	91	15-36	.417	4-11	.364	8-8	1.000	3	16	19	5	6-0	3	1	0	42	14.0
Felton	4-2	121	19-41	.463	3-12	.250	10-11	.909	2	16	18	11	9-0	4	10	1	51	12.8
Barea	3-1	72	14-31	.452	5-11	.455	4-4	1.000	0	8	8	19	3-0	2	4	1	37	12.3
Williams	3-3	105	12-33	.364	6-17	.353	7-7	1.000	0	4	4	16	12-0	4	12	0	37	12.3
Matthews	3-3	108	12-38	.316	9-27	.333	3-6	.500	1	11	12	2	7-0	6	3	1	36	12.0
Harris	4-0	91	16-30	.533	3-13	.231	5-6	.833	0	12	12	5	9-0	1	5	0	40	10.0
Powell	3-0	56	11-17	.647	0-0	---	8-12	.667	3	13	16	5	0-0	0	2	3	30	10.0
Pachulia	3-3	84	10-19	.526	0-0	---	5-10	.500	11	10	21	8	3-0	3	1	0	25	8.3
Mejri	2-1	45	6-8	.750	0-0	---	2-2	1.000	9	7	16	1	7-0	0	4	6	14	7.0
Villanueva	4-1	38	9-19	.474	3-8	.375	0-0	---	2	5	7	1	7-0	1	4	5	21	5.3
Evans	1-0	14	2-4	.500	0-0	---	0-0	---	1	4	5	1	3-0	0	0	1	4	4.0
Lee	1-0	20	4-6	.667	0-0	---	0-0	---	5	3	8	0	4-0	2	1	0	8	8.0
Anderson	3-2	36	3-11	.273	1-7	.143	1-2	.500	1	4	5	2	1-0	4	1	1	8	2.7
Jenkins	2-0	14	2-8	.250	1-4	.250	0-0	---	1	1	2	0	0-0	0	1	0	5	2.5
McGee	1-0	3	0-1	.000	0-0	---	0-0	---	0	0	0	0	0-0	0	0	0	0	0.0
MAVERICKS	4	960	149-329	.453	41-120	.342	59-77	.766	40	123	163	83	78-0	27	59	20	398	99.5

Denver Nuggets



SEASON SERIES

	2015-16	All-Time	Playoffs
Overall	0-3	90-85	4-2
Home	0-1	55-33	3-0
Away	0-2	35-52	1-2
Neutral	0-0	0-0	0-0

2016-17 Season Series vs. Nuggets

Friday, Dec. 2 at Denver, 9:30 p.m.
 Saturday, Mar. 18 at Denver, 7 p.m.
 Monday, Mar. 20 at Houston, 7 p.m.
 Wednesday, Apr. 5 at Houston, 7 p.m.

Series Information

Current Streak: Lost 3
Current Home Streak: Lost 1
Current Road Streak: Lost 2
Longest Winning Streak: 11 (Mar. 29, 1997-Jan. 20, 2000)
Longest Losing Streak: 7 (2x: last Mar. 2, 2012-Apr. 6, 2013)
Biggest Winning Margin: 30 (129-99; Feb. 26, 1991)
Biggest Losing Margin: 37 (130-93; Jan. 19, 1983)
Most Points Scored: 156 (Jan. 10, 1991)
Most Points Allowed: 141 (April 14, 1982)
Fewest Points Scored: 70 (Apr. 16, 2002)

Season-by-Season Results

1976-77: 0-3 1992-93: 3-2 2008-09: 3-1
 1977-78: 0-3 1993-94: 2-3 2009-10: 1-2
 1978-79: 3-1 1994-95: 4-1 2010-11: 2-2
 1979-80: 1-1 1995-96: 3-1 2011-12: 1-3
 1980-81: 4-2 1996-97: 3-1 2012-13: 0-4
 1981-82: 1-5 1997-98: 4-0 2013-14: 2-1
 1982-83: 1-5 1998-99: 4-0 2014-15: 4-0
 1983-84: 2-4 1999-00: 2-2 2015-16: 0-3
 1984-85: 4-2 2000-01: 1-3
 1985-86: 3-3 2001-02: 2-2
 1986-87: 3-3 2002-03: 4-0
 1987-88: 2-4 2003-04: 2-2
 1988-89: 2-4 2004-05: 2-1
 1989-90: 1-4 2005-06: 2-2
 1990-91: 5-0 2006-07: 2-1
 1991-92: 3-2 2007-08: 2-2

2015-16 Rockets vs. Nuggets Game-by-Game Results

DATE	GAME	FG-A	PCT	3FG-A	PCT	FT-A	PCT	OR-DR-REB	AST	PF	ST	TO	BS	PTS
10/28	@ HOUSTON	30-87	.345	8-35	.229	17-26	.654	15-29-44	17	19	13	17	8	85
18.240	Denver	40-79	.506	13-27	.481	12-18	.667	9-40-49	26	26	9	21	10	105
11/13	HOUSTON	33-77	.429	9-29	.310	23-31	.742	8-32-40	19	25	10	20	8	98
16.113	@ Denver	37-81	.457	9-20	.450	24-32	.750	12-34-46	25	23	10	19	4	107
12/14	HOUSTON	41-87	.471	18-40	.450	8-11	.727	5-21-26	26	22	14	11	1	108
12.022	@ Denver	42-82	.512	8-25	.320	22-25	.880	15-37-52	26	15	8	18	5	114

2015-16 Rockets vs. Nuggets

PLAYER	G-GS	MIN	FIELD GOALS		3-POINT FG		FT-FTA	PCT	REBOUNDS			AST	PF-DQ	STL	TO	BLK	PTS	AVG
			FG-FGA	PCT	FG-FGA	PCT			OFF	DEF	TOT							
Harden	3-3	109	24-40	.400	8-25	.320	8-25	.783	2	15	17	17	7-0	8	9	4	74	24.7
Motiejunas	1-0	22	7-11	.636	3-4	.750	2-2	1.000	1	1	2	2	5-0	0	1	0	19	19.0
Jones	3-2	62	15-28	.536	3-6	.500	5-7	.714	9	6	15	1	6-0	2	4	5	38	12.7
Howard	2-2	60	10-16	.625	0-1	.000	5-8	.625	4	14	18	1	9-0	5	10	2	25	12.5
Ariza	3-3	113	12-34	.353	7-23	.304	4-6	.667	1	9	10	8	6-0	8	6	1	35	11.7
Thornton	2-0	39	6-16	.375	3-8	.375	2-2	1.000	0	5	5	3	3-0	1	1	0	17	8.5
Beverley	3-1	63	9-22	.409	4-14	.286	0-0	---	3	6	9	10	8-0	2	4	0	22	7.3
Harrell	2-1	29	5-5	1.000	0-0	---	3-4	.750	2	3	5	1	7-0	0	1	0	13	6.5
Capela	2-1	38	5-9	.556	0-0	---	3-6	.500	6	4	10	0	2-0	3	1	3	13	6.5
Lawson	3-2	84	4-22	.182	2-8	.250	4-6	.667	0	4	4	15	2-0	1	4	1	14	4.7
Terry	3-0	40	4-10	.400	3-9	.333	0-0	---	0	4	4	2	3-0	3	3	0	11	3.7
Brewer	3-0	59	3-18	.167	2-6	.333	2-4	.500	0	11	11	2	8-0	4	3	1	10	3.3
Dekker	1-0	1	0-0	---	0-0	---	0-0	---	0	0	0	0	0-0	0	0	0	0	0.0
McDaniels	1-0	1	0-0	---	0-0	---	0-0	---	0	0	0	0	0-0	0	0	0	0	0.0
ROCKETS	3	720	104-251	.414	35-104	.337	48-68	.706	28	82	110	62	66-0	37	48	17	291	97.0

2015-16 Nuggets vs. Rockets

PLAYER	G-GS	MIN	FIELD GOALS		3-POINT FG		FT-FTA	PCT	REBOUNDS			AST	PF-DQ	STL	TO	BLK	PTS	AVG
			FG-FGA	PCT	FG-FGA	PCT			OFF	DEF	TOT							
Gallinari	3-3	103	18-32	.563	7-12	.583	22-23	.957	3	11	14	13	4-0	4	4	3	65	21.7
Barton	3-0	83	21-42	.500	7-13	.538	11-12	.917	3	15	18	4	1-0	6	4	0	60	20.0
Fariel	3-3	81	19-34	.559	0-0	---	5-10	.500	12	17	29	3	9-0	1	3	7	43	14.3
Lauvergne	2-2	43	11-16	.688	1-2	.500	2-2	1.000	6	12	18	2	7-0	0	3	1	25	12.5
Nelson	3-1	90	13-30	.433	4-12	.333	3-5	.600	3	12	15	13	11-1	1	8	0	33	11.0
Hickson	1-1	23	5-9	.556	0-0	---	0-2	.000	2	4	6	2	4-0	1	1	0	10	10.0
Harris	3-3	81	11-19	.579	3-5	.600	4-4	1.000	2	9	11	6	9-0	5	4	3	29	9.7
Mudiyar	2-2	71	7-23	.304	3-8	.375	2-4	.500	1	8	9	20	6-0	2	20	2	19	9.5
Foye	3-0	56	4-15	.267	2-12	.167	5-8	.625	0	8	8	8	2-0	4	3	0	15	5.0
Jokic	3-0	32	5-7	.714	0-1	.000	4-5	.800	2	10	12	1	3-0	1	3	0	14	4.7
Arthur	2-0	28	2-7	.286	1-1	1.000	0-0	---	1	4	5	2	3-0	1	1	2	5	2.5
Papanikolaou	2-0	18	2-5	.400	1-3	.333	0-0	---	1	1	2	0	3-0	1	3	1	5	2.5
Miller	3-0	10	1-3	.333	1-3	.333	0-0	---	0	0	0	2	2-0	0	0	0	3	1.0
Green	1-0	1	0-0	---	0-0	---	0-0	---	0	0	0	1	0-0	0	0	0	0	0.0
NUGGETS	3	720	119-242	.492	30-72	.417	58-75	.773	36	111	147	77	64-1	27	58	19	326	108.7

Detroit Pistons



SEASON SERIES

	2015-16	All-Time	Playoffs
Overall	0-2	65-69	0-0
Home	0-1	47-18	0-0
Away	0-1	17-47	0-0
Neutral	0-0	1-4	0-0

2016-17 Season Series vs. Pistons

Monday., Nov. 21 at Detroit, 6:30 p.m.
Friday, Apr. 7 at Houston, 7 p.m.

Series Information

Current Streak: Lost 2
Current Home Streak: Lost 1
Current Road Streak: Lost 2
Longest Winning Streak: 7 (Dec. 7, 2010-Mar. 1, 2014)
Longest Losing Streak: 6 (Jan. 7, 2004-Nov. 18, 2006)
Biggest Winning Margin: 20 (3x: last Jan. 27, 1986)
Biggest Losing Margin: 28 (105-77; Dec. 9, 2001)
Most Points Scored: 132 (2x: last Mar. 19, 1970)
Most Points Allowed: 140 (Mar. 6, 1968)
Fewest Points Scored: 66 (Jan. 7, 2004)
Fewest Points Allowed: 77 (Dec. 12, 2007)

Season-by-Season Results

1967-68: 2-5 1983-84: 1-1 2000-01: 2-0
1968-69: 3-3 1984-85: 1-1 2001-02: 1-1
1969-70: 3-3 1985-86: 1-1 2002-03: 0-2
1970-71: 2-4 1986-87: 1-1 2003-04: 1-1
1971-72: 3-3 1987-88: 1-1 2004-05: 0-2
1972-73: 3-1 1988-89: 1-1 2005-06: 0-2
1973-74: 1-3 1989-90: 1-1 2006-07: 1-1
1974-75: 2-2 1990-91: 0-2 2007-08: 1-1
1975-76: 2-2 1991-92: 0-2 2008-09: 2-0
1976-77: 2-2 1992-93: 1-1 2009-10: 1-1
1977-78: 1-3 1993-94: 2-0 2010-11: 2-0
1978-79: 2-2 1994-95: 2-0 2011-12: 1-0
1979-80: 5-1 1995-96: 1-1 2012-13: 2-0
1980-81: 1-1 1996-97: 1-1 2013-14: 2-0
1981-82: 0-2 1997-98: 1-1 2014-15: 1-1
1982-83: 0-2 1999-00: 1-1 2015-16: 0-2

2015-16 Rockets vs. Pistons Game-by-Game Results

DATE	GAME	FG-A	PCT	3FG-A	PCT	FT-A	PCT	OR-DR-REB	AST	PF	ST	TO	BS	PTS
11/30	HOUSTON	35-88	.398	11-27	.407	24-28	.857	16-29-45	19	27	11	16	7	105
14/818	@ Detroit	45-85	.529	8-23	.348	18-37	.486	14-32-46	22	19	8	12	8	116
1/20	@ HOUSTON	43-95	.453	12-24	.500	16-18	.889	11-37-48	21	41	7	13	3	114
17/203	Detroit	38-80	.475	12-30	.400	35-59	.593	14-38-52	23	17	8	10	7	123

2015-16 Rockets vs. Pistons

PLAYER	G-GS	MIN	FIELD GOALS		3-POINT FG		FT-FTA	PCT	REBOUNDS			AST	PF-DQ	STL	TO	BLK	PTS	AVG
			FG-FGA	PCT	FG-FGA	PCT			OFF	DEF	TOT							
Harden	2-2	78	15-37	.405	5-11	.455	27-29	.931	3	23	26	21	9-0	3	11	0	62	31.0
Lawson	2-1	54	12-21	.571	4-5	.800	1-1	1.000	3	5	8	6	4-0	1	5	0	29	14.5
Thornton	2-0	41	8-22	.364	4-11	.364	6-6	1.000	3	5	8	2	6-0	3	2	0	26	13.0
Jones	2-0	41	9-14	.643	2-4	.500	1-3	.333	1	4	5	0	3-0	0	2	2	21	10.5
Capela	2-2	50	10-25	.400	0-0	---	1-2	.500	10	8	18	1	7-0	5	3	1	21	10.5
Beverley	1-1	28	4-12	.333	2-5	.400	0-0	---	0	0	0	3	6-1	1	1	2	10	10.0
Brewer	2-0	41	7-18	.389	3-6	.500	3-3	1.000	1	5	6	0	4-0	2	0	0	20	10.0
Terry	1-0	18	4-6	.667	2-3	.667	0-0	---	0	0	0	1	2-0	0	0	0	10	10.0
Howard	2-2	32	4-8	.500	0-0	---	0-0	---	5	7	12	2	5-0	1	3	4	8	4.0
Harrell	2-0	17	3-3	1.000	0-0	---	1-2	.500	0	2	2	1	8-0	1	0	0	7	3.5
Ariza	2-2	79	2-17	.118	1-6	.167	0-0	---	1	7	8	3	8-0	1	2	1	5	2.5
McDaniels	2-0	1	0-0	---	0-0	---	0-0	---	0	0	0	0	6-0	0	0	0	0	0.0
ROCKETS	2	480	78-183	.426	23-51	.451	40-46	.870	27	66	93	40	68-1	18	29	10	219	109.5

2015-16 Pistons vs. Rockets

PLAYER	G-GS	MIN	FIELD GOALS		3-POINT FG		FT-FTA	PCT	REBOUNDS			AST	PF-DQ	STL	TO	BLK	PTS	AVG
			FG-FGA	PCT	FG-FGA	PCT			OFF	DEF	TOT							
Jackson	2-2	69	18-33	.545	4-7	.571	8-10	.800	1	9	10	17	4-0	3	3	0	48	24.0
Drummond	2-2	50	12-19	.632	0-0	---	17-54	.315	9	15	24	4	5-0	4	3	4	41	20.5
Morris	2-2	71	11-21	.524	4-11	.364	8-9	.889	1	8	9	7	4-0	0	5	1	34	17.0
Ilyasova	2-2	58	12-25	.480	3-8	.375	4-4	1.000	4	5	9	2	3-0	1	0	2	31	15.5
Caldwell-Pope	2-2	81	10-26	.385	3-12	.250	3-3	1.000	3	3	6	5	4-0	5	2	0	26	13.0
Johnson	2-0	54	7-15	.467	4-7	.571	8-10	.800	4	15	19	3	8-0	2	4	3	26	13.0
Baynes	2-0	45	8-13	.615	0-0	---	3-4	.750	5	8	13	3	5-0	0	1	3	19	9.5
Jennings	1-0	16	2-5	.400	1-2	.500	0-0	---	0	0	0	4	1-0	1	1	0	5	5.0
Tolliver	2-0	24	3-7	.429	1-5	.200	2-2	1.000	1	7	8	0	2-0	0	1	1	9	4.5
Blake	1-0	12	0-1	.000	0-1	.000	0-0	---	0	0	0	0	0-0	0	1	1	0	0.0
PISTONS	2	480	83-165	.503	20-53	.377	53-96	.552	28	70	98	45	36-0	16	22	15	239	119.5

Golden State Warriors



SEASON SERIES

	2015-16	All-Time	Playoffs
Overall	0-3	118-88	2-8
Home	0-2	62-40	2-2
Away	0-1	53-45	0-6
Neutral	0-0	3-3	0-0

2016-17 Season Series vs. Warriors

Thursday, Dec. 1 at Golden State, 9:30 p.m.
 Friday, Jan. 20 at Houston, 7 p.m.
 Tuesday, Mar. 28 at Houston, 7 p.m.
 Friday, Mar. 31 at Golden State, 9:30 p.m.

Series Information

Current Streak: Lost 8
Current Home Streak: Lost 4
Current Road Streak: Lost 4
Longest Winning Streak: 11 (Mar. 8, 1993-Nov. 3, 1995)
Longest Losing Streak: 8 (2x: last Feb. 20, 2014-Feb. 9, 2016)
Biggest Winning Margin: 41 (133-92; Nov. 14, 1979)
Biggest Losing Margin: 30 (2x: last 108-78; Mar. 17, 2013)
Most Points Scored: 144 (Mar. 25, 1989)
Most Points Allowed: 142 (Nov. 19, 1967)
Fewest Points Scored: 78 (Mar. 17, 2013)

Season-by-Season Results

1967-68: 2-6	1983-84: 3-2	1990-00: 3-1	2015-16: 0-3
1968-69: 3-3	1984-85: 3-2	2000-01: 3-1	
1969-70: 5-2	1985-86: 5-0	2001-02: 3-1	
1970-71: 2-4	1986-87: 1-4	2002-03: 3-1	
1971-72: 1-5	1987-88: 5-0	2003-04: 2-2	
1972-73: 1-3	1988-89: 3-1	2004-05: 2-2	
1973-74: 0-4	1989-90: 2-2	2005-06: 3-1	
1974-75: 2-2	1990-91: 2-2	2006-07: 1-2	
1975-76: 2-2	1991-92: 2-2	2007-08: 2-2	
1976-77: 1-2	1992-93: 2-2	2008-09: 4-0	
1977-78: 1-2	1993-94: 4-0	2009-10: 3-0	
1978-79: 2-2	1994-95: 4-0	2010-11: 3-1	
1979-80: 1-1	1995-96: 2-2	2011-12: 2-1	
1980-81: 2-3	1996-97: 4-0	2012-13: 3-1	
1981-82: 4-1	1997-98: 3-1	2013-14: 2-1	
1982-83: 2-3	1998-99: 3-0	2014-15: 0-4	

2015-16 Rockets vs. Warriors Game-by-Game Results

DATE	GAME	FG-A	PCT	3FG-A	PCT	FT-A	PCT	OR-DR-REB	AST	PF	ST	TO	BS	PTS
10/30	@ HOUSTON	30-82	.366	5-23	.217	27-36	.750	12-37-49	19	20	3	17	9	92
11/14	Golden State	43-93	.462	9-26	.346	17-25	.680	11-36-47	26	24	9	8	4	112
12/31	@ HOUSTON	36-78	.462	12-30	.400	26-29	.897	4-29-33	21	22	13	15	5	110
18/313	Golden State	43-84	.512	11-23	.478	17-27	.630	12-31-43	35	20	8	18	5	114
2/9	HOUSTON	37-87	.425	13-33	.394	23-35	.657	13-30-43	24	22	8	12	4	110
19/595	@ Golden State	44-94	.468	12-34	.353	23-26	.885	14-35-49	28	26	5	12	6	123

2015-16 Rockets vs. Warriors

PLAYER	G-GS	MIN	FIELD GOALS		3-POINT FG		FT-FTA	PCT	REBOUNDS			AST	PF-DQ	STL	TO	BLK	PTS	AVG
			FG-FGA	PCT	FG-FGA	PCT			OFF	DEF	TOT							
Harden	3-3	112	22-58	.379	12-30	.400	12-30	.900	2	15	17	15	9-0	7	8	2	83	27.7
Howard	3-3	91	19-32	.594	0-0	---	8-18	.444	10	25	35	9	14-0	3	11	5	46	15.3
Ariza	3-3	107	13-31	.419	9-19	.474	6-7	.857	4	11	15	3	5-0	2	4	0	41	13.7
Thornton	2-0	52	9-24	.375	3-11	.273	4-4	1.000	0	1	1	3	8-0	1	4	1	25	12.5
Brewer	3-1	72	7-18	.389	3-8	.375	12-14	.857	2	8	10	5	4-0	4	4	1	29	9.7
Beverley	3-2	83	9-23	.391	1-4	.250	7-8	.875	3	9	12	13	9-0	3	5	0	26	8.7
Harrrell	2-0	22	7-9	.778	0-0	---	3-5	.600	1	2	3	0	1-0	0	0	1	17	8.5
Lawson	3-1	69	4-16	.250	1-6	.167	7-11	.636	0	4	4	10	2-0	2	3	1	16	5.3
Capela	3-1	55	7-12	.583	0-0	---	2-3	.667	5	15	20	2	7-0	0	4	4	16	5.3
Smith	1-0	9	1-5	.200	1-2	.500	0-0	---	0	0	0	3	0-0	0	0	0	3	3.0
Jones	2-1	33	3-13	.231	0-3	.000	0-0	---	2	4	6	1	3-0	1	0	2	6	3.0
McDaniels	1-0	5	1-4	.250	0-2	.000	0-0	---	0	1	0	0	1-0	0	0	1	2	2.0
Motiejunas	1-0	6	1-2	.500	0-1	.000	0-0	---	0	1	0	0	1-0	0	0	0	2	2.0
Dekker	1-0	5	0-0	---	0-0	---	0-0	---	0	1	1	0	0-0	1	0	0	0	0.0
ROCKETS	3	720	103-247	.417	30-86	.349	76-100	.760	29	96	125	64	64-0	24	44	18	312	104.0

2015-16 Warriors vs. Rockets

PLAYER	G-GS	MIN	FIELD GOALS		3-POINT FG		FT-FTA	PCT	REBOUNDS			AST	PF-DQ	STL	TO	BLK	PTS	AVG
			FG-FGA	PCT	FG-FGA	PCT			OFF	DEF	TOT							
Curry	2-2	65	21-39	.538	11-25	.440	7-8	.875	1	11	12	15	6-0	2	2	0	60	30.0
K. Thompson	3-3	99	25-56	.446	7-23	.304	5-9	.556	2	9	11	3	10-0	1	8	1	62	20.7
Barnes	2-2	58	13-22	.591	2-5	.400	3-3	1.000	3	9	12	4	3-0	0	1	0	31	15.5
Iguodala	3-0	93	15-24	.625	6-12	.500	8-9	.889	7	8	15	14	2-0	3	3	1	44	14.7
Bogut	2-2	65	9-19	.474	0-0	---	4-8	.500	6	16	22	2	9-0	3	7	7	22	11.0
Speights	3-0	36	12-24	.500	1-3	.333	7-8	.875	2	6	8	5	8-0	0	4	1	32	10.7
Ezell	1-1	25	4-9	.444	0-0	---	1-4	.250	3	4	7	1	2-0	0	2	2	9	9.0
Green	3-3	100	8-18	.444	2-4	.500	9-12	.750	3	24	27	28	8-0	4	5	3	27	9.0
Clark	2-0	30	5-12	.417	2-5	.400	2-2	1.000	1	2	3	4	5-0	0	0	0	14	7.0
Livingston	3-1	69	7-17	.412	0-0	---	7-9	.778	2	5	7	9	6-0	3	4	0	21	7.0
McAdoo	2-0	17	3-5	.600	0-0	---	4-6	.667	3	1	4	2	3-0	2	1	0	10	5.0
Carboxa	2-0	33	4-13	.308	1-2	.500	0-0	---	2	2	4	2	4-0	3	1	0	9	4.5
J. Thompson	1-0	6	2-3	.667	0-0	---	0-0	---	1	2	3	0	1-0	0	0	0	4	4.0
Rush	3-1	23	2-10	.200	0-4	.000	0-0	---	1	3	4	0	3-0	1	0	0	4	1.3
WARRIORS	3	720	130-271	.480	32-83	.386	57-78	.731	37	102	139	89	70-0	22	38	15	349	116.3

Indiana Pacers



SEASON SERIES

	2015-16	All-Time	Playoffs
Overall	1-1	52-35	0-0
Home	1-0	31-13	0-0
Away	0-1	21-22	0-0
Neutral	0-0	0-0	0-0

2016-17 Season Series vs. Pacers

Sunday, Jan. 29 at Indiana, 5 p.m.
Monday, Feb. 27 at Houston, 7 p.m.

Series Information

Current Streak: Lost 1
Current Home Streak: Won 3
Current Road Streak: Lost 1
Longest Winning Streak: 9 (Mar. 8, 1985-Apr. 11, 1989)
Longest Losing Streak: 4 (2x: last Nov. 26, 2008-Apr. 4, 2010)
Biggest Winning Margin: 30 (132-102; Jan. 16, 1988)
Biggest Losing Margin: 33 (114-81; Dec. 20, 2013)
Most Points Scored: 134 (Mar. 23, 1979)
Most Points Allowed: 141 (2x: last Nov. 29, 1991)
Fewest Points Scored: 71 (Dec. 23, 2003)
Fewest Points Allowed: 74 (Jan. 23, 2004)

Season-by-Season Results

1976-77: 4-0 1992-93: 2-0 2009-10: 0-2
1977-78: 3-1 1993-94: 1-1 2010-11: 2-0
1978-79: 0-4 1994-95: 1-1 2011-12: 0-1
1979-80: 4-2 1995-96: 2-0 2012-13: 0-2
1980-81: 1-1 1996-97: 1-1 2013-14: 1-1
1981-82: 2-0 1997-98: 1-1 2014-15: 2-0
1982-83: 2-0 1999-00: 0-2 2015-16: 1-1
1983-84: 1-1 2000-01: 2-0
1984-85: 1-1 2001-02: 0-2
1985-86: 2-0 2002-03: 1-1
1986-87: 2-0 2003-04: 1-1
1987-88: 2-0 2004-05: 1-1
1988-89: 2-0 2005-06: 1-1
1989-90: 1-1 2006-07: 1-1
1990-91: 1-1 2007-08: 2-0
1991-92: 1-1 2008-09: 0-2

2015-16 Rockets vs. Pacers Game-by-Game Results

DATE	GAME	FG-A	PCT	3FG-A	PCT	FT-A	PCT	OR-DR-REB	AST	PF	ST	TO	BS	PTS
1/10	@ HOUSTON	39-89	.438	14-38	.368	15-23	.652	10-39-49	24	21	11	23	3	107
18.133	Indiana	43-90	.478	9-31	.290	8-10	.800	5-34-39	33	21	12	18	5	103
3/27	HOUSTON	38-85	.447	7-33	.212	18-27	.667	11-33-44	17	18	7	14	3	101
17.165	@ Indiana	41-87	.471	9-26	.346	13-20	.650	15-35-50	25	23	9	13	6	104

2015-16 Rockets vs. Pacers

PLAYER	G-GS	MIN	FIELD GOALS		3-POINT FG		REBOUNDS					STL	TO	BLK	PTS	AVG		
			FG-FGA	PCT	FG-FGA	PCT	FT-FTA	PCT	OFF	DEF	TOT						AST	PF-DQ
Harden	2-2	86	19-42	.452	6-20	.300	11-15	733	0	17	17	6-0	2	10	0	55	27.5	
Ariza	2-2	80	13-26	.500	7-17	.412	5-6	833	1	6	7	2	5-0	1	5	0	38	19.0
Howard	2-2	73	14-21	.667	0-1	.000	4-11	364	7	20	27	3	5-0	2	6	2	32	16.0
Beverley	2-2	65	7-19	.368	4-11	.364	4-4	1,000	2	4	6	9	5-0	2	4	0	22	11.0
Brewer	2-0	41	6-16	.375	2-8	.250	6-7	857	0	6	6	1	4-0	2	2	0	20	10.0
Beasley	1-0	22	4-11	.364	0-1	.000	1-2	500	2	5	7	1	1-0	1	0	0	9	9.0
Motiejunas	1-1	16	3-8	.375	1-3	.333	1-2	500	2	1	3	0	2-0	1	1	0	8	8.0
Capela	2-1	37	5-7	.714	0-0	---	1-2	500	5	8	13	3	8-0	4	5	2	11	5.5
Jones	1-0	19	2-6	.333	0-1	.000	0-0	---	1	2	3	1	1-0	1	1	1	4	4.0
Terry	2-0	30	2-10	.200	1-7	.143	0-0	---	0	1	1	3	0-0	1	1	0	5	2.5
McDaniels	1-0	13	1-1	1.000	0-0	---	0-0	---	0	0	0	0	1-0	1	1	1	2	2.0
Thornton	1-0	23	1-7	.143	0-2	.000	0-1	000	1	2	3	1	1-0	1	0	0	2	2.0
ROCKETS	2	505	77-174	.443	21-71	.296	33-50	660	21	72	93	41	39-0	18	37	6	208	104.0

2015-16 Pacers vs. Rockets

PLAYER	G-GS	MIN	FIELD GOALS		3-POINT FG		REBOUNDS					STL	TO	BLK	PTS	AVG		
			FG-FGA	PCT	FG-FGA	PCT	FT-FTA	PCT	OFF	DEF	TOT						AST	PF-DQ
George	2-2	78	15-34	.441	7-18	.389	8-8	1,000	1	16	17	5	4-0	8	5	3	45	22.5
Ellis	2-2	73	15-29	.517	2-7	.286	2-3	667	2	6	8	20	4-0	4	6	1	34	17.0
Mahinmi	2-2	63	14-20	.700	0-0	---	4-9	444	7	11	18	5	7-0	1	3	2	32	16.0
Stuckey	2-0	43	8-17	.471	1-4	.250	1-1	1,000	0	5	5	2	2-0	2	2	0	18	9.0
Miles	2-0	42	6-22	.273	4-15	.267	1-2	500	1	4	5	4	4-0	1	2	1	17	8.5
G. Hill	2-2	68	6-16	.375	4-10	.400	0-0	---	0	8	8	7	0-0	0	2	0	16	8.0
Allen	2-1	38	5-7	.714	0-0	---	3-4	750	3	5	8	1	4-0	0	3	1	13	6.5
J. Hill	2-0	19	6-12	.500	0-0	---	1-2	500	2	4	6	0	3-0	0	3	1	13	6.5
Lawson	1-0	14	3-4	.750	0-1	.000	0-0	---	0	1	1	5	1-0	1	2	0	6	6.0
Robinson	1-0	13	2-3	.667	0-1	.000	0-0	---	0	3	3	2	1-0	0	0	0	4	4.0
Young	1-0	7	1-3	.333	0-1	.000	1-1	1,000	0	0	0	2	0-0	0	1	0	3	3.0
S. Hill	1-0	16	1-2	.500	0-0	---	0-0	---	2	3	5	3	3-0	2	1	0	2	2.0
Turner	2-1	32	2-8	.250	0-0	---	0-0	---	2	3	5	1	4-0	2	1	2	4	2.0
PACERS	2	505	84-177	.475	18-57	.316	21-30	700	20	69	89	58	44-0	21	31	11	207	103.5

Los Angeles Clippers



SEASON SERIES

	2015-16	All-Time	Playoffs
Overall	2-2	116-73	7-5
Home	1-1	65-26	5-2
Away	1-1	47-46	2-4
Neutral	0-0	4-1	0-0

2016-17 Season Series vs. Clippers

Friday, Dec. 30 at Houston, 7 p.m.
 Wednesday, Mar. 1 at Los Angeles, 9:30 p.m.
 Monday, Apr. 10 at Los Angeles, 9:30 p.m.

Series Information

Current Streak: Lost 2
Current Home Streak: Lost 1
Current Road Streak: Lost 1
Longest Winning Streak: 9 (2x: last Mar. 12, 2003-Apr. 18, 2005)
Longest Losing Streak: 5 (Jan. 4, 2012- Feb. 13, 2013)
Biggest Winning Margin: 32 (148-116; Mar. 15, 1986)
Biggest Losing Margin: 31 (128-97; Dec. 21, 1983)
Most Points Scored: 148 (Mar. 15, 1986)
Most Points Allowed: 138 (Mar. 7, 1979)
Fewest Points Scored: 74 (Nov. 4, 2000)

Season-by-Season Results

1970-71: 3-1 1986-87: 4-1 2002-03: 2-2
 1971-72: 4-0 1987-88: 3-2 2003-04: 4-0
 1972-73: 5-1 1988-89: 2-2 2004-05: 3-0
 1973-74: 2-4 1989-90: 2-2 2005-06: 2-2
 1974-75: 2-2 1990-91: 2-2 2006-07: 3-1
 1975-76: 2-3 1991-92: 2-2 2007-08: 3-0
 1976-77: 3-1 1992-93: 4-0 2008-09: 3-1
 1977-78: 1-3 1993-94: 4-0 2009-10: 2-1
 1978-79: 2-1 1994-95: 3-1 2010-11: 3-1
 1979-80: 2-0 1995-96: 4-0 2011-12: 0-3
 1980-81: 1-4 1996-97: 3-1 2012-13: 1-2
 1981-82: 4-1 1997-98: 4-0 2013-14: 0-4
 1982-83: 2-3 1998-99: 3-1 2014-15: 2-2
 1983-84: 2-3 1999-00: 4-0 2015-16: 2-2
 1984-85: 2-3 2000-01: 1-3
 1985-86: 3-2 2001-02: 1-3

2015-16 Rockets vs. Clippers Game-by-Game Results

DATE	GAME	FG-A	PCT	3FG-A	PCT	FT-A	PCT	OR-DR-REB	AST	PF	ST	TO	BS	PTS
11/7	HOUSTON	38-86	.442	7-30	.233	26-29	.897	11-36-47	16	27	7	14	3	109
19.361	@ L.A. Clippers	42-88	.477	4-22	.182	17-25	.680	11-30-41	29	23	8	12	5	105
12/19	@ HOUSTON	34-76	.447	8-25	.320	31-49	.633	13-42-55	22	29	7	19	7	107
18.212	L.A. Clippers	34-86	.395	11-38	.289	18-29	.621	7-31-38	21	36	10	12	6	97
1/18	HOUSTON	44-88	.500	11-32	.344	33-52	.635	16-36-52	31	28	8	14	5	132
19.060	@ L.A. Clippers	47-91	.516	22-37	.595	24-33	.727	9-32-41	28	30	10	13	6	140
3/16	@ HOUSTON	40-82	.488	9-25	.360	17-24	.708	13-26-39	23	25	5	16	3	106
18.304	L.A. Clippers	43-76	.566	12-30	.400	24-32	.750	7-26-33	31	20	9	11	7	122

2015-16 Rockets vs. Clippers

PLAYER	G-GS	MIN	FIELD GOALS		3-POINT FG		FT-FTA	PCT	REBOUNDS			AST	PF-DQ	STL	TO	BLK	PTS	AVG
			FG-FGA	PCT	FG-FGA	PCT			OFF	DEF	TOT							
Harden	4-4	158	34-74	.459	12-31	.387	37-45	.822	0	17	17	29	14-0	2	23	2	117	29.3
Howard	4-4	134	29-41	.707	0-0	---	26-43	.605	25	42	67	8	16-0	1	14	4	84	21.0
Thornton	3-1	79	18-37	.486	7-18	.389	7-7	1.000	2	8	10	9	8-0	5	2	0	50	16.7
Beasley	1-0	19	7-12	.583	0-0	---	2-4	.500	3	5	8	1	2-0	0	0	0	16	16.0
Ariza	4-4	148	19-41	.463	7-19	.368	12-12	1.000	4	17	21	14	13-0	3	0	2	57	14.3
Jones	2-0	41	7-18	.389	2-6	.333	2-7	.286	3	11	14	1	3-0	0	4	2	18	9.0
Terry	4-0	75	10-25	.400	4-16	.250	3-4	.750	0	4	4	7	6-0	3	1	1	27	6.8
Capela	4-2	65	9-16	.563	0-0	---	8-18	.444	10	14	24	1	8-0	1	3	4	26	6.5
Motiejunas	2-1	28	4-7	.571	0-2	.000	2-2	1.000	0	3	3	2	6-0	1	1	0	10	5.0
Beverley	3-3	73	5-14	.357	3-6	.500	1-4	.250	2	5	7	3	12-0	4	5	1	14	4.7
Brewer	4-0	76	8-26	.308	0-10	.000	2-2	1.000	1	9	10	7	12-0	3	3	1	18	4.5
Lawson	2-1	63	2-13	.154	0-3	.000	3-4	.750	1	3	4	9	7-0	4	1	0	7	3.5
Harrell	3-0	23	4-7	.571	0-0	---	2-2	1.000	2	2	4	1	0-0	0	0	1	10	3.3
McDaniels	2-0	6	0-1	.000	0-1	.000	0-0	---	0	0	0	0	2-0	0	1	0	0	0.0
ROCKETS	4	985	156-332	.470	35-112	.313	107-154	.695	53	140	193	92	109-0	27	63	18	454	113.5

2015-16 Clippers vs. Rockets

PLAYER	G-GS	MIN	FIELD GOALS		3-POINT FG		FT-FTA	PCT	REBOUNDS			AST	PF-DQ	STL	TO	BLK	PTS	AVG
			FG-FGA	PCT	FG-FGA	PCT			OFF	DEF	TOT							
Griffin	2-2	74	23-35	.657	0-1	.000	11-13	.846	3	16	19	11	9-0	1	3	0	57	28.5
Redick	4-4	132	32-63	.508	18-32	.563	21-22	.955	2	3	5	8	12-0	3	6	0	103	25.8
Paul	3-3	106	16-41	.390	7-19	.368	16-20	.800	1	10	11	38	6-0	15	10	1	55	18.3
Jordan	4-4	142	24-28	.857	0-0	---	18-40	.450	11	45	56	3	13-0	1	5	11	66	16.5
Crawford	4-0	114	14-35	.400	4-14	.286	5-6	.833	0	2	2	17	5-0	3	4	2	37	9.3
W. Johnson	4-0	56	13-27	.481	6-14	.429	1-2	.500	3	7	10	5	4-0	2	3	3	33	8.3
Smith	2-0	17	7-16	.438	0-4	.000	2-2	1.000	3	1	4	3	0-0	0	0	0	16	8.0
Green	1-1	16	0-4	.000	0-1	.000	0-0	---	0	0	0	0	4-0	1	1	1	0	0.0
Pierce	4-1	84	10-26	.385	7-15	.467	1-3	.333	0	16	16	7	13-0	1	4	1	28	7.0
Rivers	4-1	83	10-30	.333	4-14	.286	3-4	.750	0	5	5	3	7-0	2	3	1	27	6.8
Mbah a Moute	4-3	59	8-11	.727	0-3	.000	1-3	.333	3	3	6	3	10-0	2	0	0	17	4.3
Aldrich	3-0	28	5-7	.714	0-0	---	2-2	1.000	5	5	10	3	7-0	2	1	4	12	4.0
Stephenson	2-1	42	2-8	.250	1-3	.333	2-2	1.000	2	4	6	3	8-1	2	3	0	7	3.5
Prigioni	3-0	33	2-10	.200	2-7	.286	0-0	---	1	2	3	5	6-0	2	3	0	6	2.0
CLIPPERS	4	985	166-341	.487	49-127	.386	83-119	.697	34	119	153	109	109-1	37	48	24	464	116.0

Los Angeles Lakers



SEASON SERIES

	2015-16	All-Time	Playoffs
Overall	4-0	75-134	15-20
Home	2-0	42-59	9-6
Away	2-0	32-74	6-14
Neutral	0-0	1-1	0-0

2016-17 Season Series vs. Lakers

Wednesday, Oct. 26 at Los Angeles, 9:30 p.m.

Wednesday, Dec. 7 at Houston, 7 p.m.

Wednesday, Mar. 15 at Houston, 7 p.m.

Series Information

Current Streak: Won 5

Current Home Streak: Won 2

Current Road Streak: Won 6

Longest Winning Streak: 6 (Jan. 18, 1993-Mar. 24, 1994)

Longest Losing Streak: 15 (Dec. 31, 1967-Dec. 5, 1970)

Biggest Winning Margin: 32 (136-104; Dec. 27, 1972)

Biggest Losing Margin: 36 (152-116; Oct. 27, 1968)

Most Points Scored: 145 (Apr. 8, 2014)

Most Points Allowed: 152 (Oct. 27, 1968)

Fewest Points Scored: 74 (Nov. 15, 1991)

Fewest Points Allowed: 74 (2x: last Dec. 18, 2005)

Season-by-Season Results

1967-68: 1-7	1983-84: 1-4	1999-00: 2-2	2015-16: 4-0
1968-69: 0-7	1984-85: 1-4	2000-01: 1-3	
1969-70: 2-5	1985-86: 1-4	2001-02: 0-4	
1970-71: 3-3	1986-87: 1-4	2002-03: 2-2	
1971-72: 1-5	1987-88: 1-4	2003-04: 2-2	
1972-73: 1-3	1988-89: 1-3	2004-05: 2-2	
1973-74: 2-2	1989-90: 2-2	2005-06: 1-2	
1974-75: 2-2	1990-91: 1-3	2006-07: 2-2	
1975-76: 1-3	1991-92: 2-2	2007-08: 2-1	
1976-77: 2-2	1992-93: 3-1	2008-09: 0-4	
1977-78: 1-3	1993-94: 3-1	2009-10: 1-3	
1978-79: 2-1	1994-95: 0-4	2010-11: 1-2	
1979-80: 0-2	1995-96: 3-1	2011-12: 2-1	
1980-81: 2-3	1996-97: 3-1	2012-13: 2-2	
1981-82: 1-4	1997-98: 1-3	2013-14: 3-1	
1982-83: 0-5	1998-99: 1-2	2014-15: 2-1	

2015-16 Rockets vs. Lakers Game-by-Game Results

DATE	GAME	FG-A	PCT	3FG-A	PCT	FT-A	PCT	OR-DR-REB	AST	PF	ST	TO	BS	PTS
12/12	@ HOUSTON	47-90	.522	15-33	.455	17-28	.607	17-28	32	15	16	16	7	126
18,456	L.A. Lakers	35-88	.398	10-32	.313	17-20	.850	11-29-40	21	23	11	20	4	97
12/17	HOUSTON	34-88	.386	12-31	.387	27-42	.643	23-31-54	22	17	9	14	8	107
18,997	@ L.A. Lakers	36-84	.429	5-24	.208	10-18	.556	13-33-46	22	27	5	14	5	87
1/17	HOUSTON	44-91	.484	6-21	.286	18-24	.750	11-40-51	21	19	10	14	5	112
18,997	@ L.A. Lakers	37-82	.451	6-19	.316	15-19	.789	3-33-36	25	16	8	14	7	95
4/10	@ HOUSTON	50-98	.510	17-41	.415	13-18	.722	16-32-48	30	15	11	14	5	130
18,442	L.A. Lakers	41-83	.494	12-28	.429	16-19	.842	7-33-40	25	15	10	21	3	110

2015-16 Rockets vs. Lakers

PLAYER	G-GS	MIN	FIELD GOALS				3-POINT FG				REBOUNDS				AST	PF-DQ	STL	TO	BLK	PTS	AVG
			FG-FGA	PCT	FG-FGA	PCT	FT-FTA	PCT	OFF	DEF	TOT	AST	PF-DQ	STL							
Harden	4-4	136	42-93	.452	15-35	.429	27-33	.818	3	13	16	27	7-0	8	11	1	126	31.5			
Howard	4-4	118	20-36	.556	0-0	---	17-33	.515	19	36	55	4	9-0	4	5	10	57	14.3			
Thornhill	2-0	37	11-24	.458	4-11	.364	2-2	1,000	0	4	4	5	1-0	0	1	0	28	14.0			
Beverley	3-3	85	15-33	.455	7-19	.368	2-2	1,000	6	10	16	10	9-0	3	3	0	39	13.0			
Ariza	4-4	126	19-39	.487	8-22	.364	4-4	1,000	4	15	19	15	6-0	10	7	1	50	12.5			
Capela	4-3	91	17-26	.654	0-0	---	6-11	.545	19	19	38	2	9-0	5	5	6	40	10.0			
Jones	3-0	66	10-27	.370	2-5	.400	5-6	.833	3	12	15	4	6-0	1	4	4	27	9.0			
Moliejunas	3-1	53	10-19	.526	2-5	.400	5-10	.500	6	4	10	5	4-0	1	8	0	27	9.0			
Smith	1-0	19	3-6	.500	2-5	.400	1-2	.500	0	3	3	1	2-0	1	0	0	9	9.0			
Beasley	1-0	9	3-5	.600	0-1	.000	0-0	---	2	1	3	1	0-0	1	0	0	6	6.0			
Lawson	3-0	76	5-12	.417	2-6	.333	5-5	1,000	0	5	5	16	2-0	3	6	0	17	5.7			
Brewer	4-0	60	8-22	.364	4-9	.444	1-2	.500	1	10	11	8	5-0	7	1	1	21	5.3			
Harrell	2-0	27	5-7	.714	0-0	---	0-2	.000	2	6	8	2	4-0	0	0	0	10	5.0			
Terry	3-1	43	5-13	.385	3-9	.333	0-0	---	0	0	0	5	2-0	1	2	0	13	4.3			
McDaniels	4-0	12	2-5	.400	1-1	1,000	0-0	---	0	2	2	0	0-0	1	2	1	5	1.3			
Goudelock	1-0	1	0-0	---	0-0	---	0-0	---	0	0	0	0	0-0	0	0	0	0	0.0			
ROCKETS	4	960	175-367	.477	50-126	.397	75-112	.670	65	140	205	105	66-0	46	58	25	475	118.8			

2015-16 Lakers vs. Rockets

PLAYER	G-GS	MIN	FIELD GOALS				3-POINT FG				REBOUNDS				AST	PF-DQ	STL	TO	BLK	PTS	AVG
			FG-FGA	PCT	FG-FGA	PCT	FT-FTA	PCT	OFF	DEF	TOT	AST	PF-DQ	STL							
Bryant	4-4	115	30-59	.508	11-28	.393	16-21	.762	3	16	19	19	3-0	6	10	1	87	21.8			
Clarkson	3-3	104	23-49	.469	3-15	.200	0-0	---	4	11	15	11	6-0	4	5	0	49	16.3			
Williams	3-3	91	15-30	.500	4-12	.333	15-18	.833	1	10	11	7	6-0	2	6	1	49	16.3			
Randle	4-2	103	18-44	.409	1-3	.333	11-14	.786	7	31	38	10	17-0	3	9	1	48	12.0			
Nance	3-2	72	12-22	.545	0-1	.000	3-4	.750	5	9	14	4	8-0	4	3	1	27	9.0			
Russell	4-2	128	13-38	.342	6-20	.300	2-2	1,000	1	9	10	20	8-0	10	19	0	34	8.5			
Bass	1-0	19	2-4	.500	0-0	---	4-4	1,000	0	1	1	0	1-0	1	1	2	8	8.0			
World Peace	1-0	18	3-5	.600	2-3	.667	0-0	---	0	1	1	1	2-0	0	0	0	8	8.0			
Young	2-0	43	6-14	.429	3-10	.300	0-0	---	2	2	4	1	2-0	0	1	0	15	7.5			
Hibbert	4-4	97	11-28	.393	0-0	---	2-2	1,000	4	11	15	4	16-1	1	1	10	24	6.0			
A. Brown	2-0	27	4-10	.400	2-6	.333	0-0	---	0	2	2	0	0-0	0	0	0	10	5.0			
Black	2-0	29	4-6	.667	0-0	---	1-4	.250	2	9	11	0	2-0	0	0	1	9	4.5			
Sacre	2-0	45	3-8	.375	0-0	---	3-4	.750	4	4	8	2	2-0	0	2	2	9	4.5			
Huertias	3-0	47	4-12	.333	1-3	.333	0-1	.000	0	2	2	13	7-0	3	8	0	9	3.0			
Kelly	2-0	23	1-8	.125	0-2	.000	1-2	.500	1	10	11	1	1-0	0	0	0	3	1.5			
LAKERS	4	960	149-337	.442	33-103	.320	58-76	.763	34	128	162	93	81-1	34	69	19	389	97.3			

Memphis Grizzlies



SEASON SERIES

	2015-16	All-Time	Playoffs
Overall	2-2	53-31	0-0
Home	1-1	33-9	0-0
Away	1-1	20-22	0-0
Neutral	0-0	0-0	0-0

2016-17 Season Series vs. Grizzlies

Friday, Dec. 23, at Memphis, 7 p.m.

Friday, Jan. 13 at Houston, 7 p.m.

Saturday, Jan. 21 at Memphis, 7 p.m.

Saturday, Mar. 4 at Houston, 9 p.m.

Series Information

Current Streak: Won 2

Current Home Streak: Won 1

Current Road Streak: Won 1

Longest Winning Streak: 9 (Dec. 16, 1997-Dec. 6, 2000)

Longest Losing Streak: 4 (Nov. 25, 2005-Apr. 15, 2006)

Biggest Winning Margin: 49 (130-81, Mar. 14, 2016)

Biggest Losing Margin: 26 (119-93; Nov. 17, 2014)

Most Points Scored: 130 (Mar. 14, 2016)

Most Points Allowed: 119 (Nov. 17, 2014)

Fewest Points Scored: 71 (Nov. 1, 2003)

Fewest Points Allowed: 71 (Oct. 29, 2008)

Season-by-Season Results

1995-96: 4-0 2011-12: 2-2

1996-97: 3-1 2012-13: 1-3

1997-98: 3-1 2013-14: 2-2

1998-99: 4-0 2014-15: 2-2

1999-00: 2-2 2015-16: 2-2

2000-01: 4-0

2001-02: 1-3

2002-03: 3-1

2003-04: 1-3

2004-05: 3-1

2005-06: 0-4

2006-07: 4-0

2007-08: 3-1

2008-09: 2-2

2009-10: 4-0

2010-11: 3-1

2015-16 Rockets vs. Grizzlies Game-by-Game Results

DATE	GAME	FG-A	PCT	3FG-A	PCT	FT-A	PCT	OR-DR-REB	AST	PF	ST	TO	BS	PTS
11/20	HOUSTON	28-74	378	6-29	207	22-37	595	9-40-49	15	23	11	23	9	84
12/55	@ Memphis	36-85	424	8-24	333	16-19	842	8-39-47	26	30	16	12	4	86
11/25	@ HOUSTON	30-71	423	10-34	294	23-27	852	6-31-37	19	22	14	20	7	93
18,143	Memphis	39-80	488	3-16	188	21-23	913	9-32-41	21	23	8	17	3	102
1/12	HOUSTON	33-77	429	18-35	514	23-27	852	18-24-42	21	19	10	17	4	107
16,044	@ Memphis	33-72	458	7-18	389	18-24	750	13-18-31	22	24	9	19	3	91
3/14	@ HOUSTON	46-85	541	16-33	485	22-34	647	8-45-53	29	22	13	13	14	130
18,226	Memphis	30-101	297	4-17	235	17-28	607	28-30-58	14	25	7	20	0	81

2015-16 Rockets vs. Grizzlies

PLAYER	G-GS	MIN	FIELD GOALS			3-POINT FG			REBOUNDS			AST	PF-DQ	STL	TO	BLK	PTS	AVG
			FG-FGA	PCT	3FG-FGA	PCT	FT-FTA	PCT	OFF	DEF	TOT							
Harden	4-4	135	28-55	509	12-30	400	34-37	919	2	21	23	23	8-0	7	21	6	102	25.5
Motiejunas	1-1	21	7-14	500	1-2	500	3-5	600	2	4	6	2	2-0	1	0	0	18	18.0
Ariza	4-4	125	19-40	475	8-22	364	7-10	700	2	18	20	7	9-0	9	9	1	53	13.3
Howard	4-4	137	16-27	593	0-0	---	16-25	640	14	33	47	8	16-0	5	7	10	48	12.0
Beasley	1-0	27	4-8	500	1-3	333	2-2	1,000	0	9	9	2	3-0	3	2	1	11	11.0
Goudelock	1-0	17	5-7	714	1-2	500	0-0	---	0	0	0	2	2-0	1	0	1	11	11.0
Jones	3-2	78	11-27	407	5-9	556	6-10	600	4	8	12	5	4-0	4	6	2	33	11.0
Beverley	3-2	74	9-21	429	5-12	417	0-0	---	4	7	11	10	3-0	4	4	1	23	7.7
Thomson	3-0	52	8-25	320	4-12	333	3-5	600	3	2	5	2	5-0	1	1	0	23	7.7
McDaniels	2-0	27	5-13	385	2-6	333	3-4	750	1	6	7	1	4-0	2	4	0	15	7.5
Terry	4-2	85	10-24	417	8-19	421	2-2	1,000	0	6	6	12	12-0	2	7	2	30	7.5
Capela	4-1	71	6-15	400	0-1	000	6-13	462	6	15	21	2	7-0	3	2	6	18	4.5
Lawson	2-0	19	2-6	333	0-1	000	4-6	667	0	1	1	4	2-0	2	1	1	8	4.0
Brewer	4-0	74	3-20	150	3-11	273	4-4	1,000	3	7	10	2	7-0	3	3	1	13	3.3
Harrrell	3-0	19	4-5	800	0-1	000	0-2	000	0	3	3	2	2-0	1	2	2	8	2.7
ROCKETS	4	960	137-307	446	50-131	382	90-125	720	41	140	181	84	86-0	48	73	34	414	103.5

2015-16 Grizzlies vs. Rockets

PLAYER	G-GS	MIN	FIELD GOALS			3-POINT FG			REBOUNDS			AST	PF-DQ	STL	TO	BLK	PTS	AVG
			FG-FGA	PCT	3FG-FGA	PCT	FT-FTA	PCT	OFF	DEF	TOT							
Conley	2-2	67	17-26	654	4-8	500	7-8	875	0	4	4	10	7-0	3	4	0	45	22.5
Martin	1-0	29	4-12	333	0-1	000	9-10	900	2	6	8	1	3-0	0	0	0	17	17.0
Gasol	3-3	116	20-41	488	0-0	---	7-9	778	5	18	23	16	7-0	7	10	4	47	15.7
Barnes	3-2	90	15-32	469	5-15	333	4-5	800	4	18	22	7	5-0	4	5	0	39	13.0
Lee	3-1	96	17-33	515	3-11	273	2-5	400	2	6	8	4	8-0	4	5	1	39	13.0
Stephenson	1-0	25	5-17	294	0-0	---	2-8	250	13	2	15	0	6-1	0	0	0	12	12.0
Allen	4-4	101	16-39	410	3-7	429	5-8	625	6	14	20	7	16-0	8	8	1	40	10.0
Je. Green	3-3	75	7-21	333	1-5	200	15-16	938	3	10	13	4	4-0	3	1	1	30	10.0
Hollins	1-1	26	4-7	571	0-0	---	2-4	500	4	4	8	0	3-0	0	1	0	10	10.0
Randolph	1-0	33	5-10	500	0-1	000	0-0	---	4	5	9	0	4-0	0	2	0	10	10.0
Chalmers	3-1	81	7-24	292	1-8	125	11-12	917	1	9	10	17	11-0	4	5	0	26	8.7
Hairston	1-0	18	3-8	375	0-3	000	0-0	---	0	2	2	2	2-0	0	2	0	6	6.0
Ja. Green	4-2	78	9-31	290	2-6	333	3-3	1,000	5	8	13	3	17-0	1	10	1	23	5.8
V. Carter	3-0	53	5-14	357	2-6	333	4-4	1,000	5	7	12	4	6-0	2	2	2	16	5.3
McCallum	1-0	28	2-10	200	1-1	1,000	0-0	---	1	1	2	4	2-0	2	3	0	5	5.0
Weber	1-1	35	1-8	125	0-0	---	1-2	500	2	5	7	3	1-0	2	5	0	3	3.0
Ennis	2-0	3	1-3	333	0-2	000	0-0	---	1	0	1	0	0-0	0	0	0	2	1.0
Smith	1-0	1	0-0	---	0-0	---	0-0	---	0	0	0	0	0-0	0	0	0	0	0.0
Williams	1-0	5	0-2	000	0-1	000	0-0	---	0	0	0	1	0-0	0	1	0	0	0.0
GRIZZLIES	4	960	138-338	408	22-75	293	72-94	766	58	119	177	83	102-1	40	68	10	370	92.5

Miami Heat



SEASON SERIES

	2015-16	All-Time	Playoffs
Overall	1-1	29-29	0-0
Home	1-0	17-11	0-0
Away	0-1	12-18	0-0
Neutral	0-0	0-0	0-0

2016-17 Season Series vs. Heat

Tuesday, Jan. 17 at Miami, 6:30 p.m.
 Wednesday, Feb. 15 at Houston, 7 p.m.

Series Information

Current Streak: Won 1
Current Home Streak: Won 3
Current Road Streak: Lost 1
Longest Winning Streak: 11 (Nov. 19, 1989-Jan. 11, 1995)
Longest Losing Streak: 8 (Nov. 8, 1995-Jan. 6, 2000)
Biggest Winning Margin: 38 (132-94; Nov. 19, 1989)
Biggest Losing Margin: 33 (99-66; Feb. 9, 2010)
Most Points Scored: 132 (Nov. 19, 1989)
Most Points Allowed: 125 (2x: last Mar. 27, 2011)
Fewest Points Scored: 66 (2x: last Feb. 9, 2010)
Fewest Points Allowed: 70 (Nov. 11, 2004)

Season-by-Season Results

1988-89: 4-2 2004-05: 1-1
 1989-90: 2-0 2005-06: 0-2
 1990-91: 2-0 2006-07: 2-0
 1991-92: 2-0 2007-08: 1-1
 1992-93: 2-0 2008-09: 2-0
 1993-94: 2-0 2009-10: 0-2
 1994-95: 2-0 2010-11: 0-2
 1995-96: 0-2 2011-12: 0-1
 1996-97: 0-2 2012-13: 0-2
 1997-98: 0-2 2013-14: 1-1
 1998-99: 0-1 2014-15: 2-0
 1999-00: 1-1 2015-16: 1-1
 2000-01: 1-1
 2001-02: 0-2
 2002-03: 1-1
 2003-04: 1-1

2015-16 Rockets vs. Heat Game-by-Game Results

DATE	GAME	FG-A	PCT	3FG-A	PCT	FT-A	PCT	OR-DR-REB	AST	PF	ST	TO	BS	PTS
11/1	HOUSTON	32-79	.405	10-36	.278	15-18	.833	3-31-34	20	23	9	18	3	89
19,600	@ Miami	42-86	.488	9-22	.409	16-21	.762	11-37-48	24	16	11	15	5	109
2/2	HOUSTON	44-84	.524	16-35	.457	11-16	.688	3-31-34	30	19	9	11	6	115
18,229	vs. Miami	38-85	.447	6-17	.353	20-27	.741	13-38-51	26	18	5	17	3	102

2015-16 Rockets vs. Heat

PLAYER	G-GS	MIN	FIELD GOALS		3-POINT FG			REBOUNDS			AST	PF-DQ	STL	TO	BLK	PTS	AVG			
			FG-FGA	PCT	FG-FGA	PCT	FT-FTA	PCT	OFF	DEF								TOT		
Harden	2-2	74	12-34	.353	3-18	.167	3-18	.167	15-18	.833	0	10	10	21	4-0	5	8	2	42	21.0
Thornton	2-1	54	15-27	.556	9-16	.563	0-0	---	0	7	7	5	5-0	1	2	0	39	19.5		
Smith	1-1	21	8-13	.615	3-5	.600	0-0	---	0	4	4	1	5-0	2	3	1	19	19.0		
Beverley	2-1	48	9-14	.643	4-7	.571	1-2	.500	1	5	6	2	6-0	0	3	1	23	11.5		
Jones	1-0	29	4-9	.444	0-0	---	3-4	.750	0	7	7	1	4-0	1	0	0	11	11.0		
Brewer	2-1	54	9-23	.391	2-8	.250	0-0	---	0	5	5	4	7-0	4	1	2	20	10.0		
Capela	1-1	14	5-5	1.000	0-0	---	0-0	---	1	4	5	0	2-0	0	1	1	10	10.0		
Ariza	2-2	74	7-23	.304	4-12	.333	0-0	---	1	10	11	7	2-0	4	3	1	18	9.0		
Harrell	1-0	22	3-4	.750	0-0	---	1-2	.500	2	3	5	0	2-0	0	1	1	7	7.0		
Lawson	2-1	59	3-6	.500	0-1	.000	3-4	.750	0	6	6	8	3-0	1	5	0	9	4.5		
McDaniels	1-0	3	0-1	.000	0-0	---	3-4	.750	0	0	0	0	0-0	0	0	0	3	3.0		
Terry	2-0	17	1-4	.250	1-4	.250	0-0	---	1	0	1	1	0-0	0	1	0	3	1.5		
Hayes	1-0	9	0-0	---	0-0	---	0-0	---	0	1	1	0	2-0	0	0	0	0	0.0		
ROCKETS	2	480	76-163	.466	26-71	.366	26-34	.765	6	62	68	50	42-0	18	29	9	204	102.0		

2015-16 Heat vs. Rockets

PLAYER	G-GS	MIN	FIELD GOALS		3-POINT FG			REBOUNDS			AST	PF-DQ	STL	TO	BLK	PTS	AVG	
			FG-FGA	PCT	FG-FGA	PCT	FT-FTA	PCT	OFF	DEF								TOT
Whiteside	1-1	34	12-15	.800	0-0	---	1-3	.333	1	14	15	1	2-0	3	3	2	25	25.0
Wade	2-2	62	12-34	.353	2-3	.667	10-12	.833	3	3	6	12	1-0	3	4	1	36	18.0
Deng	2-2	55	12-25	.480	3-8	.375	4-6	.667	5	9	14	4	3-0	1	4	0	31	15.5
Stoudemire	1-1	24	6-12	.500	0-0	---	2-2	1.000	6	4	10	1	3-0	0	3	0	14	14.0
Bosh	2-2	55	7-22	.318	3-6	.500	6-8	.750	2	13	15	1	3-0	0	0	3	23	11.5
Dragic	2-2	57	9-19	.474	1-4	.250	3-5	.600	0	7	7	12	4-0	1	3	0	22	11.0
Johnson	1-0	21	5-7	.714	1-2	.500	0-1	.000	3	5	8	3	0-0	1	0	1	11	11.0
Winslow	2-0	63	8-13	.615	3-3	1.000	2-2	1.000	3	8	11	4	6-0	5	5	0	21	10.5
Green	2-0	43	6-13	.462	2-8	.250	6-6	1.000	0	4	4	3	3-0	0	1	1	20	10.0
Chalmers	1-0	23	1-3	.333	0-1	.000	2-3	.667	1	0	1	3	3-0	2	3	0	4	4.0
Udrih	1-0	25	2-5	.400	0-2	.000	0-0	---	0	4	4	5	2-0	0	1	0	4	4.0
Haslem	1-0	3	0-1	.000	0-1	.000	0-0	---	0	1	1	0	2-0	0	0	0	0	0.0
McRoberts	2-0	8	0-1	.000	0-0	---	0-0	---	0	2	2	0	1-0	0	2	0	0	0.0
Richardson	1-0	3	0-1	.000	0-1	.000	0-0	---	0	1	1	0	0-0	0	0	0	0	0.0
Stokes	1-0	3	0-0	---	0-0	---	0-0	---	0	0	0	1	0-0	0	0	0	0	0.0
HEAT	2	480	80-171	.468	15-39	.385	36-48	.750	24	75	99	50	34-0	16	32	8	211	105.5

Milwaukee Bucks



SEASON SERIES

	2015-16	All-Time	Playoffs
Overall	1-1	55-66	0-0
Home	1-0	37-23	0-0
Away	0-1	17-40	0-0
Neutral	0-0	1-3	0-0

2016-17 Season Series vs. Bucks

Wednesday, Jan. 18 at Houston, 7 p.m.

Monday, Jan. 23 at Milwaukee, 7 p.m.

Series Information

Current Streak: Lost 1

Current Home Streak: Won 3

Current Road Streak: Lost 1

Longest Winning Streak: 8 (Dec. 31, 2004-Dec. 31, 2008)

Longest Losing Streak: 11 (Mar. 22, 1969-Feb. 24, 1971)

Biggest Winning Margin: 28 (2x: last 127-99; Feb. 17, 2010)

Biggest Losing Margin: 39 (115-76; Feb. 20, 2002)

Most Points Scored: 137 (Dec. 2, 1976)

Most Points Allowed: 143 (Dec. 31, 1969)

Fewest Points Scored: 76 (2x: last Feb. 20, 2002)

Fewest Points Allowed: 80 (2x: last Jan. 23, 2006)

Season-by-Season Results

1968-69: 2-4	1984-85: 0-2	2001-02: 1-1
1969-70: 0-6	1985-86: 0-2	2002-03: 1-1
1970-71: 1-4	1986-87: 0-2	2003-04: 2-0
1971-72: 0-5	1987-88: 2-0	2004-05: 1-1
1972-73: 1-3	1988-89: 1-1	2005-06: 2-0
1973-74: 0-4	1989-90: 1-1	2006-07: 2-0
1974-75: 3-1	1990-91: 2-0	2007-08: 2-0
1975-76: 2-2	1991-92: 1-1	2008-09: 1-1
1976-77: 3-1	1992-93: 1-1	2009-10: 2-0
1977-78: 1-3	1993-94: 1-1	2010-11: 1-1
1978-79: 2-2	1994-95: 1-1	2011-12: 0-1
1979-80: 1-1	1995-96: 2-0	2012-13: 1-1
1980-81: 0-2	1996-97: 1-1	2013-14: 2-0
1981-82: 1-1	1997-98: 1-1	2014-15: 2-0
1982-83: 0-2	1999-00: 0-2	2015-16: 1-1
1983-84: 1-1	2000-01: 2-0	

2015-16 Rockets vs. Bucks Game-by-Game Results

DATE	GAME	FG-A	PCT	3FG-A	PCT	FT-A	PCT	OR-DR-REB	AST	PF	ST	TO	BS	PTS
1/22	@ HOUSTON	38-94	.404	15-44	.341	11-16	.688	15-27-42	27	21	10	12	10	102
1/19/16	Milwaukee	39-85	.459	3-14	.214	17-22	.773	14-34-48	30	17	7	15	10	98
2/29	HOUSTON	41-87	.471	15-36	.417	24-35	.686	16-25-41	30	24	12	17	1	121
1/31/14	@ Milwaukee	48-81	.593	8-15	.533	24-33	.727	10-32-42	30	24	12	18	4	128

2015-16 Rockets vs. Bucks

PLAYER	G-GS	MIN	FIELD GOALS		3-POINT FG		FT-FTA	PCT	REBOUNDS			AST	PF-DQ	STL	TO	BLK	PTS	AVG
			FG-FGA	PCT	FG-FGA	PCT			OFF	DEF	TOT							
Howard	1-1	35	12-19	.632	0-0	---	6-14	.429	7	6	13	0	4-0	0	2	0	30	30.0
Harden	2-2	74	17-31	.548	8-15	.533	14-15	.933	0	11	11	17	5-0	5	6	0	56	28.0
Ariza	2-2	72	12-24	.500	9-18	.500	6-6	1.000	5	8	13	13	4-0	2	2	1	39	19.5
Beverley	1-1	38	4-13	.308	1-6	.167	4-5	.800	1	2	3	3	4-0	2	3	0	13	13.0
Thornton	1-0	14	4-12	.333	2-4	.500	0-0	---	0	0	0	0	1-0	0	0	0	10	10.0
Jones	2-0	44	9-18	.500	0-3	.000	0-0	---	3	8	11	1	3-0	0	1	5	18	9.0
Terry	2-1	34	6-16	.375	6-14	.429	0-0	---	0	1	1	2	2-0	4	2	0	18	9.0
Smith	2-1	46	5-21	.238	2-10	.200	0-3	.000	4	3	7	9	7-0	3	3	3	12	6.0
Motiejunas	1-0	19	1-3	.333	1-1	1.000	3-4	.750	2	3	5	2	2-0	1	2	0	6	6.0
Capela	1-1	24	3-3	1.000	0-0	---	0-2	.000	4	5	9	2	6-1	1	1	2	6	6.0
Lawson	2-0	34	5-11	.455	1-5	.200	0-0	---	2	2	4	3	3-0	1	3	0	11	5.5
Brewer	2-1	45	1-10	.100	0-4	.000	2-2	1.000	3	3	6	5	4-0	3	2	0	4	2.0
ROCKETS	2	480	79-181	.436	30-80	.375	35-51	.686	31	52	83	57	45-1	22	29	11	223	111.5

2015-16 Bucks vs. Rockets

PLAYER	G-GS	MIN	FIELD GOALS		3-POINT FG		FT-FTA	PCT	REBOUNDS			AST	PF-DQ	STL	TO	BLK	PTS	AVG
			FG-FGA	PCT	FG-FGA	PCT			OFF	DEF	TOT							
Middleton	2-2	87	15-31	.484	2-10	.200	19-19	1.000	1	3	4	11	4-0	6	6	2	51	25.5
Parker	2-2	80	21-34	.618	1-1	1.000	4-5	.800	4	10	14	9	2-0	4	6	2	47	23.5
Anetokounmpo	2-2	76	14-25	.560	0-1	.000	8-15	.533	1	21	22	13	7-0	5	7	3	36	18.0
Monroe	2-1	49	15-26	.577	0-0	---	1-3	.333	4	11	15	4	8-0	0	1	4	31	15.5
Carter-Williams	1-1	35	4-11	.364	0-2	.000	3-5	.600	4	8	12	5	3-0	2	4	0	11	11.0
Bayless	2-0	56	7-16	.438	6-12	.500	1-2	.500	2	2	4	10	5-0	2	3	0	21	10.5
Plumlee	1-1	28	4-8	.500	0-0	---	1-2	.500	5	3	8	2	5-0	0	1	1	9	9.0
Henson	1-0	18	2-4	.500	0-0	---	4-4	1.000	2	4	6	2	3-0	0	1	2	8	8.0
Vaughn	2-0	19	4-4	1.000	2-2	1.000	0-0	---	0	0	0	1	1-0	0	0	0	10	5.0
O'Bryant	2-0	19	1-5	.200	0-0	---	0-0	---	1	2	3	2	1-0	0	0	0	2	1.0
Mayo	1-1	13	0-2	.000	0-1	.000	0-0	---	0	2	2	1	2-0	0	3	0	0	0.0
BUCKS	2	480	87-166	.524	11-29	.379	41-55	.745	24	66	90	60	41-0	19	33	14	226	113.0

Minnesota Timberwolves



SEASON SERIES

	2015-16	All-Time	Playoffs
Overall	3-0	69-39	3-0
Home	2-0	38-15	2-0
Away	1-0	30-24	1-0
Neutral	0-0	1-0	0-0

2016-17 Season Series vs. Timberwolves

Saturday, Dec. 17 at Minnesota, 7 p.m.
 Wednesday, Jan. 11 at Minnesota, 7 p.m.
 Saturday, Feb. 25 at Houston, 8 p.m.
 Wednesday, Apr. 12 at Houston, 7 p.m.

Series Information

Current Streak: Won 7
Current Home Streak: Won 7
Current Road Streak: Won 3
Longest Winning Streak: 13 (Feb. 5, 2007-Jan. 24, 2011)
Longest Losing Streak: 6 (Jan. 25, 2000-Jan. 1, 2001)
Biggest Winning Margin: 31 (113-82; Jan. 11, 2008)
Biggest Losing Margin: 32 (122-90; Mar. 30, 2000)
Most Points Scored: 129 (3x: last Apr. 11, 2016)
Most Points Allowed: 125 (Jan. 24, 2011)
Fewest Points Scored: 75 (2x: last Dec. 16, 2003)

Season-by-Season Results

1989-90: 2-2 2005-06: 2-2
 1990-91: 5-0 2006-07: 2-2
 1991-92: 3-2 2007-08: 3-0
 1992-93: 4-2 2008-09: 4-0
 1993-94: 4-1 2009-10: 3-0
 1994-95: 3-2 2010-11: 3-1
 1995-96: 2-2 2011-12: 1-3
 1996-97: 4-0 2012-13: 2-1
 1997-98: 1-3 2013-14: 3-1
 1998-99: 2-1 2014-15: 4-0
 1999-00: 0-4 2015-16: 3-0
 2000-01: 2-2
 2001-02: 2-2
 2002-03: 2-2
 2003-04: 2-2
 2004-05: 1-2

2015-16 Rockets vs. Timberwolves Game-by-Game Results

DATE	GAME	FG-A	PCT	3FG-A	PCT	FT-A	PCT	OR-DR-REB	AST	PF	ST	TO	BS	PTS
1/13	@ HOUSTON	37-75	.493	7-30	.233	26-38	.684	8-31-39	19	19	11	16	3	107
1/17	Minnesota	36-78	.462	8-17	.471	24-30	.800	14-29-43	25	27	11	21	1	104
3/18	@ HOUSTON	48-85	.565	11-29	.379	9-14	.643	13-29-42	31	19	9	17	7	116
18,142	Minnesota	43-85	.506	6-16	.375	19-24	.792	11-24-35	30	14	14	12	4	111
4/11	HOUSTON	48-86	.558	15-30	.500	18-26	.692	8-35-43	28	23	12	18	5	129
14,983	@ Minnesota	38-83	.458	5-21	.238	24-33	.727	10-30-40	25	20	12	14	3	105

2015-16 Rockets vs. Timberwolves

PLAYER	G-GS	MIN	FIELD GOALS		3-POINT FG		FT-FTA	PCT	REBOUNDS			AST	PF-DQ	STL	TO	BLK	PTS	AVG
			FG-FGA	PCT	FG-FGA	PCT			OFF	DEF	TOT							
Harden	3-3	105	31-63	.492	10-25	.400	18-22	.818	0	9	9	31	3-0	4	18	0	90	30.0
Ariza	3-3	97	17-29	.586	5-14	.357	7-10	.700	1	11	12	6	9-0	4	0	0	46	15.3
Howard	3-3	92	18-25	.720	0-0	---	8-16	.500	11	18	29	4	10-0	3	8	4	44	14.7
Beverley	2-2	70	9-17	.529	6-12	.500	5-8	.625	3	7	10	14	7-0	2	3	3	29	14.5
Motiejunas	2-2	45	11-19	.579	2-4	.500	0-0	---	5	8	13	4	5-0	3	3	2	24	12.0
Beasley	2-0	32	9-15	.600	1-1	1.000	2-3	.667	1	7	8	1	4-0	0	1	1	21	10.5
Jones	2-0	40	8-13	.615	1-4	.250	1-2	.500	2	9	11	1	6-0	1	3	0	18	9.0
Thornton	1-0	13	2-6	.333	0-3	.000	5-6	.833	0	0	0	1	3-0	1	3	0	9	9.0
Capela	3-1	56	12-17	.706	0-0	---	1-3	.333	5	15	20	2	4-0	2	2	3	25	8.3
Smith	1-0	23	3-6	.500	3-6	.500	2-2	1.000	0	3	3	3	6-1	2	1	0	11	11.0
Lawson	1-0	22	2-6	.333	1-1	1.000	1-2	.500	0	1	1	3	0-0	2	2	0	6	6.0
Terry	3-1	71	6-18	.333	4-13	.308	2-2	1.000	0	2	2	4	2-0	3	0	0	18	6.0
Brewer	3-0	37	4-7	.571	0-3	.000	1-2	.500	0	4	4	4	2-0	4	3	2	9	3.0
Goudelock	1-0	5	1-2	.500	0-1	.000	0-0	---	0	0	0	0	0-0	0	1	0	2	2.0
McDaniels	2-0	11	0-3	.000	0-2	.000	0-0	---	1	1	2	0	0-0	1	2	0	0	0.0
ROCKETS	3	720	133-246	.541	33-89	.371	53-78	.679	29	95	124	78	61-1	32	51	15	352	117.3

2015-16 Timberwolves vs. Rockets

PLAYER	G-GS	MIN	FIELD GOALS		3-POINT FG		FT-FTA	PCT	REBOUNDS			AST	PF-DQ	STL	TO	BLK	PTS	AVG
			FG-FGA	PCT	FG-FGA	PCT			OFF	DEF	TOT							
Martin	1-0	29	6-10	.600	3-7	.429	7-8	.875	0	2	2	1	4-0	0	2	0	22	22.0
Wiggins	3-3	99	20-35	.571	3-5	.600	18-19	.947	2	3	5	9	7-0	5	9	0	61	20.3
Towns	3-3	101	23-47	.489	1-6	.167	9-11	.818	10	22	32	5	7-0	5	5	2	56	18.7
LaVine	3-2	78	15-35	.429	6-13	.462	2-2	1.000	2	4	6	10	6-0	5	3	2	38	12.7
Muhammad	3-0	56	15-25	.600	2-5	.400	5-9	.556	2	2	4	5	0-0	3	3	0	37	12.3
Dieng	3-2	86	10-29	.345	0-1	.000	15-18	.833	5	13	18	7	10-0	6	2	1	35	11.7
Rubio	3-3	87	11-19	.579	1-6	.167	4-8	.500	0	10	10	23	5-0	6	13	3	27	9.0
Bjelica	2-0	48	5-11	.455	3-6	.500	4-4	1.000	5	12	17	2	10-0	0	2	0	17	8.5
Pekovic	1-1	16	4-9	.444	0-0	---	0-0	---	4	1	5	1	3-0	0	1	0	8	8.0
Payne	2-0	16	2-8	.250	0-1	.000	3-6	.500	3	3	6	2	1-0	3	1	0	7	3.5
Prince	3-1	45	4-8	.500	0-1	.000	0-0	---	1	3	4	5	1-0	1	1	0	8	2.7
Jones	2-0	41	2-9	.222	0-2	.000	0-0	---	0	5	5	9	5-0	2	2	0	4	2.0
Rudetz	1-0	7	0-1	.000	0-1	.000	0-0	---	0	0	0	0	0-0	0	0	0	0	0.0
Smith	2-0	12	0-0	---	0-0	---	0-2	.000	1	3	4	1	2-0	1	1	0	0	0.0
TIMBERWOLVES	3	720	117-246	.476	19-54	.352	67-87	.770	35	83	118	80	61-0	37	47	8	320	106.7

New Orleans Pelicans



SEASON SERIES

	2015-16	All-Time	Playoffs
Overall	3-1	28-23	0-0
Home	2-0	17-9	0-0
Away	1-1	11-14	0-0
Neutral	0-0	0-0	0-0

2016-17 Season Series vs. Pelicans

Friday, Dec. 16 at Houston, 7 p.m.
 Thursday, Feb. 23 at New Orleans, 7 p.m.
 Friday, Mar. 17 at New Orleans, 7 p.m.
 Friday, Mar. 24 at Houston, 7 p.m.

Series Information

Current Streak: Won 2
Current Home Streak: Won 3
Current Road Streak: Won 1
Longest Winning Streak: 6 (Dec. 29, 2002-Mar. 25, 2005)
Longest Losing Streak: 5 (Jan. 2, 2010-Jan. 14, 2011)
Biggest Winning Margin: 20 (2x: last 86-66; Apr. 13, 2009)
Biggest Losing Margin: 28 (83-111; Jan. 2, 2015)
Most Points Scored: 123 (Apr. 14, 2007)
Most Points Allowed: 123 (Apr. 14, 2010)
Fewest Points Scored: 69 (Mar. 19, 2008)

Season-by-Season Results

2002-03: 1-1
 2003-04: 2-0
 2004-05: 3-1
 2005-06: 1-3
 2006-07: 1-3
 2007-08: 2-2
 2008-09: 3-1
 2009-10: 1-3
 2010-11: 1-3
 2011-12: 2-1
 2012-13: 3-1
 2013-14: 3-1
 2014-15: 2-2
 2015-16: 3-1

2015-16 Rockets vs. Pelicans Game-by-Game Results

DATE	GAME	FG-A	PCT	3FG-A	PCT	FT-A	PCT	OR-DR-REB	AST	PF	ST	TO	BS	PTS
12/2	@ HOUSTON	36-87	.414	8-27	.296	28-39	.718	9-33-42	20	23	9	10	7	108
12/3	New Orleans	36-88	.409	7-25	.280	22-25	.880	16-40-56	20	32	5	23	6	101
12/26	HOUSTON	38-84	.452	15-33	.455	17-20	.850	10-25-35	21	20	8	11	3	108
12/28	@ New Orleans	38-75	.507	13-24	.542	21-26	.808	8-32-40	25	17	5	16	8	110
1/25	HOUSTON	38-80	.475	19-40	.475	17-21	.810	7-31-38	22	20	7	17	5	112
15/688	@ New Orleans	42-91	.462	13-29	.448	14-25	.560	16-34-50	23	16	8	12	4	111
3/2	@ HOUSTON	36-81	.444	3-35	.086	25-38	.658	8-43-51	20	14	15	21	9	100
18/226	New Orleans	36-90	.400	14-37	.378	9-13	.692	6-37-43	24	28	10	23	3	95

2015-16 Rockets vs. Pelicans

PLAYER	G-GS	MIN	FIELD GOALS		3-POINT FG		FT-FTA	PCT	REBOUNDS			AST	PF-DQ	STL	TO	BLK	PTS	AVG
			FG-FGA	PCT	FG-FGA	PCT			OFF	DEF	TOT							
Harden	4-4	152	37-85	.435	10-33	.303	39-42	.929	4	35	39	26	12-0	7	12	3	123	30.8
Ariza	4-4	147	25-48	.521	12-29	.414	4-6	.667	3	12	15	10	5-0	11	12	2	66	16.5
Beverley	4-4	117	20-42	.476	11-26	.423	1-2	.500	3	15	18	12	13-0	5	3	2	52	13.0
Howard	3-3	100	10-16	.625	0-0	---	11-19	.579	9	25	34	0	12-1	2	8	7	31	10.3
Jones	3-0	61	10-25	.400	2-3	.667	6-10	.600	3	7	10	2	2-0	4	1	4	28	9.3
Thornton	3-0	39	10-20	.500	5-11	.455	2-2	1.000	2	5	7	2	6-0	0	3	0	27	9.0
Brewer	4-1	86	10-29	.345	2-13	.154	10-12	.833	3	7	10	5	3-0	4	4	1	32	8.0
Lawson	3-0	76	7-18	.389	2-5	.400	8-11	.727	0	2	2	13	5-0	2	6	0	24	8.0
Motiejunas	2-1	29	5-10	.500	0-2	.000	1-4	.250	1	2	3	2	2-0	0	1	0	11	5.5
Capela	4-3	76	9-16	.563	0-0	---	4-8	.500	6	15	21	5	10-0	2	0	4	22	5.5
Smith	2-0	47	4-16	.250	0-7	.000	1-2	.500	0	6	6	5	7-0	1	4	1	9	4.5
Terry	2-0	30	1-7	.143	1-6	.167	0-0	---	0	1	1	1	0-0	1	0	0	3	1.5
ROCKETS	4	960	148-332	.446	45-135	.333	87-118	.737	34	132	166	83	77-1	39	59	24	428	107.0

2015-16 Pelicans vs. Rockets

PLAYER	G-GS	MIN	FIELD GOALS		3-POINT FG		FT-FTA	PCT	REBOUNDS			AST	PF-DQ	STL	TO	BLK	PTS	AVG
			FG-FGA	PCT	FG-FGA	PCT			OFF	DEF	TOT							
Davis	4-4	131	26-58	.448	3-6	.500	19-22	.864	7	33	40	7	10-0	6	11	6	74	18.5
Holiday	3-0	93	21-41	.512	4-14	.286	8-10	.800	1	10	11	20	8-0	5	11	1	54	18.0
Anderson	4-0	113	25-67	.373	10-26	.385	11-13	.846	19	15	34	1	11-0	1	12	4	71	17.8
Gordon	3-3	105	19-33	.576	11-22	.500	1-1	1.000	1	6	7	10	11-0	2	8	0	50	16.7
Cole	4-2	111	17-43	.395	5-14	.357	2-4	.500	0	12	12	15	8-0	2	8	1	41	10.3
Evans	3-3	89	7-28	.250	2-7	.286	10-15	.667	1	11	12	23	5-0	3	7	2	26	8.7
Cunningham	4-1	69	10-18	.556	6-11	.545	2-4	.500	3	9	12	2	5-0	0	3	2	28	7.0
Douglas	3-0	41	7-12	.583	4-8	.500	3-4	.750	0	6	6	6	6-0	2	2	1	21	7.0
Asik	3-3	50	6-11	.545	0-0	---	7-8	.875	6	8	14	1	6-0	0	3	2	19	6.3
Smith	1-0	13	2-3	.667	0-0	---	0-0	---	2	6	8	2	1-0	1	1	0	4	4.0
Ajincja	3-0	20	5-12	.417	0-0	---	1-2	.500	1	3	4	0	9-0	2	2	2	11	3.7
Gee	4-3	89	5-14	.357	2-6	.333	2-4	.500	4	11	15	4	10-0	2	2	0	14	3.5
Perkins	2-1	30	2-3	.667	0-0	---	0-2	.000	1	9	10	1	2-0	3	2	0	4	2.0
Babbitt	1-0	0	0-0	---	0-0	---	0-0	---	0	0	0	0	0-0	0	0	0	0	0.0
Dejean-Jones	1-0	6	0-1	.000	0-1	.000	0-0	---	0	4	4	0	1-0	0	0	0	0	0.0
PELICANS	4	960	152-344	.442	47-115	.409	66-89	.742	46	143	189	92	93-0	28	74	21	417	104.3

New York Knicks



SEASON SERIES

	2015-16	All-Time	Playoffs
Overall	1-1	67-70	6-4
Home	0-1	40-28	5-1
Away	1-0	26-41	1-3
Neutral	0-0	1-1	0-0

2016-17 Season Series vs. Knicks

Wednesday, Nov. 2 at New York, 6:30 p.m.
Saturday, Dec. 31 at Houston, 7 p.m.

Series Information

Current Streak: Won 1
Current Home Streak: Lost 1
Current Road Streak: Won 6
Longest Winning Streak: 11 (Jan. 9, 2009-Jan. 8, 2015)
Longest Losing Streak: 10 (Oct. 28, 1971-Jan. 12, 1973)
Biggest Winning Margin: 31 (111-79; Jan. 8, 2004)
Biggest Losing Margin: 30 (125-95; Feb. 11, 1993)
Most Points Scored: 139 (Mar. 19, 1980)
Most Points Allowed: 130 (Nov. 20, 1979)
Fewest Points Scored: 74 (2x: last Feb. 22, 1998)
Fewest Points Allowed: 71 (Jan. 21, 2004)

Season-by-Season Results

1967-68: 1-6 1983-84: 0-2 2000-01: 2-0
1968-69: 3-3 1984-85: 2-0 2001-02: 1-1
1969-70: 1-5 1985-86: 2-0 2002-03: 0-2
1970-71: 1-4 1986-87: 1-1 2003-04: 2-0
1971-72: 0-5 1987-88: 1-1 2004-05: 1-1
1972-73: 1-5 1988-89: 0-2 2005-06: 2-0
1973-74: 4-2 1989-90: 1-1 2006-07: 2-0
1974-75: 1-3 1990-91: 2-0 2007-08: 2-0
1975-76: 3-2 1991-92: 1-1 2008-09: 1-1
1976-77: 2-2 1992-93: 1-1 2009-10: 2-0
1977-78: 2-2 1993-94: 2-0 2010-11: 2-0
1978-79: 4-0 1994-95: 0-2 2011-12: 1-0
1979-80: 3-3 1995-96: 0-2 2012-13: 2-0
1980-81: 0-2 1996-97: 1-1 2013-14: 2-0
1981-82: 1-1 1997-98: 1-1 2014-15: 2-0
1982-83: 0-2 1999-00: 0-2 2015-16: 1-1

2015-16 Rockets vs. Knicks Game-by-Game Results

DATE	GAME	FG-A	PCT	3FG-A	PCT	FT-A	PCT	OR-DR-REB	AST	PF	ST	TO	BS	PTS
11/21	@ HOUSTON	35-81	.432	12-28	.429	20-28	.714	16-26-42	18	26	6	12	4	102
18/226	New York	34-80	.425	12-25	.480	27-34	.794	19-26-45	20	22	4	13	8	107
11/29	HOUSTON	43-95	.453	7-25	.280	23-36	.639	17-22-39	16	19	16	8	2	116
19/812	@ New York	45-78	.577	6-18	.333	15-17	.882	5-38-43	22	24	5	23	7	111

2015-16 Rockets vs. Knicks

PLAYER	G-GS	MIN	FIELD GOALS		3-POINT FG		REBOUNDS			AST	PF-DQ	STL	TO	BLK	PTS	AVG		
			FG-FGA	PCT	FG-FGA	PCT	FT-FTA	PCT	OFF								DEF	TOT
Harden	2-2	84	18-48	.375	3-11	.273	11-15	733	4	10	14	19	5-0	5	5	20	25.0	
Capela	2-2	66	14-20	.700	0-0	---	6-13	462	11	14	25	1	8-1	4	3	1	34	17.0
Thorton	2-0	40	11-20	.550	4-9	.444	4-4	1,000	0	2	2	1	2-0	1	2	0	30	15.0
Howard	1-1	30	6-14	.429	0-0	---	2-5	400	2	4	6	2	1-0	0	0	0	14	14.0
Ariza	2-2	78	10-19	.526	3-9	.333	3-5	600	3	9	12	4	5-0	2	1	0	26	13.0
Jones	2-1	62	7-22	.318	2-4	.500	10-13	769	9	4	13	1	6-0	1	1	1	26	13.0
Terry	2-1	51	6-15	.400	5-12	.417	1-2	500	0	0	0	1	7-0	4	1	0	18	9.0
Beverley	1-1	34	2-5	.400	0-2	.000	3-3	1,000	0	3	3	2	5-0	5	1	0	7	7.0
Brewer	2-0	27	3-8	.375	2-6	.333	2-2	1,000	2	0	2	1	2-0	0	2	0	10	5.0
Harrell	1-0	11	1-2	.500	0-0	---	1-2	500	1	0	1	0	2-0	0	2	3	3.0	
Lawson	1-0	17	0-1	.000	0-0	---	0-0	---	0	2	2	0	0	4	0	0	0	0.0
McDaniels	1-0	5	0-2	.000	0-0	---	0-0	---	1	0	1	0	2-0	0	0	0	0	0.0
ROCKETS	2	505	78-176	.443	19-53	.358	43-64	672	33	48	81	34	45-1	22	20	6	218	109.0

2015-16 Knicks vs. Rockets

PLAYER	G-GS	MIN	FIELD GOALS		3-POINT FG		REBOUNDS			AST	PF-DQ	STL	TO	BLK	PTS	AVG		
			FG-FGA	PCT	FG-FGA	PCT	FT-FTA	PCT	OFF								DEF	TOT
Afflalo	2-2	77	19-37	.514	6-11	.545	3-6	500	1	12	13	7	1-0	1	2	0	47	23.5
Porzingis	2-2	77	16-25	.640	2-4	.500	10-10	1,000	8	19	27	3	6-0	1	5	9	44	22.0
Anthony	1-1	25	5-10	.500	1-2	.500	3-4	750	3	3	6	0	5-0	0	3	0	14	14.0
Thomas	2-1	61	9-18	.500	1-4	.250	4-4	1,000	2	4	6	2	4-0	1	3	0	23	11.5
Calderson	2-2	71	5-12	.417	4-9	.444	4-4	1,000	0	5	5	11	6-0	2	5	0	18	9.0
Williams	2-0	26	5-10	.500	1-3	.333	7-7	1,000	1	7	8	1	3-0	0	1	0	18	9.0
Galloway	2-0	50	6-18	.333	2-8	.250	2-3	667	2	1	3	6	6-0	2	3	1	16	8.0
Seraphin	2-0	38	8-14	.571	0-0	---	0-0	---	3	7	10	5	4-0	1	5	4	16	8.0
Grant	2-0	25	3-7	.429	1-1	1.000	6-6	1,000	0	1	1	2	2-0	1	2	0	13	6.5
Lopez	2-2	39	3-6	.500	0-0	---	2-3	667	4	5	9	4	6-0	0	2	1	8	4.0
O'Quinn	1-0	4	0-0	---	0-0	---	1-2	500	0	0	0	0	1-0	0	0	0	1	1.0
Arundson	1-0	8	0-0	---	0-0	---	0-2	000	0	0	0	1	2-0	0	1	0	0	0.0
Early	1-0	6	0-1	.000	0-1	.000	0-0	---	0	0	0	0	0-0	0	0	0	0	0.0
KNICKS	2	505	79-158	.500	18-43	.419	42-51	824	24	64	88	42	46-0	9	36	15	218	109.0

Oklahoma City Thunder



SEASON SERIES

	2015-16	All-Time	Playoffs
Overall	2-2	103-106	13-24
Home	2-0	64-38	9-9
Away	0-2	35-64	4-15
Neutral	0-0	4-4	0-0

2016-17 Season Series vs. Thunder

Wednesday, Nov. 16 at Oklahoma City, 7 p.m.
 Friday, Dec. 9 at Oklahoma City, 7 p.m.
 Thursday, Jan. 5 at Houston, 7 p.m.
 Sunday, Mar. 26 at Houston, 2:30 p.m.

Series Information

Current Streak: Won 1
Current Home Streak: Won 1
Current Road Streak: Lost 2
Longest Winning Streak: 13 (Jan. 3, 2007-Dec. 19, 2009)
Longest Losing Streak: 9 (Apr. 16, 1994-Apr. 15, 1996)
Biggest Winning Margin: 40 (113-73; Apr. 13, 1997)
Biggest Losing Margin: 56 (136-80; Dec. 6, 1986)
Most Points Scored: 148 (Nov. 14, 1969)
Most Points Allowed: 143 (Nov. 15, 1980)
Fewest Points Scored: 69 (Nov. 16, 2014)

Season-by-Season Results

1967-68: 3-5 1983-84: 3-2 1999-00: 1-3 2015-16: 2-2
 1968-69: 3-3 1984-85: 3-2 2000-01: 2-2
 1969-70: 4-2 1985-86: 3-2 2001-02: 2-2
 1970-71: 5-1 1986-87: 1-4 2002-03: 2-2
 1971-72: 3-3 1987-88: 3-2 2003-04: 1-3
 1972-73: 2-2 1988-89: 2-2 2004-05: 3-1
 1973-74: 1-3 1989-90: 2-2 2005-06: 3-1
 1974-75: 1-3 1990-91: 2-2 2006-07: 3-0
 1975-76: 2-2 1991-92: 1-3 2007-08: 4-0
 1976-77: 3-1 1992-93: 1-3 2008-09: 3-0
 1977-78: 0-4 1993-94: 2-2 2009-10: 3-1
 1978-79: 2-2 1994-95: 0-4 2010-11: 1-3
 1979-80: 1-1 1995-96: 0-4 2011-12: 2-2
 1980-81: 4-1 1996-97: 3-1 2012-13: 1-2
 1981-82: 2-3 1997-98: 1-3 2013-14: 1-3
 1982-83: 1-4 1998-99: 2-1 2014-15: 3-0

2015-16 Rockets vs. Thunder Game-by-Game Results

DATE	GAME	FG-A	PCT	3FG-A	PCT	FT-A	PCT	OR-DR-REB	AST	PF	ST	TO	BS	PTS
11/2	@ HOUSTON	41-89	.461	9-29	.310	19-29	.655	7-27-34	22	22	18	12	7	110
12/22	Oklahoma City	40-84	.476	10-23	.435	15-22	.682	14-41-55	17	24	7	25	9	105
1/29	HOUSTON	36-95	.379	9-39	.231	27-43	.628	11-29-40	23	21	14	12	7	108
18.203	@ Oklahoma City	41-86	.477	8-19	.421	26-30	.867	11-46-57	23	29	6	19	7	116
3/22	HOUSTON	40-92	.435	13-37	.351	14-17	.824	13-34-47	26	27	9	17	3	107
18.203	@ Oklahoma City	41-91	.451	8-35	.229	21-29	.724	13-33-46	22	17	10	13	7	111
4/3	@ HOUSTON	41-102	.402	13-42	.310	23-26	.885	22-23-45	24	24	11	10	5	118
18.462	Oklahoma City	38-82	.463	7-27	.259	27-32	.844	15-35-50	21	21	5	21	5	110


2015-16 Rockets vs. Thunder

PLAYER	G-GS	MIN	FIELD GOALS		3-POINT FG		FT-FTA	PCT	REBOUNDS			AST	PF-DQ	STL	TO	BLK	PTS	AVG
			FG-FGA	PCT	FG-FGA	PCT			OFF	DEF	TOT							
Harden	4-4	161	39-90	.433	13-38	.342	44-50	.880	1	22	23	35	11-1	12	15	4	135	33.8
Ariza	4-4	161	16-31	.514	9-33	.273	7-8	.875	9	16	25	14	11-0	9	2	1	48	12.0
Howard	4-4	114	17-33	.515	0-0	---	10-25	.400	10	27	37	5	10-0	5	4	6	44	11.0
Beverley	4-3	109	16-42	.381	10-25	.400	1-2	.500	5	7	12	9	15-0	7	4	1	43	10.8
Brewer	4-1	88	16-42	.381	0-13	.000	6-8	.750	4	9	13	4	9-0	3	3	1	38	9.5
Lawson	2-1	55	8-14	.571	1-4	.250	2-7	.286	3	4	7	15	7-0	4	4	0	19	9.5
Beasley	2-0	25	7-19	.368	1-1	1.000	2-2	1.000	4	4	8	2	2-0	0	3	1	17	8.5
Capela	4-0	66	13-20	.650	0-0	---	4-6	.667	4	8	12	0	16-1	4	1	7	30	7.5
Smith	2-0	22	6-12	.500	3-6	.500	0-0	---	0	1	1	0	2-0	0	2	1	15	7.5
Thornton	2-1	47	6-19	.316	2-9	.222	0-0	---	5	6	11	3	1-0	2	1	0	14	7.0
Motiejunas	2-2	40	5-14	.357	1-5	.200	2-2	1.000	4	5	9	4	4-0	1	3	0	13	6.5
Terry	2-0	27	4-9	.444	3-6	.500	0-0	---	1	0	1	2	2-0	2	1	0	11	5.5
McDaniels	2-0	20	3-7	.429	1-4	.250	3-3	1.000	2	2	4	1	1-0	0	0	0	10	5.0
Jones	1-0	14	1-3	.333	0-2	.000	2-2	1.000	0	2	2	0	0-0	0	1	0	4	4.0
Goudelock	1-0	9	1-3	.333	0-1	.000	0-0	---	1	0	1	1	2-0	2	2	0	2	2.0
Harrell	1-0	3	0-0	---	0-0	---	0-0	---	0	0	0	0	1-0	1	0	0	0	0.0
ROCKETS	4	960	158-378	.418	44-147	.299	83-115	.722	53	113	166	95	94-2	52	51	22	443	110.8

2015-16 Thunder vs. Rockets

PLAYER	G-GS	MIN	FIELD GOALS		3-POINT FG		FT-FTA	PCT	REBOUNDS			AST	PF-DQ	STL	TO	BLK	PTS	AVG
			FG-FGA	PCT	FG-FGA	PCT			OFF	DEF	TOT							
Durant	4-4	149	38-78	.487	10-29	.345	32-36	.889	4	27	31	9	9-0	2	19	4	118	29.5
Westbrook	4-4	143	34-70	.486	5-19	.263	22-27	.815	9	34	43	49	12-0	6	27	1	95	23.8
Kanter	4-0	88	22-38	.579	0-0	---	10-12	.833	12	26	38	3	10-0	4	7	2	54	13.5
Walters	4-1	114	17-31	.548	6-13	.462	5-8	.625	4	7	11	4	11-0	4	4	1	45	11.3
Ibaka	4-4	119	16-46	.348	1-11	.091	4-6	.667	11	22	33	4	14-0	2	5	10	37	9.3
Augustin	2-0	40	5-11	.455	2-4	.500	3-5	.600	0	10	10	5	5-0	1	6	0	15	7.5
Adams	4-4	101	9-18	.500	0-0	---	6-11	.545	8	17	25	3	6-0	4	2	6	24	6.0
Payne	1-0	11	2-6	.333	1-4	.250	0-0	---	0	0	0	0	1-0	0	0	0	5	5.0
Roberson	3-3	63	7-12	.583	1-2	.500	0-0	---	2	5	7	1	11-0	1	0	3	15	5.0
Morrow	4-0	32	6-14	.429	5-11	.455	2-3	.667	0	1	1	1	3-0	1	2	0	19	4.8
Foye	2-0	41	2-9	.222	2-7	.286	0-0	---	0	1	1	3	2-0	3	0	1	6	3.0
Singler	3-0	59	2-10	.200	0-4	.000	5-5	1.000	3	5	8	1	7-0	0	2	0	9	3.0
THUNDER	4	960	160-343	.466	33-104	.317	89-113	.788	53	155	208	83	91-0	28	78	28	442	110.5

Orlando Magic



SEASON SERIES			
	2015-16	All-Time	Playoffs
Overall	1-1	28-27	4-0
Home	1-0	17-10	2-0
Away	0-1	11-17	2-0
Neutral	0-0	0-0	0-0

2016-17 Season Series vs. Magic

Friday, Jan. 6 at Orlando, 6 p.m.
 Tuesday, Feb. 7 at Houston, 7 p.m.

Series Information

Current Streak: Lost 1
Current Home Streak: Won 4
Current Road Streak: Lost 2
Longest Winning Streak: 6 (Jan. 8, 2003-Jan. 24, 2005)
Longest Losing Streak: 12 (Nov. 23, 1994-Feb. 16, 2001)
Biggest Winning Margin: 24 (119-95; Mar. 14, 1991)
Biggest Losing Margin: 32 (114-82; Mar. 30, 1991)
Most Points Scored: 146 (Apr. 8, 1990)
Most Points Allowed: 126 (Dec. 20, 1990)
Fewest Points Scored: 74 (2x; last Nov. 8, 2005)
Fewest Points Allowed: 76 (Nov. 8, 2005)

Season-by-Season Results

1989-90: 2-0
 1990-91: 3-2
 1991-92: 2-0
 1992-93: 1-1
 1993-94: 1-1
 1994-95: 0-2
 1995-96: 0-2
 1996-97: 0-2
 1997-98: 0-2
 1998-99: 0-1
 1999-00: 0-2
 2000-01: 1-1
 2001-02: 0-2
 2002-03: 2-0
 2003-04: 2-0
 2004-05: 2-0

2015-16 Rockets vs. Magic Game-by-Game Results

DATE	GAME	FG-A	PCT	3FG-A	PCT	FT-A	PCT	OR-DR-REB	AST	PF	ST	TO	BS	PTS
11/4	@ HOUSTON	42-88	.477	11-34	.324	24-34	.706	16-32-48	28	20	8	20	1	119
16.735	Orlando	46-91	.505	7-20	.350	15-19	.789	9-29-38	28	25	12	16	6	114
12/23	HOUSTON	41-83	.494	7-29	.241	12-17	.706	9-27-36	19	18	5	11	6	101
17.061	@ Orlando	44-84	.524	7-16	.438	9-13	.692	11-31-42	26	15	5	13	3	104

2015-16 Rockets vs. Magic

PLAYER	G-GS	MIN	FIELD GOALS		3-POINT FG		FT-FTA	PCT	REBOUNDS			AST	PF-DQ	STL	TO	BLK	PTS	AVG
			FG-FGA	PCT	FG-FGA	PCT			OFF	DEF	TOT							
Harden	2-2	84	18-40	.450	4-15	.267	19-23	.826	2	8	10	11	7-0	1	10	0	59	29.5
Howard	2-2	67	16-20	.800	0-0	---	3-9	.333	9	12	21	4	7-0	1	6	3	35	17.5
Ariza	2-2	80	10-25	.400	4-15	.267	3-4	.750	1	14	15	3	6-0	4	3	1	27	13.5
Lawson	2-1	68	9-20	.450	3-10	.300	6-6	1.000	1	5	6	11	5-0	1	6	0	27	13.5
Thornton	2-1	47	10-22	.455	4-11	.364	2-2	1.000	2	3	5	5	1-0	2	1	0	26	13.0
Capela	2-1	38	9-10	.900	0-0	---	0-2	.000	5	5	10	2	3-0	1	1	2	18	9.0
Jones	1-0	12	3-6	.500	1-2	.500	1-1	1.000	2	1	3	0	0-0	0	0	0	8	8.0
Beverley	2-1	42	3-13	.231	2-6	.333	2-2	1.000	0	3	3	2	4-0	1	1	1	10	5.0
Brewer	2-0	47	3-12	.250	0-4	.000	0-2	.000	3	5	8	5	4-0	2	0	0	6	3.0
Motiejunas	1-0	8	1-2	.500	0-0	---	0-0	---	0	1	1	1	0-0	0	2	0	2	2.0
Terry	1-0	9	1-1	1.000	0-0	---	0-0	---	0	2	2	3	1-0	0	0	0	2	2.0
Harrell	1-0	3	0-0	---	0-0	---	0-0	---	0	0	0	0	0-0	0	0	0	0	0.0
ROCKETS	2	505	83-171	.485	18-63	.286	36-51	.706	25	59	84	47	38-0	13	31	7	220	110.0

2015-16 Magic vs. Rockets

PLAYER	G-GS	MIN	FIELD GOALS		3-POINT FG		FT-FTA	PCT	REBOUNDS			AST	PF-DQ	STL	TO	BLK	PTS	AVG
			FG-FGA	PCT	FG-FGA	PCT			OFF	DEF	TOT							
Fournier	2-2	81	17-32	.531	5-13	.385	7-8	.875	1	10	11	8	10-0	2	3	0	46	23.0
Harris	2-2	57	14-20	.700	2-3	.667	5-6	.833	5	8	13	3	4-0	1	4	1	35	17.5
A. Gordon	2-0	44	13-22	.591	1-2	.500	6-9	.667	6	5	11	1	2-0	2	1	1	33	16.5
Vucevic	2-2	52	13-22	.591	0-0	---	1-2	.500	2	6	8	5	3-0	0	1	2	27	13.5
Frye	1-1	19	4-4	1.000	2-2	1.000	0-0	---	1	4	5	2	2-0	0	0	0	10	10.0
Oladipo	2-1	75	7-25	.280	1-8	.125	3-3	1.000	1	13	14	9	3-0	2	1	0	18	9.0
Payton	2-2	61	7-19	.368	1-1	1.000	2-4	.500	1	3	4	16	5-0	3	6	1	17	8.5
Smith	2-0	25	7-13	.538	0-1	.000	0-0	---	0	1	1	0	3-0	0	3	2	14	7.0
Watson	1-0	20	3-5	.600	1-2	.500	0-0	---	0	0	0	6	1-0	4	2	0	7	7.0
Dedmon	1-0	26	2-5	.400	0-0	---	0-0	---	1	6	7	1	6-1	2	1	2	4	4.0
Nicholson	1-0	8	1-3	.333	1-2	.500	0-0	---	0	0	0	0	0-0	0	1	0	3	3.0
Napier	1-0	9	1-3	.333	0-2	.000	0-0	---	0	1	1	2	0-0	0	1	0	2	2.0
Hezonja	2-0	27	1-2	.500	0-0	---	0-0	---	2	3	5	1	1-0	1	2	0	2	1.0
MAGIC	2	505	90-175	.514	14-36	.389	24-32	.750	20	60	80	54	40-1	17	29	9	218	109.0

Philadelphia 76ers



SEASON SERIES

	2015-16	All-Time	Playoffs
Overall	2-0	69-68	2-4
Home	1-0	42-25	1-2
Away	1-0	24-40	1-2
Neutral	0-0	3-3	0-0

2016-17 Season Series vs. Sixers

Monday, Nov. 14 at Houston, 7 p.m.
Friday, Jan. 27 at Philadelphia 6 p.m.

Series Information

Current Streak: Won 5
Current Home Streak: Won 5
Current Road Streak: Won 2
Longest Winning Streak: 11 (Feb. 20, 1992-Jan. 10, 1997)
Longest Losing Streak: 5 (3x; last Dec. 28, 1982-Jan. 11, 1985)
Biggest Winning Margin: 50 (124-74; Mar. 18, 2007)
Biggest Losing Margin: 33 (134-101; Mar. 5, 1968)
Most Points Scored: 149 (Feb. 16, 1993)
Most Points Allowed: 159 (Jan. 25, 1970)
Fewest Points Scored: 73 (Dec. 8, 1999)
Fewest Points Allowed: 66 (Nov. 17, 2003)

Season-by-Season Results

1967-68:	1-6	1983-84:	0-2	2000-01:	1-1
1968-69:	2-4	1984-85:	1-1	2001-02:	1-1
1969-70:	2-4	1985-86:	1-1	2002-03:	2-0
1970-71:	2-3	1986-87:	0-2	2003-04:	2-0
1971-72:	4-1	1987-88:	1-1	2004-05:	2-0
1972-73:	5-1	1988-89:	0-2	2005-06:	1-1
1973-74:	4-2	1989-90:	1-1	2006-07:	2-0
1974-75:	2-2	1990-91:	2-0	2007-08:	0-2
1975-76:	3-2	1991-92:	1-1	2008-09:	0-2
1976-77:	1-3	1992-93:	2-0	2009-10:	1-1
1977-78:	2-2	1993-94:	2-0	2010-11:	0-2
1978-79:	0-4	1994-95:	2-0	2011-12:	1-0
1979-80:	2-4	1995-96:	2-0	2012-13:	1-1
1980-81:	0-2	1996-97:	2-0	2013-14:	1-1
1981-82:	1-1	1997-98:	1-1	2014-15:	2-0
1982-83:	0-2	1999-00:	1-1	2015-16:	2-0

2015-16 Rockets vs. Sixers Game-by-Game Results

DATE	GAME	FG-A	PCT	3FG-A	PCT	FT-A	PCT	OR-DR-REB	AST	PF	ST	TO	BS	PTS
11/27	@ HOUSTON	38-73	.521	11-20	.550	29-37	.784	10-39-49	21	21	5	23	6	116
12/30/6	Philadelphia	40-83	.482	16-35	.457	18-26	.692	8-25-33	24	24	18	13	5	114
3/9	HOUSTON	38-86	.442	11-33	.333	31-41	.756	17-28-45	22	24	14	13	5	118
15.237	@ Philadelphia	35-86	.407	12-33	.364	22-32	.688	16-26-42	23	28	8	19	5	104


2015-16 Rockets vs. Sixers

PLAYER	G-GS	MIN	FIELD GOALS		3-POINT FG		FT-FTA	PCT	REBOUNDS			AST	PF-DQ	STL	TO	BLK	PTS	AVG
			FG-FGA	PCT	FG-FGA	PCT			OFF	DEF	TOT							
Harden	2-2	81	22-54	.407	6-20	.300	29-33	.879	4	14	18	16	6-0	1	13	1	79	39.5
Howard	2-2	69	13-19	.684	0-0	---	9-17	.529	13	18	31	5	7-0	2	3	2	35	17.5
Ariza	2-2	76	8-21	.381	6-13	.462	5-6	.833	1	4	5	4	3-0	3	3	1	27	13.5
McDaniels	1-0	17	3-4	.750	0-1	.000	6-6	1.000	2	1	3	0	2-0	0	1	0	12	12.0
Beverley	2-2	64	8-18	.444	5-8	.625	0-0	---	2	4	6	9	6-0	4	3	3	21	10.5
Beasley	1-0	9	2-3	.667	0-0	---	4-4	1.000	0	1	1	0	4-0	2	1	1	8	8.0
Capela	2-1	35	7-14	.500	0-0	---	2-4	.500	4	8	12	0	2-0	1	2	2	16	8.0
Thornton	1-0	9	3-5	.600	0-1	.000	0-0	---	0	2	2	0	1-0	0	1	0	6	6.0
Jones	1-0	24	2-5	.400	1-2	.500	0-0	---	1	7	8	1	3-0	0	1	1	5	5.0
Terry	2-0	28	3-6	.500	3-5	.600	1-1	1.000	0	3	3	3	1-0	2	1	0	10	5.0
Brewer	2-0	38	2-5	.400	1-3	.333	4-7	.571	0	3	3	2	6-1	2	3	0	9	4.5
Lawson	1-0	16	2-3	.667	0-0	---	0-0	---	0	0	0	3	0-0	1	3	0	4	4.0
Harrell	1-0	7	1-1	1.000	0-0	---	0-0	---	0	1	1	0	1-0	1	0	0	2	2.0
Motiejunas	1-1	7	0-1	.000	0-0	---	0-0	---	0	1	1	0	3-0	0	0	0	0	0.0
ROCKETS	2	480	76-159	.478	22-53	.415	60-78	.769	27	67	94	43	45-1	19	36	11	234	117.0

2015-16 Sixers vs. Rockets

PLAYER	G-GS	MIN	FIELD GOALS		3-POINT FG		FT-FTA	PCT	REBOUNDS			AST	PF-DQ	STL	TO	BLK	PTS	AVG
			FG-FGA	PCT	FG-FGA	PCT			OFF	DEF	TOT							
Covington	2-2	73	11-22	.500	9-17	.529	14-17	.824	1	13	14	9	8-0	12	6	2	45	22.5
Canaan	2-1	56	13-30	.433	8-19	.421	3-5	.600	0	3	3	6	8-0	0	4	1	37	18.5
Noel	1-1	32	7-17	.412	0-0	---	3-4	.750	8	1	9	4	4-0	2	3	2	17	17.0
Grant	2-2	67	11-25	.440	4-10	.400	5-8	.625	1	5	6	3	6-0	2	3	2	31	15.5
Smith	1-1	35	9-18	.500	2-7	.286	1-1	1.000	0	2	2	5	3-0	1	6	0	21	21.0
Okafor	1-1	27	4-12	.333	0-0	---	3-4	.750	4	2	6	2	2-0	1	1	0	11	11.0
H. Thompson	2-1	60	7-15	.467	4-9	.444	2-3	.667	0	11	11	2	7-0	2	0	0	20	10.0
Landry	1-0	9	0-2	.000	0-0	---	6-8	.750	3	3	6	0	1-0	0	1	0	6	6.0
Sampson	1-1	19	3-5	.600	0-1	.000	0-0	---	1	1	2	0	1-0	0	1	1	6	6.0
McConnell	2-0	38	5-7	.714	0-1	.000	1-1	1.000	1	7	8	4	4-0	2	3	0	11	5.5
Pressey	1-0	16	2-6	.333	0-0	---	0-1	.000	0	0	0	5	0-0	2	1	1	4	4.0
Holmes	2-0	19	2-3	.667	0-0	---	1-4	.250	5	1	6	0	4-0	0	0	1	5	2.5
Stauskas	2-0	27	1-7	.143	1-4	.250	1-2	.500	0	2	2	3	4-0	2	1	0	4	2.0
76ERS	2	480	75-169	.444	28-68	.412	40-58	.690	24	51	75	47	52-0	26	32	10	218	109.0

Phoenix Suns



SEASON SERIES

	2015-16	All-Time	Playoffs
Overall	2-1	95-107	8-6
Home	0-1	59-42	4-3
Away	2-0	35-65	4-3
Neutral	0-0	1-0	0-0

2016-17 Season Series vs. Suns

Wednesday, Dec. 21 at Phoenix, 8 p.m.
 Monday, Dec. 26 at Houston, 7 p.m.
 Saturday, Feb. 11 at Houston, 8 p.m.
 Sunday, Apr. 2 at Phoenix, 8 p.m.

Series Information

Current Streak: Lost 1
Current Home Streak: Lost 2
Current Road Streak: Won 5
Longest Winning Streak: 5 (Dec. 6, 1968-Feb. 7, 1969)
Longest Losing Streak: 7 (2x: last Apr. 1, 2009-Mar. 8, 2011)
Biggest Winning Margin: 30 (111-81; Mar. 13, 2013)
Biggest Losing Margin: 34 (109-75; Feb. 16, 2006)
Most Points Scored: 141 (Mar. 15, 1969)
Most Points Allowed: 146 (Mar. 9, 1969)
Fewest Points Scored: 71 (Apr. 25, 1999)

Season-by-Season Results

1968-69: 7-1 1984-85: 4-1 2000-01: 1-3
 1969-70: 0-7 1985-86: 3-2 2001-02: 2-2
 1970-71: 4-2 1986-87: 3-2 2002-03: 3-1
 1971-72: 1-3 1987-88: 4-1 2003-04: 1-3
 1972-73: 2-2 1988-89: 1-3 2004-05: 2-2
 1973-74: 2-2 1989-90: 2-2 2005-06: 0-3
 1974-75: 2-2 1990-91: 3-1 2006-07: 1-3
 1975-76: 0-4 1991-92: 1-3 2007-08: 2-2
 1976-77: 3-1 1992-93: 2-2 2008-09: 2-1
 1977-78: 1-3 1993-94: 2-2 2009-10: 0-4
 1978-79: 2-2 1994-95: 3-1 2010-11: 1-2
 1979-80: 1-1 1995-96: 3-1 2011-12: 2-2
 1980-81: 1-4 1996-97: 2-2 2012-13: 2-2
 1981-82: 3-2 1997-98: 1-3 2013-14: 2-1
 1982-83: 0-5 1998-99: 2-2 2014-15: 3-1
 1983-84: 2-3 1999-00: 2-2 2015-16: 2-1

2015-16 Rockets vs. Suns Game-by-Game Results

DATE	GAME	FG-A	PCT	3FG-A	PCT	FT-A	PCT	OR-DR-REB	AST	PF	ST	TO	BS	PTS
2/4	HOUSTON	37-86	.430	15-42	.357	22-32	.688	18-31-49	24	23	16	16	5	111
15/7/23	@ Phoenix	32-63	.386	11-29	.379	30-32	.938	18-36-54	22	26	9	24	1	105
2/19	HOUSTON	37-78	.474	7-24	.292	35-56	.625	13-38-51	20	32	16	20	4	116
17/10/2	@ Phoenix	30-52	.366	11-35	.314	29-35	.829	9-31-40	23	33	7	21	6	100
4/7	@ HOUSTON	42-74	.568	14-33	.424	17-28	.607	5-21-26	26	24	13	20	12	115
18/2/27	Phoenix	44-94	.468	12-31	.387	24-29	.828	20-27-47	31	24	11	21	2	124

2015-16 Rockets vs. Suns

PLAYER	G-GS	MIN	FIELD GOALS			3-POINT FG			REBOUNDS			AST	PF-DQ	STL	TO	BLK	PTS	AVG
			FG-FGA	PCT	FG-FGA	PCT	FT-FTA	PCT	OFF	DEF	TOT							
Harden	3-3	113	20-49	.408	8-24	.333	26-31	.839	3	18	21	20	10-0	7	9	1	74	24.7
Ariza	3-3	108	23-38	.605	12-23	.522	11-16	.688	2	9	11	8	9-0	13	8	3	69	23.0
Beverley	3-3	83	12-24	.500	5-13	.385	4-9	.444	7	7	14	17	10-0	6	4	2	33	13.0
Brewer	3-1	56	11-17	.647	3-6	.500	6-6	1.000	4	1	5	3	6-0	5	3	0	31	10.3
Harrell	1-0	11	4-6	.667	0-0	---	2-4	.500	1	1	2	0	1-0	1	0	0	10	10.0
Howard	3-3	93	11-19	.579	0-1	.000	8-16	.500	8	21	29	2	9-0	5	8	5	30	10.0
Capela	3-0	51	13-15	.867	0-0	---	2-10	.200	4	9	13	1	12-0	1	2	5	28	9.3
Beasley	1-0	12	4-8	.500	0-0	---	1-2	.500	1	1	2	0	1-0	0	1	0	9	9.0
Lawson	2-0	42	4-13	.308	4-6	.667	1-2	.500	0	6	6	3-0	1	4	0	13	6.5	
Motiejunas	1-1	12	2-3	.667	0-1	.000	2-2	1.000	0	0	0	1	2-0	2	0	0	6	6.0
Smith	3-1	62	4-15	.267	3-8	.375	4-10	.400	3	7	10	5	6-0	1	7	2	15	5.0
Terry	3-0	51	6-17	.353	1-8	.125	0-0	---	2	8	10	6	7-0	1	3	1	13	4.3
Thornton	1-0	8	1-8	.125	0-5	.000	2-2	1.000	1	0	1	0	0-0	0	0	0	4	4.0
Goudelock	1-0	5	0-2	.000	0-2	.000	3-4	.750	0	1	1	0	0-0	1	2	1	3	3.0
McDaniels	2-0	13	1-4	.250	0-2	.000	2-2	1.000	0	1	1	1	3-0	1	3	1	4	2.0
ROCKETS	3	720	116-238	.487	36-99	.364	74-116	.638	36	90	126	70	79-0	45	56	21	342	114.0

2015-16 Suns vs. Rockets

PLAYER	G-GS	MIN	FIELD GOALS			3-POINT FG			REBOUNDS			AST	PF-DQ	STL	TO	BLK	PTS	AVG
			FG-FGA	PCT	FG-FGA	PCT	FT-FTA	PCT	OFF	DEF	TOT							
Teletovic	3-0	85	22-44	.500	10-24	.417	12-14	.857	3	14	17	4	11-0	1	6	0	66	22.0
Humphries	1-0	27	5-13	.385	2-5	.400	6-6	1.000	4	8	12	2	5-0	1	0	2	18	18.0
Goodwin	3-2	90	16-38	.421	3-12	.250	13-15	.867	3	1	4	16	9-0	3	12	0	48	16.0
Tucker	3-3	102	16-35	.457	6-16	.375	8-12	.667	8	18	26	10	10-0	8	10	1	46	15.3
Booker	3-3	110	10-38	.263	5-18	.278	17-18	.944	1	3	4	9	7-0	3	11	1	42	14.0
Morris	1-1	29	4-12	.333	1-2	.500	5-5	1.000	3	2	5	2	3-0	0	5	1	14	14.0
Leuer	2-1	32	6-16	.375	1-3	.333	7-8	.875	5	6	11	3	7-0	1	5	2	20	10.0
Chandler	3-1	61	10-14	.714	0-0	---	7-8	.875	5	18	23	2	5-0	2	1	0	27	9.0
Len	2-1	57	7-16	.438	0-0	---	4-5	.800	13	13	26	9	9-0	1	3	0	18	8.0
McRae	2-0	30	5-10	.500	2-4	.500	4-5	.800	1	3	4	4	4-0	2	1	0	16	8.0
Price	2-1	50	3-11	.273	3-8	.375	0-0	---	0	4	4	8	9-0	4	4	2	9	4.5
Jenkins	1-0	10	1-1	1.000	1-1	1.000	0-0	---	0	0	0	1	0-0	0	1	0	3	3.0
Weems	2-0	35	1-9	.111	0-2	.000	0-0	---	0	3	3	6	3-0	1	4	0	2	1.0
Williams	1-0	3	0-2	.000	0-0	---	0-0	---	1	1	2	0	1-0	0	0	0	0	0.0
SUNS	3	720	106-259	.409	34-95	.358	83-96	.865	47	94	141	76	83-0	27	66	9	329	109.7

Portland Trail Blazers



SEASON SERIES

	2015-16	All-Time	Playoffs
Overall	2-2	103-83	12-8
Home	1-1	59-33	8-2
Away	1-1	42-50	4-6
Neutral	0-0	2-0	0-0

2016-17 Season Series vs. Blazers

Thursday, Nov. 17 at Houston, 7 p.m.
 Sunday, Nov. 27 at Portland, 8 p.m.
 Thursday, Mar. 30 at Portland, 9:30 p.m.

Series Information

Current Streak: Won 1
Current Home Streak: Lost 1
Current Road Streak: Won 1
Longest Winning Streak: 9 (Dec. 9, 2003-Mar. 5, 2006)
Longest Losing Streak: 9 (Nov. 11, 1982-Mar. 31, 1984)
Biggest Winning Margin: 30 (99-69; Jan. 26, 2007)
Biggest Losing Margin: 40 (111-71; Mar. 7, 1999)
Most Points Scored: 136 (Nov. 16, 1970)
Most Points Allowed: 141 (Mar. 16, 1973)
Fewest Points Scored: 66 (Apr. 8, 2003)
Fewest Points Allowed: 69 (Jan. 26, 2007)

Season-by-Season Results

1970-71: 4-0 1986-87: 2-3 2002-03: 1-3
 1971-72: 4-2 1987-88: 4-1 2003-04: 3-1
 1972-73: 2-2 1988-89: 3-1 2004-05: 4-0
 1973-74: 3-1 1989-90: 1-3 2005-06: 2-1
 1974-75: 2-2 1990-91: 0-4 2006-07: 2-2
 1975-76: 3-1 1991-92: 3-1 2007-08: 4-0
 1976-77: 3-1 1992-93: 1-3 2008-09: 2-1
 1977-78: 2-2 1993-94: 4-0 2009-10: 2-2
 1978-79: 3-1 1994-95: 1-3 2010-11: 1-2
 1979-80: 1-1 1995-96: 2-2 2011-12: 3-0
 1980-81: 3-2 1996-97: 2-2 2012-13: 2-2
 1981-82: 4-1 1997-98: 1-3 2013-14: 3-1
 1982-83: 0-5 1998-99: 2-1 2014-15: 1-2
 1983-84: 1-4 1999-00: 2-2 2015-16: 2-2
 1984-85: 3-2 2000-01: 1-3
 1985-86: 3-2 2001-02: 1-3

2015-16 Rockets vs. Blazers Game-by-Game Results

DATE	GAME	FG-A	PCT	3FG-A	PCT	FT-A	PCT	OR-DR-REB	AST	PF	ST	TO	BS	PTS
11/18	@ HOUSTON	32-92	.348	14-44	.318	30-35	.857	13-38-51	22	20	11	18	6	108
17.107	Portland	35-88	.398	9-30	.300	24-29	.828	10-38-48	18	27	11	19	7	103
2/6	@ HOUSTON	25-77	.325	7-36	.194	22-30	.733	12-31-43	13	21	13	23	4	79
18.308	Portland	35-87	.402	11-35	.314	15-23	.652	20-34-54	21	21	15	22	6	96
2/10	HOUSTON	37-77	.481	11-34	.324	18-34	.529	8-32-40	23	22	6	20	3	103
19.393	@ Portland	41-89	.461	8-28	.286	26-34	.765	16-33-49	21	27	11	13	2	116
2/25	HOUSTON	44-82	.537	10-29	.345	21-35	.600	12-34-46	26	25	14	18	5	119
19.393	@ Portland	37-80	.463	13-35	.371	18-22	.818	11-29-40	22	30	4	21	3	105


2015-16 Rockets vs. Blazers

PLAYER	G-GS	MIN	FIELD GOALS		3-POINT FG		FT-FTA	PCT	REBOUNDS			AST	PF-DQ	STL	TO	BLK	PTS	AVG
			FG-FGA	PCT	FG-FGA	PCT			OFF	DEF	TOT							
Harden	4-4	171	44-93	.473	15-41	.366	55-65	.846	5	25	30	33	13-0	12	28	2	158	39.5
Howard	4-4	153	29-42	.690	0-1	.000	13-32	.406	14	45	59	8	12-0	7	11	7	71	17.8
Brewer	4-2	99	14-33	.424	7-16	.438	8-11	.727	1	8	9	8	6-0	2	3	0	43	10.8
Ariza	4-4	151	11-44	.250	8-30	.267	7-7	1.000	6	18	24	12	11-0	12	10	0	37	9.3
Beverley	3-3	84	11-26	.423	3-14	.214	0-1	.000	3	5	8	5	12-0	2	4	1	25	8.3
Terry	4-1	72	9-20	.450	5-11	.455	1-1	1.000	2	5	7	5	8-0	2	2	1	24	6.0
Jones	2-1	39	3-8	.375	1-2	.500	4-6	.667	1	2	3	2	4-0	0	2	2	11	5.5
Thornton	3-0	45	5-20	.250	3-14	.214	1-2	.500	1	3	4	2	5-0	1	3	0	14	4.7
Smith	3-1	30	2-16	.125	0-10	.000	0-0	---	1	4	5	4	3-0	0	3	1	4	1.3
Harrell	4-0	43	5-7	.714	0-0	---	1-3	.333	5	5	10	3	5-0	3	5	1	11	2.8
Capela	3-0	44	2-6	.333	0-0	---	1-6	.167	6	14	20	0	6-0	1	0	3	5	1.7
Lawson	4-0	51	3-13	.231	0-4	.000	0-0	---	0	1	1	2	3-0	2	5	0	6	1.5
McDaniels	1-0	2	0-0	---	0-0	---	0-0	---	0	0	0	0	0-0	0	0	0	0	0.0
ROCKETS	4	985	138-328	.421	42-143	.294	91-134	.679	45	135	180	84	88-0	44	79	18	409	102.3

2015-16 Blazers vs. Rockets

PLAYER	G-GS	MIN	FIELD GOALS		3-POINT FG		FT-FTA	PCT	REBOUNDS			AST	PF-DQ	STL	TO	BLK	PTS	AVG
			FG-FGA	PCT	FG-FGA	PCT			OFF	DEF	TOT							
Lillard	4-4	149	28-81	.346	11-36	.306	31-33	.939	3	13	16	28	10-0	6	15	0	98	24.5
McCollum	4-4	143	28-64	.438	7-23	.304	6-8	.750	3	13	16	14	8-0	8	12	1	69	17.3
Aminu	4-4	121	17-46	.370	9-27	.333	8-10	.800	9	22	31	9	10-0	5	10	2	51	12.8
Henderson	4-0	96	16-32	.500	5-13	.385	14-19	.737	2	6	8	3	4-0	3	4	1	51	12.8
Harkless	4-2	96	19-34	.559	4-9	.444	5-10	.500	11	17	28	6	15-0	6	7	2	47	11.8
Plumlee	4-4	103	13-23	.565	0-0	---	11-14	.786	7	13	20	7	16-0	3	12	9	37	9.3
Crabbe	3-0	95	9-22	.409	4-11	.364	2-3	.667	1	6	7	5	13-0	6	2	0	24	8.0
Leonard	3-0	48	8-15	.533	1-6	.167	3-4	.750	5	12	17	4	8-0	1	4	1	20	6.7
Davis	4-0	80	5-14	.357	0-0	---	3-5	.600	12	25	37	2	13-0	2	4	2	13	3.3
Vonleh	2-2	26	3-7	.429	0-1	.000	0-0	---	3	5	8	0	7-0	0	2	0	6	3.0
Alexander	1-0	4	1-2	.500	0-0	---	0-0	---	0	0	0	0	0-0	0	0	0	2	2.0
Roberts	1-0	1	0-1	.000	0-1	.000	0-0	---	0	0	0	0	0-0	0	0	0	0	0.0
Frazier	3-0	22	1-2	.500	0-0	---	0-2	.000	1	2	3	4	1-0	1	2	0	2	0.7
Connaughton	1-0	1	0-1	.000	0-1	.000	0-0	---	0	0	0	0	0-0	0	0	0	0	0.0
TRAIL BLAZERS	4	985	148-344	.430	41-128	.320	83-108	.769	57	134	191	82	105-0	41	75	18	420	105.0

Sacramento Kings



SEASON SERIES

	2015-16	All-Time	Playoffs
Overall	3-1	123-88	7-1
Home	2-0	76-30	4-0
Away	1-1	46-56	3-1
Neutral	0-0	1-2	0-0

2016-17 Season Series vs. Kings

Friday, Nov. 25 at Sacramento, 9:30 p.m.
 Wednesday, Dec. 14 at Houston, 7 p.m.
 Tuesday, Jan. 31 at Houston, 7 p.m.
 Sunday, Apr. 9 at Sacramento, 5 p.m.

Series Information

Current Streak: Won 1
Current Home Streak: Won 5
Current Road Streak: Lost 1
Longest Winning Streak: 11 (Nov. 1, 1996-Mar. 28, 1999)
Longest Losing Streak: 9 (Nov. 28, 2000-Dec. 1, 2002)
Biggest Winning Margin: 40 (133-93; Dec. 12, 1995)
Biggest Losing Margin: 36 (113-77; Nov. 19, 2001)
Most Points Scored: 151 (Mar. 12, 1970)
Most Points Allowed: 165 (Mar. 12, 1970)
Fewest Points Scored: 74 (2x: last Nov. 28, 2003)

Season-by-Season Results

1967-68: 0-7 1973-74: 2-2 1999-00: 1-3 2015-16: 3-1
 1968-69: 4-2 1974-75: 4-0 2000-01: 0-4
 1969-70: 2-4 1985-86: 4-2 2001-02: 0-4
 1970-71: 3-1 1986-87: 5-1 2002-03: 2-2
 1971-72: 4-0 1987-88: 4-2 2003-04: 0-4
 1975-76: 2-2 1988-89: 2-2 2004-05: 2-2
 1976-77: 2-2 1989-90: 4-0 2005-06: 2-2
 1977-78: 2-2 1990-91: 3-1 2006-07: 3-0
 1978-79: 3-1 1991-92: 3-1 2007-08: 2-2
 1979-80: 0-2 1992-93: 4-0 2008-09: 3-0
 1980-81: 2-4 1993-94: 4-0 2009-10: 2-2
 1981-82: 3-3 1994-95: 3-1 2010-11: 3-1
 1982-83: 1-5 1995-96: 2-2 2011-12: 3-0
 1983-84: 2-4 1996-97: 4-0 2012-13: 2-1
 1984-85: 5-1 1997-98: 4-0 2013-14: 2-2
 1972-73: 0-4 1998-99: 3-0 2014-15: 3-0

2015-16 Rockets vs. Kings Game-by-Game Results

DATE	GAME	FG-A	PCT	3FG-A	PCT	FT-A	PCT	OR-DR-REB	AST	PF	ST	TO	BS	PTS
11/6	HOUSTON	40-82	488	15-36	417	21-27	778	14-35-49	23	26	8	22	4	116
16/983	@ Sacramento	40-93	430	9-28	321	21-29	724	14-29-43	26	19	14	15	3	110
12/5	@ HOUSTON	36-78	462	16-34	471	32-43	744	13-30-43	25	18	9	18	5	120
17/318	Sacramento	46-98	469	10-26	385	11-13	846	13-34-47	35	27	12	14	7	113
12/15	HOUSTON	34-82	415	12-39	308	17-23	739	7-29-36	22	28	17	22	3	97
17/317	@ Sacramento	38-75	507	11-24	458	20-29	690	9-38-47	25	19	13	29	3	107
4/13	@ HOUSTON	47-97	485	10-35	286	12-19	632	14-41-55	33	15	11	14	7	116
18/311	Sacramento	32-96	333	11-37	297	6-13	462	15-34-49	21	17	11	20	4	81


2015-16 Rockets vs. Kings

PLAYER	G-GS	MIN	FIELD GOALS		3-POINT FG		FT-FTA	PCT	REBOUNDS			AST	PF-DQ	STL	TO	BLK	PTS	AVG
			FG-FGA	PCT	FG-FGA	PCT			OFF	DEF	TOT							
Harden	4-4	144	42-82	512	18-34	529	43-52	827	5	14	19	32	9-0	3	20	1	145	36.3
Howard	3-3	89	16-25	640	0-1	000	8-15	533	8	24	32	2	7-0	3	5	4	40	13.3
Beverley	3-3	98	13-24	542	6-14	429	5-7	714	2	5	7	15	10-0	10	2	0	37	12.3
Ariza	4-4	130	15-46	326	9-30	300	5-6	833	6	18	24	8	7-0	8	4	0	44	11.0
Beasley	1-0	17	4-8	500	0-0	---	2-2	1000	0	5	5	2	0-0	1	1	1	10	10.0
Jones	2-0	38	6-9	667	1-3	333	4-5	800	4	5	9	1	5-0	0	3	1	17	8.5
Capela	4-2	83	15-22	682	0-0	---	1-6	167	10	31	41	5	14-0	3	5	8	31	7.8
Terry	4-0	72	12-28	429	7-21	333	0-0	---	0	4	4	7	2-0	3	4	1	31	7.8
Thornton	3-1	53	7-24	292	5-14	357	0-0	---	4	5	9	5	6-0	2	1	0	19	6.3
Brewer	4-0	71	7-17	412	3-10	300	5-6	833	2	4	6	7	9-0	3	8	0	22	5.5
Lawson	3-1	60	5-14	357	3-7	429	2-2	1000	2	3	5	9	6-0	2	5	0	15	5.0
McDaniels	3-0	14	5-6	833	1-1	1000	3-5	600	1	3	4	0	0-0	0	0	0	14	4.7
Hayes	1-0	15	1-2	500	0-0	---	2-2	1000	0	7	7	2	4-0	0	3	0	4	4.0
Smith	1-0	16	2-4	500	0-2	000	0-0	---	0	0	0	5	3-0	3	1	0	4	4.0
Harrell	3-0	15	3-9	333	0-0	---	1-2	500	2	1	3	0	2-0	0	2	1	7	2.3
Motiejunas	3-2	36	3-15	200	0-5	000	1-2	500	2	6	8	2	3-0	3	7	2	7	2.3
Goudelock	1-0	7	1-4	250	0-2	000	0-0	---	0	0	0	1	0-0	1	2	0	2	2.0
Dekker	1-0	0	0-0	---	0-0	---	0-0	---	0	0	0	0	0-0	0	0	0	0	0.0
ROCKETS	4	960	157-339	463	53-144	368	82-112	732	48	135	183	103	87-0	45	76	19	449	112.3

2015-16 Kings vs. Rockets

PLAYER	G-GS	MIN	FIELD GOALS		3-POINT FG		FT-FTA	PCT	REBOUNDS			AST	PF-DQ	STL	TO	BLK	PTS	AVG
			FG-FGA	PCT	FG-FGA	PCT			OFF	DEF	TOT							
Cousins	2-2	60	11-33	333	2-7	286	16-21	762	2	19	21	3	10-1	2	7	3	40	20.0
Casspi	3-2	104	22-35	629	6-13	462	6-7	857	0	9	13	9	9-0	4	10	2	56	18.7
Collison	3-1	94	20-38	526	8-13	615	6-7	857	0	8	8	28	6-0	4	11	0	54	18.0
Gay	3-3	92	17-38	447	4-10	400	9-13	692	6	18	24	7	14-0	9	8	1	47	15.7
McLemore	4-3	128	24-46	522	8-19	421	6-9	667	4	14	18	11	10-0	10	10	1	62	15.5
Rondo	2-2	60	12-26	462	1-4	250	0-0	---	5	6	11	24	-1-0	7	8	0	25	12.5
Koufos	4-2	108	18-36	500	0-0	---	1-4	250	14	22	36	2	10-0	4	1	6	37	9.3
Curry	3-1	77	7-26	269	5-16	313	5-5	1000	1	6	7	7	1-0	0	6	0	24	8.0
Belinelli	3-1	65	8-26	308	3-13	231	1-2	500	1	5	6	3	4-0	0	3	0	20	6.7
Caulley-Stein	2-1	53	6-15	400	0-0	---	1-2	500	7	10	17	4	9-0	4	2	3	13	6.5
Dukan	1-0	24	2-10	200	2-5	400	0-0	---	2	2	4	1	2-0	1	0	0	6	6.0
Anderson	3-2	56	5-17	294	1-8	125	4-8	500	2	7	9	5	3-0	3	6	0	15	5.0
Acy	3-0	34	4-15	267	1-7	143	3-6	500	1	8	9	2	2-0	2	1	1	12	4.0
Moreland	1-0	4	0-1	000	0-0	---	0-0	---	2	1	3	1	1-0	0	0	0	0	0.0
KINGS	4	960	156-362	431	41-115	357	58-84	690	51	135	186	107	82-1	50	78	17	411	102.8

San Antonio Spurs



SEASON SERIES

	2015-16	All-Time	Playoffs
Overall	1-3	82-103	10-6
Home	1-1	54-39	4-4
Away	0-2	28-64	6-2
Neutral	0-0	0-0	0-0

2016-17 Season Series vs. Spurs

Wednesday, Nov. 9 at San Antonio, 8:30 p.m.
 Saturday, Nov. 12 at Houston, 7 p.m.
 Tuesday, Dec. 20 at Houston, 7 p.m.
 Monday, Mar. 6 at San Antonio, 7:30 p.m.

Series Information

Current Streak: Lost 3
Current Home Streak: Lost 1
Current Road Streak: Lost 4
Longest Winning Streak: 7 (Mar. 8, 1986-Mar. 12, 1987)
Longest Losing Streak: 11 (Jan. 26, 1998-Feb. 3, 2001)
Biggest Winning Margin: 34 (138-104; Jan. 20, 1984)
Biggest Losing Margin: 38 (128-90; Jan. 15, 1982)
Most Points Scored: 143 (Dec. 26, 1979)
Most Points Allowed: 138 (Dec. 8, 1979)
Fewest Points Scored: 67 (Dec. 11, 2003)

Season-by-Season Results

1976-77: 2-2 1992-93: 4-1 2008-09: 2-2
 1977-78: 1-3 1993-94: 2-3 2009-10: 2-2
 1978-79: 3-1 1994-95: 1-5 2010-11: 1-3
 1979-80: 3-3 1995-96: 1-3 2011-12: 2-2
 1980-81: 3-3 1996-97: 3-1 2012-13: 1-3
 1981-82: 3-3 1997-98: 2-2 2013-14: 4-0
 1982-83: 1-5 1998-99: 0-3 2014-15: 1-3
 1983-84: 2-4 1999-00: 0-4 2015-16: 1-3
 1984-85: 4-2 2000-01: 1-3
 1985-86: 5-1 2001-02: 0-4
 1986-87: 5-1 2002-03: 1-3
 1987-88: 2-4 2003-04: 0-4
 1988-89: 6-0 2004-05: 2-2
 1989-90: 2-2 2005-06: 0-4
 1990-91: 2-3 2006-07: 2-2
 1991-92: 3-2 2007-08: 2-2

2015-16 Rockets vs. Spurs Game-by-Game Results

DATE	GAME	FG-A	PCT	3FG-A	PCT	FT-A	PCT	OR-DR-REB	AST	PF	ST	TO	BS	PTS
12/25	@ HOUSTON	32-74	.432	7-15	.467	17-26	.654	8-34-42	23	17	8	17	2	88
18,319	San Antonio	36-88	.409	5-20	.250	7-8	.875	14-33-47	24	20	11	17	4	84
1/2	HOUSTON	37-74	.500	9-22	.409	20-33	.606	8-29-37	26	20	7	16	4	103
18,652	@ San Antonio	45-86	.523	13-24	.542	18-19	.947	8-31-39	31	22	9	11	2	121
1/27	HOUSTON	28-73	.384	8-30	.267	35-52	.673	12-28-40	14	22	7	15	11	99
18,418	@ San Antonio	50-90	.556	12-23	.522	18-21	.857	12-28-40	34	28	7	14	3	130
2/27	@ HOUSTON	35-84	.417	8-25	.320	16-22	.727	9-30-39	19	27	5	14	4	94
18,240	San Antonio	37-76	.487	8-19	.421	22-28	.786	7-36-43	24	21	4	14	4	104

2015-16 Rockets vs. Spurs

PLAYER	G-GS	MIN	FIELD GOALS		3-POINT FG		FT-FTA	PCT	REBOUNDS			AST	PF-DQ	STL	TO	BLK	PTS	AVG
			FG-FGA	PCT	FG-FGA	PCT			OFF	DEF	TOT							
Harden	4-4	137	28-66	.424	8-22	.364	20-21	.952	3	10	13	16	9-0	2	19	2	84	21.0
Howard	4-4	132	17-31	.548	0-0	---	23-41	.561	10	36	46	4	9-0	3	4	3	57	14.3
Terry	4-0	83	15-25	.600	11-20	.550	5-6	.833	0	7	7	5	4-0	3	4	0	46	11.5
Brewer	4-1	74	14-29	.483	2-7	.286	8-11	.727	2	10	12	6	13-0	0	8	1	38	9.5
Jones	4-0	68	13-29	.448	0-7	.000	9-10	.900	1	10	11	3	4-0	2	3	0	35	8.8
Ariza	4-4	119	11-28	.393	7-13	.538	4-6	.667	1	7	8	11	11-0	6	5	3	33	8.3
Beverley	4-4	104	11-30	.367	2-8	.250	6-10	.600	4	10	14	12	12-0	4	2	1	30	7.5
Capela	3-2	72	7-16	.438	0-0	---	5-14	.357	8	9	17	1	8-0	1	5	8	19	6.3
Smith	2-1	53	5-19	.263	1-8	.125	2-4	.500	3	12	15	6	7-0	1	5	1	13	6.5
Lawson	4-0	68	7-15	.467	1-3	.333	2-4	.500	2	6	8	13	5-0	4	4	1	17	4.3
Motiejunas	2-0	15	3-8	.375	0-2	.000	0-0	---	1	0	1	1	3-0	0	2	0	6	3.0
Thornton	1-0	21	0-6	.000	0-2	.000	2-2	1.000	2	3	5	3	1-0	0	0	1	2	2.0
Harrell	2-0	7	1-2	.500	0-0	---	0-2	.000	0	1	1	1	0-0	0	0	0	2	1.0
McDaniels	2-0	7	0-1	.000	0-0	---	2-2	1.000	0	0	0	0	0-0	1	0	0	2	1.0
ROCKETS	4	960	132-305	.433	32-92	.348	88-133	.662	37	121	158	82	86-0	27	62	21	384	96.0

2015-16 Spurs vs. Rockets

PLAYER	G-GS	MIN	FIELD GOALS		3-POINT FG		FT-FTA	PCT	REBOUNDS			AST	PF-DQ	STL	TO	BLK	PTS	AVG
			FG-FGA	PCT	FG-FGA	PCT			OFF	DEF	TOT							
Aldridge	4-4	131	37-65	.569	0-1	.000	19-19	1.000	17	27	44	8	12-0	2	5	1	93	23.3
Leonard	4-4	140	31-56	.554	10-15	.667	15-18	.833	5	18	23	8	11-0	7	7	5	87	21.8
Green	4-4	114	17-32	.531	15-24	.625	0-2	.000	1	16	17	9	10-0	7	3	4	49	12.3
Parker	4-4	112	13-36	.361	2-5	.400	6-7	.857	0	10	10	24	7-0	2	4	0	34	8.5
Diaw	4-0	70	14-28	.500	2-6	.333	3-4	.750	3	8	11	9	10-0	4	7	0	33	8.3
Ginobili	3-0	61	7-16	.438	1-4	.250	8-8	1.000	4	8	12	11	10-0	3	7	0	23	7.7
Anderson	3-1	41	7-13	.538	1-3	.333	5-7	.714	1	5	6	4	3-0	1	3	0	20	6.7
Duncan	3-3	71	8-20	.400	0-0	---	3-4	.750	3	18	21	11	9-0	0	6	1	19	6.3
Mills	4-0	76	9-28	.321	5-19	.263	0-0	---	0	9	9	12	3-0	2	3	0	23	5.8
West	4-0	63	11-16	.688	0-1	.000	0-0	---	2	6	8	7	5-0	3	2	0	22	5.5
Marjanovic	3-0	22	5-11	.455	0-0	---	3-4	.750	3	7	10	1	4-0	0	1	0	13	4.3
McCallum	2-0	11	3-6	.500	2-4	.500	0-0	---	1	2	3	3	0-0	0	0	0	8	4.0
Simmons	4-0	32	5-10	.500	0-3	.000	3-3	1.000	1	2	3	4	6-0	0	3	1	13	3.3
Butler	2-0	14	1-3	.333	0-1	.000	0-0	---	0	1	1	2	0-0	0	1	1	2	1.0
Bonner	1-0	2	0-0	---	0-0	---	0-0	---	0	0	0	0	1-0	0	0	0	0	0.0
SPURS	4	960	168-340	.494	38-86	.442	65-76	.855	41	137	178	113	91-0	31	56	13	439	109.8

Toronto Raptors



SEASON SERIES

	2015-16	All-Time	Playoffs
Overall	2-0	24-17	0-0
Home	1-0	18-3	0-0
Away	1-0	6-14	0-0
Neutral	0-0	0-0	0-0

2016-17 Season Series vs. Raptors

Wednesday, Nov. 23 at Houston, 7 p.m.
 Sunday, Jan. 8 at Toronto, 5 p.m.

Series Information

Current Streak: Won 2
Current Home Streak: Won 9
Current Road Streak: Won 1
Longest Winning Streak: 4 (Feb. 20, 1997-Mar. 25, 1999)
Longest Losing Streak: 3 (Dec. 21, 2005-Feb. 28, 2007)
Biggest Winning Margin: 30 (127-97; Nov. 20, 1997)
Biggest Losing Margin: 21 (94-73; Jan. 2, 2009)
Most Points Scored: 127 (Nov. 20, 1997)
Most Points Allowed: 116 (Mar. 7, 2012)
Fewest Points Scored: 73 (Jan. 2, 2009)
Fewest Points Allowed: 76 (Nov. 2, 2002, Feb. 21, 2015)

Season-by-Season Results

1995-96: 2-0 2011-12: 1-1
 1996-97: 1-1 2012-13: 1-1
 1997-98: 2-0 2013-14: 1-1
 1998-99: 1-0 2014-15: 1-1
 1999-00: 0-2 2015-16: 2-0
 2000-01: 2-0
 2001-02: 1-1
 2002-03: 2-0
 2003-04: 1-1
 2004-05: 1-1
 2005-06: 0-2
 2006-07: 1-1
 2007-08: 1-1
 2008-09: 1-1
 2009-10: 1-1
 2010-11: 1-1

2015-16 Rockets vs. Raptors Game-by-Game Results

DATE	GAME	FG-A	PCT	3FG-A	PCT	FT-A	PCT	OR-DR-REB	AST	PF	ST	TO	BS	PTS
3/6	HOUSTON	38-78	.487	13-29	.448	24-37	.649	8-29-37	27	21	9	11	4	113
19,800	@ Toronto	37-77	.481	12-33	.364	21-27	.778	7-35-42	27	24	8	16	6	107
3/25	@ HOUSTON	42-81	.519	12-22	.545	16-35	.457	13-35-48	25	23	3	17	11	112
18,230	Toronto	39-94	.415	13-31	.419	18-26	.692	15-30-45	23	24	9	12	5	109

2015-16 Rockets vs. Raptors

PLAYER	G-GS	MIN	FIELD GOALS			3-POINT FG			REBOUNDS			AST	PF-DQ	STL	TO	BLK	PTS	AVG
			FG-FGA	PCT	FG-FGA	PCT	FT-FTA	PCT	OFF	DEF	TOT							
Harden	2-2	85	22-42	.524	6-14	.429	22-29	.759	0	16	16	27	7-0	2	8	1	72	36.0
Beasley	1-0	28	9-12	.750	0-0	---	3-6	.500	0	5	5	0	4-0	1	1	2	21	21.0
Brewer	2-0	49	13-24	.542	6-10	.600	1-3	.333	2	4	6	4	1-0	0	2	2	33	16.5
Beverley	2-2	77	8-18	.444	7-12	.583	1-2	.500	2	9	11	8	8-0	3	3	2	24	12.0
Howard	2-2	61	10-14	.714	0-0	---	3-9	.333	3	13	16	2	12-2	1	4	4	23	11.5
Ariza	2-2	77	6-16	.375	4-9	.444	3-3	1.000	1	4	5	3	3-0	4	5	1	19	9.5
Valanciunas	2-2	35	6-13	.462	1-3	.333	2-4	.500	2	6	8	2	2-0	0	2	0	15	7.5
Capela	2-0	26	4-9	.444	0-0	---	5-16	.313	9	4	13	1	5-0	0	0	3	13	6.5
Terry	2-0	38	2-10	.200	1-3	.333	0-0	---	1	3	4	5	1-0	1	1	0	5	2.5
Harrell	1-0	4	0-1	.000	0-0	---	0-0	---	1	0	1	0	1-0	0	0	0	0	0.0
ROCKETS	2	480	80-159	.503	25-51	.490	40-72	.556	21	64	85	52	44-2	12	28	15	225	112.5

2015-16 Raptors vs. Rockets

PLAYER	G-GS	MIN	FIELD GOALS			3-POINT FG			REBOUNDS			AST	PF-DQ	STL	TO	BLK	PTS	AVG
			FG-FGA	PCT	FG-FGA	PCT	FT-FTA	PCT	OFF	DEF	TOT							
DeRozan	2-2	71	10-23	.435	1-3	.333	16-20	.800	3	8	11	11	7-0	4	6	0	37	18.5
Scola	2-2	44	15-24	.625	6-10	.600	1-2	.500	4	4	8	1	5-0	2	3	0	37	18.5
Lowry	2-2	80	9-29	.310	7-17	.412	7-14	.500	1	5	6	17	7-0	4	3	1	32	16.0
Valanciunas	2-2	58	11-24	.458	0-0	---	6-8	.750	10	18	28	2	9-1	2	1	4	28	14.0
Joseph	2-0	47	7-18	.389	3-8	.375	4-4	1.000	1	7	8	5	4-0	0	5	0	21	10.5
Patterson	2-0	47	8-14	.571	2-8	.250	1-1	1.000	2	5	7	3	3-0	0	0	0	19	9.5
Ross	1-0	16	3-10	.300	1-5	.200	2-2	1.000	0	2	2	1	1-0	1	0	0	9	9.0
Powell	2-1	42	6-15	.400	3-7	.429	0-0	---	0	4	4	2	3-0	1	3	2	15	7.5
J. Johnson	2-1	36	4-9	.444	2-6	.333	0-0	---	0	2	2	6	5-0	2	3	2	10	5.0
Biyombo	2-0	38	3-5	.600	0-0	---	2-2	1.000	1	10	11	2	4-0	1	1	2	8	4.0
RAPTORS	2	480	76-171	.444	25-64	.391	39-53	.736	22	65	87	50	48-1	17	28	11	216	108.0

Utah Jazz



SEASON SERIES

	2015-16	All-Time	Playoffs
Overall	2-2	89-101	18-21
Home	1-1	58-37	12-8
Away	1-1	31-63	6-13
Neutral	0-0	0-1	0-0

2016-17 Season Series vs. Jazz

Saturday, Nov. 19 at Houston, 4 p.m.
 Tuesday, Nov. 29 at Utah, 8 p.m.
 Wednesday, Mar. 8 at Houston, 7 p.m.

Series Information

Current Streak: Lost 2
Current Home Streak: Lost 1
Current Road Streak: Lost 1
Longest Winning Streak: 8 (Feb. 23, 1981-Apr. 16, 1982)
Longest Losing Streak: 12 (Jan. 25, 1997-Mar. 9, 2000)
Biggest Winning Margin: 45 (125-80; Jan. 28, 2013)
Biggest Losing Margin: 37 (117-80; Mar. 7, 1989)
Most Points Scored: 134 (Dec. 10, 1985)
Most Points Allowed: 138 (Dec. 15, 1983)
Fewest Points Scored: 69 (Apr. 10, 2004)
Fewest Points Allowed: 63 (Jan. 3, 2004)

Season-by-Season Results

1974-75: 5-3 1990-91: 2-2 2006-07: 1-3
 1975-76: 2-4 1991-92: 1-4 2007-08: 1-2
 1976-77: 2-2 1992-93: 4-1 2008-09: 2-2
 1977-78: 1-3 1993-94: 3-3 2009-10: 2-2
 1978-79: 4-0 1994-95: 2-3 2010-11: 2-1
 1979-80: 2-0 1995-96: 2-2 2011-12: 1-2
 1980-81: 4-2 1996-97: 2-2 2012-13: 3-1
 1981-82: 6-0 1997-98: 0-4 2013-14: 2-1
 1982-83: 0-6 1998-99: 0-3 2014-15: 3-1
 1983-84: 1-5 1999-00: 1-3 2015-16: 2-2
 1984-85: 3-3 2000-01: 1-3
 1985-86: 3-3 2001-02: 2-2
 1986-87: 3-3 2002-03: 1-3
 1987-88: 3-3 2003-04: 2-2
 1988-89: 2-4 2004-05: 2-2
 1989-90: 3-2 2005-06: 1-2

2015-16 Rockets vs. Jazz Game-by-Game Results

DATE	GAME	FG-A	PCT	3FG-A	PCT	FT-A	PCT	OR-DR-REB	AST	PF	ST	TO	BS	PTS
1/4	HOUSTON	33-68	485	11-24	423	16-21	762	6-28-34	17	16	8	16	2	93
1/7, 12	@ Utah	30-75	400	12-29	414	19-25	760	15-29-44	17	20	9	16	4	91
1/7	@ HOUSTON	39-75	520	7-23	304	18-26	692	11-30-41	15	16	11	16	3	103
1/8, 15	Utah	38-78	487	7-28	250	11-17	647	10-25-35	25	17	9	19	5	94
2/23	HOUSTON	36-87	414	11-34	324	31-41	756	11-24-35	17	28	15	15	4	114
1/8, 13	@ Utah	38-74	514	10-24	417	31-38	816	8-33-41	22	29	11	22	4	117
3/23	@ HOUSTON	33-74	446	9-23	391	12-22	545	4-28-32	22	21	13	15	9	87
1/8, 15	Utah	31-77	403	11-29	379	16-20	800	13-35-48	22	19	8	23	5	89

2015-16 Rockets vs. Jazz

PLAYER	G-GS	MIN	FIELD GOALS			3-POINT FG			REBOUNDS			AST	PF-DQ	STL	TO	BLK	PTS	AVG
			FG-FGA	PCT	FG-FGA	PCT	FT-FTA	PCT	OFF	DEF	TOT							
Harden	4-4	162	46-99	465	8-32	250	31-38	816	5	20	25	24	12-0	12	22	2	131	32.8
Ariza	4-4	142	17-37	459	11-22	500	4-4	1,000	2	11	13	6	11-0	9	4	2	49	12.3
Thornton	1-0	18	4-9	444	1-4	250	3-4	750	0	3	3	0	0-0	2	4	0	12	12.0
Howard	3-3	115	12-25	480	0-1	000	10-20	500	8	29	37	3	9-0	2	7	10	34	11.3
Beasley	1-0	20	5-10	500	0-0	---	0-2	000	0	1	1	0	1-0	0	1	0	10	10.0
Beverley	4-4	120	13-26	500	6-12	500	6-6	1,000	2	4	6	17	14-0	7	7	0	38	9.5
Motiejunas	1-1	18	3-10	300	2-5	400	1-4	250	1	2	3	1	2-0	1	1	0	9	9.0
Terry	4-0	88	10-26	385	4-15	267	5-7	714	2	5	7	7	3-0	1	3	0	29	7.3
Brewer	4-0	78	9-17	529	4-9	444	4-5	800	0	7	7	3	8-0	4	1	0	26	6.5
Jones	3-1	59	7-13	538	0-1	000	5-6	833	1	9	10	2	1-0	2	1	0	19	6.3
Smith (TOT)	3-2	41	7-16	438	3-5	600	1-2	500	0	4	4	1	4-0	1	4	1	18	6.0
Smith (HOU)	1-1	19	3-7	429	2-4	500	0-0	---	0	2	2	0	2-0	0	3	0	8	8.0
Capela	4-2	82	8-16	500	0-0	---	5-10	500	10	14	24	3	12-0	5	2	3	21	5.3
Lawson	1-0	16	2-5	400	0-1	000	0-0	---	0	0	0	2	0-0	1	1	0	4	4.0
Harrell	2-0	44	2-3	667	0-0	---	3-4	750	1	2	3	2	6-0	1	3	1	7	3.5
McDaniels	2-0	3	0-1	000	0-0	---	0-0	---	0	1	1	1	0-0	0	0	0	0	0.0
ROCKETS	4	985	141-304	464	38-106	358	77-110	700	32	110	142	71	81-0	47	62	18	397	99.3

2015-16 Jazz vs. Rockets

PLAYER	G-GS	MIN	FIELD GOALS			3-POINT FG			REBOUNDS			AST	PF-DQ	STL	TO	BLK	PTS	AVG
			FG-FGA	PCT	FG-FGA	PCT	FT-FTA	PCT	OFF	DEF	TOT							
Hayward	4-4	154	24-49	490	9-21	429	28-34	824	6	15	21	18	7-0	9	13	2	85	21.3
Favors	2-2	76	14-28	500	0-0	---	8-9	889	11	16	27	6	6-0	2	6	6	36	18.0
Hood	4-4	132	16-37	432	10-25	400	16-19	842	0	12	12	18	12-0	8	9	1	58	14.5
Mack	2-2	64	11-23	478	4-11	364	7-10	700	0	3	3	5	5-0	3	12	0	33	16.5
Burke	3-0	82	13-34	382	5-15	333	4-6	667	1	8	9	7	6-0	1	4	0	35	11.7
Booker	4-0	89	16-24	667	0-2	000	1-2	500	8	19	27	6	8-0	3	6	1	33	8.3
Withney	2-2	52	5-12	417	0-0	---	6-8	750	6	9	15	1	2-0	3	1	5	16	8.0
Lyles	4-2	82	13-31	419	1-7	143	3-6	500	2	16	18	3	9-0	2	7	2	30	7.5
Johnson	4-0	54	8-16	500	2-5	400	0-0	---	1	5	6	5	14-1	3	2	1	18	4.5
Neto	4-2	66	6-15	400	4-8	500	2-2	1,000	1	6	7	10	2-0	2	5	0	18	4.5
Ingles	4-0	57	6-17	353	5-15	333	0-0	---	2	3	5	5	5-0	0	5	0	17	4.3
Gobert	3-2	65	4-14	286	0-0	---	2-4	500	5	8	13	2	7-0	1	6	0	10	3.3
Pleiss	1-0	13	1-4	250	0-1	000	0-0	---	3	2	5	0	2-0	0	1	0	2	2.0
JAZZ	4	985	137-304	451	40-110	364	77-100	770	46	122	168	86	85-1	37	80	18	391	97.8

Washington Wizards



SEASON SERIES

	2015-16	All-Time	Playoffs
Overall	1-1	67-78	4-2
Home	0-1	40-30	2-1
Away	1-0	25-44	2-1
Neutral	0-0	2-4	0-0

2016-17 Season Series vs. Wizards

Monday, Nov. 7 at Washington, 6 p.m.
Monday, Jan. 2 at Houston, 7 p.m.

Series Information

Current Streak: Lost 1
Current Home Streak: Lost 1
Current Road Streak: Won 3
Longest Winning Streak: 7 (Jan. 3, 2006-Nov. 21, 2008)
Longest Losing Streak: 12 (Jan. 8, 1969-Jan. 23, 1971)
Biggest Winning Margin: 30 (123-93; Feb. 15, 2005)
Biggest Losing Margin: 42 (156-114; Mar. 1, 1968)
Most Points Scored: 138 (Nov. 18, 1969)
Most Points Allowed: 156 (Mar. 1, 1968)
Fewest Points Scored: 82 (Dec. 6, 2001)
Fewest Points Allowed: 69 (2x: last Feb. 26, 2008)

Season-by-Season Results

1967-68: 0-7 1983-84: 0-2 2000-01: 2-0
1968-69: 1-5 1984-85: 0-2 2001-02: 1-1
1969-70: 0-6 1985-86: 2-0 2002-03: 1-1
1970-71: 1-4 1986-87: 1-1 2003-04: 2-0
1971-72: 2-3 1987-88: 2-0 2004-05: 1-1
1972-73: 2-5 1988-89: 0-2 2005-06: 2-0
1973-74: 3-4 1989-90: 1-1 2006-07: 2-0
1974-75: 2-5 1990-91: 1-1 2007-08: 2-0
1975-76: 3-4 1991-92: 2-0 2008-09: 1-1
1976-77: 3-1 1992-93: 1-1 2009-10: 2-0
1977-78: 1-3 1993-94: 1-1 2010-11: 1-1
1978-79: 2-2 1994-95: 2-0 2011-12: 2-0
1979-80: 2-4 1995-96: 1-1 2012-13: 1-1
1980-81: 0-2 1996-97: 2-0 2013-14: 2-0
1981-82: 2-0 1997-98: 1-1 2014-15: 1-1
1982-83: 1-1 1999-00: 1-1 2015-16: 1-1

2015-16 Rockets vs. Wizards Game-by-Game Results

DATE	GAME	FG-A	PCT	3FG-A	PCT	FT-A	PCT	OR-DR-REB	AST	PF	ST	TO	BS	PTS
12/9	HOUSTON	40-83	.482	12-33	.364	17-25	.680	6-36-42	23	23	8	19	4	109
16,041	@ Washington	39-89	.438	5-25	.200	20-24	.833	11-36-47	20	25	8	18	3	103
1/30	@ HOUSTON	41-86	.477	17-35	.486	23-33	.697	10-27-37	24	23	8	10	3	122
18,320	Washington	45-86	.523	11-32	.344	22-30	.733	7-38-45	30	25	6	13	5	123

2015-16 Rockets vs. Wizards

PLAYER	G-GS	MIN	FIELD GOALS		3-POINT FG		FT-FTA	PCT	REBOUNDS			AST	PF-DQ	STL	TO	BLK	PTS	AVG
			FG-FGA	PCT	FG-FGA	PCT			OFF	DEF	TOT							
Harden	2-2	77	25-43	.581	11-18	.611	21-22	.955	3	13	16	18	9-0	6	9	2	82	41.0
Ariza	1-1	36	5-11	.455	3-6	.500	4-4	1.000	1	6	7	1	0-0	1	0	0	17	17.0
Beverley	2-2	72	11-22	.500	7-15	.467	0-0	---	0	7	7	9	6-0	2	5	0	29	14.5
Howard	2-2	56	8-15	.533	0-0	---	8-14	.571	3	13	16	3	5-0	2	2	1	24	12.0
Brewer	2-2	57	8-19	.421	2-7	.286	2-3	.667	0	10	10	5	6-0	1	2	1	20	10.0
Smith	1-0	17	4-9	.444	1-3	.333	0-0	---	3	1	4	3	2-0	0	2	0	9	9.0
Thornton	1-0	20	4-10	.400	1-5	.200	0-0	---	0	1	1	1	1-0	1	2	0	9	9.0
Terry	2-0	32	5-12	.417	3-10	.300	0-0	---	1	0	1	2	3-0	0	1	0	13	6.5
Capela	2-1	39	5-10	.500	0-0	---	1-11	.091	5	4	9	2	4-0	2	2	2	11	5.5
Lawson	2-0	40	3-8	.375	1-3	.333	2-2	1.000	0	2	2	3	4-0	1	0	0	9	4.5
Jones	2-0	26	2-8	.250	0-1	.000	2-2	1.000	0	3	3	0	1-0	0	1	1	6	3.0
Motiejunas	1-0	9	1-2	.500	0-0	---	0-0	---	0	3	3	0	5-0	0	3	0	2	2.0
ROCKETS	2	480	81-169	.479	29-68	.426	40-58	.690	16	63	79	47	46-0	16	29	7	231	115.5

2015-16 Wizards vs. Rockets

PLAYER	G-GS	MIN	FIELD GOALS		3-POINT FG		FT-FTA	PCT	REBOUNDS			AST	PF-DQ	STL	TO	BLK	PTS	AVG
			FG-FGA	PCT	FG-FGA	PCT			OFF	DEF	TOT							
Wall	2-2	75	19-46	.413	1-9	.111	6-7	.857	2	15	17	25	7-0	4	8	3	45	22.5
Gortat	2-2	63	11-14	.786	0-0	---	9-11	.818	9	15	24	3	8-0	2	6	3	31	15.5
Beal	2-1	69	9-24	.375	2-12	.167	6-8	.750	1	8	9	6	5-0	0	9	1	26	13.0
Dudley	2-2	61	8-13	.615	4-8	.500	6-7	.857	0	7	7	5	7-0	3	1	0	26	13.0
Sessions	2-0	34	8-13	.615	2-3	.667	8-9	.889	0	7	7	2	4-0	1	2	0	26	13.0
Porter	2-2	41	9-21	.429	2-7	.286	2-3	.667	4	4	8	1	5-0	1	0	0	22	11.0
Hilario	1-0	19	4-4	1.000	0-0	---	2-5	.400	0	2	2	2	3-0	1	1	1	10	10.0
Neal	2-0	43	7-16	.438	3-8	.375	2-2	1.000	0	3	3	0	0-0	0	1	0	19	9.5
Temple	2-1	52	7-20	.350	1-9	.111	1-2	.500	1	7	8	5	8-1	2	0	0	16	8.0
Gooden	1-0	11	2-3	.667	1-1	1.000	0-0	---	1	4	5	0	0-0	0	1	0	5	5.0
Blair	1-0	12	0-1	.000	0-0	---	0-0	---	0	2	2	1	3-0	0	1	0	0	0.0
Oubre	1-0	0	0-0	---	0-0	---	0-0	---	0	0	0	0	0-0	0	0	0	0	0.0
WIZARDS	2	480	84-175	.480	16-57	.281	42-54	.778	18	74	92	50	50-1	14	31	8	226	113.0

>> Back to Table of Contents

NBA D-League Information

NBA Development League

Olympic Tower, 645 5th Avenue; New York, NY 10022
Media Relations: Joanna Shapiro (jshapiro@nba.com);
Mike Perrelli (mperrelli@nba.com)

Austin Spurs

13581 Pond Springs Road, Suite 108, Austin, TX 78729
Tel: (512) 236-8333; Fax: (512) 236-8444
Arena: Cedar Park Center
Media Relations Contact: Perri Travillion
(ptravillion@attcenter.com)
Website: www.austinspurs.com
NBA Affiliation: San Antonio

Canton Charge

1101 Market Avenue North; Canton, OH 44702
Tel: (866) 444-1944; Fax: (330) 489-1703
Arena: Canton Memorial Civic Center
Media Relations Contact: Sean Wyatt
(swyatt@cantoncharge.com)
Website: www.cantoncharge.com
NBA Affiliation: Cleveland

Delaware 87ers

300 Martin Luther King Blvd, Ste. 200; Wilmington, DE 19801
Tel: (302) 504-7587; Fax: (302)351-5370
Arena: Bob Carpenter Center
Media Relations Contact: Alex Yoh
(alexboh@sevans.com)
Website: www.sevans.com
NBA Affiliation: Philadelphia

Erie BayHawks

110 East 8th Street; Erie, PA 16501
Tel: (814) 790-5600; Fax: (814) 790-5608
Arena: Erie Insurance Arena
Media Relations Contact: Iris Rayburn
(iris.rayburn@nbaerie.com)
Website: www.nbaerie.com
NBA Affiliation: Orlando

Fort Wayne Mad Ants

1910 St. Joe Center Rd, Suite 61; Fort Wayne, IN 46825
Tel: (260) 469-4667; Fax: (260) 469-4674
Arena: Allen County War Memorial Coliseum
Media Relations Contact: Vinessa Needham
(vneedham@fortwaynehoops.com)
Website: www.fortwaynehoops.com
NBA Affiliations: Indiana

Grand Rapids Drive

40 Monroe Center NW, Ste 11; Grand Rapids MI 49503
Tel: (844) 473-7483
Arena: DeltaPlex Arena
Media Relations Contact: Sarah Parfet Jbara
(spj@nbagrandsrapids.com)
Website: www.nbagrandsrapids.com
NBA Affiliation: Detroit

Greensboro Swarm

2411 West Gate City Blvd.; Greensboro, NC 27403
Tel: (336) 907-3600
Arena: The Fieldhouse at the Greensboro Coliseum Complex
Media Relations Contact: Katerina Kienle
(kkienle@gsoswarm.com)
Website: www.gsoswarm.com
NBA Affiliation: Charlotte

Iowa Energy

730 3rd Street; Des Moines, Iowa 50309
Tel: (515) 564-8550; Fax: (515) 564-8551
Arena: Wells Fargo Arena
Media Relations Contact: Seth Nutting
(sethn@iowanba.com)
Website: www.iowanba.com
NBA Affiliation: Memphis

Long Island Nets

168 39th Street, 8th Floor; Brooklyn, NY 11232
Tel: (718) 215-2299; Fax: (718) 522-3544
Arena: Barclays Center
Media Relations Contact: Megan Walsh
(mwalsh@brooklynnets.com)
Website: www.longislandnets.com
NBA Affiliation: Brooklyn

Los Angeles D-Fenders

555 North Nash Street; El Segundo, CA 90245
Tel: (310) 426-6000; Fax: (310) 426-6031
Arena: Toyota Sports Center
Media Relations Contact: T.C. Greene
(tgrene@d-fenders.com)
Website: www.d-fenders.com
NBA Affiliation: Los Angeles Lakers

Maine Red Claws

413 Congress Street; Portland, ME 04101
Tel: (207) 210-6655; Fax: (207) 210-6659
Arena: Portland Exposition Building
Media Relations Contact: Evans Boston (eboston@maineredclaws.com)
Website: www.maineredclaws.com
NBA Affiliation: Boston

Northern Arizona Suns

3201 N. Main Street; Prescott Valley, AZ 86314
Tel: (928) 772-7867
Arena: Prescott Valley Event Center
Media Relations Contact: Ashley Stovall
(astovall@nazsuns.com)
Website: www.nazsuns.com
NBA Affiliation: Phoenix

Oklahoma City Blue

208 Thunder Drive, Oklahoma City, OK 73102
Tel: (405) 208-4800; Fax: (405) 429-7900
Arena: Cox Convention Center
Media Relations Contact: TBD
Website: www.oklahomacityblue.com
NBA Affiliation: Oklahoma City

Raptors 905

5600 Rose Cherry Place; Mississauga, ON L4Z4B6
Tel: (416) 815-5600 Fax: (416) 357-9205
Arena: Hershey Centre
Media Relations Contact: TBD
Website: www.raptors905.com
NBA Affiliation: Toronto

Reno Bighorns

50 West Liberty Street, Ste. 201; Reno, NV 89501
Tel: (775) 853-8200
Arena: Reno Event Center
Media Relations Contact: Kyle Jones (kjones@renobighorns.com)
Website: www.renobighorns.com
NBA Affiliation: Sacramento

Rio Grande Valley Vipers

4500 North 10th Street, Suite 315; McAllen, TX 78504
Tel:(956) 972-1144; Fax: (956) 972-1150
Arena: State Farm Arena
Media Relations Contact: Anwar Chagollan
(anwar@rgvfc.com)
Website: www.rgvipers.com
NBA Affiliation: Houston

Salt Lake City Stars

301 West South Temple; Salt Lake City, UT 84101
Tel: (801) 325-2500
Arena: Lifetime Activities Center – Bruin Arena
Media Relations: Gina Calvert
(gina.calvert@slcstars.com)
NBA Affiliation: Utah

NBA D-League Information

Santa Cruz Warriors

903 Pacific Avenue, Suite 101; Santa Cruz, CA 95060
 Tel: (831) 731-4396; Fax: (831) 466-3201
 Arena: Kaiser Permanente Arena
 Media Relations Contact: Gina Antoniello
 (g Antoniello@santacruzbasketball.com)
 Website: www.santacruzbasketball.com
 NBA Affiliation: Golden State

Sioux Falls Skyforce

2131 South Minnesota Ave; Sioux Falls, SD 57105
 Tel: (605) 332-0605; Fax: (605) 332-2305
 Arena: Sanford Pentagon
 Media Relations Contact: Matt Dykstra
 (mdykstra@skyforceonline.com)
 Website: www.skyforceonline.com
 NBA Affiliation: Miami

Texas Legends

2601 Avenue of the Stars, Suite 300; Frisco, TX 75034
 Tel: (214) 469-0822; Fax: (214) 469-0823
 Arena: Dr. Pepper Arena
 Media Relations Contact: Britney Wynn
 (bwynn@texlegends.com)
 Website: www.texlegends.com
 NBA Affiliation: Dallas

Westchester Knicks

198 Central Ave.; White Plains, NY 10606
 Tel: (914) 559-6888
 Arena: Westchester County Center
 Media Relations Contact: Katie Hatch (Katie.hatch@msg.com)
 Website: www.westchesterknicks.com
 NBA Affiliation: New York

Windy City Bulls

5333 Prairie Stone Parkway, Hoffman Estates, IL 60192
 Tel: (847) 396-7070
 Arena: Sears Centre
 Media Relations Contact: Cedric Quackenbush
 (cquackenbush@bulls.com)
 Website: www.windycitybulls.com
 NBA Affiliation: Chicago

2015-16 D-League Year in Review

2015-16 D-League Standings

Division	Overall	Pct.	Home	Road
Atlantic Division				
Maine Red Claws	31-19	.620	15-10	16-9
Westchester Knicks	28-22	.560	13-12	15-10
Raptors 905	23-27	.460	10-15	13-12
Delaware 87ers	21-29	.420	13-12	8-17
Erie BayHawks	12-38	.240	9-16	3-22
Central Division				
Sioux Falls Skyforce	40-10	.800	22-3	18-7
Canton Charge	31-19	.620	18-7	13-12
Iowa Energy	26-24	.520	14-11	12-13
Grand Rapids Drive	21-29	.420	14-11	7-18
Fort Wayne Mad Ants	20-30	.400	13-12	7-18
Southwestern Division				
Austin Spurs	30-20	.600	15-10	15-10
Rio Grande Valley Vipers	29-21	.580	18-7	11-14
Texas Legends	23-27	.460	13-12	10-15
Oklahoma City Blue	19-31	.380	10-15	9-16
Pacific Division				
Reno Bighorns	33-17	.660	20-5	13-12
Los Angeles D-Fenders	27-23	.540	17-8	10-15
Bakersfield Jam	22-28	.440	13-12	9-16
Idaho Stampede	20-30	.400	13-12	7-18
Santa Cruz Warriors	19-31	.380	12-13	7-18

2016 D-League Playoffs

NBA D-League Quarterfinals

- (1) Sioux Falls 2, (4) Westchester 0
- (2) Maine 0, (3) Canton 2
- (1) Reno 1, (4) Los Angeles 2
- (2) Austin 2, (3) Vipers 1

NBA D-League Semifinals

- (1) Sioux Falls 2, (3) Canton 0
- (2) Austin 1, (4) Los Angeles 1

NBA D-League Finals

- (1) Sioux Falls 2, (4) Los Angeles 1

2015-16 D-League Award Winners

Most Valuable Player	Jarnell Stokes, Sioux Falls
Dennis Johnson Coach of the Year	Dan Craig, Sioux Falls
Defensive Player of the Year	DeAndre Liggins, Sioux Falls
Rookie of the Year	Quinn Cook, Canton
Jason Collier Sportsmanship Award	Scott Suggs, Raptors 905
Impact Player of the Year	Ryan Gomes, Los Angeles
Most Improved Player	Axel Toupane, Raptors 905

Rio Grande Valley Vipers

Uptown Plaza
4500 North 10th Street, Suite 315
McAllen, TX 78504
(956) 972-1144



Directory

Principal OwnerAlonzo Cantu
CEORene Borrego
PresidentBert Garcia
Head CoachMatt Brase
Media ContactAnwar Chagollan (anwar@rgvfc.com)

General Information

NBA AffiliationHouston Rockets
2015-16 Record29-21, 2nd Southwest Division
Home ArenaState Farm Arena (5,600)
 2600 North 10th Street
 Hidalgo, TX 78557
Team ColorsRed, White

All-Time Record

Season	Coach	Regular Season			Playoffs		
		W	L	Pct.	W	L	Pct.
2007-08	Bob Hoffman/ Brian Walsh	21	29	.420	-	-	-
2008-09	Clay Moser	21	29	.420	-	-	-
2009-10	Chris Finch	34	16	.680	6	2	.750
2010-11	Chris Finch	33	17	.660	5	3	.625
2011-12	Nick Nurse	24	26	.480	-	-	-
2012-13	Nick Nurse	35	15	.700	6	0	1.000
2013-14	Nevada Smith	30	20	.600	3	3	.500
2014-15	Nevada Smith	27	23	.540	-	-	-
2015-16	Matt Brase	29	21	.580	1	2	.333

Championships

2009-10 NBA D-League Western Conference Champions
 2009-10 NBA D-League Champions
 2010-11 NBA D-League Western Conference Champions
 2012-13 NBA D-League Central Division Champions
 2012-13 NBA D-League Champions

2015-16 Rio Grande Valley Vipers

PLAYER	G-GS	MIN	FIELD GOALS		3-POINT FG		FT-FTA	PCT	REBOUNDS			AST	PF	TO	BLK	STL	PTS	AVG
			FG-FGA	PCT	FG-FGA	PCT			OFF	DEF	TOT							
Montrezl Harrell	12-12	466	114-214	0.533	12-50	0.240	51-78	0.654	38	73	111	40	43	34	29	12	291	24.3
Will Cummings	49-49	1783	321-682	0.471	106-276	0.384	255-324	0.787	42	134	176	235	160	151	3	94	1003	20.5
Jaron Johnson	50-50	1820	303-695	0.436	101-289	0.349	204-271	0.753	82	188	270	153	116	132	22	54	911	18.2
Raphiael Putney	48-40	1504	301-674	0.447	122-339	0.360	99-144	0.688	77	313	390	91	168	115	110	53	823	17.1
K.J. McDaniels	16-15	577	92-196	0.469	30-85	0.353	32-41	0.780	38	95	133	48	54	47	32	15	246	15.4
Jordan Hamilton	14-0	409	82-165	0.497	17-47	0.362	28-38	0.737	34	97	131	55	41	28	12	12	209	14.9
Darius Morris	3-0	85	15-35	0.429	7-13	0.538	4-7	0.571	5	8	13	5	2	0	5	41	13.7	
Donatas Motiejunas	4-0	100	21-40	0.525	7-15	0.467	3-6	0.500	4	19	23	12	9	14	4	4	52	13.0
Jarvis Threatt	42-4	937	167-384	0.435	30-97	0.309	165-234	0.705	38	83	121	108	69	81	4	50	529	12.6
Sam Dekker	7-0	164	33-79	0.418	9-38	0.237	8-12	0.667	16	21	37	11	5	12	1	4	83	11.9
Denzel Livingston	48-26	1195	140-341	0.411	61-184	0.332	105-129	0.814	21	177	198	74	111	30	27	58	446	9.3
Chris Walker	47-2	976	185-308	0.601	1-5	0.200	67-124	0.540	138	192	330	40	132	71	63	27	438	9.3
Aqeel Quinn	1-0	9	3-4	0.750	2-3	0.667	1-1	1.000	0	4	4	0	0	0	0	0	9	9.0
Joshua Smith	42-34	712	153-251	0.610	0-2	0.000	53-83	0.639	101	98	199	55	118	55	23	25	359	8.5
Karl Cochran	17-0	200	27-59	0.458	10-33	0.303	5-6	0.833	4	16	20	10	20	9	7	13	69	4.1
Matt Carlino	27-2	383	33-111	0.297	26-84	0.310	11-15	0.733	7	37	44	43	49	15	1	23	103	3.8
Tyrone Johnson	23-4	312	28-86	0.326	8-37	0.216	17-22	0.773	4	28	32	23	20	14	1	12	81	3.5
Amir Williams	38-12	511	44-72	0.611	0-0	-	36-58	0.621	43	77	120	13	79	26	25	11	124	3.3
Janis Summers	3-0	23	0-2	0.000	0-1	0.000	0-0	-	0	1	1	0	3	0	1	0	0	0.0
TOTALS	50	12150	2062-4398	0.469	549-1598	0.344	1144-1593	0.718	692	1661	2353	1024	1202	836	365	472	5817	116.3
OPPONENTS	50	12150	2120-4482	0.473	496-1292	0.384	1052-1416	0.743	632	1599	2231	1094	1260	783	256	437	5788	115.8

W A T C H T H E
H O U
R O C K E T S



ALL
SEASON
LONG

TV HOME OF THE HOUSTON ROCKETS



HOUSTON ROCKETS

2016

SEASON SCHEDULE

2017

OCTOBER 2016

SUN	MON	TUE	WED	THU	FRI	SAT
						1 PRESEASON GAME
	2 @ SHANGHAI	3 @ NYK	4 @ NYK	5	6	7
8 @ SHANGHAI	9 @ NYK	10	11 @ DAL	12 @ DAL	13	14
15 @ NYK	16	17	18 @ DAL	19 @ DAL	20 @ DAL	21
22	23 @ NYK	24	25	26 @ NYK	27	28
29 @ NYK	30 @ NYK	31				

NOVEMBER 2016

SUN	MON	TUE	WED	THU	FRI	SAT
		1 @ NYK	2	3	4	5 @ NYK
6	7	8 @ NYK	9 @ NYK	10	11	12 @ NYK
13	14 @ NYK	15	16 @ NYK	17	18	19 @ NYK
20	21 @ NYK	22	23 @ NYK	24	25	26 @ NYK
27 @ NYK	28	29	30			

DECEMBER 2016

SUN	MON	TUE	WED	THU	FRI	SAT
					1 @ NYK	2
					3 @ NYK	4
5 @ NYK	6	7 @ NYK	8 @ NYK	9 @ NYK	10 @ NYK	11
12 @ NYK	13	14 @ NYK	15	16 @ NYK	17 @ NYK	18
19	20 @ NYK	21	22	23	24	25
26 @ NYK	27 @ NYK	28	29	30 @ NYK	31 @ NYK	

JANUARY 2017

SUN	MON	TUE	WED	THU	FRI	SAT
1 @ NYK	2	3	4	5	6	7
8 @ NYK	9	10 @ NYK	11	12	13 @ NYK	14
15 @ NYK	16	17 @ NYK	18 @ NYK	19	20 @ NYK	21
22	23	24	25	26	27	28
29 @ NYK	30 @ NYK	31 @ NYK				

FEBRUARY 2017

SUN	MON	TUE	WED	THU	FRI	SAT
					1 @ NYK	2
					3 @ NYK	4
5 @ NYK	6	7 @ NYK	8	9	10 @ NYK	11
12 @ NYK	13	14	15 @ NYK	16	17 @ NYK	18
19 @ NYK	20	21	22	23	24	25
26 @ NYK	27 @ NYK	28				

MARCH 2017

SUN	MON	TUE	WED	THU	FRI	SAT
						1 @ NYK
						2 @ NYK
						3 @ NYK
5	6	7	8 @ NYK	9	10 @ NYK	11
12 @ NYK	13	14	15 @ NYK	16	17 @ NYK	18
19	20 @ NYK	21	22	23	24 @ NYK	25
26 @ NYK	27 @ NYK	28 @ NYK	29	30	31 @ NYK	

APRIL 2017

SUN	MON	TUE	WED	THU	FRI	SAT
						1
2 @ NYK	3	4	5 @ NYK	6	7 @ NYK	8
9 @ NYK	10	11	12 @ NYK	13	14	15
16	17	18	19	20	21	22
23	24	25	26	27	28	29
30						

TV SCHEDULE KEY

★ ESPN • ABC ▲ NBATV ■ TNT

Unless specified, all games broadcast on
ROOT SPORTS

DIRECTV CH. 674 AT&T U-verse CH. 758/758 xfinity CH. 39/638 HOME AWAY

All times CDT/CST and PM unless specified.
Date and times subject to change.

All games broadcast on SportsTalk 790 | La Ranchera 850 (Spanish)



@HOUSTONROCKETS

Download the **OFFICIAL ROCKETS APP** today!

713.627.DUNK **ROCKETS.COM**

TOYOTA CENTER