

How to install the OverDrive app on your NOOK

<http://help.overdrive.com/customer/portal/articles/1481231-how-to-install-the-overdrive-app-on-your-nook>

You can find OverDrive's app in the NOOK app store for your NOOK Color, Tablet, HD, HD+, and Galaxy Tab 4 NOOK. With the app, you can enjoy eBooks, audiobooks, and streaming video from your library's digital collection.

How to install the OverDrive app on a NOOK HD or HD+


If you're using a NOOK HD, HD+, or Galaxy Tab 4 NOOK, you can download and install OverDrive's app directly from the [Google Play Store](#), which doesn't require a credit card.

Using Google Play

1. Open your **App Drawer** from your home screen.



2. Tap **Google Play**. You may be required to sign in or register.



3. Search for **OverDrive** in Google Play, then select the OverDrive app.



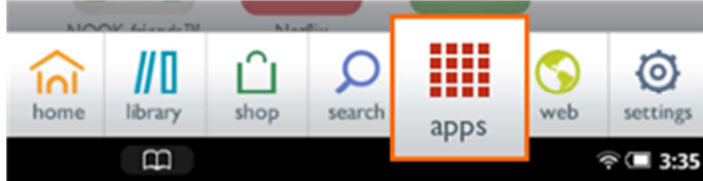
4. From the app's details page, tap **Install**, then **Accept** the app permissions to begin the install.

Since your NOOK uses the Android version of OverDrive's app, our articles on how to [borrow titles](#), [read eBooks](#), or [listen to audiobooks](#) on Android devices should help you get started.

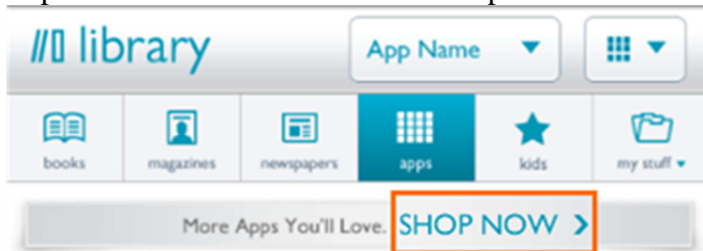
How to install OverDrive on a NOOK Color or Tablet

Before you can install the OverDrive app from the NOOK store, you'll need to register your device and set up a credit card on your account. If you need help with any of that, [check out Barnes & Noble's support page](#).

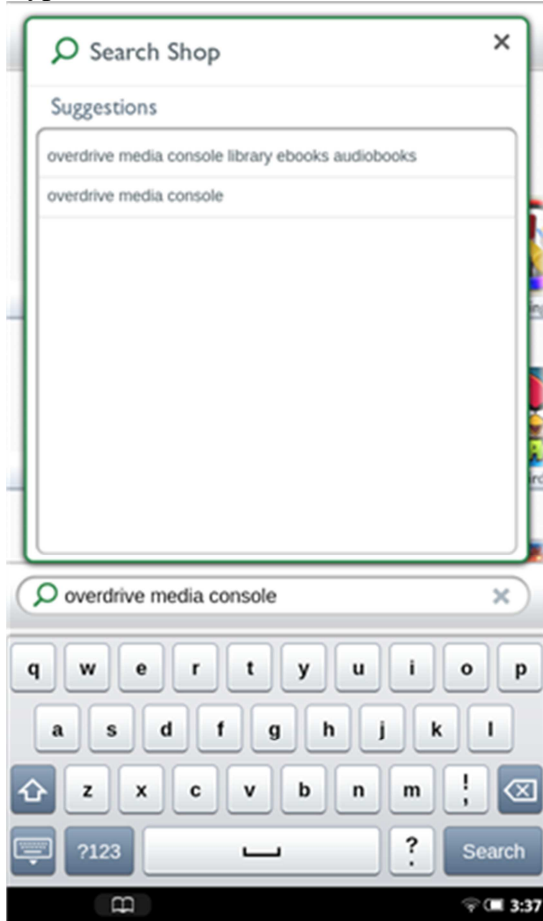
1. From your home page, push the **n** button, then tap **Apps**.




2. Tap the **SHOP NOW** link near the top of the screen.



3. Type **OverDrive** into the search bar, then tap **Search**.



4. Tap **Free**, then **Confirm** next to the app.



OverDrive's app is now in your library. Go back to your **Apps** screen, then tap the OverDrive icon to get started.

Since your NOOK uses the Android version of OverDrive's app, our articles on how to [borrow titles](#), [activate your Adobe ID](#), [read eBooks](#), or [listen to audiobooks](#) on Android devices should help you out.

How to borrow titles from your library using an Android device


<http://help.overdrive.com/customer/portal/articles/>



If you'd rather read eBooks without installing an app, you can use your web browser to borrow and read [OverDrive Read](#) and [MediaDo Reader](#) eBooks. To use your browser instead of the OverDrive app, find your library's digital collection on overdrive.com, then skip to step 4 in the instructions below.

How to get titles on your Android device

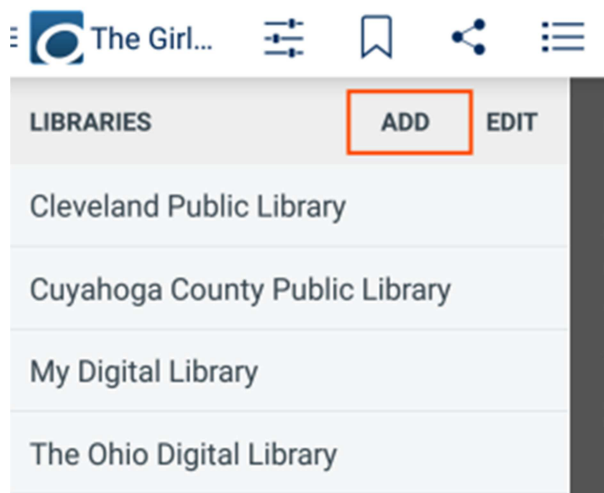
1. [Install the OverDrive app](#) and sign up for (or sign into) your OverDrive account.
Note: If you're using a legacy version of our app, you won't be prompted to use an OverDrive account.

2. From the app, tap the icon in the top-left corner to open the **Home menu** and see your library list.

Or, if you're using the legacy version of our app, tap the  icon near the top-right corner of the screen (if you don't have this button, go to *Menu > Get Books*).

*Note: The **Menu** button typically looks like this  or this .*

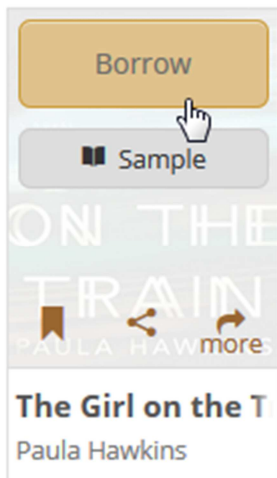
3. Tap a library from your list to go to its digital collection website.
If your library list is empty, or you need to add a new library, tap [Add](#) and follow the prompts.



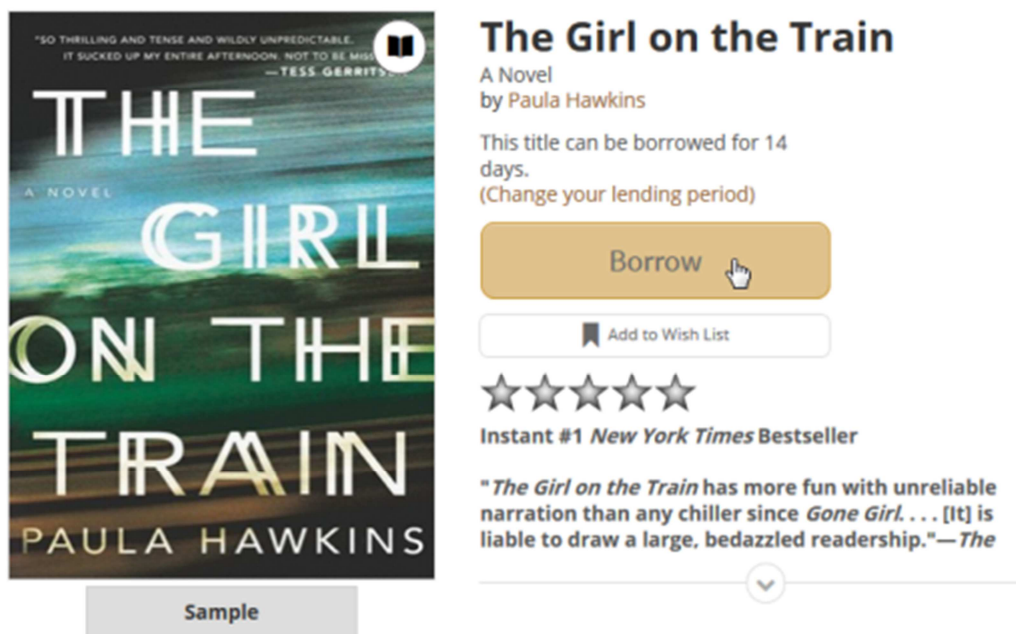
4. On your library website, look for an [available title](#). You can:
 - Browse the titles on the home page.
 - Use the menu at the top of the page to browse categories.

- Run a search.

5. When you find a title that looks interesting, tap or mouse over it, then tap **Borrow**.



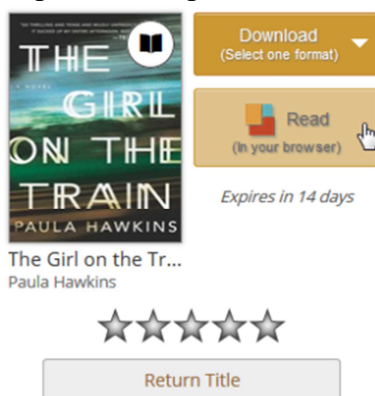
Or, tap **more** to view the title's details page. From here, tap **Borrow**. If prompted, sign in.



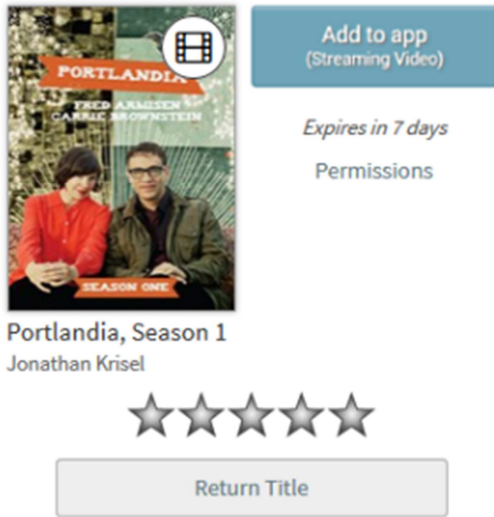
*Note: If you're getting a magazine or newspaper, you'll see **Send to NOOK app** instead of **Borrow**. See [getting started with periodicals](#) for more help.*

6. Your library **Bookshelf** will open, displaying the title(s) you've borrowed. From here, you can:

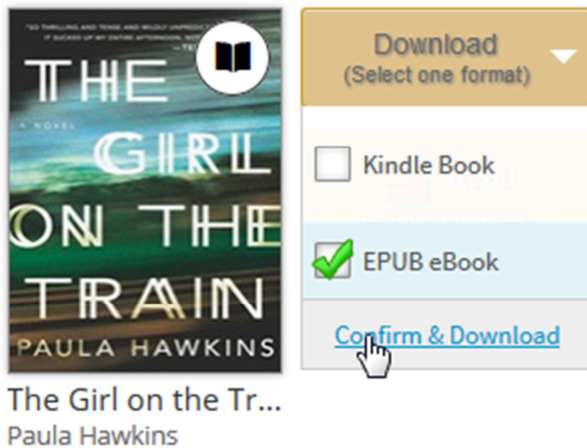
- Tap **Read** to open an eBook in your browser with [OverDrive Read](#) or [MediaDo Reader](#).



- Tap **Add to app** to add a [streaming video](#) to your bookshelf in the OverDrive app.



- Tap **Download** to download the title (if there are multiple download formats available, select one, then tap **Confirm & Download**). You can only choose one download format.



- EPUB eBooks and MP3 audiobooks will download to your bookshelf in the OverDrive app.
- Select **Kindle Book** (U.S. libraries only) [to complete checkout on Amazon's website](#) and send the title to your Kindle or Kindle reading app.