



How to support your child better

–Information for parents on PSLE 2020

White Sands Primary School



Outline of Sharing

- 2020 PSLE Examination Timetable & Grading system
- Overview of PSLE
- What is the PSLE Aggregate Score & T-Score ?
- Calculation of T-Score & Aggregate Score
- S1 Posting Information
- **C4RE** Approach – How to support your child?



Thank you, Parents/Guardians...

- One important lesson this CoVid-19 situation has taught us is related to one of our school core values of '**Rallying Together**'.
- We would like to take this opportunity to thank parents/guardians
 - for your partnership in supporting the holistic growth of your child/ward
 - for standing by your child/ward and supporting the school through the HBL period
- We have learned through this experience how crucial the School-Home partnership is.
- We hope to continue to work with you closely and ensure that all our students are well supported both in school and at home.



Updates on our P6 pupils

- We are glad to share that most of our pupils have settled down well upon returning to school on 2 June (Term 3). In fact, we started getting selected pupils back to school at the end of the May holidays for a bridging programme.
- We started Term 3 with the 'Stronger Together' package to help pupils understand the situation happening in the last 2 months.
- Besides checking in with pupils on their feelings about coming back to school, C4RE teachers also reviewed the safety measures.
- Pupils were also taught different ways they could show care and support to their friends in school without compromising the safety measures.





2020 PSLE EXAMINATION TIMETABLE

- **Oral Examination**

Date	Paper	Time
Thursday, 13 August	English Language Foundation English Chinese / Malay / Tamil	0800 – 1300 h
Friday, 14 August	English Language Chinese / Malay / Tamil Foundation Chinese / Foundation Malay / Foundation Tamil Bengali / Gujarati / Hindi / Panjabi / Urdu Foundation Bengali / Foundation Gujarati / Foundation Hindi / Foundation Panjabi / Foundation Urdu	0800 – 1300 h





2020 PSLE EXAMINATION TIMETABLE

- **Listening Comprehension Examination**

Date	Paper	Time
Friday, 18 September	Chinese / Malay / Tamil	0900 – 0935 h *
	Foundation Chinese / Foundation Malay / Foundation Tamil	0900 – 0940 h *
	Bengali / Gujarati / Hindi / Panjabi / Urdu Foundation Bengali / Foundation Gujarati / Foundation Hindi / Foundation Panjabi / Foundation Urdu	0900 – 0930 h *
	English Language / Foundation English	1115 – 1150 h *

** Actual duration may differ slightly*





2020 PSLE EXAMINATION TIMETABLE

- **Written Examination**

Date	Paper	Time	Duration
Thursday, 01 October	English Language Paper 1	0815 – 0925 h	1 h 10 min
	English Language Paper 2	1030 – 1220 h	1 h 50 min
	Foundation English Paper 1	0815 – 0925 h	1 h 10 min
	Foundation English Paper 2	1030 – 1150 h	1 h 20 min
Friday, 02 October	Mathematics Paper 1	0815 – 0915 h	1 h
	Mathematics Paper 2	1030 – 1200 h	1 h 30 min
	Foundation Mathematics Paper 1	0815 – 0915 h	1 h
	Foundation Mathematics Paper 2	1030 – 1130 h	1 h





2020 PSLE EXAMINATION TIMETABLE

- **Written Examination**

Date	Paper	Time	Duration
Monday, 05 October	Chinese / Malay / Tamil Bengali / Gujarati / Hindi / Panjabi / Urdu Paper 1	0815 – 0905 h	50 min
	Chinese / Malay / Tamil Bengali / Gujarati / Hindi / Panjabi / Urdu Paper 2	1015 – 1155 h	1 h 40 min
	Foundation Chinese/ Foundation Malay/ Foundation Tamil Paper 1	0815 – 0855 h	40 min





2020 PSLE EXAMINATION TIMETABLE

- **Written Examination**

Date	Paper	Time	Duration
Tuesday, 06 October	Science	0815 – 1000 h	1 h 45 min
	Foundation Science	0815 – 0930 h	1 h 15 min
Wednesday, 07 October	Higher Chinese / Higher Malay / Higher Tamil Paper 1	0815 – 0905 h	50 min
	Higher Chinese / Higher Malay / Higher Tamil Paper 2	1015 – 1135 h	1 h 20 min



PSLE GRADES

STANDARD SUBJECTS

Grade	Mark Range	Descriptor
A*	≥ 91	Has very good understanding
A	75 – 90	Has good understanding of the subject
B	60 – 74	
C	50 – 59	Has adequate understanding of the subject
D	35 – 49	Has fair understanding of the subject
E	20 – 34	Has elementary understanding of the subject
U (ungraded)	< 20	Has not met the requirement for the minimum grade

FOUNDATION SUBJECTS

Grade	Mark Range	Brief Description
1	85 – 100	Is very good in the subject at the foundation level
2	70 – 84	Is good in the subject at the foundation level
3	50 – 69	Has an adequate grasp of the subject at the foundation level
4	30 – 49	Has an elementary grasp of the subject at the foundation level
U	Below 30	Has not met the requirements at the foundation level for the minimum grade.





Overview of PSLE

- PSLE is a placement exam that assesses pupils' suitability for secondary education. It enables posting to secondary schools by merit and as far as possible into a school of their choice.
- Pupils are placed in a course that suits their learning pace, ability and inclination.
- Courses in secondary schools
 - Express stream
 - Normal (Academic) stream
 - Normal (Technical) stream



What is PSLE Aggregate Score?

- Is it the RAW Score ?
 - NO, it is not.
 - Raw score only shows how good the pupil is in that subject.
- It is equal to sum of T-scores of each subject the pupil sat for during PSLE (HMT not included). It allows pupils to be ranked fairly. It determines the course and school a child go in Secondary Schools.



Why not use pupils' Raw Score?

- Different subjects have different levels of difficulty.
- The spread of marks from the average mark differs across subjects
 - spread = standard deviation

A need for standardisation of the raw scores



Transformed Score or T-Score



What is PSLE T-Score?

- T-Score gives the relative position of a pupil's performance as compared to the performance of all the other pupils in that subject.
- PSLE takes into account content, demand and number of subjects.



How is the Aggregate Score calculated?

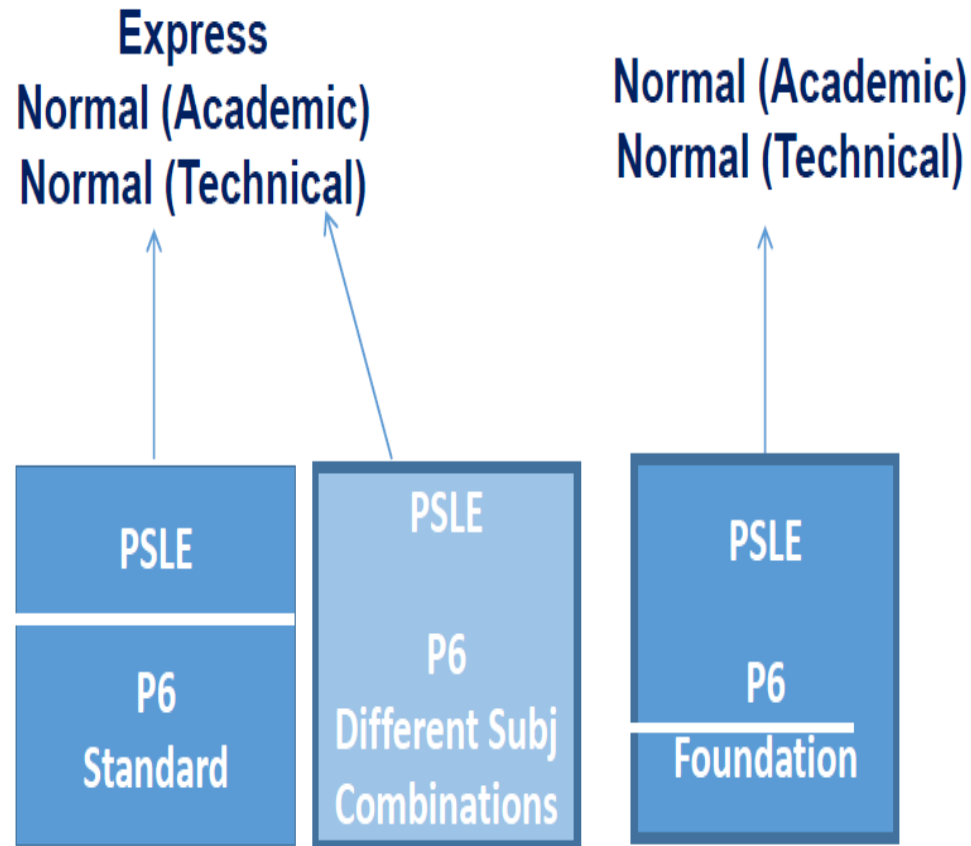
- By adding the T-Scores of the subjects the pupils sat for during PSLE (HMT not included).
- For example :

Subject	Total	Mark	T-Score
EL	200	105	37
CL	200	152	51
Maths	100	67	53
Science	100	58	47

Aggregate: 188



Progression Paths For Primary School Pupils



Course Option for borderline cases

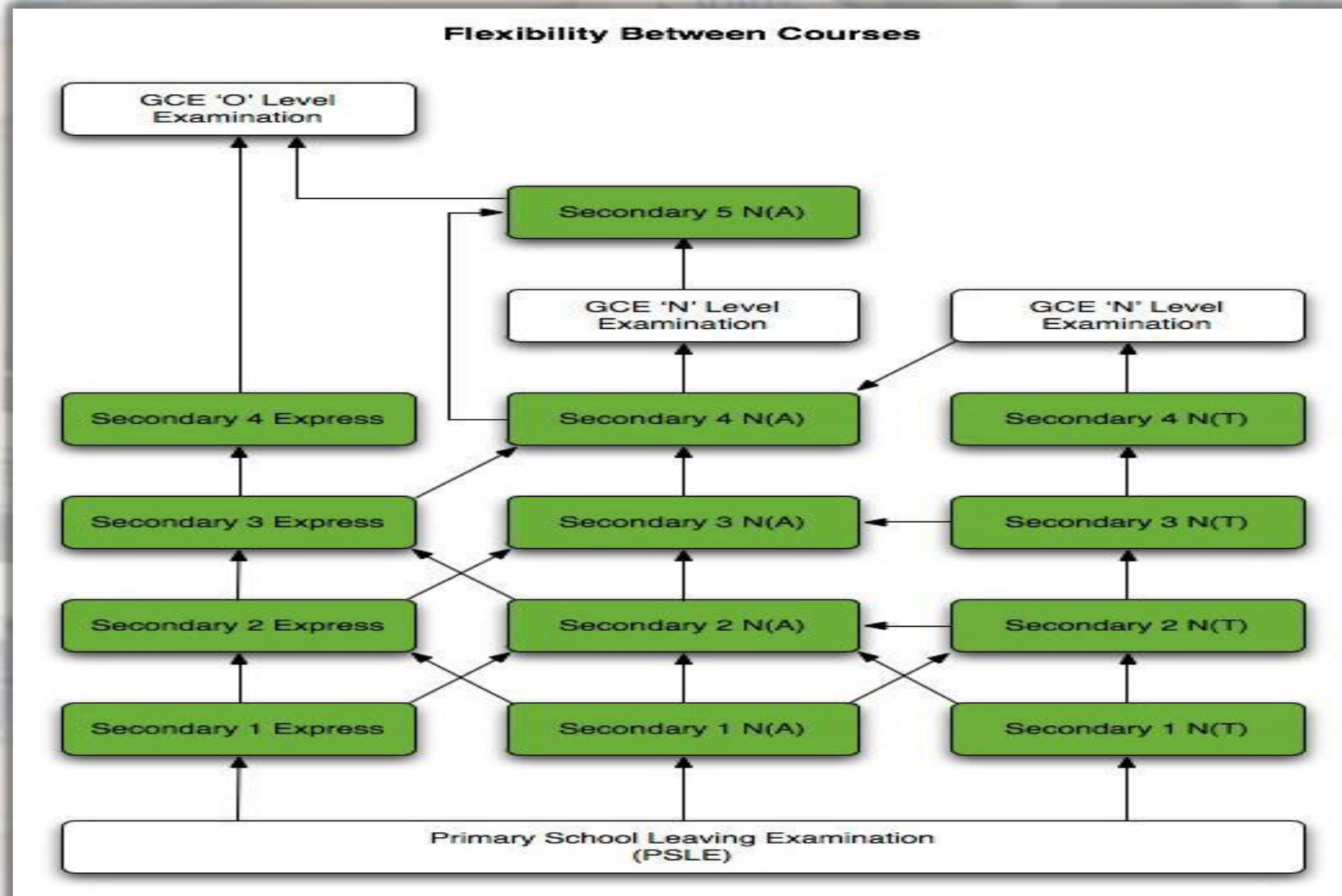
Students in the E/NA or NA/NT Bands are allowed to indicate the course of preference.

Students who are in option bands must indicate a course of preference in the option form.

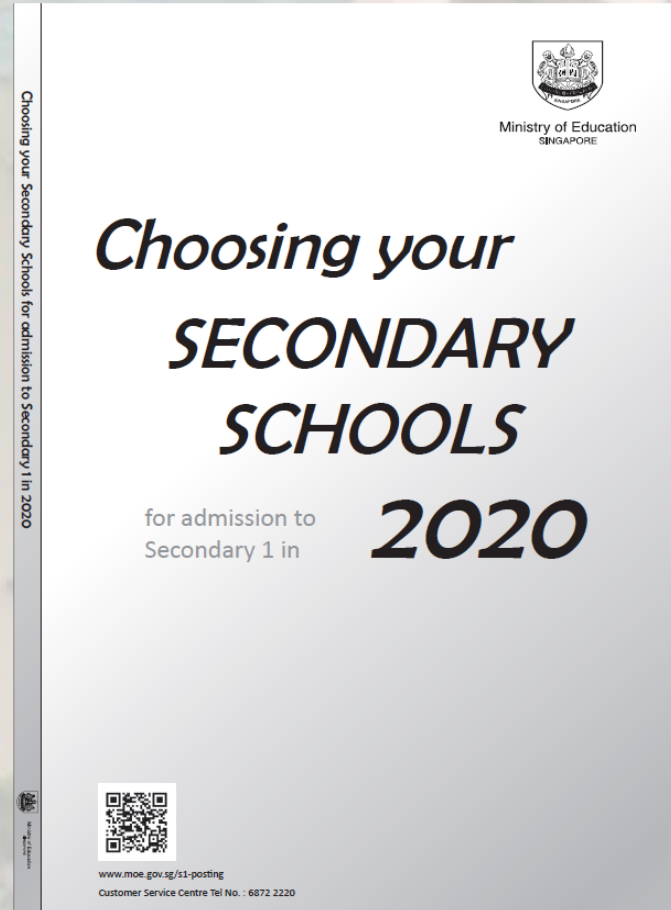
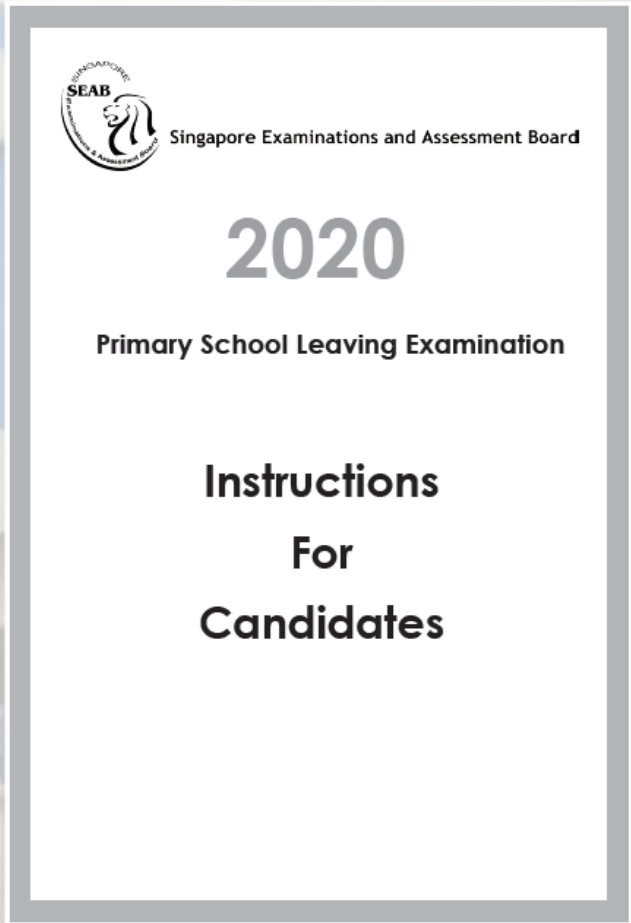
**Pupils who do not attain the requirements/ standards required to progress to a Secondary school will have the option to 1) repeat their education back in the Primary School or 2) join Northlight and Assumption Pathway school.*



Progression Paths in Secondary school.



Sec 1 Posting Information Booklet



- Consists of 2 parts
 - In July
 - Part 1
 - Information for Candidates
 - In October
 - Part 2
 - Choosing your Secondary Schools



Sec 1 Posting Process

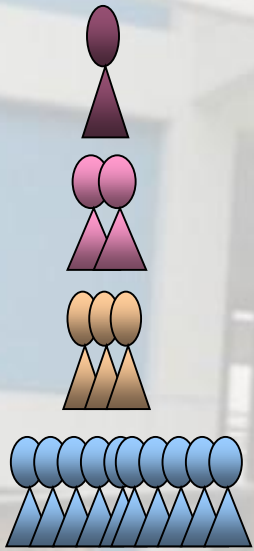
- Based on 1) a student's PSLE results 2) Choice of schools submitted 3) Vacancies available in the schools.
- Sec 1 Option Exercise is conducted immediately after release of PSLE results in late Nov.
- Sec 1 Option Exercise is done online.
- Pupils are to indicate 6 secondary schools of their choice.
- In the event of the need to appeal for transfer after the posting result is out, you may do so at the secondary school where the pupil is posted to.



Posting Method

By Merit :

By Choice



267

254

235

202

**Rank all PSLE students
by their PSLE Scores**



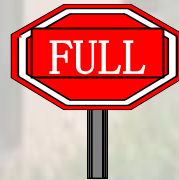
267



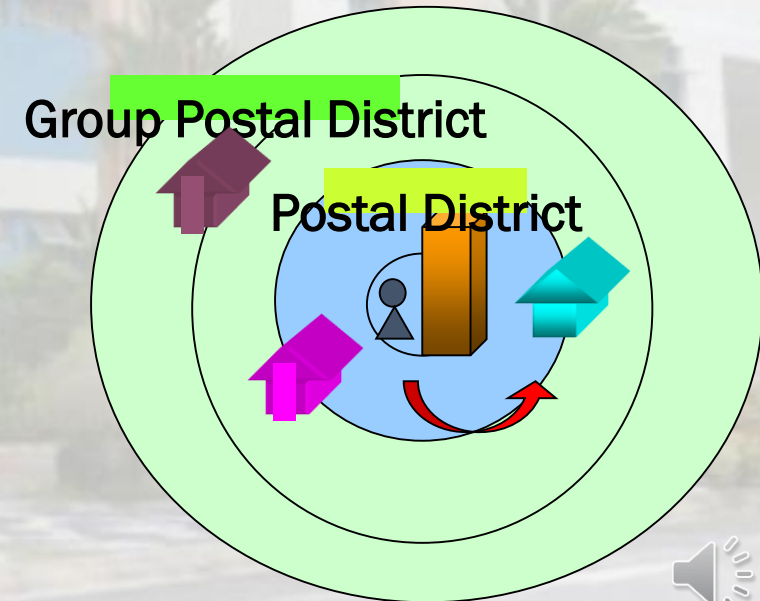
254



235



After 6 choices.....





Choosing a SECONDARY SCHOOL

- **Please consider the following factors:**
 - The academic ability of your child / Special Needs
 - The distance between the school and your home
 - Previous year's PSLE aggregate ranges of schools
 - Programmes & Schemes offered such as niche CCAs, MEP, AEP etc





How to help your child strive for PSLE ?

- Adopt the **C4RE** approach
 - **Care**
 - Take a whole family approach. Everyone in the family to show their support.
 - **Respect**
 - Talk to your child about his school of choice. Listen to them.
 - **Responsibility**
 - Set routines and adopt good study habits.
 - **Rallying together**
 - Work closely with your child's teachers. Strengthen Home-School partnership.
 - **Resilience**
 - Balance and manage study time at home. Plan a Study Timetable.
 - **Excellence**
 - Set high expectations but encourage small progress and affirm good effort.



Wishing our P6 pupils the best of luck...



Our School's Vision

Every White Sandian, A Success Story...

It is the effort and the process that we want to celebrate so that together we create the positive memories that our children could hold to help them take their next step positively.