

# How to Use the ICB Conference App

ICB have developed our ICB Conference App, which will allow attendees access to detailed Agenda, Exhibitor and Speaker detail prior to the day of the conference, as well as Q&A and Live Polling on the day. This is the same app used for our ICB News channel.

## Installing the App

Download the ICB App from your App store

To download direct from your iPhone [click here](#)



Compatible with iOS 7.0 and higher



Compatible with Android 2.3.3 and higher

Alternatively, you can access the App via [www.icb.org.au/app](http://www.icb.org.au/app)

### Installation Instructions

Open Google Play / Play Store / App Store

Search for “ICB” using the search bar

Select “ICB ShowGizmo”

Tap the **Install** button

Once installed, you can access the app by any of the following methods

Tap the **Open** button on the app's store page (where you just installed from)

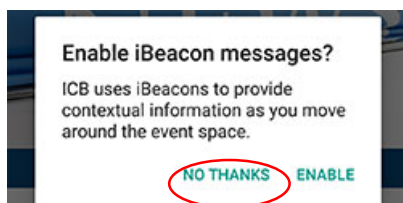


Tap the app icon, which should have appeared on your phone's home screen (or swipe across to find the screen with the app icon if your home screen is full)

Open your apps list and scroll to find the app entry, then tap to open it

Note:

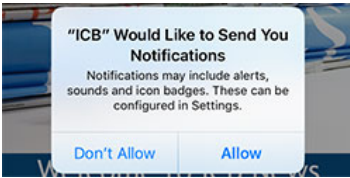
Android phones will ask if you want to install iBeacon



Android notification screen

Select “No Thanks”

You may also be asked if you would like to allow notifications

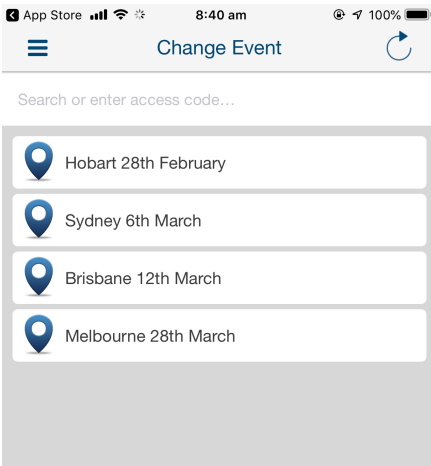


iPhone notification screen

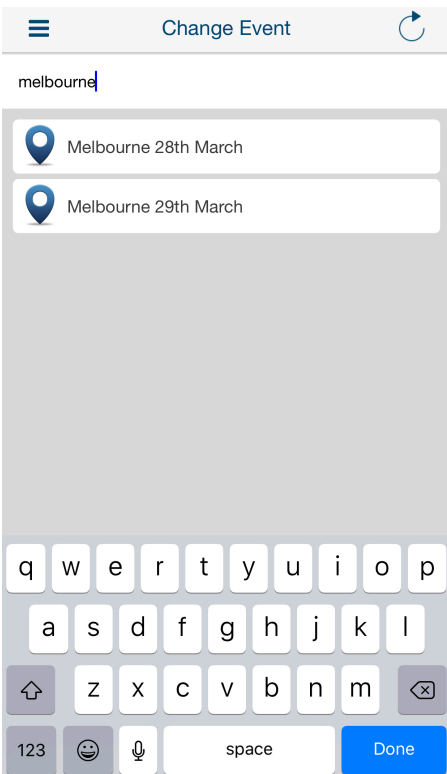
## Accessing the Conference App

Tap on the ICB app icon

Click on the event you are attending



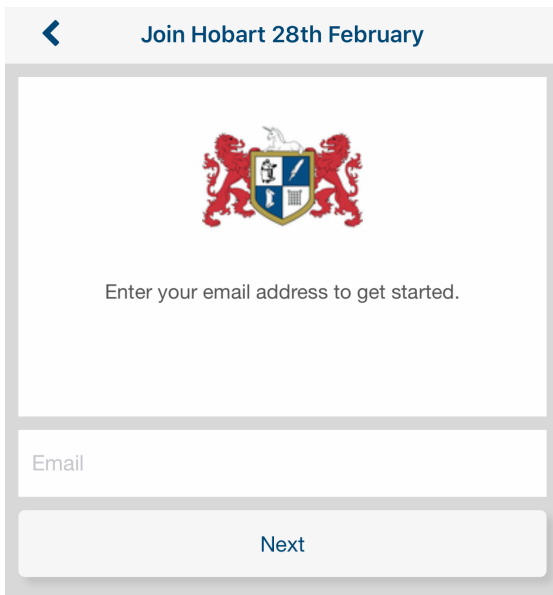
If the event you are attending is not listed, type the full name of the location i.e. "Melbourne" into the top search bar and you will be able to access it.



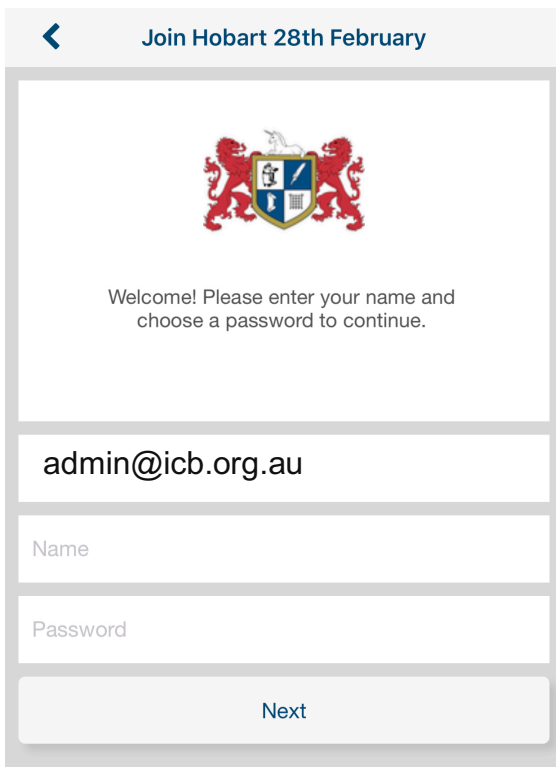
Click “Sign In” in the top right hand corner of the screen



Enter your email address



If you have not previously used the ICB App, create a profile by entering your name and selecting a password, then click “Next”.



Join Hobart 28th February

Welcome! Please enter your name and choose a password to continue.

admin@icb.org.au

Name

Password

Next

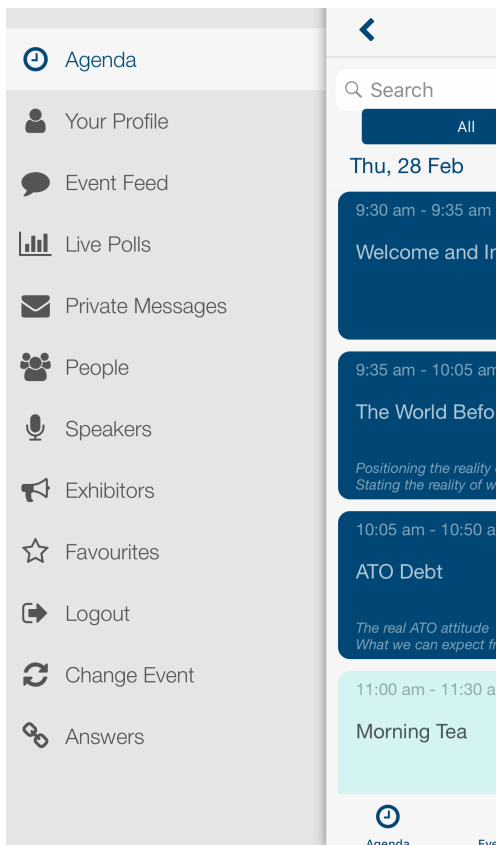
If you have previously accessed the App, it will ask you to sign in.


## Using the Conference App



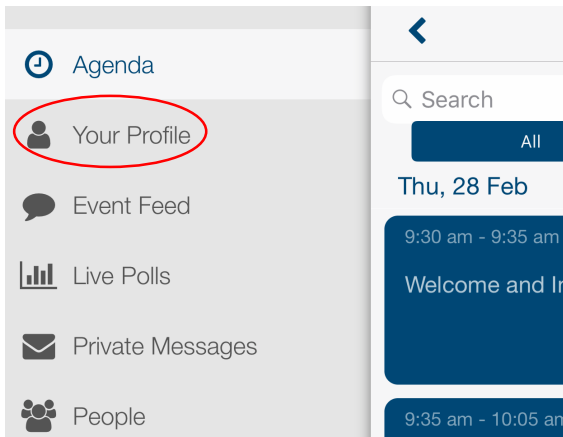
Tap the menu icon (top left)

You will be able to switch between the Agenda (which will open automatically when you open the App) and other features, such as Exhibitors, Polls and the Event Feed.



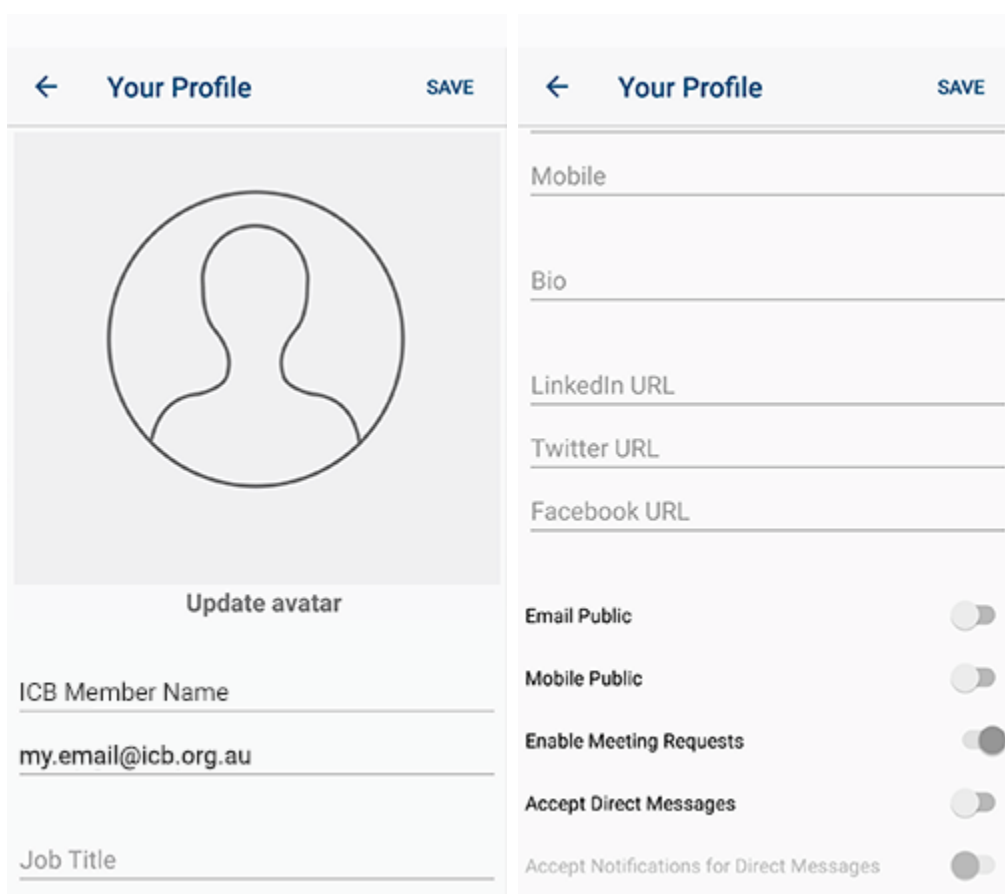
 To edit Your Profile, access the menu by clicking the icon in the top left hand corner of the screen

Select “Your Profile”



Tap the edit icon (top right) to add or change your information and upload an image

You can add or edit information in your profile, as well as add an avatar image, or change your visibility and whether or not you can be contacted by other event members



Tap save (top right) to save your information  
or the back arrow (top left) to cancel any changes

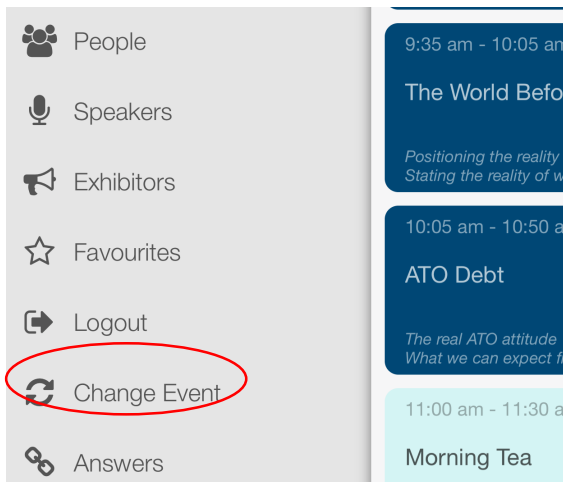
## Switching Event Feeds

Seeing your last ICB Conference event, or seeing ICB News? If you used the app at your last conference or workshop, it may still be logged in to that event. You can change event to view a different event feed.

### Changing Event Feed



Tap the menu icon (top left)



### Select “Change Event”

This will return you to the event search.

Select the event you wish to view

