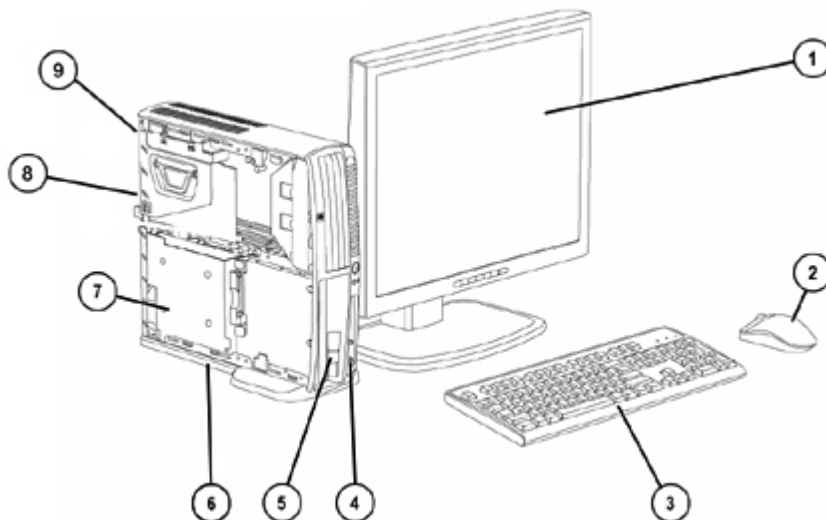


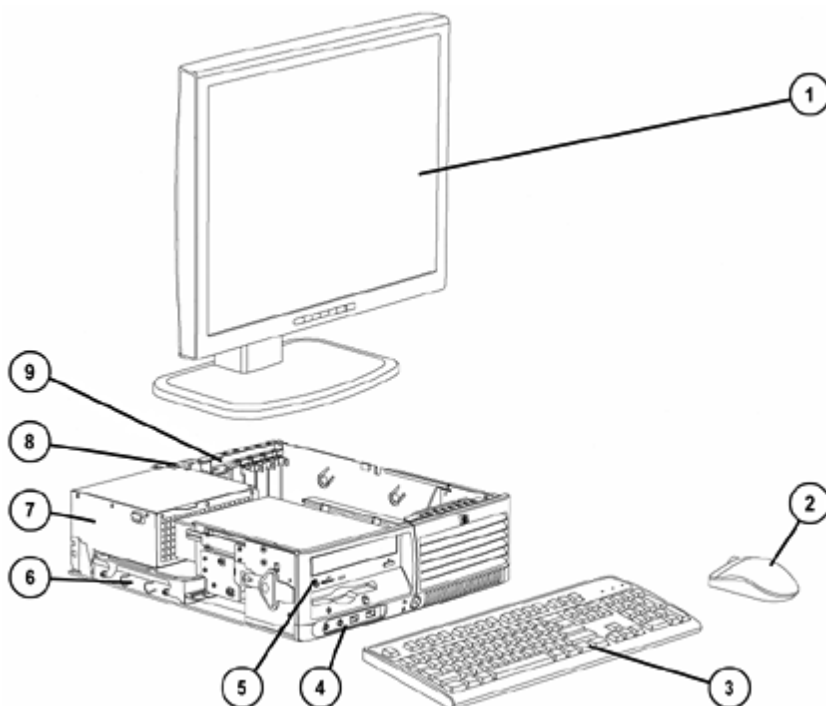
### Overview

#### Ultra-slim Desktop



- 1. Monitor (sold separately)
- 2. 2-Button Scroll Mouse (PS/2)
- 3. 2004 Standard Keyboard (PS/2)
- 4. Front I/O: 2 USB 2.0, headphone and microphone
- 5. 1 external MultiBay
- 6. 1 3.5" internal bay
- 7. 200-watt power supply
- 8. 1 full-height PCI slot
- 9. Rear I/O: 6 USB 2.0, 1 optional serial port, 1 optional parallel port (available via PCI card), 2 PS/2, 1 RJ-45, 1 VGA, audio in/out

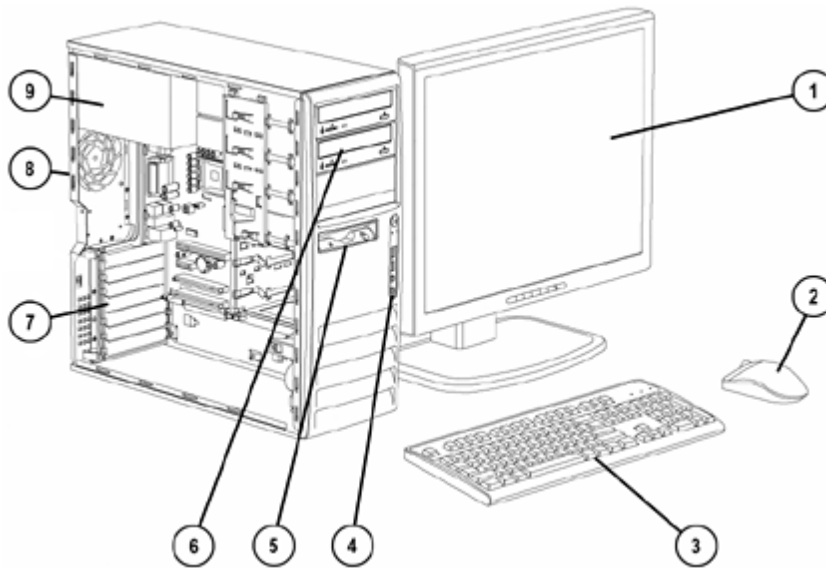
#### Small Form Factor



### Overview

1. Monitor (sold separately)
  2. 2-Button Scroll Mouse (PS/2)
  3. 2004 Standard Keyboard (PS/2)
  4. Front I/O: 2 USB 2.0, headphone and microphone
  5. 1 5.25" and 1 3.25" external bays for optional diskette drive or other devices
  6. 1 3.5" internal bay
  7. 240-watt power supply
  8. Rear I/O: 6 USB 2.0, 1 standard serial port, 1 optional serial port, 1 parallel port, 2 PS/2, 1 RJ-45, 1 VGA, audio in/out
  9. 2 low profile PCI slots, 1 low profile PCI Express x1 slot, 1 low profile PCI Express x16 slot standard; 2 full-height PCI slots optional
- NOTE:** With riser card option, express x1 and x16 slots are not supported.

### Convertible Minitower



1. Monitor (sold separately)
2. 2-Button Scroll Mouse (PS/2)
3. 2004 Standard Keyboard (PS/2)
4. Front I/O: 2 USB 2.0, headphone and microphone
5. 1 3.5" external bay for optional diskette drive or other 3.5" device
6. 3 5.25" external bays and 2 3.5" internal bays
7. 2 full-height PCI slots, 1 full-height PCI Express x1 slot, 1 full-height PCI Express x16 slot, 2 additional PCI slots optional
8. Rear I/O: 6 USB 2.0, 1 standard serial port, 1 optional serial port, 1 parallel port, 2 PS/2, 1 RJ-45, 1 VGA, audio in/out, mic in
9. 340-watt power supply

### Overview

#### At A Glance

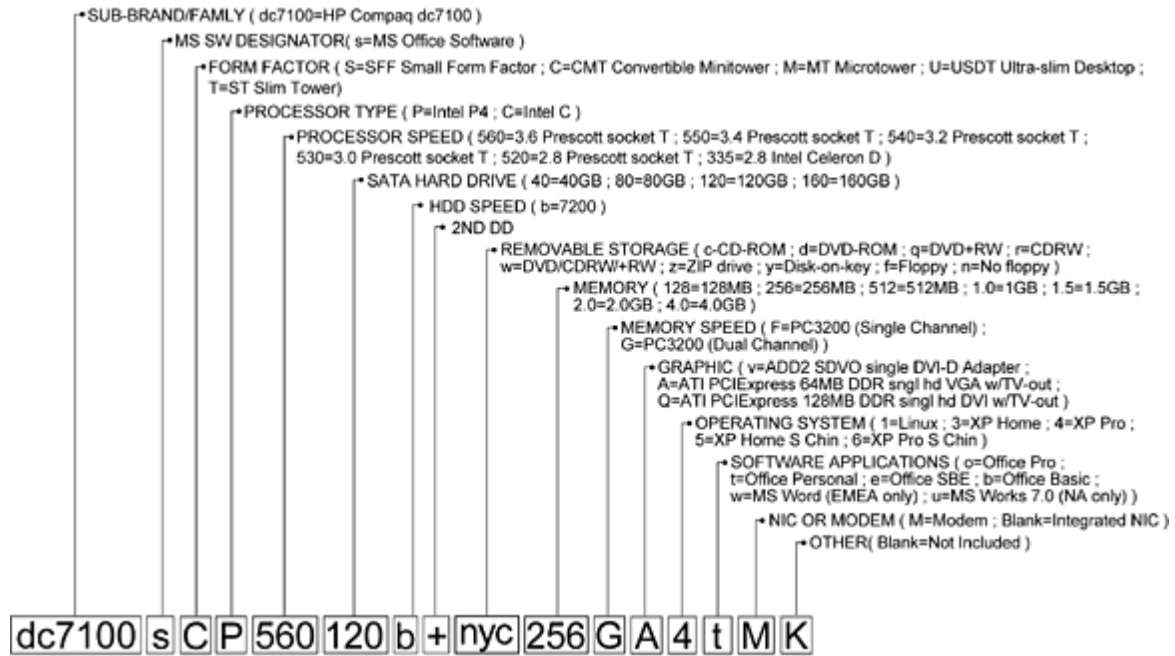
- Intel® Pentium® 4
- Choice of operating systems:
  - Microsoft Windows XP Professional
  - Microsoft Windows XP Home
  - SuSE Linux Personal 9.2 OEM (delivered on CDs with system, not pre-installed)
  - FreeDOS
- Intel 915G Express or Intel 915 series Express chipset with Integrated Intel Graphics Media Accelerator 900
- DDR Synch Dram PC3200 (DDR400) Memory
- Integrated Broadcom NetXtreme Gigabit ethernet
- 800-MHz processor front side bus support
- Intel Hyper-Thread Technology\*<sup>1</sup>
- Serial ATA Hard Drives
- Support for PCI Express
- SoundMax Digital AC97 integrated audio with internal speaker
- Manageability tools included
- Energy Star compliance with energy-saving features
- Protected by HP Services, including a 3-3-3 standard warranty. Terms and conditions vary by country. Certain restrictions and exclusions apply.

<sup>1</sup> The Hyper-Threading feature is a new technology designed to improve performance of multi-threaded software products; please contact your software provider to determine software compatibility. Not all customers or software applications will benefit from the use of hyperthreading. Visit <http://www.intel.com/info/hyperthreading/> for more information.

### Standard Features - Select Models

#### HP Compaq Business Desktop dc7100 Series

#### Model Key and Example



ww-PC921A#ABA	dc7100S/520/40bcn/256F/4
PC939A#ABA	dc7100S/520/40bcn/512E/4
PC940A#ABA	dc7100S/520/40bdn/512E/4
ww-PC922A#ABA	dc7100S/530/40bcn/512E/4
ww-PC923A#ABA	dc7100S/530/40bdn/512E/4
PC941A#ABA	dc7100S/530/40brn/512E/4
ww-PC924A#ABA	dc7100S/540/40bwn/512E/4
ww-PC926A#ABA	dc7100C/520/40bcn/256E/4
PC935A#ABA	dc7100C/520/40bcn/512E/4
PC936A#ABA	dc7100C/520/40brn/512E/4
ww-PC927A#ABA	dc7100C/530/40bcn/512E/4
ww-PC928A#ABA	dc7100C/530/40bdn/512E/4
PC937A#ABA	dc7100C/530/40brn/512E/4
ww-PC929A#ABA	dc7100C/540/40brn/512E/4
PC938A#ABA	dc7100C/540/80bwn/1.0E/4
ww-PN285AW#ABA	dc7100U/520/40bn/256E/4
ww-PN286AW#ABA	dc7100U/520/40bcn/512E/4
ww-PN287AW#ABA	dc7100U/530/40bcn/512E/4
PN832A#ABA	dc7100S/530/40HNC/512G/4K
ww-PN288AW#ABA	dc7100U/540/40bcn/512E/4

### Standard Features - Custom Components

		USDT	SFF	CMT
<b>Processor and Speed -</b> One of the following	<b>Intel Pentium 4 Processors with HT Technology</b>			
	Intel Pentium 4 Processors 520 with HT Technology (2.8-GHz, 1 MB L2 cache, 800 MHz FSB)	X	X	X
	Intel Pentium 4 Processors 530 with HT Technology (3.0-GHz, 1 MB L2 cache, 800 MHz FSB)	X	X	X
	Intel Pentium 4 Processors 540 with HT Technology (3.2-GHz, 1 MB L2 cache, 800 MHz FSB)	X	X	X
	Intel Pentium 4 Processors 550 with HT Technology (3.4-GHz, 1 MB L2 cache, 800 MHz FSB)	X	X	X
	Intel Pentium 4 Processors 560 with HT Technology (3.6-GHz, 1 MB L2 cache, 800 MHz FSB)		X	X

		USDT	SFF	CMT
<b>Operating System -</b> One of the following	Microsoft Windows XP Professional SP1a	X	X	X
	Microsoft Windows XP Home SP1a	X	X	X
	FreeDOS	X	X	X
	SuSE Linux Personal 9.2 OEM (delivered on CDs with system, not pre-installed)	X	X	X

**NOTE:** Microsoft Windows 2000 Professional is not available pre-installed but Softpaq drivers will be made available on <http://www.hp.com>. HP will not be providing Softpaq drivers Windows NT Workstations. Please refer to the HP whitepaper, "Operating System and Device Driver Support for 2004 HP Compaq Business Desktop Computers with the Intel 915 Chipset" for more information on Windows NT.

		USDT	SFF	CMT
<b>Hard Drive -</b> One of the following	40GB Serial ATA Hard Drive (7200 rpm)	X	X	X
	80GB Serial ATA Hard Drive (7200 rpm)	X	X	X
	160GB Serial ATA Hard Drive (7200 rpm)	X	X	X
	2nd hard drive, 40GB Serial ATA Hard Drive (7200 rpm)	-	X	X
	2nd hard drive, 80GB Serial ATA Hard Drive (7200 rpm)	-	X	X
	2nd hard drive, 160GB Serial ATA Hard Drive (7200 rpm)	-	X	X

### Standard Features - Custom Components

		USDT	SFF	CMT
Memory - One of the following	256-MB DDR Synch Dram PC3200 (400-MHz) Non ECC (1 x 256)	X	X	X
	256-MB DDR Synch DRAM PC3200 (400MHz) non-ECC (2x128)	-	-	-
	512-MB DDR Synch Dram PC3200 (400-MHz) Non ECC (1 x 512)	X	X	X
	512-MB DDR Synch Dram PC3200 (400-MHz) Non ECC (2 x 256)	X	X	X
	1-GB DDR Synch Dram PC3200 (400-MHz) Non ECC (1 x 1GB)	X	X	X
	1-GB DDR Synch Dram PC3200 (400-MHz) Non ECC (2 x 512)	X	X	X
	1.5-GB DDR Synch Dram PC3200 (400-MHz) Non ECC (2 x 256, 2 x 512)	-	X	X
	2-GB DDR Synch Dram PC3200 (400-MHz) Non ECC (2 x 1GB)	X	X	X
	2-GB DDR Synch Dram PC3200 (400-MHz) Non ECC (4 x 512)	-	X	X
	3-GB DDR Synch Dram PC3200 (400-MHz) Non ECC (3x1 GB)	X	-	-
	4-GB DDR Synch Dram PC3200 (400-MHz) Non ECC (4 x 1GB)	-	X	X

**NOTE:** For best performance, memory speeds and sizes should not be mixed. See memory section for more information.

		USDT	SFF	CMT
Storage - One of the following	<b>Diskette and Zip Drives</b>			
	1.44-MB Diskette Drive	-	X	X
	Zip 250 for 3.5" Drive Bay	-	X	X
	Zip 250 for 5.25" Drive Bay	-	X	X
	<b>USB Drives</b>			
	128MB USB Drive Key (USB 2.0)	X	X	X
	<b>Optical Drives</b>			
	48X CD-ROM Drive	-	X	X
	16X/40X DVD-ROM with +R Read	-	X	X
	48X/32X/48X CD-RW Drive	-	X	X
	48X/32X/48X/16X Combo CD-RW/DVD-ROM Drive	-	X	X
	8X 4.7GB DVD+R/RW Drive	-	X	X
	<b>MultiBay</b>			
	Multibay Drive Adapter	-	X	X
	MultiBay 24X CD-ROM Drive	X	X	X
	MultiBay 24X/24X/24X/8X DVD-CDRW Combo Drive	X	X	X
	MultiBay 8X/24X DVD-ROM with +R Drive	X	X	X
Multibay 1.44MB diskette drive	X	-	-	

### Standard Features - Custom Components

		USDT	SFF	CMT
<b>Keyboard -</b> One of the following	PS/2 2004 Standard Keyboard	X	X	X
	USB 2004 Standard Keyboard	X	X	X
<b>Mouse -</b> One of the following	PS/2 2-Button Scroll Mouse	X	X	X
	USB 2-Button Optical Mouse	X	X	X
<b>Modem</b>	Agere PCI high speed 56K modem	X	X	X
<b>Audio</b>	SoundMax Digital AC97 integrated audio with internal speaker	X	X	X
<b>NIC</b>	Integrated Broadcom NetXtreme	X	X	X
	Intel Pro 1000 MT Gigabit NIC	X	X	X
<b>Miscellaneous</b>	IEEE 1394 PCI Card	X	X	X
	PCI extender card for CMT (adds 2 PCI)	-	-	X
	Serial & parallel I/O adapter	X	-	-
	2nd serial port option	-	X	X
	Tower stand	X	X	-
<b>Graphics</b>	Integrated Intel Graphics Media Accelerator 900 graphics	X	X	X
	DVI ADD2 card full height	-	-	X
	DVI ADD2 card low profile	-	X	-
	ATI RADEON X300 SE PCI Express 64-MB DDR singlehead VGA with TV out and low profile bracket	-	X	-
	ATI RADEON X300 SE PCI Express 128-MB DDR singlehead DVI with TV out and low profile bracket	-	X	-
	ATI RADEON X300 SE PCI Express 64-MB DDR singlehead VGA with TV out and full height bracket	-	-	X
	ATI RADEON X300 SE PCI Express 128-MB DDR singlehead DVI with TV out and full height bracket	-	-	X
	NVIDIA Quadro NVS 280 64MB PCI	-	X	X
	NVIDIA Quadro 50NVS PCI 64Mb DVI with TV-Out	X	X	X

### Standard Features - Custom Components

		USDT	SFF	CMT
Security	Solenoid and Hood Sensor	-	X	X
	Hood Sensor	X	-	-
	TPM security module	X	X	X
	Chassis clamp lock, universal, with cable	X	X	X

		USDT	SFF	CMT
Software	Norton AntiVirus 2004	X	X	X
	Microsoft Office XP Professional	X	X	X
	Microsoft Office XP Small Business Edition	X	X	X
	Microsoft Office 2003 Basic	X	X	X
	Microsoft Office 2003 Professional	X	X	X
	Microsoft Office 2003 Small Business	X	X	X
	Microsoft Works 7.0	X	X	X
	Altiris Local Recovery	X	X	X
	PDF Complete	X	X	X
	Corel Word Perfect Office 11	X	X	X
	Sun Java Runtime Environment	X	X	X
	ZIM SMS Mail	X	X	X
	Acrobat Reader	X	X	X
	QuickBooks Simple Start	X	X	X

HP Client Management Solutions visit <http://www.hp.com/go/easydeploy>.



### Standard Features

	Ultra-slim Desktop	Small Form Factor	Convertible Minitower
Operating System			
Microsoft Windows XP Professional SP1a	X		
Microsoft Windows XP Home SP1a	X		
Processor	Intel Pentium 4 processor		
CPU Bus Speed Supported	800-MHz		
Standard L2 Cache	1024-KB		
Chipset	Intel 915 series Express	Intel 915G Express	Intel 915G Express
Memory Expansion Slots	3 DIMM's	4 DIMM's	4 DIMM's
Memory Type Supported	Non-ECC DDR Synch Dram (ECC not supported by Chipset)		
Memory Speed Supported	DDR Synch DRAM PC3200 (400MHz) non-ECC		
Maximum Memory*	3-GB	4-GB	4-GB
Network controller	Integrated Broadcom NetXtreme Gigabit thernet for HP		
Graphics	Integrated Intel Graphics Media Accelerator 900		
Audio	Integrated digital audio with S/Pdif 6-channel pass-through, stereo microphone, active noise cancellation and Yamaha XG Lite Softsynth support		

\*NOTE: Above 3-GB, all memory may not be available due to system resource requirements.

Expandability			
PCI slots	1 full-height (4.2"), length (6.6")	2 low-profile (2.5"), length (6.6") standard; 2 full-height (4.2"), length (6.875") via optional riser card.	2 full-height (4.2"), length (13.4") standard; (2 additional slots available via optional extender card)
PCI Express x16 slot	--	1 low-profile (2.5"), length (6.6")	1 full-height (4.2"), length (10.5")
PCI Express x1 slot	--	1 low profile (2.5"), length (6.6")	1 full-height (4.2"), length (13.4")
AGP slot	none	none	none
External Bays	1 MultiBay	2 bays (1 - 5.25", length (8.189"), and 1 - 3.5" (supports 2nd HDD))	4 bays (2 - 5.25", length (8.189"), 1 - 5.25" length (5.71") and 1 - 3.5")
Internal Bays	1 - 3.5" hard drive bay	1 - 3.5" hard drive bay	2 - 3.5" hard drive bays
MultiBay	standard	optional via MultiBay adapter	optional via MultiBay adapter
IDE	1 IDE connector for opticals	1 IDE connector for opticals	1 IDE connector for opticals
Serial-ATA	1 serial-ATA connector for SATA hard drive	2 serial-ATA connectors for SATA hard drives	4 serial-ATA connectors for SATA hard drives

### Standard Features

<b>Ports</b>			
USB 2.0	8 (2 front, 6 rear)	8 (2 front, 6 rear)	8 (2 front, 6 rear)
Serial	1 optional via serial adapter	1 standard with 2nd optional	1 standard with 2nd optional
Parallel	1 optional via printer adapter	1	1
PS/2	1 keyboard, 1 mouse	1 keyboard, 1 mouse	1 keyboard, 1 mouse
Video	analog for integrated graphics	analog for integrated graphics	analog for integrated graphics
DVI output	available via PCI card	available via ADD2 card, PCI-E x16 card, and PCI card	available via ADD2 card, PCI-E x16 card, and PCI card
Support for Multi-Monitor	available via PCI card	available via ADD2 card, PCI-E x16 card, and PCI card	available via ADD2 card, PCI-E x16 card, and PCI card
Audio	Front - mic and headphone Rear - line in, line out	Front - mic and headphone Rear - line in, line out	Front - mic and headphone Rear - line in, line out, mic in
NIC	Integrated Broadcom Gigabit	Integrated Broadcom Gigabit	Integrated Broadcom Gigabit
<b>Dimensions</b>			
Chassis Dimensions (H x W x D)	2.95 x 12.4 x 13.18 in	3.95 x 13.3 x 14.9 in	17.65 x 6.6 x 17.8 in
Chassis Dimensions (H x W x D)	7.49 x 31.50 x 33.48 cm	10.03 x 33.78 x 37.85 cm	44.83 x 16.76 x 45.21 cm
System weight	13.2 lb	19.5 lb	32.5 lb
System volume	7.9 liters	12.8 liters	33.8 liters
Shipping weight	19 lb	30 lb	43 lb
Shipping box dimensions (H x W x D)	12.63 x 18.75 x 20 in (32.08 x 47.63 x 50.8 cm)	12.63 x 18.75 x 20 in (32.08 x 47.63 x 50.8 cm)	23.38 x 13.06 x 22.88 in (59.39 x 33.17 x 58.12 cm)
<b>Power Supply</b>	200W power supply – Active PFC	240W power supply – Active PFC	340W power supply – Active PFC
Hard Drive Interfaces Supported	1 Serial ATA interfaces	2 Serial ATA interfaces	2 Serial ATA interfaces
Hard Drive Controller (PCI) Supported	Serial ATA		
<b>Preinstalled Software</b>			
Computer Setup Utility	X		
Diagnostics for Windows	X		
Microsoft Internet Explorer	X		

### After-Market Options

		USDT	SFF	CMT	Part Number
Communications	<b>Wireless LAN</b>				
	HP USB Bluetooth transceiver (BT1.2)	X	X	X	DN650B
	HP WL500 PCI (802.11a/b/g) WiFi wireless LAN	X	X	X	DV649A
	<b>NICs</b>				
	Broadcom NetXtreme Gigabit Ethernet PCI Adapter	X	X	X	DC194A
	Intel Pro/1000 MT Gigabit Ethernet PCI Adapter (full height only)	X	-	X	DC193A
	<b>Modem</b>				
Agere PCI high speed 56K modem	X	X	X	DC132D	

		USDT	SFF	CMT	
Graphics	<b>Single head solutions</b>				
	DVI-D ADD2 adapter, normal pinout	-	-	X	DY674A
	DVI-D ADD2 adapter, reverse pinout	-	X	-	DY673A
	ATI RADEON X300 SE PCI Express 64-MB DDR singlehead VGA with TV out	-	X	X	DY597A
	ATI RADEON X300 SE PCI Express 128-MB DDR singlehead DVI with TV out	-	X	X	DY596A
	<b>Multi head solutions</b>				
	NVIDIA Quadro NVS 280 64MB PCI dual head (DMS59 connector with dual VGA Y-cable)	X	X	X	DY599A
	NVIDIA Quadro NVS 280 64MB PCIE dual head (DMS59 connector with dual VGA Y-cable)	-	X	X	DY650A
	NVIDIA Quadro 50NVS PCI 64Mb DVI with TV-Out	X	X	X	PU615AA
	Dual DVI Y-cable for DY599A or DY650A	X	X	X	DL139A

		USDT	SFF	CMT	
Hard Drives	<b>Serial ATA Hard Drives</b>				
	80-GB ATA/100 Hard Drive (7200 rpm)	X	X	X	DE705A
	160-GB ATA/100 Hard Drive (7200 rpm)	X	X	X	DE706A

### After-Market Options

		USDT	SFF	CMT	
Input/Output Devices	<b>Keyboards</b>				
	HP PS/2 2004 Standard Keyboard	X	X	X	DT527A
	HP USB 2004 Standard Keyboard	X	X	X	DT528A
	<b>Pointing Devices</b>				
	HP PS/2 2-Button Scroll Mouse (Carbonite)	X	X	X	DD440B
HP USB 2-Button Optical Scroll Mouse (Carbonite/Silver)	X	X	X	DC172B	
<hr/>					
Memory (DIMMs)	<b>PC3200 (DDR400-MHz) DIMMs Non-ECC</b>				
	1-GB DDR Synch Dram PC3200 (DDR400)	X	X	X	DE468G
	512-MB DDR Synch Dram PC3200 (DDR400)	X	X	X	DE467G
	256-MB DDR Synch Dram PC3200 (DDR400)	X	X	X	DE466G
	128-MB DDR Synch Dram PC3200 (DDR400)	X	X	X	DE465G
<hr/>					
Monitors	<b>TFTs</b>				
	HP L1502 Flat Panel Monitor (15" analog only)	X	X	X	P9617D#ABA
	HP L1530 Flat Panel Monitor (15" analog/digital & multimedia)	X	X	X	P9624A#ABA
	HP L1702 Flat Panel Monitor (17" analog only)	X	X	X	P9621D#ABA
	HP L1730 Flat Panel Monitor (17" analog/digital & multimedia)	X	X	X	P9625A#ABA
	HP L1925 Flat Panel Monitor (19" analog/digital)	X	X	X	P9626A#ABA
	HP L2035 Flat Panel Monitor (20")	X	X	X	P9614A#ABA
	HP L2335 Flat Panel Monitor (23" widescreen)	X	X	X	P9615A#ABA
	<b>CRTs</b>				
	HP v7550 CRT Monitor (17" flat-face)	X	X	X	P9013A#ABA
	HP s9500 CRT Monitor (19")	X	X	X	P9010A#ABA
	HP p1230 CRT Monitor (22" natural flat)	X	X	X	P9613A#ABA
	<hr/>				
Multimedia		USDT	SFF	CMT	
	JBL Platinum Series Speakers – Carbonite	X	X	X	DE893B
	HP Desktop Access Center	X	X	X	DK985A

### After-Market Options

		USDT	SFF	CMT	
Optical Drives	<b>DVD-ROM Drive</b>				
	16X/40X DVD-ROM w/ +R read	-	X	X	DC151B
	<b>CD-ROM Drive</b>				
	48X Max CD-ROM Drive	-	X	X	DC143B
	<b>CD-RW Drive</b>				
	48X/32X/48X CD-RW Drive	-	X	X	DL975B
	<b>Combo Drive</b>				
48X/32X Combo DVD-ROM/CD-RW Drive	-	X	X	DL976B	
	<b>DVD+R/+RW Drive</b>				
	8X DVD+R/+RW Drive (Carbonite)	-	X	X	DQ820B

		USDT	SFF	CMT	
Removable Storage	<b>Drive Key Options</b>				
	256-MB HP Drive Key (USB 2.0)	X	X	X	DL973B
	<b>Diskette and Digital Drives</b>				
	1.44MB Internal Floppy Drive	-	X	X	DS710B
	1.44MB USB Floppy Drive – External	X	X	X	DC361B
	<b>Zip Drives and Media</b>				
	Zip 250 Drive (Carbonite)	-	X	X	DC140B
Zip 750 Drive (Carbonite)	-	X	X	DC518B	

		USDT	SFF	CMT	
MultiBay Drive Storage	MultiBay Drive Adapter	-	X	X	DC149B
	Multibay 60GB hard drive	X	X	X	DC894A
	Multibay 80GB hard drive	X	X	X	DC920A
	Multibay 1.44-MB Diskette Drive	X			DE612B
	MultiBay 24X CD-ROM Drive	X	X	X	DC513B
	MultiBay 4X DVD+R/+RW Drive	X	X	X	DG189A
	MultiBay 24X/24X/24X/8X Combo DVD-ROM/CD-RW Drive	X	X	X	DL974B
	MultiBay 8X DVD-ROM Drive (reads all formats)	X	X	X	DC515B

**NOTE:** In order to use Multibay devices on SFF & CMT, the Multibay Drive adapter is required

		USDT	SFF	CMT	
Security	HP Business PC Security Lock Kit	X	X	X	PV606AA
	Wall mount/security sleeve (USDT)	X	-	-	PA719A
	Wall mount/security sleeve (SFF)	-	X	-	PA717A

### After-Market Options

		USDT	SFF	CMT	
<b>Brackets/Stand</b>	HP Compaq 7000 Series Ultra-slim Desktop Integrated Work Center Stand (no display)	X	-	-	DL641B
	Tower Stand (Carbonite)	-	X	-	PS797A

		USDT	SFF	CMT	
<b>Miscellaneous Accessories</b>	Serial and parallel I/O adapter (USDT)	X	-	-	PD825A
	USB to parallel printer adapter	X	-	-	P8821A
	USB to serial adapter	X	-	-	PA718A
	2nd serial port (SFF)	-	X	-	PA716A
	PCI riser card (SFF)	-	X	-	PD824A
	IEEE 1394 PCI Card	X	X	X	PA997A

<b>HP Care Pack Services</b>	9x5 Next-Business-Day On-Site Coverage - 4 Years				U7897E
	9x5 Next-Business-Day On-Site Coverage - 5 Years				U7899E
	9x5, 4-Hour Response On-Site Coverage - 3 Years				U4863E
	9x5, 4-Hour Response On-Site Coverage - 4 Years				U7902E
	9x5, 4-Hour Response On-Site Coverage - 5 Years				U7904E
	24x7, 4-Hour Response On-Site Coverage - 3 Years				H4493E
	24x7, 4-Hour Response On-Site Coverage - 4 Years				U7906E
	24x7, 4-Hour Response On-Site Coverage - 5 Years				U7908E
	9x5 Next-Business-Day On-Site Coverage - 4 Years + Monitor				U7896E
	9x5 Next-Business-Day On-Site Coverage - 5 + Monitor				U7898E
	9x5, 4-Hour Response On-Site Coverage - 3 Years + Monitor				U4864E
	9x5, 4-Hour Response On-Site Coverage - 4 Years + Monitor				U7901E
	9x5, 4-Hour Response On-Site Coverage - 5 Years + Monitor				U7903E
	24x7, 4-Hour Response On-Site Coverage - 3 Years + Monitor				H4483E
	24x7, 4-Hour Response On-Site Coverage - 4 Years + Monitor				U7905E
	24x7, 4-Hour Response On-Site Coverage - 5 Years + Monitor				U7907E
	Hardware Installation				U5869E
	Hardware Installation - (2 or more)				U5870E
Post Warranty 9x5 Next-Business-Day On-Site Coverage - 1 Year				U5864PE	
Post Warranty 9x5 Next-Business-Day On-Site Coverage - 1 Year + Monitor				U5865PE	

### Memory

#### 915 series Express chipset

##### DDR SYNCH DRAM NON-ECC MEMORY

It is not necessary to add memory in pairs. Memory upgrades are accomplished by adding single or multiple DIMMs of the same or varied sizes. This chart does not represent all possible memory configurations. The Intel 915G/series Express chipsets support non-ECC DDR PC2700 (333-MHz) and non-ECC DDR PC3200 (400-MHz) memory.

For best performance, add in pairs, add in same channel, and do not mix speeds. For dual-channel performance, the total amount of memory in each channel should be equal. If speeds are mixed, speed will default to the slowest DIMM.

##### MAXIMUM MEMORY (ULTRA-SLIM DESKTOP)

Supports up to 3-GB of DDR SYNCH DRAM. *Not all memory configurations possible are represented below.*

DIMM Size	Slot		
	Channel A		Channel B
	1	2	3
128-MB	128-MB		
256-MB (dual channel)	128-MB		128-MB
512-MB	512-MB		
512-MB (dual-channel)	256-MB		256-MB
1-GB	1-GB		
1-GB (dual channel)	512-MB		512-MB
2-GB (dual-channel)	1-GB		1-GB
2-GB	512-MB	512-MB	1-GB
3-GB maximum	1-GB	1-GB	1-GB

#### 915G Express chipset

##### DDR SYNCH DRAM NON-ECC MEMORY

It is not necessary to add memory in pairs. Memory upgrades are accomplished by adding single or multiple DIMMs of the same or varied sizes. This chart does not represent all possible memory configurations. The Intel 915G Express chipset supports non-ECC DDR PC2700 (333-MHz) and non-ECC DDR PC3200 (400-MHz) memory.

For best performance, add in pairs, add in same channel, and do not mix speeds. For dual-channel performance, the total amount of memory in each channel should be equal. If speeds are mixed, speed will default to the slowest DIMM.

##### MAXIMUM MEMORY (SMALL FORM FACTOR AND CONVERTIBLE MINITOWER)

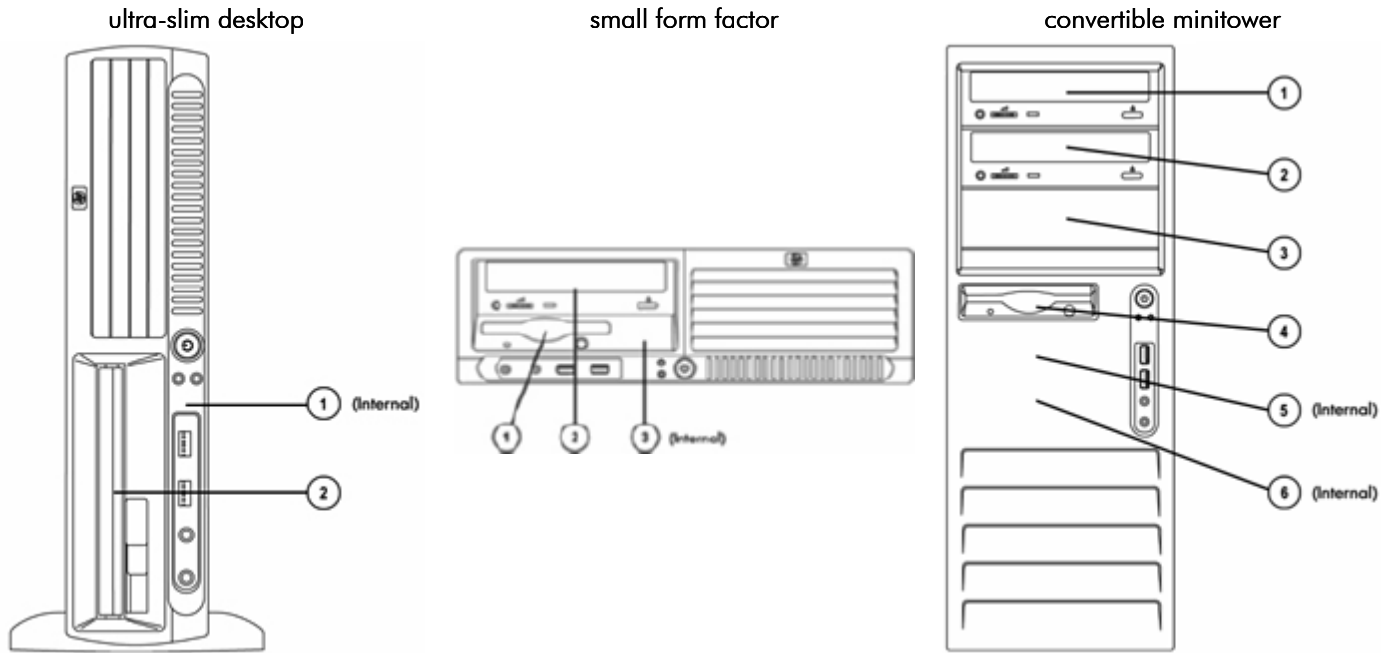
Supports up to 4-GB of DDR SYNCH DRAM. *Above 3-GB, all memory may not be available due to system resource requirements. Not all memory configurations possible are represented below.*

## Memory

DIMM Size	Slot			
	Channel A		Channel B	
	1	2	3	4
128-MB	128-MB			
256-MB (dual-channel)	128-MB		128-MB	
512-MB	512-MB			
512-MB (dual-channel)	256-MB		256-MB	
1-GB	1-GB			
1-GB (dual-channel)	512-MB		512-MB	
2-GB (dual channel)	1-GB		1-GB	
2-GB (dual-channel)	512-MB	512-MB	512-MB	512-MB
4-GB maximum (dual-channel)	1-GB	1-GB	1-GB	1-GB



## Storage



### Ultra-slim Desktop

Hot-swappable MultiBay Drive  
3.5" Serial ATA Hard Drive

#### Quantity Supported

1  
1

#### Position Supported

2  
1

#### Controller

IDE  
SATA

### Small Form Factor

Diskette Drives (optional)  
Storage Drive Bay  
3.5" Serial ATA Hard Drives  
MultiBay Drive (optional, with adapter)

1  
1  
1  
2

1  
2  
1, 3  
2

Diskette  
IDE  
SATA  
IDE

### Convertible Minitower

Diskette Drive  
Storage Drive Bay  
3.5" Serial ATA Hard Drives  
MultiBay Drive (optional, with adapter)

1  
2  
2  
2

4  
1, 2, 3  
4, 5, 6  
1, 2, 3

Diskette  
IDE  
SATA  
IDE

### Technical Specifications

Base Unit Contents	Ultra-Slim Desktop	Small Form Factor	Convertible Minitower
Coprocessor	Integrated		
L2 Cache Architecture/Speed	Full core clock speed		
Cache Upgradeable	Not upgradeable – Integrated into Processor		
System board with Intel 915 Express Chipset with Integrated graphics	X		
Cables	Serial ATA Cable		
Quick Setup Poster	X		
Product Documentation on CD	X		
Operating System CD	X		
Restore CD	X		
Power Cord	X		
Keyboard	X (PS/2)		
Mouse	X (PS/2)		
Memory Parity	Not Needed for non-ECC		
ECC Memory	Not Supported by chipset		
Serial Presence Detect Support	Supported		
Hard Drive Interfaces Supported	1 Serial ATA interface	2 Serial ATA interfaces	2 Serial ATA interfaces
Hard Drive Controller (PCI) Supported	Serial ATA		

System Board	Ultra-Slim Desktop	Small Form Factor	Convertible Minitower
Architecture	P4/PCI/PCI Express		
Chipset	Intel 915 series Express Chipset	Intel 915G Express Chipset	Intel 915G Express Chipset
I/O Controller	LPC47B397		
System Board Form Factor	custom	custom	micro ATX
Processor Socket - 775 Pin ZIF	X		
DIMM Connectors (2.5V)	3	4	4
Intel Graphics Media Accelerator 900 integrated	X		
PCI Connector	1	2 low profile standard	2 full height (2 full height additional with optional extender card)
PCI Express x16			
PCI Express x1			
Flash ROM	X		
Audio (AC97 Integrated Audio)	X		
CD ROM IN (Audio)	X		
AUX IN (Audio)	X		
Clear CMOS Button	X		
CPU Fan Header	X		
Chassis Fan Header	X		
Chassis Speaker Header	X		
CMOS Battery Holder – Lithium	X		
Hood Lock Header	--	Optional	Optional
Hood Sensor Header	Optional		

### Technical Specifications

Multibay Header	X	X	X
Integrated Broadcom NetXtreme Gigabit ethernet for HP		X	
Wake-On-Lan®		X	
ASF 2.0 (Alert Standard Format)		X	
Power Supply Header		X	
Power Switch, Power LED & Hard Drive LED Header		X	
Password Clear Header		X	
Riser Connector	X	X	--
PCI extender that connects to System Board	--	--	X

Chassis	Ultra-Slim Desktop	Small Form Factor	Convertible Minitower
Color	Carbonite/Silver		
System Board Form Factors Supported	custom	custom	micro ATX
Power Supply Fan (Variable Speed)		X	
Processor Fan-Heatsink (Variable Speed)		X	
Chassis Fan		X	
Internal Speaker		X	
Security Locks Supported	Kensington Cable Lock Provision (Lock not included) Hood Cover Security Loop (Lock not included)		
Security Loop hole diameter	.236 inches		

Unit Environment and Operating Conditions	Ultra-Slim Desktop	Small Form Factor	Convertible Minitower
<b>General Unit Operating Guidelines</b>			
<ul style="list-style-type: none"> <li>Keep the computer away from excessive moisture, direct moisture and the extremes of heat and cold, to ensure that unit is operated within the specified operating range.</li> <li>Leave a 10.2 cm (4 in) clearance on all vented sides of the computer to permit the required airflow.</li> <li>Never restrict airflow into the computer by blocking any vents or air intakes.</li> <li>Do not stack computers on top of each other or place computers so near each other that they are subject to each other's recirculated or preheated air.</li> <li>Occasionally clean the air vents on the front, back, and any other vented side of the computer. Lint, dust and other foreign matter can block the vents and limit the airflow.</li> <li>If the computer is to be operated within a separate enclosure, intake and exhaust ventilation must be provided on the enclosure, and the same operating guidelines listed above will still apply.</li> </ul>			
Temperature Range	Operating: 50° to 95° F (10° to 35° C)* Non-operating: -22° to 140° F (-30° to 60° C)		
Relative Humidity	Operating: 10% to 90% (non condensing at ambient) Non-operating: 5% to 95% (non condensing at ambient)		
Maximum Altitude (unpressurized)	Operating: 10,000 ft (3048 m) Non-operating: 30,000 ft (9144 m)		
<p><b>NOTE:</b> Operating temperature is de-rated 1.0 deg C per 300 m (1000 ft) to 3000 m (10,000 ft) above sea level, no direct sustained sunlight. Maximum rate of change is 10 deg C/Hr. The upper limit may be limited by the type and number of options installed.</p>			

### Technical Specifications

Interfaces	Ultra-Slim Desktop	Small Form Factor	Convertible Minitower
Serial Port	1 optional	1 standard, 2nd via option	1 standard, 2nd via option
Parallel Port	1 optional	1	1
PS/2	1 Keyboard and 1 Mouse		
USB (2.0)	8 ports (6 rear/2 front)		
RJ-45 10/100/1000 Network	X		
Keyboard	X (PS/2)		
Mouse	X (PS/2)		
Multibay	1 standard	optional	optional
Video (VGA)	X		
Audio	X		

Power Supply	Ultra-Slim Desktop	Small Form Factor	Convertible Minitower
Power Supply	200 watt custom power supply - Active PFC)	240 watt custom power supply - Active PFC)	340 watt custom power supply - Active PFC)
Operating Voltage Range	90 - 132/180 - 264 VAC	90 - 132/180 - 264 VAC	90 - 132/180 - 264 VAC
Rated Voltage Range	100 - 127/200-240 VAC	100 - 127/200-240 VAC	100 - 127/200-240 VAC
Rated Line Frequency	50/60 Hz	50/60 Hz	50/60 Hz
Operating Line Frequency Range	47 - 63 Hz	47 - 63 Hz	47 - 63 Hz
Rated Input Current	5A/2.5A	5A/2.5A	6A/3A
Heat Dissipation	Typical 340 btu/hr (86 kg-cal/hr) Maximum 1050 btu/hr (265 kg-cal/hr)	Typical 340 btu/hr (86 kg-cal/hr) Maximum 1260 btu/hr (318 kg-cal/hr)	Typical 340 btu/hr (86 kg-cal/hr) Maximum 1575 btu/hr (397 kg-cal/hr)
Power Supply Fan	70mm variable speed	80mm variable speed	92mm variable speed
Energy Star Compliant	X	X	X
Blue Angel Compliant (<5w in S5-- Power Off)	X	X	X
FEMP Standby Power Compliant (<2W in S5 - Power Off)	X	X	X
Power Consumption in ES Mode - Suspend to RAM (S3) (Instantly Available PC)	2.5W to 3W	2.5W to 3W	2.5W to 3W
Processor/Cache Memory Power -Down (S3)	< 3W	< 3W	< 3W
Environmental and Mechanical Engineering Support Center (EMESC) - Intranet Web Site only	<a href="http://env-websserver.ccm.cpqcorp.net/EMESC/default.htm">http://env-websserver.ccm.cpqcorp.net/EMESC/default.htm</a>		

### Technical Specifications

ROM Features	Description	Ultra-slim Desktop	Small Form Factor	Convertible Minitower
Instantly Available PC (Suspend to RAM - S3)	Allows for very low power consumption with quick resume time	X	X	X
ROM Based F10 Setup	Review and customize BIOS settings	X	X	X
Remote System Installation via F12 (PXE) (Remote Boot from Server)	Allows a new or existing system to boot over the network and download software, including the operating system	X	X	X
System/Emergency ROM Flash Recovery with Video	Recovers corrupted system BIOS	X	X	X
BIOS Smart Card Support	BIOS preboot smart card authentication (passwords) via USB CCID compliant smart card readers	X	X	X
Auto Setup when New Hardware Installed	System automatically detects addition of new hardware	X	X	X
Serial, Parallel, USB, Audio, Network, Enable/Disable Port Control	Enable or disables serial, parallel, USB, audio, and network ports	X	X	X
Removable Media Write/Boot Control	Prevents ability to boot from removable media on supported devices (and can disable writes to media)	X	X	X
Network Server Mode	Allows for secured keyboard-less operation	X	X	X
Power-On Password	Prevents an unauthorized person from booting up the computer	X	X	X
Setup Password	Prevents an unauthorized person from changing the system configuration	X	X	X
Replicated Setup	Saves BIOS settings to diskette or USB disk-on-key in human readable file. Repset.exe utility can then replicate these settings on machines being deployed without entering ROM-based F10 setup	X	X	X
Master Boot Record Security	Detects changes to MBR and optional restoration, useful in protecting from viruses	X	X	X
Remote ROM Flash	Provides secure, fail-safe ROM image management from a central network console	X	X	X
Remote Wakeup	<ul style="list-style-type: none"> <li>System administrators can power on, restart, and power off a client computer from a remote location.</li> <li>Enables cost-effective power consumption when the administrator needs to distribute software, perform security management, or update the ROM</li> </ul>	X	X	X
ACPI (Advanced Configuration and Power Management Interface)	<ul style="list-style-type: none"> <li>Allows the system to wake from a low power mode</li> <li>Controls system power consumption, making it possible to place individual cards and peripherals in a low-power or powered-off state without affecting other elements of the system</li> </ul>	X	X	X
Keyboard-less Operation	The system can be operated without a keyboard	X	X	X
SMBIOS	System Management BIOS, previously known as DMI BIOS, for system management information	X	X	X

### Technical Specifications

Software	Description	Ultra-slim Desktop	Small Form Factor	Convertible Minitower
<b>Preinstalled Software</b>		X	X	X
Microsoft Windows XP Professional SP1a		X	X	X
Microsoft Windows XP Home SP1a		X	X	X
Computer Setup Utility		X	X	X
Diagnostics for Windows		X	X	X
Microsoft Internet Explorer		X	X	X

Initial Configuration and Deployment	Description	Ultra-slim Desktop	Small Form Factor	Convertible Minitower
HP Client Management Solutions	<p>HP Client Management Solutions help simplify management of PCs and significantly reduce total ownership costs. These solutions share a common design and are highly integrated due to the extensive work between HP and its partner Altiris. HP Client Manager Software is included free with all HP business PCs. It enables central tracking, monitoring, and management of the hardware aspects of HP client systems:</p> <ul style="list-style-type: none"> <li>• Get valuable hardware information such as CPU, memory, video, and security settings</li> <li>• Monitor system health to fix problems before they occur</li> <li>• Install drivers and BIOS updates without visiting each PC</li> <li>• Remotely configure BIOS and security settings</li> <li>• Automate processes to quickly resolve hardware problems</li> </ul> <p>Additional Altiris solutions (fee-based) are available to address PC management challenges through the entire IT lifecycle including:</p> <ul style="list-style-type: none"> <li>• Inventory assessment</li> <li>• Software license compliance</li> <li>• Personality migration</li> <li>• Software image deployment</li> <li>• Software distribution</li> <li>• Asset management</li> <li>• Client backup and recovery</li> <li>• Problem resolution</li> </ul> <p>Visit <a href="http://www.hp.com/go/easydeploy">http://www.hp.com/go/easydeploy</a> for more information, to download HP Client Manager Software, and to evaluate the Altiris solutions.</p>	X	X	X
System Software Manager (free)	A free utility that detects and updates BIOS, device drivers, and management agent versions on your networked PCs	X	X	X
Replicated Setup	Saves BIOS settings to diskette or USB disk-on-key in human readable file. Repset.exe utility can then replicate these settings on machines being deployed without entering ROM-based F10 setup	X	X	X

### Technical Specifications

Support Software CD	--	X	X	X
Software Restore CD	Restores computer to its original factory shipping image	X	X	X
Asset Tag	<ul style="list-style-type: none"> <li>Repository for storing company-specific property asset numbers for easy tracking</li> <li>Initially set equal to the system serial number</li> <li>Stored in a protected section of non-volatile memory that can be accessed and modified with the F10 Setup program</li> </ul>	X	X	X
DIMM Serial Presence Detect	Detects whether or not memory DIMMs are present and their type	X	X	X
Hard drive serial number, model, and manufacturer	Hard drive manufacturer, model, and serial number is stored in the hard drive firmware and reported in ROM-based F10 setup	X	X	X
Monitor serial number, model & manufacturer	--	X	X	X
System serial number, model, & manufacturer	System serial number, model, & manufacturer stored in a non-volatile memory and can be retrieved with management SW or viewed in ROM-based F10 setup	X	X	X
ROM revision levels	<ul style="list-style-type: none"> <li>Identifies system ROM revision levels and reports in ROM-based F10 setup</li> <li>Version is stored in an industry standard memory location (SMBIOS) so that management SW applications can use and report this information</li> </ul>	X	X	X
System board revision level	<ul style="list-style-type: none"> <li>Allows management SW to read the revision level of the system board</li> <li>Revision level is digitally encoded into the hardware and cannot be modified</li> </ul>	X	X	X
Memory Change Alert	Alerts management console if memory is removed or changed	X	X	X
Ownership Tag	A user-defined string stored in non-volatile memory that is displayed in the BIOS splash screen	X	X	X

Security Features	Description	Ultra-slim Desktop	Small Form Factor	Convertible Minitower
Mechanical Hood Security Provision	Security Loop	X	X	X
Kensington Lock Support	Kensington lock slot on the chassis	X	X	X
Cable Lock Provision	Physically secure computer hardware from theft	X	X	X
Serial, Parallel, USB Enable/Disable	Enable or disable serial, parallel or USB ports and hide them from the operating system	X	X	X
Removable Media Write/Boot Control	Prevents the computer from being booted from removable media on supported devices (and can disable writes to media)	X	X	X
Power-On Password	Prevents an unauthorized person from booting up the computer	X	X	X
Setup Password	Prevents an unauthorized person from changing the system configuration	X	X	X

### Technical Specifications

Fault Notification and Recovery	Description	Ultra-slim Desktop	Small Form Factor	Convertible Minitower
SMART Hard Drives, Fault & Prefailure Notification	<ul style="list-style-type: none"> <li>Allows hard drives to monitor their own health and to raise flags if imminent failures were predicted</li> <li>Predicts failures before they occur. Tracks fault prediction and failure indication parameters such as re-allocated sector count, spin retry count, calibration retry count</li> <li>By avoiding actual hard drive failures, SMART hard drives act as "insurance" against unplanned user downtime and potential data loss from hard drive failure</li> </ul>	X	X	X
Memory Change Notification (Requires HP Client Manager Software)	Alerts management console if memory is removed or changed	X	X	X
Thermal Notification (Requires HP Client Manager Software)	<p>Monitors the temperature state within the chassis. Three modes:</p> <ul style="list-style-type: none"> <li>NORMAL – normal temperature ranges</li> <li>ALERTED – excessive temperatures are detected. Raises a flag so action can be taken to avoid shutdown or provide for a smoother system shutdown</li> <li>SHUTDOWN – excessive temperatures are encountered. Automatically shuts down the computer without warning before hardware component damage occurs</li> </ul>	X	X	X
Altiris Local Recovery	Provides data and system file protection for HP business PCs to enable fast recovery of information that is accidentally deleted or if the system becomes corrupted. Designed for disconnected or seldom-connected users, Local Recovery protects your HP computer's data and system state by taking scheduled snapshots, which are then stored in a protected area on the local hard disk. System backup and disaster recovery is now simple and fast for all users, regardless of connectivity.	X	X	X
Surge Tolerant Full Ranging Power Supply	Withstands power surges up to 2000V	X	X	X
Ultra ATA Integrity Monitoring (CRC Checking)	<p>Provides data transfer verification and proactive notification of hard drive data transmission problems with recommendations for enhancing system performance. It detects all the following errors types:</p> <ul style="list-style-type: none"> <li>single bit errors</li> <li>double bit errors</li> <li>an odd number of errors</li> <li>error bursts up to 32-bits long</li> </ul>	X	X	X



### Technical Specifications

System Software Updating	Description	Ultra-slim Desktop	Small Form Factor	Convertible Minitower
Subscriber's Choice	<p>Free web-based subscription service that provides customized support information, products tips, and feature articles based on subscriber profile</p> <ul style="list-style-type: none"> <li>• E-mail Driver and Support Alerts/Notifications (available WW)                             <ul style="list-style-type: none"> <li>○ Proactive email information on drivers, software patches, product change notifications, and customer advisories on HP product lines</li> <li>○ The Product Change Notification service provides information on hardware and software changes that will be implemented in manufacturing up to 60-days in advance</li> </ul> </li> <li>• E-newsletters (available NA)                             <ul style="list-style-type: none"> <li>○ HP Technology at Work</li> <li>○ SMB Promotional Newslette</li> </ul> </li> </ul>	X	X	X
Remote ROM Flash	Provides secure, fail-safe ROM image management from a central network console	X	X	X
Remote Wakeup/ Remote Shutdown	<ul style="list-style-type: none"> <li>• System administrators can power on, restart, and power off a client computer from a remote location.</li> <li>• Enables cost-effective power consumption when the administrator needs to distribute software, perform security management, or update the ROM.</li> </ul>	X	X	X
ROM Based Setup (F10) and Start-up Diagnostics	--	X	X	X
Support Software CD & WWW	--	X	X	X

Other Features	Description	Ultra-slim Desktop	Small Form Factor	Convertible Minitower
ACPI-Ready Hardware	<p>Advanced Configuration and Power Management Interface (ACPI).</p> <ul style="list-style-type: none"> <li>• Allows the system to wake from a low power mode.</li> <li>• Controls system power consumption, making it possible to place individual cards and peripherals in a low-power or powered-off state without affecting other elements of the system.</li> </ul>	X	X	X
SMBIOS	System Management BIOS, previously known as DMI BIOS, for system management information	X	X	X
Wired for Management Support	Intel-driven, industry-wide initiative to make Intel architecture-based PCs, servers and mobile computers more inherently manageable right out of the box and over the network	X	X	X
Dual-State Power Button	Power button acts as both an on/off button and suspend-to-sleep button	X	X	X

### Technical Specifications

Serviceability Features of System	Description	Ultra-slim Desktop	Small Form Factor	Convertible Minitower
Dual Color Power LED on Front of Computer (Indicates Normal Operations and Fault Conditions)	--	X	X	X
Diagnostic LED Explanation Table	Number of 1-second red LED blinks followed by 2-second pause, then repeats: 2-processor thermal protection activated 3-processor not installed 4-power supply failure 5-memory error 6-video error 7-PCA failure (ROM detected failure prior to video) 8-invalid ROM, bootblock recover mode	X	X	X
System/Emergency ROM	Recovers corrupted system BIOS.	X	X	X
Flash Recovery with Video Configuration Record SW	--	X	X	X
Over-Temp Warning on Screen (Requires IM Agents)	--	X	X	X
OS CD (Restore OS CD)	Restores computer to its original factory shipping image	X	X	X
Restore CD	Restores the computer to its original factory shipping image	X	X	X
Flash ROM	--	X	X	X
5 Aux Power LED on System PCA	--	X	X	X
Dual Function 5V Aux Power LED (ON)/PS_ON LED (OFF) on System PCA	--	X	X	X
Diagnostic Power Switch LED on board	--	X	X	X
Clear Password Jumper	--	X	X	X
Clear CMOS Button	--	X	X	X
CMOS Battery Holder for easy Replacement	--	X	X	X
Processor ZIP Socket for easy Upgrade	--	X	X	X
DIMM Connectors for easy Upgrade	--	X	X	X
NIC LEDs (integrated) (Green & Amber)	Used to determine NIC status	X	X	X

### Technical Specifications

Serviceability Features of Chassis	Description	Ultra-slim Desktop	Small Form Factor	Convertible Minitower
Dual Color Power and HD LED - To Indicate Normal Operations and Fault Conditions	--	X	X	X
ASF 2.0 support (Alert Standard Format)	Industry-standard specification for network alerting in operating system-absent environments	X	X	X
Front power switch	--	X	X	X
Green Pull Tabs, and Quick Release Latches for easy Identification	--	X	X	X
Color coordinated cables and connectors		X	X	X
System memory can be upgraded without removing the system board or any internal components	Eases memory upgrading	X	X	X
Tool-less Hood Removal	Eases entry to the chassis without use of special tools	X (thumb screw)	X	X
Tool-less Hard Drive, CD & Diskette Removal	--	X	X	X
Tool-less System Board Removal	No special tools required for system board removal or maintenance	X	X	X
Towerable	Product can be oriented as a tower (in addition to desktop orientation)	X	X	X
Drive Self Tests (DPS)	<ul style="list-style-type: none"> <li>• Drive Protection System</li> <li>• A diagnostic hard drive self test. It scans critical physical components and every sector of the hard drive for physical faults and then reports any faults to the user.</li> </ul>	X	X	X
DPS Access through F10 Setup during Boot	<ul style="list-style-type: none"> <li>• Running independently of the operating system, it can be accessed through a Windows-based diagnostics utility or through the computer's setup procedure. It produces an evaluation on whether the hard drive is the source of the problem and needs to be replaced.</li> </ul>	X	X	X
DPS Access through Diagnostics for Windows	<ul style="list-style-type: none"> <li>• The system expands on the Self-Monitoring, Analysis, and Reporting Technology (SMART), a continuously running systems diagnostic that alerts the user to certain types of failures</li> </ul>	X	X	X
SMART Technology (Self-Monitoring, Analysis and Reporting Technology)	Allows hard drives to monitor their own health and to raise flags if imminent failures were predicted	X	X	X
SMART I - Drive Failure Prediction	<ul style="list-style-type: none"> <li>• Helps predict failures before they occur. Tracks fault prediction and failure indication parameters such as re-allocated sector count, spin retry count, calibration retry count</li> </ul>	X	X	X
SMART II - Off-Line Data Collection	<ul style="list-style-type: none"> <li>• By helping to avoid actual hard drive failures, SMART hard drives may provide additional insurance" against unplanned user downtime and potential data loss from hard drive failure</li> </ul>	X	X	X
SMART III - Off-Line Read Scanning with Defect Reallocation		X	X	X

### Technical Specifications

<b>Service and Support</b>	<p>On-site Warranty and Service <a href="#">Note 1</a>: This three-year (3-3-3), limited warranty and service offering delivers three years of parts, labor and on-site repair. Response time is next business-day <a href="#">Note 2</a> and includes free telephone support <a href="#">Note 3</a> 24 x 7. Global coverage <a href="#">Note 2</a> ensures that any product purchased in one country and transferred to another non-restricted country will remain fully covered under the original warranty and service offering. Some countries/regions do not offer one year onsite and labor.</p>
	<p><b>NOTE 1:</b> Terms and conditions may vary by country. Certain restrictions and exclusions apply.</p>
	<p><b>NOTE 2:</b> On-site service may be provided pursuant to a service contract between HP and an authorized HP third-party provider, and is not available in certain countries. Global service response times are based on commercially reasonable best effort and may vary by country.</p>
	<p><b>NOTE 3:</b> Technical telephone support applies only to HP-configured, HP and HP-qualified, third-party hardware and software. Toll-free calling and 24 x 7 support may not be available in some countries.</p>

### Technical Specifications - Audio

AC97 Integrated ADI 1981B Audio	Type	Integrated
	AC '97 Stereo Codec	Yes
	FM Synthesis Support	Yes – Yamaha XG Lite
	OPL3 FM Synthesis Support	Yes
	Sound Blaster Compatibility	Yes
	Audio Jacks	Microphone-In (20-K ohm Input Impedance); rear stereo and front analog microphone ports available except for USDT which has front stereo microphone only Line-In (12-K ohm Input Impedance) Line-Out * (less than 800 ohms Output Impedance, expects at least a 10-K ohm load) Headphone-Out (2.5 Ohms Output Impedance, expects at least a 32 ohm load)
	<b>NOTE:</b> *Internal Speaker Amplifier is for Internal Speaker only. External Speakers need to be powered externally.	
	Sampling	7 kHz – 48 kHz
	Wavetable Syntheses (software)	Yes – GM and FM Midi Support, Direct Music and Down Loadable Soundset (4 Meg DLS Level 1 and 2 Support)
	3D Positional Sound	No
Digital Audio	Yes	
Analog Audio	Yes	
Number of Channels on Line-Out (mono/stereo)	Stereo (Left & Right channels)	
Internal Audio Speaker Power Rating	3W	
Internal Speaker	Yes	
Hardware Equalizer for Internal Speaker	Fixed 7 Band ParametricEQ	
External Speaker Jack (Line-Out)	Yes	

### Technical Specifications - Communications

<b>Broadcom NetXtreme Gigabit Ethernet PCI-Express Adapter</b>	<b>Connector</b>	RJ-45
	<b>Controller</b>	Broadcom 5751 PCI-Express LAN Controller
	<b>Memory</b>	Integrated 96Kb frame buffer memory
	<b>Data rates supported</b>	10/100/1000 Mbps
	<b>Compliance</b>	IEEE 802.1P, 802.1Q, 802.2, 802.3, 802.3AB and 802.3u compliant, 802.3x flow control
	<b>Bus architecture</b>	PCI-E
	<b>Data path width</b>	Single channel, PCI-E
	<b>Data transfer mode</b>	Bus-master DMA
	<b>Hardware certifications</b>	FCC, B, CE, TUV- cTUVus Mark Canada and United States, TUV- GS Mark for European Union
	<b>Power requirement</b>	3.1 watts @ +3.3V AUX supply with 5V tolerance
	<b>Boot ROM support</b>	Yes
	<b>Network transfer mode</b>	Full-duplex Half-duplex (not available for the 1000BASE-T transceiver)
	<b>Network transfer rate</b>	10BASE-T (half-duplex) 10 Mbps 10BASE-T (full-duplex) 20 Mbps 100BASE-TX (half-duplex) 100 Mbps 100BASE-TX (full-duplex) 200 Mbps 1000BASE-T (full-duplex) 2000 Mbps
	<b>Environmental</b>	<b>Operating temperature</b> 32° to 131°F (0° to 55° C) <b>Operating humidity</b> 85% at 131° F (55° C)
	<b>Dimensions</b>	4.4 x 2.2 x 0.08 in (11.2 x 5.5 x 2 cm)
	<b>Operating system driver support</b>	Microsoft Windows NT 4.0, Microsoft Windows 98, Microsoft 2000, Microsoft XP, Linux 2.2, Linux 2.4
	<b>Management capabilities</b>	ACPI, WOL and DMI 2.0, PXE 2.0, WfM 2.0, Broadcom mgmt utility
	<b>Alerting</b>	N/A
	<b>Kit contents</b>	Broadcom 5751, CD, Broadcom NetXtreme Gigabit Ethernet PCI-E Adapter, drivers, quick install guide, product warranty statement

### Technical Specifications - Communications

<b>Integrated Broadcom NetXtreme Gigabit Ethernet NIC</b>	<b>Connector</b>	RJ-45
	<b>Controller</b>	Broadcom 5782 PCI LAN Controller
	<b>Memory</b>	Integrated 96Kb frame buffer memory
	<b>Data rates supported</b>	10/100/1000 Mbps
	<b>Compliance</b>	IEEE 802.1A, 802.1P, 802.1Q, 802.2, 802.3, 802.3AB and 802.3u compliant, 802.3x flow control
	<b>Bus architecture</b>	PCI 2.2
	<b>Data path width</b>	32-bit, 33/66 MHz bus interface
	<b>Data transfer mode</b>	Bus-master DMA
	<b>Hardware certifications</b>	FCC class B, CE, TUV- cTUVus Mark Canada and United States, TUV- GS Mark for European Union
	<b>Power requirement</b>	1.48 watts @ +3.3V AUX supply with 5V tolerance
	<b>Boot ROM support</b>	Yes
	<b>Network Transfer Mode</b>	Full-duplex
		Half-duplex (not available for the 1000BASE-T transceiver)
	<b>Network transfer rate</b>	10BASE-T (half-duplex) 10 Mbps
		10BASE-T (full-duplex) 20 Mbps
		100BASE-TX (half-duplex) 100 Mbps
		100BASE-TX (full-duplex) 200 Mbps
		1000BASE-T, (full-duplex) 2000 Mbps
	<b>Environmental</b>	Operating temperature 32° to 131° F (0° to 55° C)
		Operating humidity 85% at 131° F (55° C)
<b>Dimensions</b>	4.7 x 2.0 x 0.08 in (12 x 5 x 1.9 cm)	
<b>Operating system driver support</b>	Microsoft Windows NT 4.0, Microsoft Windows 98, Microsoft 2000, Microsoft XP, Linux 2.2, Linux 2.4	
<b>Management capabilities</b>	ACPI, WOL and DMI 2.0, PXE 2.0, WfM 2.0	
<b>Alerting</b>	ASF 2.0	

---

<b>Intel Pro 1000 MT Gigabit NIC</b>	<b>Connector</b>	RJ-45
	<b>Controller</b>	Intel 82540EM Gigabit Controller
	<b>Memory</b>	Integrated 96Kb frame buffer memory
	<b>Data rates supported</b>	10/100/1000 Mbps
	<b>Compliance</b>	IEEE 802.1A, 802.1P, 802.1Q, 802.2, 802.3, 802.3AB and 802.3u compliant, 802.3x flow control
	<b>Bus architecture</b>	PCI 2.3
	<b>Data path width</b>	32-bit, 33/66 MHz bus interface
	<b>Data transfer mode</b>	Bus-master DMA
	<b>Hardware certifications</b>	FCC, B, CE, TUV- cTUVus Mark Canada and United States, TUV- GS Mark for European Union
	<b>Power requirement</b>	1.48 watts @ +3.3V AUX supply with 5V tolerance
	<b>Boot ROM support</b>	Yes

### Technical Specifications - Communications

<b>Network transfer rate</b>	10BASE-T (half-duplex) 10 Mbps 10BASE-T (full-duplex) 20 Mbps 100BASE-TX (half-duplex) 100 Mbps 100BASE-TX (full-duplex) 200 Mbps 1000BASE-T, 1000 Mbps
<b>Environmental</b>	Operating temperature 32° to 131° F (0° to 55° C) Operating humidity 85% at 131° F (55° C)
<b>Dimensions</b>	6.4 x 4.8 x 0.8 in (16.3 x 12.1 x 1.9 cm)
<b>Operating system driver support</b>	Microsoft® Windows® NT® 4.0, Microsoft Windows 98, Microsoft 2000, Microsoft XP, Linux 2.2, Linux 2.4
<b>Management capabilities</b>	ACPI, WOL and DMI 2.0, PXE 2.0, WfM 2.0, Intel PROset II utility

### PCI High Speed 56K Modem

<b>Data Transmission</b>	High speed 56K modem technology speeds: 56,000 Kbps maximum downstream data, controllerless <b>NOTE:</b> 56 Kbps technology refers to download speeds only and requires compatible modems at server sites. Other conditions may limit modem speed. FCC limitations allow a maximum of 53 Kbps during download transmissions.
<b>Data Speeds</b>	(Upload only) 33,600/31,200/28,800/26,400/21,600/19,200/16,800/14,400/12,000/9,600/7,200/4,800/2,400/1,200/300
<b>Data Standards</b>	ITU high speed 56K, ITU-T, V.34bis, V.22bis, V.22bis, V.21, V.23, Bell 212A, and Bell 103
<b>Fax Speeds</b>	14,400/12,000/9,600/7,200/4,800/2,400/1,200/300 b/s
<b>Fax Mode Capabilities</b>	Group3 FAX, V. 17, V.29, V.27ter, and V.21 Channel 2, Class 1
<b>Error Correction and Data Compression</b>	V.44 (software upgradeable), 4.2bis, V.42 and MNP2-5
<b>Power Management</b>	APM and ACPI states D0, D1, D2, and D3; meets PCI 2.2 requirements and PC'99 requirements
<b>Upgradeability</b>	Software driver upgradeable for high speed 56K modem and future enhancements
<b>Video</b>	ITU-T V.80 video ready interface
<b>Other</b>	TIA/EIA 602 standard AT command set Integrated DTE interface with speeds of up to 115.2 Kbps, parallel 16550a UART-compatible interface Optional ring wakeup signal
<b>Operating Temperature</b>	32° to 158° F (0° to 70° C)
<b>Operating Humidity</b>	20% to 90%, non-condensing
<b>Operating System Support</b>	Microsoft® Windows® 95 and 98, Microsoft Windows 98 SE, Microsoft Windows 2000, Microsoft Windows Me, Microsoft Windows NT® 4.0, and Microsoft Windows XP
<b>OS Driver Support</b>	Microsoft Windows 95 and 98, Microsoft Windows 98 SE, Microsoft Windows 2000, Microsoft Windows Me, Microsoft Windows NT 4.0, Microsoft Windows XP
<b>Power</b>	Requires a 3.3-V auxiliary power rail on PCI bus



### Technical Specifications - Communications

	Uses only one PCI load (i.e., one grant/request pair), one shared IRQ, one electrical load
<b>Chipset</b>	Agere Systems 1648C (Mars 3.2) – Integrated PCI interface with 5-V tolerant buffers and CardBus support
<b>Dimensions (L X H)</b>	Complies with PCI low profile specifications – 6.7 x 2.3 in (17.0 x 5.8 cm) and supports high-and low-profile brackets
<b>Connection</b>	Dual, parallel RJ-11 support with auxiliary Tip/Ring connector
<b>Other Features</b>	Digital line protection, call progress monitoring via on-board piezo device, transformer-based DAA design, support for high profile and low profile brackets, PnP ID supports via external EEPROM
<b>Safety</b>	UL recognized to UL 1950, 3rd edition (U.S. and Canada); IEC 950 (TUV, NEMKO, DEMKO, SEMKO); CE Mark, EC 950 (TUV, NEMKO, DEMKO, SEMKO, CE mark)
<b>EMC</b>	FCC Part 15, IC ES003, EN 55022, 3rd edition, EN 55024, annex A, EN 61000-4-6, EN 61000-4-8
<b>Telecom</b>	FCC Part 68, IC-CS-03 (Canada); Worldwide PTT approvals Not available in India, Russia, Slovakia, Slovenia, Belarus, Brunei, Croatia, Ecuador, Latvia, Lithuania, Morocco, Peru, Phillipines, Sri Lanka, Ukraine, Malaysia (use DC132B or DC132C instead)
<b>Health</b>	Bare PCB material compliant to 94V-0 or better (marked as such), Microsoft Windows Me health compliant
<b>Other</b>	PC'99 compliant, PCI version 2.2, WHQL approved; support for ACPI revision 1.1

### Technical Specifications - Graphics

<b>Integrated Graphics Media Accelerator 900</b>	<b>3D/2D Controller</b>	Microsoft® DirectX® 9 based with support for Pixel Shader 2.0, 4:1 anisotropic filtering, Gaussian texture filtering, shadow maps, volumetric textures, double-sided stencil buffers, and 4 pixel pipes.
	<b>VGA Controller</b>	Integrated
	<b>Bus Type</b>	PCI Express™ x16 (Internal graphics is automatically disabled if an external graphics card is installed. If the external graphics card is installed in a PCI slot, the internal graphics can be re-enabled using the system's BIOS setup utility. If the external graphics card is installed in the PCI Express™ slot, the internal graphics cannot be enabled).
	<b>RAMDAC</b>	Integrated, 400 MHz
	<b>Memory</b>	Graphics memory is shared with system memory. Graphics memory usage can vary from 8-128 MB depending on the amount of system memory installed and system load. 8 MB is pre-allocated for graphics use at system boot time. Additional memory is allocated for graphics using Intel's Dynamic Video Memory Technology (DVMT) to balance the optimum amount of memory between graphics and other system use. Memory < 256 MB: 8 MB pre-allocated (for DOS) + 24 MB DVMT : max frame buffer of 32 MB 256 MB ≤ Memory < 512 MB: 8 MB pre-allocated + 56 MB DVMT: max frame buffer of 64 MB 512 MB ≤ Memory: 8 MB pre-allocated + 120 MB DVMT : max frame buffer of 128 MB
	<b>Controller Clock Speed</b>	333 MHz
	<b>Overlay Planes</b>	Single overlay support with 5x3 filtering
	<b>Maximum Color Depth</b>	32 bits/pixel
	<b>Maximum Vertical Refresh Rate</b>	85 Hz at up to 1920x1440, 75Hz at 2048x1536. Varies with mode and configuration. See table below.
	<b>Multi-display Support</b>	Support for one CRT via the motherboard's VGA connector. Support for an additional DVI-D display via the optional DVI ADD2 card. Dual independent displays and dual synchronous (Twin or Clone mode) displays are supported.
	<b>Operating Systems</b>	Microsoft Windows XP and Windows 2000
	<b>Graphics/Video API Support</b>	Microsoft DirectX®9, DirectXA®, VMR9, GDI/GDI+; OpenGL® 1.4.

### Technical Specifications - Graphics

Resolutions Supported <sup>1</sup>	Resolution	Maximum Refresh Rate (Hz)	
		Analog Monitor	Digital Monitor
	640 x 480	85	70
	800 x 600	85	70
	1024 x 768	85	70
	1152 x 864	85	70
	1280 x 768	60	70
	1280 x 960	85	70
	1280 x 1024	85	70
	1600 x 900	60	70
	1600 x 1200	85	60
	1920 x 1080	60	-
	1920 x 1200	60	-
	1920 x 1440	75	-
	2048 x 1536	75	-

<sup>1</sup> Modes listed are supported with a single active display. The supported mode list for multiple active displays is a subset of this list. Not all modes will support video playback and some supported modes may use software MC (motion compensation) rather than hardware MC. Not all modes will support 3D acceleration depending on the system configuration (e.g., resolution selected, size of frame buffer, number of installed memory modules, etc.).

**NOTE:** Other resolutions and refresh rates may be selectable but are not recommended.

<b>NVIDIA Quadro NVS 280</b>	<b>Form Factor</b>	ATX
<b>Graphics Card</b>	<b>Graphic Controller</b>	Integrated Quadro 280 2-D graphics processor unit (GPU)
	<b>VGA controller</b>	Integrated into the Quadro GPU
	<b>Bus type</b>	Workstations: AGP 8X or PCI Desktops: PCI
	<b>RAMDAC</b>	Dual 350 MHz
	<b>Memory</b>	64 MB DDR with frame buffer and Texture storage
	<b>Connector</b>	Single High-density Flex Connector
	<b>Dimensions</b>	Low-profile, 2.586 x 6.6 in (6.57 x 16.76 cm)
	<b>Controller clock speed</b>	275 MHz
	<b>Color planes</b>	32-bit color buffer
	<b>Overlay planes</b>	1 16-bit Video overlay plane
	<b>Maximum vertical refresh rate</b>	120 Hz
	<b>Maximum pixel clock</b>	350 MHz
	<b>Multi-monitor support</b>	Dual analog or digital monitors
	<b>Single DVI Support</b>	Yes
	<b>Dual DVI Support</b>	Yes
	<b>High-definition Video Processor (HDVP)</b>	Full-screen, full-frame video playback of HDTV and DVD content DVD-ready motion compensation for MPEG-2 Independent hardware color controls for video overlay Hardware color-space conversion (YUV 4:2:2 and 4:2:0) IDCT motion compensation 5-tap horizontal by 3-tap vertical filtering 8:1 up/down scaling

### Technical Specifications - Graphics

#### Available graphics drivers

Microsoft Windows 2000 and Microsoft Windows XP (Provides full native Dual View mode, Span or Big Desktop mode, and Clone mode). HP qualified drivers may be preloaded or available from the HP support Web site: [http://welcome.hp.com/country/us/eng/software\\_drivers.html](http://welcome.hp.com/country/us/eng/software_drivers.html).

Analog Resolution	Maximum Colors Supported	Maximum Refresh Rate	Analog Resolution
640 x 480	16.7 M	240 Hz	640 x 480
800 x 600	16.7 M	240 Hz	800 x 600
1024 x 768	16.7 M	200 Hz	1024 x 768
1600 x 1200	16.7 M	170 Hz	1600 x 1200
1600 x 1200	16.7 M	150 Hz	1600 x 1200
1600 x 1200	16.7 M	100 Hz	1600 x 1200
1920 x 1200	16.7 M	85 Hz	1920 x 1200
1920 x 1200	16.7 M	85 Hz	1920 x 1200
1920 x 1440	16.7 M	75 Hz	1920 x 1440
2048 x 1536	16.7 M	60 Hz	2048 x 1536
Digital Resolution	Maximum Colors Supported	Maximum Refresh Rate	Digital Resolution
640 x 480	16.7 M	75 Hz	640 x 480
800 x 600	16.7 M	75 Hz	800 x 600
1024 x 768	16.7 M	75 Hz	1024 x 768
1152 x 864	16.7 M	60 Hz	1152 x 864
1280 x 1024	16.7 M	60 Hz	1280 x 1024
1600 x 1200	16.7 M	60 Hz (primary only)	1600 x 1200

### Technical Specifications - Hard Drives

7200 rpm Serial ATA Hard Drives	40-GB	<b>Capacity</b>	40,020,000,000 bytes			
		<b>Height</b>	1 inch (2.54 mm)			
		<b>Width</b>	Media diameter: 3.5 in (8.89 cm) Physical size: 4 in (10.2 cm)			
		<b>Interface</b>	Serial ATA			
		<b>Synchronous Transfer Rate (Maximum)</b>	150 MB/s			
		<b>Buffer</b>	2 MB			
		<b>Seek Time</b> (typical reads, includes controller overhead, including settling)	<b>Single Track</b>	1.0 ms		
			<b>Average</b>	8.5 ms		
			<b>Full-Stroke</b>	18.0 ms		
		<b>Rotational Speed</b>	7,200 rpm			
		<b>Logical Blocks</b>	78,165,360			
		<b>Operating Temperature</b>	41° to 131° F (5° to 55° C)			
			80-GB	<b>Capacity</b>	85,899,345,920 bytes	
				<b>Height</b>	1 in (2.54 cm)	
<b>Width</b>	Media diameter: 3.5 in (8.89 cm) Physical size: 4 in (10.2 cm)					
<b>Interface</b>	Serial ATA					
<b>Synchronous Transfer Rate (Maximum)</b>	150 MB/s					
<b>Buffer</b>	8 MB					
<b>Seek Time</b> (typical reads, includes controller overhead, including settling)	<b>Single Track</b>			0.9 ms		
	<b>Average</b>			9.3 ms		
	<b>Full-Stroke</b>			18 ms		
<b>Rotational Speed</b>	7,200 rpm					
<b>Logical Blocks</b>	153,301,488					
<b>Operating Temperature</b>	41° to 131° F (5° to 55° C)					

### Technical Specifications - Hard Drives

160-GB	<b>Capacity</b>	171,798,691,840 bytes		
	<b>Height</b>	1 in (2.54 cm)		
	<b>Width</b>	Media diameter: 3.5 in (8.89 cm) Physical size: 4 in (10.2 cm)		
	<b>Interface</b>	Serial ATA		
	<b>Synchronous Transfer Rate (Maximum)</b>	150 MB/s		
	<b>Buffer</b>	8 MB		
	<b>Seek Time</b> (typical reads, includes controller overhead, including settling)	<b>Single Track</b>	0.9 ms	
		<b>Average</b>	9.3 ms	
		<b>Full-Stroke</b>	18 ms	
	<b>Rotational Speed</b>	7,200 rpm		
	<b>Logical Blocks</b>	312,581,808		
	<b>Operating Temperature</b>	41° to 131° F (5° to 55° C)		

### Technical Specifications - Input/Output Devices

2004 Standard Keyboard (PS/2 or USB)	Physical characteristics	Keys	104, 105, 106, 107, 109 layout (depending upon country)
		Dimensions (L x W x H)	18.0 x 6.4 x 0.98 in (45.8 x 16.3 x 2.5 cm)
		Weight	2 lb (0.9 kg) minimum
	Electrical	Operating voltage	+ 5VDC $\pm$ 5%
		Power consumption	50-mA maximum (with three LEDs ON)
		System interface	USB Type A plug connector
		ESD	CE level 4, 15-kV air discharge
		EMI - RFI	Conforms to FCC rules for a Class B computing device
	Mechanical	Microsoft® PC 99 - 2001	Functionally compliant
		Languages	38 available
Keycaps		Low-profile design	
Switch actuation		55-g nominal peak force with tactile feedback	
Switch life		20 million keystrokes (using Hasco modified tester)	
Switch type		Contamination-resistant switch membrane	
Key-leveling mechanisms		For all double-wide and greater-length keys	
Environmental	Cable length	6 ft (1.8 m)	
	Microsoft PC 99 - 2001	Mechanically compliant	
	Acoustics	43-dBA maximum sound pressure level	
	Operating temperature	50° to 122° F (10° to 50° C)	
	Non-operating temperature	-22° to 140° F (-30° to 60° C)	
	Operating humidity	10% to 90% (non-condensing at ambient)	
	Non-operating humidity	20% to 80% (non-condensing at ambient)	
	Operating shock	40 g, six surfaces	
	Non-operating shock	80 g, six surfaces	
	Operating vibration	2-g peak acceleration	
Operating system support	Non-operating vibration	4-g peak acceleration	
	Drop (out of box)	26 in (66 cm) on carpet, six-drop sequence	
Approvals	Drop (in box)	42 in (107 cm) on concrete, 16-drop sequence	
	Windows® 2000 and Windows XP		
Ergonomic compliance	ANSI HFS 100, ISO 9241-4, and TUVGS		

### Technical Specifications - Input/Output Devices

<b>2-Button Scroll Mouse</b> (PS/2 or USB)	<b>Scroll Wheel</b>	8 mm		
	<b>Maximum Rotation Speed</b>	30 mm/s		
	<b>Switch Type</b>	Light force micro-switch		
	<b>Switch Life</b>	1 million operations		
	<b>Mechanical Life</b>	Minimum 200,000 revolutions		
	<b>Environmental</b>	<b>Operating Temperature</b>	50° to 122° F (10° to 50° C)	
		<b>Non-operating Temperature</b>	-22° to 140° F (-30° to 60° C)	
		<b>Operating Humidity</b>	10% to 90% (non condensing at ambient)	
		<b>Non-operating Humidity</b>	20% to 80% (non condensing at ambient)	
		<b>Operating Shock</b>	40 g, 6 surfaces	
		<b>Non-operating Shock</b>	80 g, 6 surfaces	
		<b>Operating Vibration</b>	2 g peak acceleration	
		<b>Non-operating Vibration</b>	4 g peak acceleration	
		<b>Electrical</b>	<b>Operating Voltage</b>	+ 5VDC ± 10%
			<b>Power Consumption</b>	15mA
	<b>System Consumption</b>		PS/2 mini-din connector	
	<b>ESD</b>		CE level 4, 15 kV air discharge	
	<b>EMI-RFI</b>		Conforms to FCC rules for a Class B computing device	
	<b>PC98</b>		Functionally compliant	
<b>Mechanical</b>	<b>Resolution</b>	400 ± 20% DPI		
	<b>Tracking Speed</b>	10 in/s maximum		
	<b>Acceleration</b>	100 in/s		
	<b>Switch Actuation</b>	85 g nominal peak force		
	<b>Switch Life</b>	1,000,000 operations (using Hasco modified tester)		
	<b>Cable Length</b>	2 m		
<b>Regulatory Approvals</b>	<b>PC98-99</b>	Mechanically compliant		
		UL, CSA, FCC, CE Mark, TUV, TUV GS, VCCI, BCIQ, C-Tick		



### Technical Specifications - Optical Storage

16X DVD+/-RW LightScribe Drive (Double Layer / Dual Format)	<b>Height</b>	5.25-inch, half-height, tray-load		
	<b>Orientation</b>	Either horizontal or vertical		
	<b>Interface type</b>	ATAPI/EIDE		
	<b>Disc recording capacity</b>	8.5 GB DL or 4.7 GB standard		
	<b>Dimensions (W x H x D)</b>	5.9 x 1.7 x 8.0 in (15.0 x 4.4 x 20.3 cm)		
	<b>Weight (max)</b>	2.6 lb (1.2 kg)		
	<b>Write speed</b>	DVD+R	Up to 16X	
		DVD+RW	Up to 4X	
		DVD+R DL	Up to 2.4X	
		DVD-R	Up to 8X	
		DVD-RW	Up to 4X	
		CD-R	Up to 40X	
		CD-RW	Up to 24X	
		<b>Read speed</b>	DVD+R/-R/+RW/ -RW/+R DL	Up to 8X
			DVD-ROM	Up to 16X
			CD-ROM, CD-R	Up to 40X
	CD-RW		Up to 32X	
	<b>Access time</b> (typical reads, including settling)		<b>Random</b>	DVD: < 130 ms (typical), CD: < 120 ms (typical)
			<b>Full Stroke</b>	DVD: < 240 ms (seek), CD: < 200 ms (seek)
		<b>Startup Time</b>	Single-session: < 15 seconds (typical), Multi-session: < 30 seconds (typical)	
		<b>Stop Time</b>	< 4 seconds	
<b>Power</b>	<b>Cache Buffer</b>	2 MB (minimum)		
	<b>Data Transfer Modes</b>	ATA PIO mode 4 (16.7 MB/s); ATA Multi-word DMA mode 2 (16.7 MB/s); ATA UltraDMA Mode 3 (44.4 MB/s -default)		
	<b>Source</b>	<b>DC Power Requirement</b>	5 VDC $\pm$ 5%-100 mV ripple p-p 12 VDC $\pm$ 5%-200 mV ripple p-p	
		<b>DC Current</b>	5 VDC (< 1000 mA typical, 1600 mA maximum)	
			12 VDC (< 600 mA typical, 1400 mA maximum)	
	<b>Total Drive Power</b> (standby mode)	<b>Line-Out</b>	< 2.5 Watt	
		<b>Signal-to-Noise Ratio</b>	0.7 VRMS	
		<b>Channel Separation</b>	74 dB	
	<b>Audio output</b>	<b>Signal-to-Noise Ratio</b>	74 dB	
		<b>Channel Separation</b>	65 dB	
<b>Environmental conditions</b> (operating - non- condensing)		<b>Temperature</b>	41° to 122° F (5° to 50° C)	
	<b>Relative humidity</b>	10% to 90%		
	<b>Maximum wet bulb temperature</b>	86° F (30° C)		

### Technical Specifications - Optical Storage

<b>System configuration</b>	Intel PentiumIII Processor or later with 128 MB of memory (required); 256 MB recommended 2-D or 3-D graphics cards on primary disk drive for operating system and application software; second disk drive for audio and video data
<b>Operating systems support</b>	Microsoft Windows 2000, Windows XP Professional, Windows XP Home
<b>Regulatory approvals</b>	MPC-3 compliant, multi-read requirements, ATA Spec X3T9.2, ATAPI Spec T13.1 153D, ANSI C63.4-1992, UL 1950, ACA AS/NZS 3548, CB Bulletin No. 96A, CSA C22.2 No. 950-1995, CFR 47 C.I.S.P.R. Pub 22 Class B, DHHS/FDA, EMKO-TSE 07/94, TUV EN60950, EN60825-1, MIC, BSMI-CNS 13438, CE, Microsoft PC2001 certification, Microsoft Logo for Windows XP and 2000.
<b>Option kit contents</b>	16X DVD+/-RW LightScribe drive, LightScribe software, InterVideo WinDVD, InterVideo WinDVD Creator, Roxio Easy Media Creator 7, Dantz Retrospect Express Backup Software, installation guide, and DVD+R media.

<b>48X Max CD-ROM Drive</b>	<b>Interface</b>	ATAPI IDE
	<b>Data Buffer</b>	16.6 Mbps
	<b>Data Transfer Rate</b>	Sustained—1200 Kbps      Variable (CD)—3,000 to 7,200 Kbps minimum (audio)
	<b>Disk Rotation Technology</b>	CAV (Constant Angular Velocity)
	<b>Access Time (ms)</b>	Random: < 100 ms      Full-stroke seek: < 150 ms
	<b>Average Access Time</b>	< 80 ms
	<b>Cache Buffer</b>	128 KB
	<b>Cache Buffer</b> (standard/maximum)	
	<b>Disk Formats Read</b>	Multi-session Photo CD, multi-read CD-ROM, CD text, audio CD, CD-I, CD-RW, CD-R, CD-Extra, CD-ROM XA
	<b>Disk Formats Written</b>	None
	<b>Disk Capacity (CD)</b>	650 MB
	<b>Block Size</b>	Mode 1 – 2,048, 2,352 bytes Mode 2-1, 2,088, 2,328, 2,336, 2,340, 2,353 bytes Mode 2-2, 2,328, 2,336, 2,340, 2,352 bytes CD-DA – 2,352, 2,368 bytes
	<b>Diameter</b>	12 cm; 8 cm
	<b>Thickness</b>	1.2 mm
	<b>Track Pitch</b>	1.6 $\mu$ m
	<b>Audio Output Level</b>	Line-out—0.7 V @ 47      Headphone—0.6 V @ 32 ohm Kohm
	<b>Startup Time</b>	< 7 seconds (typical); < 30 seconds with multi-session
	<b>Operating Conditions</b>	Temperature      41° to 120° F (5° to 50° C) Relative Humidity      10% to 80%
	<b>Dimensions</b> (H x W x D, maximum)	1.7 x 5.9 x 8.0 in (4.3 x 15.0 x 20.3 cm)
	<b>Weight</b>	2.6 lb (1200 g)
<b>MPEG Playback Graphics</b>	None	
<b>Solution Support</b>		

### Technical Specifications - Optical Storage

<b>48X/32X/48X CD-RW Drive</b>	<b>Orientation</b>	Either horizontal or vertical	
	<b>Disc Loading Mechanism</b>	Half-height, tray load	
	<b>Interface Type</b>	ATAPI IDE	
	<b>Dimensions—external (W x H x D)</b>	7.99 x 5.88 x 1.71 in (203 x 149.5 x 43.5 mm)	
	<b>Weight</b>	2.6 lb (1.2 kg)	
	<b>Disc Diameter</b>	12 cm, 8 cm	
	<b>Disc Thickness</b>	1.2 mm	
	<b>Track Pitch</b>	1.6 $\mu$ m	
	<b>Disc Center Hole Diameter</b>	15 mm	
	<b>Reference Scanning Velocity</b>	1.2 m/s	
	<b>Recording/Playing Time</b>	80 minutes with CD-R media	
	<b>Read Only Disc Parameters</b>	<b>Formats and Modes Supported</b>	CD-ROM – Mode 1; CD-ROM XA – Mode 2 (forms 1 and 2); CD digital audio; CD Extra; CD-I – Mode 2 (forms 1 and 2) and CD-I-Ready; Photo CD (single and multi-session); video CD
		<b>Capacity</b>	185 MB (Mode 2, 8cm); 540 MB (Mode 1, 12 cm); 650 MB (Mode 2, 12 cm); 700 MB (Mode 2, 12 cm)
		<b>Block Size</b>	Mode 1 – 2,048 and 2,352 bytes; mode 2, form 1 – 2,048; 2,328; 2,336; 2,340 and 2,352 bytes; mode 2, form 2-2,328; 2,336; 2,340 and 2,352 bytes; CD-DA-2,352 and 2,368 bytes
<b>Writeable Disc Parameters</b>	<b>Disc Type</b>	CD-R and CD-RW	
	<b>Write Methods</b>	Disc at Once, Track at Once, Session at Once, Variable Packet, Fixed Packet	
	<b>Format and Modes Supported</b>	CD-ROM (mode 1); CD-ROM XA (mode 2, forms 1 and 2); CD digital audio, CD-I (mode 2, forms 1 and 2); video CD	
	<b>Capacity</b>	185 MB (Mode 2, 8cm); 540 MB (Mode 1, 12 cm); 650 MB (Mode 2, 12 cm); 700 MB (Mode 2, 12 cm)	
	<b>Block Size</b>	Mode 1 – 2,048 bytes; mode 2, form 1 – 2,048 and 2,352 bytes; mode 2, form 2 – 2,352 bytes; CD-DA ---2,352 bytes	
<b>Access Times (typical)</b>	<b>Random</b>	< 120 ms	
	<b>Full Stroke</b>	< 200 ms	
<b>Maximum Data Transfer Rates</b>	CD-RW Write	4800 KB/s (32X) Max	
	CD-ROM, CD-R read	7200 KB/s (48X) Max	
	CD-RW read	7200 KB/s (32X) Max	
	CD-R write	7200 KB/s (48X) Max	
<b>Data Transfer Modes</b>	ATA PIO mode 4 (16.7MB/s); ATA multi-word DMA mode 2 (16.7 MB/s); ATA UltraDMA mode 0 (16.7 MB/s); ATA UltraDMA mode 1 (24 MB/s); ATA UltraDMA mode 2 (33 MB/s) – default.		

### Technical Specifications - Optical Storage

<b>Cache Buffer</b>	2 MB (minimum)			
<b>Start-up Time (single)</b>	< 7 seconds typical			
<b>Start-up Time (multi-session)</b>	< 30 seconds typical			
<b>Stop Time</b>	< 4 seconds			
<b>Power</b>	<b>Source</b>	Four-pin, DC power receptacle		
	<b>DC power requirement</b>	5 VDC $\pm$ 5%—100 mV ripple p-p		
		12 VDC $\pm$ 5%—200 mV ripple p-p		
	<b>DC current</b>	5 VCD	< 1A (typical)	< 1600 mA (maximum)
		12 VCD	< 600 mA (typical)	< 1.4A (maximum)
	<b>Total Drive Power (Standby mode)</b>	< 2.5 watt		
<b>Audio Output Level</b>	0.7 Vrms			
<b>Configuration Jumper Block</b>	Master, slave and cable select modes			
<b>Data Interface Connector</b>	50-pin IDE interface			
<b>Environmental (all conditions, non-condensing)</b>	<b>Temperature (operating)</b>	41° to 122° F (5° to 50° C)		
	<b>Relative Humidity (operating)</b>	10% to 90%		
	<b>Maximum Wet Bulb Temperature (operating)</b>	84° F (29° C)		

<b>16X/40X DVD-ROM</b>	<b>Height</b>	5.25-in, half-height		
	<b>Interface Type</b>	ATAPI		
	<b>Dimensions— External, Excluding Bezel (W x H)</b>	5.88 x 1.71 in (149.5 x 43.5 mm)		
	<b>Disc Diameter</b>	12 cm, 8 cm		
	<b>Disc Thickness</b>	1.2 mm		
	<b>Track Pitch</b>	1.6 $\mu$ m (CD), 0.74 $\mu$ m (DVD)		
	<b>Disc Center Hole Diameter</b>	15 mm		
	<b>Disc Formats</b>	DVD-ROM (single and dual layer); DVD-video; DVD-R version 1.0 and 2.0; DVD-RW version 1.0 and 1.1; DVD-R multi-border; DVD+RW; DVD+R ; CD-ROM Mode 1 and 2; CD-DA; CD-ROM XA Mode 2, Form 1 and 2; CD-extra; CD-text; CD-I Mode 2, Form 1 and 2; CD-I ready; video CD, CD-bridge; PhotoCD (single and multi-session); CD-R; CD-RW		
	<b>Disc Capacity</b>	<b>DVD-ROM</b>	4.7 GB (DVD-5), 8.54 GB (DVD-9), 9.4 GB (DVD-10), 3.95 GB (DVD-R version 1.0), 4.7 GB (DVD-R version 2.0), 4.7 GB (DVD-RW version 1.0 and 1.1), 4.7 GB (DVD+RW), 4.7 GB (DVD+R)	
		<b>CD-ROM</b>	40 MB (Mode 1, 12 cm), 640 MB (Mode 2, 12 cm), 700 MB (80 minimum CD-R and CD-RW), 180 MB (8 cm)	

### Technical Specifications - Optical Storage

<b>Block Size</b> (bytes)	DVD-ROM – 2048; CD-ROM Mode 0 – 2352; CD-ROM Mode 1 – 2352, 2340, 2336, 2048; CD-ROM Mode 2 – 2352, 2340, 2336, 2048	
<b>Access Times</b> (typical reads, including settling)	<b>DVD-ROM Single Layer</b>	120 ms (typical)
	<b>CD-ROM Mode 1</b>	90 ms (typical)
	<b>Full Stroke DVD</b>	240 ms (seek) (typical)
	<b>Full Stroke CD</b>	160 ms (seek) (typical)
<b>Maximum Data Transfer Rates</b>	<b>CD-ROM Read</b>	6000 KB/s (40X) Max
	<b>DVD-ROM Read</b>	21,600 KB/s (16X) Max
<b>Data Transfer Modes</b>	PIO Mode 4 (16.6 MB/s); Multi-word DMA mode 2 (16.6 MB/s); UltraDMA Mode 3 (44.4 MB/s)	
<b>Power</b>	<b>Source</b>	Four-pin, DC power receptacle
	<b>DC Power Requirement</b>	5 VDC $\pm$ 5% – 100 mV ripple p-p
		12 VDC $\pm$ 5% – 200 mV ripple p-p
	<b>DC Current</b>	5 VDC – <800 mA typical, < 1000 mA maximum
12 VDC – < 870 mA typical		
<b>Audio Output Level</b>	0.7 Vrms (typical)	
<b>Configuration Jumper Block</b>	Master, slave, and cable select modes	
<b>Data Interface Connector</b>	40-pin, shrouded and keyed, flat ribbon	
<b>Environmental</b> (all conditions non-condensing)	<b>Temperature</b> (operating)	41° to 122° F (5° to 50° C)
	<b>Relative Humidity</b> (operating)	10% to 90%
	<b>Maximum Wet Bulb Temperature</b> (operating)	86° F (30° C)
	<b>Certifications, Approvals</b>	MMC II support, multi-read certification, Microsoft WHQL certification, ACA AS/NZS 3548 class B, CNS 13438, C.I.S.P.R. Pub 22, TUV or VDE EN60950, EN 55022, EN55024, SEMKO, NEMKO, DEMKO, FIMKO, EN 60825-1, UL 60950, and CSA C22.2 60950-2000.
<b>Operating Systems Supported</b>	Microsoft Windows 2000, Windows XP Professional, Windows XP Home	
<b>Kit Contents</b>	16X/40X DVD-ROM Drive, Roxio CinePlayer software, and installation guide.	

#### 48X/32X/48X/16X Combo CD-RW/DVD- ROM

	5.25-inch, half-height, tray-load
<b>Color</b>	Carbonite
<b>Orientation</b>	Either horizontal or vertical
<b>Interface Type</b>	ATAPI
<b>Dimensions</b> (W x H x D)	5.77 x 1.71 x 7.36 in (146.5 x 43.5 x 187 mm) (external, excluding bezel)
<b>Disc Diameter</b>	12 cm, 8 cm
<b>Disc Thickness</b>	0.05 in (1.2 mm)
<b>Track Pitch</b>	1.6 $\mu$ m (CD), 0.74 $\mu$ m (DVD)
<b>Disc Center Hole Diameter</b>	0.6 in (15 mm)

### Technical Specifications - Optical Storage

<b>Reference Scanning Velocity</b>	1.2 m/s (CD); 3.49 m/s (DVD SL); 3.84 m/s (DVD DL)	
<b>Read Only Disc Parameters</b>	<b>Formats and Modes Supported</b>	CD-ROM – Mode 1; CD-ROM XA-Mode 2 (forms 1 and 2); CD-Bridge; CD digital audio; CD Extra; CD-I – Mode 2 (forms 1 and 2) and CD-I-Ready; Photo CD (single and multi-session); video CD; DVD (single- and double-layer); DVD-R; DVD-RW; DVD-RW Multi-Border; DVD+R; DVD+R Multi-Session , and DVD+RW
	<b>Capacity</b>	180 MB (mode 2, 8 cm); 540 MB (mode 1, 12 cm); 650 MB (mode 2, 12 cm); 700 MB (Mode 2, 12 cm); 4.7 GB (DVD-5); 8.54 GB (DVD-9); 9.4 GB (DVD-10)
	<b>Block Size</b>	Mode 1 – 2,048 and 2,352 bytes; mode 2, form 1 – 2,048; 2,328; 2,336; 2,340 and 2,352 bytes; mode 2, form 2 – 2,328; 2,336; 2,340 and 2,352 bytes; CD-DA – 2,352 bytes; DVD-2,048 bytes
<b>Writeable Disc Parameters</b>	<b>Disc Type</b>	CD-R and CD-RW
	<b>Write Methods</b>	Disc at Once, Track at Once, Session at Once, Variable Packet, Fixed Packet
	<b>Format and Modes Supported</b>	CD-ROM (mode 1); CD-ROM XA (mode 2, forms 1 and 2); CD digital audio, CD-I (mode 2, forms 1 and 2); video CD; CD-Bridge; Video CD
	<b>Capacity</b>	180 MB (mode 2, 8 cm); 540 MB (mode 1, 12 cm); 650 MB (mode 2, 12 cm); 700 MB (mode 2, 12 cm)
	<b>Block Size</b>	CD-DA – 2,352 bytes; mode 0 – 2,336 and 2,352 bytes; mode 1 – 2,048 and 2,352 bytes; mode 2 – 2,336 and 2,352; mode 2, form 1 – 1 ,048 and 2,352 bytes; mode 2, form 2 – 2,324 and 2,352 bytes
<b>Access Times</b> (typical reads, including settling)	<b>Random DVD</b>	< 140 ms (typical)
	<b>Random CD</b>	< 125 ms, (typical)
	<b>Full Stroke DVD</b>	< 250 ms (seek)
	<b>Full Stroke CD</b>	< 210 ms (seek)
<b>Maximum Data Transfer Rates</b>	<b>CD-R write</b>	7200 KB/s (48X) Max
	<b>CD-RW write</b>	1500 KB/s (10X) Max
	<b>CD-ROM, CD-R, CD-RW read</b>	7200 KB/s (48X) Max
	<b>DVD ROM read</b>	21,632 KB/s (16X) Max

### Technical Specifications - Optical Storage

<b>Data Transfer Modes</b>	ATA PIO mode 4 (16.7 MB/s); ATA Multi-word DMA mode 2 (16.7 MB/s); ATA UltraDMA mode 0 (16.7 MB/s); ATA UltraDMA mode 1 (24 MB/s), mode 2 (33 MB/s); ATA UltraDMA Mode 3 44 Mbytes/s (default)
<b>Cache Buffer</b>	2 MB (minimum)
<b>Startup Time (single)</b>	< 7 seconds (typical)
<b>Startup Time (multi-session)</b>	< 30 seconds (typical)
<b>Stop Time</b>	< 4 seconds
<b>Power Source</b>	Four-pin, DC power receptacle
<b>DC Power Requirement</b>	5 VDC $\pm$ 5%-100 mV ripple p-p 12 VDC $\pm$ 5%-200 mV ripple p-p
<b>DC Current</b>	5 VDC (< 1000 mA typical, < 1600 mA maximum) 12 VDC (< 600 mA typical, < 1400 mA maximum)
<b>Total Drive Power (standby mode)</b>	< 2.5 Watt
<b>Audio Output Level</b>	0.7 Vrms (typical)
<b>Configuration Jumper Block</b>	Master, slave, and cable select modes
<b>Data Interface Connector</b>	40-pin, shrouded and keyed, flat ribbon
<b>Environmental (all conditions non-condensing)</b>	<b>Temperature (operating)</b> 41° to 122° F (5° to 50° C) <b>Relative humidity (operating)</b> 10% to 90% <b>Maximum wet bulb temperature (operating)</b> 86° F (30° C)
<b>Certifications, Requirements</b>	MPC-3 compliant, multi-read requirements, ACA AS/NZS 3548, ANSI C63.4-1992, ATAPI Spec SFF-8020, ATA Spec X3T9.2, CB Bulletin No. 92A, CSA C22.2 No. 950-1995, C.I.S.P.R. Pub 22, EMKO-TSE 207/94, TUV or VDE EN60 950, EN60825-1, Microsoft PC2001 certification, Microsoft Logo for Windows XP, 2000, and NT4
<b>Operating Systems Supported</b>	Microsoft Windows 2000, Microsoft Windows XP Professional, Microsoft Windows XP Home

#### 16X DVD+/-RW Drive

5.25-inch, half-height, tray-load

<b>Orientation</b>	Either horizontal or vertical
<b>Interface type</b>	ATAPI/EIDE
<b>Disc recording capacity</b>	8.5 GB DL or 4.7 GB standard
<b>Dimensions (W x H x D)</b>	5.9 x 1.7 x 8.0 in (15.0 x 4.4 x 20.3 cm)
<b>Weight (max)</b>	2.6 lb (1.2 kg)

### Technical Specifications - Optical Storage

<b>Write speed</b>	DVD+R	Up to 16X
	DVD+RW	Up to 4X
	DVD+R DL	Up to 2.4X
	DVD-R	Up to 8X
	DVD-RW	Up to 4X
	CD-R	Up to 40X
	CD-RW	Up to 24X
<b>Reads</b>	DVD+R/-R/+RW/-RW	Up to 16X
	DVD-ROM	Up to 16X
	CD-R/RW	Up to 40X
<b>Access time</b> (typical reads, including settling)	<b>Random</b>	DVD: < 130 ms (typical), CD: < 120 ms (typical)
	<b>Full Stroke</b>	DVD: < 240 ms (seek), CD: < 200 ms (seek)
	<b>Startup Time</b>	Single-session: < 7 seconds (typical), Multi-session: < 30 seconds (typical)
	<b>Stop Time</b>	< 4 seconds
	<b>Cache Buffer</b>	2 MB (minimum)
	<b>Data Transfer Modes</b>	ATA PIO mode 4 (16.7 MB/s); ATA Multi-word DMA mode 2 (16.7 MB/s); ATA UltraDMA Mode 3 (44.4 MB/s -default)
	<b>Power</b>	<b>Source</b>
<b>DC Power Requirement</b>		5 VDC $\pm$ 5%-100 mV ripple p-p
		12 VDC $\pm$ 5%-200 mV ripple p-p
<b>DC Current</b>		5 VDC (< 1000 mA typical, 1600 mA maximum) 12 VDC (< 600 mA typical, 1400 mA maximum)
<b>Audio output</b>	<b>Total Drive Power</b> (standby mode)	< 2.5 Watt
	<b>Line-Out</b>	0.7 VRMS
	<b>Signal-to-noise ratio</b>	74 dB
	<b>Channel separation</b>	65 dB
<b>Operating environmental</b> (all conditions non-condensing)	<b>Temperature</b>	41° to 122° F (5° to 50° C)
	<b>Relative humidity</b>	10% to 90%
	<b>Maximum wet bulb temperature</b>	86° F (30° C)
<b>System configuration</b>	Intel Pentium III Processor or later with 128 MB of memory (required); 256 MB recommended 2-D or 3-D graphics cards on primary disk drive for operating system and application software; second disk drive for audio and video data	
<b>Operating systems support</b>	Microsoft Windows 2000 and Windows XP	
<b>Regulatory approvals</b>	MPC-3 compliant, multi-read requirements, ATA Spec X3T9.2, ATAPI Spec T13.1153D, ANSI C63.4-1992, UL 1950, ACA AS/NZS 3548, CB Bulletin No. 96A, CSA C22.2 No. 950-1995, CFR 47 C.I.S.P.R. Pub 22 Class B, DHHS/FDA, EMKO-TSE 07/94, TUV EN60950, EN60825-1, MIC, BSMI-CNS 13438, CE, Microsoft PC2001 certification, Microsoft Logo for Windows XP and 2000.	
<b>Option kit contents</b>	16X DVD+/-RW drive, Roxio DigitalMedia Plus, Dantz Retrospect Express Backup Software, installation guide, and DVD+R media.	



### Technical Specifications - Removable Storage

<b>HP Drive Key II</b>	<b>Dimensions (HxWxD)</b>	0.32 x 0.63 x 2.67 in (0.8 x 1.6 x 6.8 cm)		
	<b>Storage Capacity</b>	256 MB		
	<b>Weight</b>	0.05 lb (0.02 kg)		
	<b>Transfer Rates</b>	Read	Capable of 6.0 MB/s sustained read speed in USB 2.0 system	
		Write	Capable of 6.0 MB/s sustained write speed in USB 2.0 system	
	<b>Operating Temperature</b>	41° to 122° F (5° to 50° C)		
	<b>Non-operating Temperature</b>	-22° to 140° F (-30° to 60° C)		
	<b>Operating System Support</b>	Microsoft Windows 2000, Windows XP Professional, Windows XP Home. No driver is required for this device. Native support is provided by the operating system.		
	<b>Option Kit Contents</b>	HP Drive Key II, documentation		

© Copyright 2006 Hewlett-Packard Development Company, L.P.  
The information contained herein is subject to change without notice.

Intel and Pentium are U.S. registered trademarks of Intel Corporation. Microsoft and Windows are U.S. registered trademarks of Microsoft Corporation. The only warranties for HP products and services are set forth in the express warranty statements accompanying such products and services. Nothing herein should be construed as constituting an additional warranty. HP shall not be liable for technical or editorial errors or omissions contained herein.