

2015

EngineQuest®

SINCE 1987



*Hub Central
for Engine Builders*

CAM ECCENTRICS

CAM PLATES

CONVERSION ADAPTORS

CYLINDER HEADS

HARMONIC BALANCERS

HEAD BOLTS

MARINE COMPONENTS

OIL FILTER ADAPTORS

OIL PANS

TIMING COVERS

VALVE COVERS

EngineQuest®
SINCE 1987



Hub Central for Engine Builders

If you're an engine builder or rebuilder, your search for cylinder heads and specialty or hard-to-find engine parts begins and ends at EngineQuest® (EQ®).

We're 100% committed to getting you the right parts at the right time, at the right price. Looking for a cast iron or aluminum cylinder head casting? We have thousands in stock. A timing cover? We offer the largest single line available.

From complete head bolt sets to exhaust manifolds, EQ puts the best selection of engine parts at your fingertips, so you can keep your project on track and get it done right the first time.

A&A midwest
YOUR SOURCE FOR CORES • RECYCLING • AUTO WRECKING

A&A Midwest is a comprehensive source for cores, recycling and auto wrecking services. The company is also known for its extensive inventory of engine and transmission hard parts under its EngineQuest (EQ) and TransmissionQuest (TQ) divisions. With locations in Chicago and Las Vegas, A&A Midwest has been family owned and operated since 1949 and continues to be known for its outstanding customer service and high degree of integrity.



TransmissionQuest (TQ) offers a full line of thoroughly inspected transmission hard parts, backed by over 25,000 automatic and standard transmission and transfer case cores in stock.



EngineQuest (EQ) is a leading supplier of new and remanufactured engine parts for performance and stock engine builders, machine shops and race teams. EQ specializes in stock and performance cylinder heads, as well as many hard-to-find items such as head bolts, timing covers, harmonic balancers and much more. EQ has the performance and restoration engine parts that engine builders need for domestic and import applications.

EVERYTHING YOU'RE LOOKING FOR IS RIGHT HERE!

Product	Page		Page		Page
Adaptors		ForkLift Cylinder Heads	9	Oil Pan	
Carburetor	18	ForkLift Gaskets	9	Side Rails	4, 24
Crankshaft	27	Gasket Set ForkLift	9	Chevrolet, Ford	24
Cylinder Heads	11	Grommets Breather	23	Images	25
Dipstick Tube	27	Grommets PCV	23	Part No. Interchanges	31
Oil Filter	25	Harmonic Balancers	22	PCV Grommets	23
Balance Shaft Elim. Kits	10	Harmonic Dampeners	22	Pin Bushings	
Bare Blocks	5, 21	Head Bolt Sets		Chrysler, Toyota	21
Block Jigs	10	Buick, Chevrolet	4, 12	Pipe Plugs	
Block Off Plates	21	Chrysler	12	Japanese Thread	26
Breather Grommets	23	Dodge, Ford, Geo	13	Metric Thread	26
Cam Eccentrics		High Performance	11	SAE Thread	26
AMC, Ford, Toyota	19	Jeep, Mazda	13	Piston Pin Bushings	
Cam Plugs	20	Mitsubishi, Neon	13	Chrysler	21
Cam Thrust Plates	19	Oldsmobile	13	Toyota	21
Camshaft		Pontiac, Toyota	13	Plugs	
Gear Bolts, Washers	20	Head to Block Dowels	18	Pipe, Smog	26
Camshaft Retainer Plates	19	Industrial		Thermalactor	26
Conversion Adaptors		Cylinder Heads	9	Threaded	26
Crankshaft	27	Exhaust Manifold	9	Rocker Arm Guide Plate	
Cylinder Heads	11	Intake Manifold	9	Conversion Kit	11
Dipstick Tube	27	Push Rod Side Cover	9	Roller Lifter	
Conversion Jigs	10	Timing Covers	9	Clips, Guides,	5, 11
Crankshaft Conv. Adaptors	27	Valve Covers	9	Retainers	5, 11
Crankshafts	9, 22	Interchanges		Screw In Studs	8
Cylinder Head		Hollander, OEM	30, 31,	Smog Plugs	26
Adaptors	11, 18	Marine Components		Thermalactor	26
AMC, Chevrolet	5, 6, 7	Cylinder Heads	5	Threaded Plugs	26
Chrysler, Ford	7	Engine Blocks	5	Timing Covers	
ForkLift	9	Head Bolts	4	Dampeners, Guides	18
Isuzu	8	Main Bolts	4	Set - Toyota	18
Jeep	6, 8	Oil Baffle	4	Tensioners	18
Marine	4, 5	Oil Pan Rails	4	AMC, Buick	16
Mazda	8	Oil Pans	4	Chevrolet	4, 16
Mitsubishi	7	Roller Lifter Guides	5	Chrysler	17
Nissan, Toyota	8	Roller Lifter Retainer	5	Ford	17
Dipstick & Tube	23	Timing Covers	4	Images	14, 15
Dowel Pins	18	Valve Covers	4	Isuzu, Jeep	17
Elimination Kits	10	Windage Tray	4	Pontiac	17
Engine Pre-Luber	27	Oil Filter Adaptors		Toyota	17
Exhaust Manifolds		AMC	25	Timing Covers	23
Chevrolet, Ford, Geo	29	Chevrolet	25	Timing Markers	23
Images	28	Chrysler	25	Valve Covers	4, 23
Jeep, Mazda	29	Ford	25	Warranty	20
Nissan, Plymouth	29	Jeep	25		
Toyota	29				



VALVE COVERS

VC262	CHEVROLET	262	4.3	1985-93	METAL
VC350M	CHEVROLET	305	5.0	1970-85	METAL - OUTER BOLT HOLES / 1 PUSH IN HOLE/ 1 TURN IN CAP HOLE
VC350M	CHEVROLET	350	5.7	1970-85	METAL - OUTER BOLT HOLES / 1 PUSH IN HOLE/ 1 TURN IN CAP HOLE
VC351L	CHEVROLET	305	5.0	1986-96	METAL - CENTER BOLT DOWN HOLES / 1 PUSH IN & 1 SCREW IN / 1 PUSH IN
VC351L	CHEVROLET	350	5.7	1986-96	METAL - CENTER BOLT DOWN HOLES / 1 PUSH IN & 1 SCREW IN / 1 PUSH IN
VC352L	CHEVROLET	305	5.0	1986-96	METAL - CENTER BOLT DOWN HOLES / 1 PUSH IN & 1 SCREW IN PER SIDE
VC352L	CHEVROLET	350	5.7	1986-96	METAL - CENTER BOLT DOWN HOLES / 1 PUSH IN & 1 SCREW IN PER SIDE
VC454	CHEVROLET	427	7.0	1969-74	METAL
VC454	CHEVROLET	454	7.4	1969-90	METAL

TIMING COVERS

TC262P	CHEVROLET	262	4.3	1996-03	PLASTIC - NON BALANCE SHAFT
TC351A	FORD	302	5.0	1970-74	ALUMINUM
TC350M	CHEVROLET	305	5.0	1986-95	METAL FOR 6-3/4" BALANCER
TC350P	CHEVROLET	305	5.0	1996-02	PLASTIC
TC350P	CHEVROLET	350	5.7	1996-03	PLASTIC
TC350M	CHEVROLET	350	5.7	1986-95	METAL FOR 6-3/4" BALANCER
TC351A	FORD	351W	5.7	1973-77	ALUMINUM
TCC454	CHEVROLET	427	7.0	1969-74	METAL
TCC454	CHEVROLET	454	7.4	1968-90	METAL

OIL PAN RAILS

OPR262	CHEVROLET	262	4.3	1986-93	1 PIECE REAR SEAL APPLICATION
--------	-----------	-----	-----	---------	-------------------------------

OIL PANS

OP262M	CHEVROLET	262	4.3	1986-93	1 PIECE REAR SEAL APPLICATION
OP350A	CHEVROLET	305	5.0	1970-79	LEFT DIP 6 QUART WITH BAFFLE
OP350B	CHEVROLET	305	5.0	1970-79	LEFT DIP 6 QUART WITHOUT BAFFLE
OP350M	CHEVROLET	305	5.5	1986-96	5 QUART WITHOUT BAFFLE
OP350A	CHEVROLET	350	5.7	1970-79	LEFT DIP 6 QUART WITH BAFFLE
OP350B	CHEVROLET	350	5.7	1970-79	LEFT DIP 6 QUART WITHOUT BAFFLE
OP350M	CHEVROLET	350	5.7	1986-96	5 QUART WITHOUT BAFFLE
OP350N	CHEVROLET	350	5.7	1989-96	12MM DRAIN PLUG WITHOUT BAFFLE
OP350P	CHEVROLET	350	5.7	1989-96	14MM DRAIN PLUG WITH BAFFLE
OP350A	CHEVROLET	400	6.6	1970-79	LEFT DIP 6 QUART WITH BAFFLE
OP350B	CHEVROLET	400	6.6	1970-79	LEFT DIP 6 QUART WITHOUT BAFFLE
OP454	CHEVROLET	427	7.0	1969-74	2 PIECE REAR SEAL APPLICATION
OP454	CHEVROLET	454	7.4	1965-90	2 PIECE REAR SEAL APPLICATION

WINDAGE TRAY / OIL BAFFLE

WTC350N	CHEVROLET	305	5.0	1979-97	WINDAGE TRAY
WTC350N	CHEVROLET	350	5.7	1979-97	WINDAGE TRAY
SBM350	CHEVROLET	262	4.3	1986-93	STUDED MAIN BOLT / TRAY MOUNTING BOLT
SBM350	CHEVROLET	305	5.0	1979-97	STUDED MAIN BOLT / TRAY MOUNTING BOLT
SBM350	CHEVROLET	350	5.7	1979-97	STUDED MAIN BOLT / TRAY MOUNTING BOLT

HEAD BOLTS

HB262N	CHEVROLET	262	4.3	1985-97	WITHOUT SHOULDER
HB263N	CHEVROLET	262	4.3	1997-06	WITH SHOULDER
HB302N	FORD	302	5.0	1970-01	TORQUE TO YIELD
HB305N	CHEVROLET	305	5.0		SMALL 1/2" HEAD
HB305N	CHEVROLET	350	5.7		SMALL 1/2" HEAD
HB350N	CHEVROLET	305	5.0		5/8" HEX HEAD
HB350N	CHEVROLET	350	5.7		5/8" HEX HEAD
HB454N	CHEVROLET	427	7.0	1969-74	BIG BLOCK
HB454N	CHEVROLET	454	7.4	1965-90	BIG BLOCK

PART #	CID	MFG	LITER	YEARS	NOTES
CYLINDER HEADS					
CH305B	305	CHEV	5.0	96 - Up	12552520, 12557113, 12558059 170CC/ 58CC
CH305BA	305	CHEV	5.0	96 - Up	12552520, 12557113, 12558059 170CCC / 58CC ASSEMBLED
CH350H	350	CHEV	5.7	69 - 86	083, 191, 193, 217, 810 / VORTEC HEAD WITH HEAT RISER / 69 86 INTAKE BOLT PATTERNS / UNIVERSAL MARINE/AUTO CAN BE USED AS REPLACEMENT IN PAIRS ONLY / OUTER PERIMETER VALVE COVER MOUNTING HOLE
CH350HA	350	CHEV	5.7	69 - 86	083, 191, 193, 217, 810 / VORTEC HEAD WITH HEAT RISER / 69 86 INTAKE BOLT PATTERNS / UNIVERSAL MARINE/AUTO CAN BE USED AS REPLACEMENT IN PAIRS ONLY / OUTER PERIMETER VALVE COVER MOUNTING HOLE - ASSEMBLED
CH350G	350	CHEV	5.7	87- 95	083, 191, 193, 217, 810, VORTEC HEAD WITH HEAT RISER / 87 95 INTAKE BOLT PATTERNS, UNIVERSAL MARINE/AUTO CAN BE USED AS REPLACEMENT IN PAIRS ONLY
CH350GA	350	CHEV	5.7	87- 95	083, 191, 193, 217, 810, VORTEC HEAD WITH HEAT RISER / 87 95 INTAKE BOLT PATTERNS, UNIVERSAL MARINE/AUTO CAN BE USED AS REPLACEMENT IN PAIRS ONLY - ASSEMBLED
CH350C	350	CHEV	5.7	96 - 06	12558062, 10239906, 170CC INTAKE RUNNER / 64CC COMBUSTION CHAMBER
CH350CA	350	CHEV	5.7	96 - 06	12558062, 10239906, 170CC INTAKE RUNNER / 64CC COMBUST. CHAMBER - ASSEMBLED
CH454A	454	CHEV	7.4	PERFORM.	320cc INTAKE RUNNER - RECTANGULAR PORT
CH454B	454	CHEV	7.4	PERFORM.	360cc INTAKE RUNNER - RECTANGULAR PORT
CH454C	454	CHEV	7.4	96-00 UNIVERSAL	246CC INTAKE RUNNER - 100CC COMBUSTION CHAMBER / VORTEC CHAMBER (.370/.3716 VALVE ID) DIRECT REPLACEMENT FOR 1996- 2000 / WHEN INSTALLING ON 1996 AND EARLIER MODELS, MUST USE BOLT DOWN ROCKER ARMS AND HEAD GASKET BY FELPRO # 1017 OR EQUIVALENT
CH502A	502	CHEV	8.2	MARINE	CAST IRON
ENGINE BLOCKS					
BL262U	262	CHEV	4.3	86 - 92	ROLLER CAM V6 BARE BLOCK CORE
BL350U	350	CHEV	5.7	86 - UP	1 PIECE REAR SEAL, ROLLER CAM, 2 BOLT MAIN, MECHANICAL FUEL PUMP
ROLLER LIFTER GUIDES					
RLG350	350	CHEV	5.7	86 - 97	
RLG454	454	CHEV	7.4		
ROLLER LIFTER RETAINERS					
RLR350N	305	CHEV	5	86 - 97	
RLR350N	350	CHEV	5.7	86 - 97	

CHEVROLET SMALL BLOCK V8

- 4 Barrel Universal Carburetor mounting
- 15 degree carb flange
- All required mounting and accessories holes are tapped
- Superior runner finish for increased air flow
- CNC machined for exact fit and bolt hole location
- Manufactured of the highest grade of cast iron. Resists salt water corrosion that aluminum intakes experience & corrosion caused by natural gas and other dry fuels

IN350MB - Intake bolt hole pattern for use with 1987-1995 cylinder heads

IN350MA - Intake bolt hole pattern for use with 1996-2002 cylinder heads

INTAKE MANIFOLD



All EQ cylinder heads outperform their competitors!


EQ bare heads are ready to install to the drive train-- no porting or polishing needed!

EQ loaded heads include OE quality stainless steel valves, seals, valve springs and retainers.

Contact your EQ cylinder head specialist for all the latest.

- The highest grade cast iron and aluminum
- Thicker deck for greater strength
- Improved design resists cracking
- Superior port finish for increased flow
- Water Flow redesigned for greater thermal conductivity
- Hardened exhaust seats
- CNC machined guides and seats
- 25 point quality check on every head
- 3 angle valve finish
- Competitive pricing

PART#	CID	LITER	YEAR	NOTES	VALVE SIZE INTAKE	VALVE SIZE EXHAUST
AMC /JEEP						
CH150N	150	2.5	87-02	1/2" HEAD BOLT / CASTING # 2403, 117	1.910"	1.500"
CH226LN	225	3.7	02-04	LEFT HEAD / 53020983, 53020983AB	1.915"	1.457"
CH226RN	225	3.7	02-04	RIGHT HEAD / 53020984, 53020984AB	1.915"	1.457"
CH227LN	225	3.7	05-12	LEFT HEAD / 53020983AD, 53020983AC	1.915"	1.457"
CH227RN	225	3.7	05-12	RIGHT HEAD /53020984AC	1.915"	1.457"
CH242N	242	4.0	98-05	331 casting	1.4950"	1.7750"
CH242NA	242	4.0	98-05	331 casting - ASSEMBLED	1.910"	1.500"
CH281LN	287	4.7	99-08	LEFT HEAD / 53020801AC, 53020803	1.910"	1.500"
CH281RN	287	4.7	99-08	RIGHT HEAD / 53020802, 53020804	1.915"	1.457"
CH318A	318	5.2	92-03	53005714, 53006671, 53020466, 53020468/ INTAKE PORT 172CC / COMBUSTION CHAMBER 62CC	1.920"	1.624"
CH318AA	318	5.2	92-03	53005714, 53006671, 53020466, 53020468 / INTAKE PORT 172CC / COMBUSTION CHAMBER 62CC - ASSEMBLED	1.920"	1.624"
CHEVROLET						
CH134N	134	2.2	90-97	391 / 391S - 7MM VALVE GUIDE ID	1.732"	1.457"
CH134NA	134	2.2	90-97	391 / 391S - ASSEMBLED	1.732"	1.457"
CH151N	151	2.5	89-91	10044642 CAST IRON	1.720"	1.500"
CH305B	305	5.0	96 - Up	12552520, 12557113, 12558059 170CC / 58CC	1.84"	1.500"
CH305BA	305	5.0	96 - Up	12552520, 12557113, 12558059 170CC / 58CC - ASSEMBLED	1.84"	1.500"
CH350A	350	5.7	55-86	UNIVERSAL 178CC INTAKE RUNNER / 76CC COMBUSTION CHAMBER	1.94"	1.500"
CH350AA	350	5.7	55-86	UNIVERSAL 178CC INTAKE RUNNER / 76CC COMBUSTION CHAMBER - ASSEMBLED	1.94"	1.500"
CH350H	350	5.7	69-86	083, 191, 193, 217, 810 / VORTEC HEAD WITH HEAT RISER / 69 86 INTAKE BOLT PATTERNS / UNIVERSAL MARINE/AUTO CAN BE USED AS REPLACEMENT IN PAIRS ONLY / OUTER PERIMETER VALVE COVER MOUNTING HOLE	1.94"	1.500"
CH350HA	350	5.7	69-86	083, 191, 193, 217, 810 / VORTEC HEAD WITH HEAT RISER / 69 86 INTAKE BOLT PATTERNS / UNIVERSAL MARINE/AUTO CAN BE USED AS REPLACEMENT IN PAIRS ONLY / OUTER PERIMETER VALVE COVER MOUNTING HOLE-ASSEMBLED	1.94"	1.500"
CH350G	350	5.7	87-95	083, 191, 193, 217, 810, VORTEC HEAD WITH HEAT RISER / 87 95 INTAKE BOLT PATTERNS, UNIVERSAL MARINE/AUTO CAN BE USED AS REPLACE. IN PAIRS ONLY	1.94"	1.500"
CH350GA	350	5.7	87-95	083, 191, 193, 217, 810, VORTEC HEAD WITH HEAT RISER / 87 95 INTAKE BOLT PATTERNS, UNIV. MARINE/AUTO CAN BE USED AS REPLACE. IN PAIRS ONLY - ASSEMB.	1.94"	1.500"
CH350C	350	5.7	96-06	12558062, 10239906, 170CC INTAKE RUNNER / 64CC COMBUSTION CHAMBER	1.94"	1.500"
CH350CA	350	5.7	96-06	12558062, 10239906, 170CC INTAKE RUNNER / 64CC COMBUST. CHAMBER - ASSEMB.	1.94"	1.500"
CH350I	350	5.7	PERFORM.	IMCA SANCTIONED SPORT MOD HEAD / 178CC INTAKE RUNNER / 76CC COMBUSTION CHAMBER	1.94"	1.500"



CYLINDER HEADS

PART#	CID	LITER	YEAR	NOTES	VALVE SIZE INTAKE	VALVE SIZE EXHAUST
CHEVROLET cont.						
CH395N	381	6.2	90-95	10137567 - 90° INTAKE BOLTS	1.811"	1.535"
CH395B	395	6.5	92-99	10137567 - 60° INTAKE BOLTS	1.811"	1.535"
CH395N	395	6.5	92-99	10137567 - 90° INTAKE BOLTS	1.811"	1.535"
CH402A	402	6.6	04-06	DURAMAX - VIN 2 LLY	1.299"	1.220"
CH402B	402	6.6	06-07	DURAMAX - VIN D LBZ	1.299"	1.220"
CH454A	454	7.4	PERFORM.	320cc INTAKE RUNNER - RECTANGULAR PORT	2.250"	1.880"
CH454B	454	7.4	PERFORM.	360cc INTAKE RUNNER - RECTANGULAR PORT	2.30"	1.880"
CH454C	454	7.4	96-00 UNIVERSAL	246CC INTAKE RUNNER - 100CC COMBUSTION CHAMBER / VORTEC CHAMBER (.370/.3716 VALVE ID) DIRECT REPLACEMENT FOR 1996- 2000 / WHEN INSTALLING ON 1996 AND EARLIER MODELS, MUST USE BOLT DOWN ROCKER ARMS AND HEAD GASKET BY FELPRO # 1017 OR EQUIVALENT	2.065	1.720
CH502A	502	8.2	MARINE / PERFORM.	CAST IRON	2.19"	1.88"

CHRYSLER/MITSUBISHI

CH123N	1997	2.0	83-91	4G63 12 VALVE WITH FUEL PUMP HOLE	1.693"	1.378"
CH124N	1997	2.0	90-92	4G63 - 8 VALVE WITH FUEL PUMP HOLE	1.693"	1.378"
CH143A	2350	2.4	93-99	4G64 - 8 VALVE - SOHC	1.299"	1.142"
CH154N	2555	2.6	81-90	4G54B - 8 VALVE - SOHC	1.81"	1.493"
CH226LN	225	3.7	02-04	LEFT HEAD / 53020983, 53020983AB	1.915"	1.457"
CH226RN	225	3.7	02-04	RIGHT HEAD / 53020984, 53020984AB	1.915	1.457"
CH227LN	225	3.7	05-12	LEFT HEAD / 53020983AD, 53020983AC	1.915"	1.457"
CH227RN	225	3.7	05-12	RIGHT HEAD /53020984AC	1.915"	1.457"
CH281LN	287	4.7	99-08	LEFT HEAD / 53020801AC, 53020803	1.915"	1.457"
CH281RN	287	4.7	99-08	RIGHT HEAD / 53020802, 53020804	1.915"	1.457"
CH318A	318	5.2	92-03	53005714, 53006671, 53020466, 53020468 / INTAKE PORT 172CC / COMBUSTION CHAMBER 62CC	1.920"	1.624"
CH318AA	318	5.2	92-03	53005714, 53006671, 53020466, 53020468 / INTAKE PORT 172CC / COMBUSTION CHAMBER 62CC - ASSEMBLED	1.920"	1.624"
CH318B	318	5.2	PERFORM.	WITH LA STYLE INTAKE BOLT PATTERN 53005714, 53006671, 53020466, 53020468 INTAKE PORT 172CC / COMBUSTION CHAMBER 62CC	1.920"	1.624"
CH318BA	318	5.2	PERFORM.	WITH LA STYLE INTAKE BOLT PATTERN 53005714, 53006671, 53020466, 53020468 / INTAKE PORT 172CC / COMBUST. CHAMBER 62CC - ASSEM.	1.920"	1.624"
CH318A	360	5.9	92-03	53005714, 53006671, 53020466, 53020468/ INTAKE PORT 172CC / COMBUSTION CHAMBER 62CC	1.920"	1.624"
CH318AA	360	5.9	92-03	53005714, 53006671, 53020466, 53020468/ INTAKE PORT 172CC / COMBUSTION CHAMBER 62CC - ASSEMBLED	1.920"	1.624"
CH318B	360	5.9	PERFORM.	WITH LA STYLE INTAKE BOLT PATTERN 53005714, 53006671, 53020466, 53020468 / INTAKE PORT 172CC / COMBUSTION CHAMBER 62CC	1.920"	1.624"
CH318BA	360	5.9	PERFORM.	WITH LA STYLE INTAKE BOLT PATTERN 53005714, 53006671, 53020466, 53020468 / INTAKE PORT 172CC / COMBUST. CHAMBER 62CC - ASSEM.	1.920"	1.624"
CH359N	359	5.9	99-08	24V VALVE, L6 DIESEL CASTING 3943627 6BT CUMMINS	1.299"	1.299"

FORD

CH121N	121	2.0	00-03	YS4E-EA - SOHC	1.736"	1.457"
CH121NA	121	2.0	00-03	YS4E-EA - SOHC - ASSEMBLED	1.736"	1.457"
CH140A	140	2.4	95-97	DUAL SPARK PLU, F57E, F87E, F5JL	1.735"	1.50"
CH140A	152	2.5	98-01	DUAL SPARK PLU, F57E, F87E, F5JL	1.735"	1.50"
CH244C	244	4.0	98-00	98TM	1.713"	1.358"
CH244CA	244	4.0	98-00	98TM - ASSEMBLED	1.713"	1.358"
CH300A	300	4.9	87-96	E7TE - WITH A.I.R. (SMOG HOLES)	1.718"	1.560"
CH300AA	300	4.9	87-96	E7TE - WITH A.I.R. (SMOG HOLES) - ASSEMBLED	1.718"	1.560"
CH300B	300	4.9	87-96	E7TE - NO SEATS	1.718"	1.560"
CH300C	300	4.9	87-96	E7TE - NON SMOG	1.718"	1.560"
CH300CA	300	4.9	87-96	E7TE - NON SMOG - ASSEMBLED	1.718"	1.560"



CYLINDER HEADS

PART#	CID	LITER	YEAR	NOTES	VALVE SIZE INTAKE	VALVE SIZE EXHAUST
ISUZU						
CH138N	138	2.3	86-95	4ZD1	1.736"	1.453"
JEEP						
CH150N	150	2.5	87-02	1/2" HEAD BOLT / CASTING # 2403, 117	1.910"	1.500"
CH226LN	225	3.7	02-04	LEFT HEAD / 53020983, 53020983AB	1.915"	1.457"
CH226RN	225	3.7	02-04	RIGHT HEAD / 53020984, 53020984AB	1.915"	1.457"
CH227LN	225	3.7	05-12	LEFT HEAD / 53020983AD, 53020983AC	1.915"	1.457"
CH227RN	225	3.7	05-12	RIGHT HEAD / 53020984AC	1.915"	1.457"
CH242N	242	4.0	98-05	331 casting	1.910"	1.50"
CH242NA	242	4.0	98-05	331 casting - ASSEMBLED	1.910"	1.50"
CH281LN	287	4.7	99-08	LEFT HEAD / 53020801AC, 53020803	1.915"	1.457"
CH281RN	287	4.7	99-08	RIGHT HEAD / 53020802, 53020804	1.915"	1.457"
CH318A	318	5.2	92-03	53005714, 53006671, 53020466, 53020468 / INTAKE PORT 172CC / COMBUSTION CHAMBER 62CC	1.920"	1.624"
CH318AA	318	5.2	92-03	53005714, 53006671, 53020466, 53020468 / INTAKE PORT 172CC / COMBUSTION CHAMBER 62CC - ASSEMBLED		
MAZDA						
CH122A	1998	2.0	83-87	FE - SOHC	1.732"	1.417"
CH122AA	1998	2.0	83-87	FE - ASSEMBLED	1.732"	1.417"
CH122A	2184	2.2	87-93	F2 - SOHC	1.732"	1.417"
CH122AA	2184	2.2	87-93	F2 - ASSEMBLED	1.732"	1.417"
CH140A	152	2.5	98-01	DUAL SPARK PLUG, F57E, F87E, F5JL	1.735"	1.50"
NISSAN						
CH121I	1982	2.0	INDUST.	H20-II / H25	1.384"	1.185"
CH152N	126	2.1	INDUST.	K21 / K25	1.4961"	1.2598"
CH152NA	126	2.1	INDUST.	K21 / K25 - ASSEMBLED	1.4961"	1.2598"
CH146N	146	2.4	83-89	Z24	1.658"	1.500"
TOYOTA						
CH132N	1998	2.0	97-01	3SFE - 16 VALVE DOHC WITHOUT DIST. HOLE WITH CAM SENSOR	1.260"	1.063"
CH136N	1998	2.0	84-85	3YEC - 8 VALVE OHV	1.580"	1.425"
CH132N	2164	2.2	97-01	5SFE - 16 VALVE DOHC WITHOUT DIST. HOLE WITH CAM SENSOR	1.260"	1.063"
CH136N	2237	2.2	86-89	4YEC	1.580"	1.425"
CH144N	144	2.4	85-95	22R, 22REC	1.770"	1.457"
CH144NA	144	2.4	85-95	22R, 22REC - ASSEMBLED - NO CAM	1.770"	1.457"
CH164B	2694	2.7	94-04	3RZFE - DOHC	1.476	1.201"
CH164A	2694	2.7	05-13	2TRFE - DOHC	1.476	1.240"

SCREW IN STUDS, SMALL BLOCK CHEVY

EACH CYLINDER HEAD REQUIRES THE USE OF A SCREW-IN ROCKER ARM STUD

ORDER# SIS350 (8 pcs. per set, enough for 1 cylinder head)

- STUDS MEASURE 7/16-14 X 3/8-24 X 2.375" OVERALL
- HEAT TREATED TO RC 33-39 AND ARE OXIDE

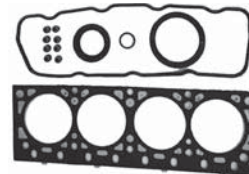


INDUSTRIAL / FORKLIFT

Manufacturer		Description	Intake	Exhaust
FORD	CH300A	E7TE - WITH A.I.R. (SMOG HOLES)	1.718"	1.560"
FORD	CH300AA	E7TE - WITH A.I.R. (SMOG HOLES) - ASSEMBLED	1.718"	1.560"
FORD	CH300C	E7TE - NON SMOG	1.718"	1.560"
FORD	CH300CA	E7TE - NON SMOG - ASSEMBLED	1.718"	1.560"
MAZDA	CH122AA	FE/F2 HEAD COMPLETE-NEW - ASSEMBLED	1.732"	1.417"
MAZDA	CH122A	FE/F2 HEAD BARE-NEW	1.732"	1.417"
MITSUBISHI	CH154NA	4G54 HEAD COMPLETE-NEW - ASSEMBLED	1.81"	1.493"
MITSUBISHI	CH154N	4G54 HEAD BARE-NEW	1.81"	1.493"
MITSUBISHI	CH124NA	4G63 HEAD COMPLETE-NEW - ASSEMBLED	1.693"	1.378"
MITSUBISHI	CH124N	4G63 HEAD BARE-NEW	1.693"	1.378"
MITSUBISHI	CH143AA	4G64 HEAD COMPLETE-NEW - ASSEMBLED	1.299"	1.142"
MITSUBISHI	CH143A	4G64 HEAD BARE-NEW	1.299"	1.142"
NISSAN	CH152NA	NISSAN K21 / K25 - ASSEMBLED	1.4961"	1.2598"
NISSAN	CH152N	NISSAN K21 / K25	1.4961"	1.2598"
NISSAN	CH121IA	NISSAN H20-II - ASSEMBLED	1.384"	1.185"
NISSAN	CH121I	NISSAN H20-II	1.384"	1.185"
TOYOTA	CH136NA	4Y HEAD COMPLETE-NEW - ASSEMBLED	1.580"	1.425"
TOYOTA	CH136N	4Y HEAD BARE-NEW	1.580"	1.425"

GASKET SET

NISSAN GSK2IN K21/25



CRANKSHAFT

NISSAN CSK2IN K21/25

FORD 300 4.9L

INDUSTRIAL

PART#	CID	LITER	YEAR	NOTES
VALVE COVER				
VC300N	300	4.9	1987-98	
PUSHROD SIDE COVER				
FSP300N	300	4.9	1987-98	E7TZ6519A
TIMING COVER				
TC300N	300	4.9	1970-96	
INTAKE MANIFOLD				
IN887	300	4.9	1981-86	
EXHAUST MANIFOLD				
EN1097	300	4.9	1981-86	
MANIFOLD MOUNTING WASHER				
EMW300				



VC300N



FSP300N



IN887




EN1097



BLOCK & HEAD CONVERSION JIGS

NOTE: ALL TOOLING NON-RETURNABLE



PART # DESCRIPTION

CJ262	CONVERT CHEVROLET 4.3L 262 CID BLOCKS W/ELECTRIC FUEL PUMPS TO ACCEPT MECHANICAL FUEL PUMP (INCL. DRILL BITS AND REAMERS)
CJ305	CONVERT CHEVROLET SMALL BLOCKS W/ELECTRIC FUEL PUMPS TO ACCEPT MECHANICAL FUEL PUMP (INCL. DRILL BITS AND REAMERS).
DD129	DRILL BIT FOR USE WITH DA026P AND DA026W JIGS.
DJ029P	MOUNTING AND DRILLING JIG FOR CHEVROLET PAN RAIL STYLE DIPSTICK ADAPTOR (100% ACCURATE EACH AND EVERY TIME).
DJ029W	MOUNTING AND DRILLING JIG FOR CHEVROLET WATER JACKET STYLE DIPSTICK ADAPTOR (100% ACCURATE EACH AND EVERY TIME).
DT129	TAP USED WITH DA026P AND DA026W.

ELIMINATION KITS

BALANCE SHAFT - BEK122

Chrysler/Mitsubishi 1.8L, 2.0L, 2.4L, G62B, G63B, 4G63B, G64B, 4G64B (belt drive applications)


KIT INCLUDES: Upper & lower bushings, balance shaft replacement pin, oil galley block-off plug.



BALANCE SHAFT - BEK156

Chrysler/Mitsubishi 2.6L


KIT INCLUDES: Replacement bushing, balance shaft replacement pin, oil pump drive chain.



BALANCE SHAFT - BEK157

Chrysler/Mitsubishi 2.6L

KIT INCLUDES: Replacement bushing, balance shaft replacement pin, oil pump drive chain, chain guide, crank guide, crank gear, oil pump gear.



JET VALVE - JVE156

Chrysler/Mitsubishi 2.6L

Replaces jet valves in cylinder heads for use in non jet valve applications. Fits many other applications where OEM Jet Valve #MD009440 is used.



ROLLER LIFTER RETAINERS/GUIDES




DESCRIPTION	YEARS	PART#	ITEM
CHEVROLET V8 SMALL BLOCK	86 - 97	RLR350N	RETAINER
CHEVROLET V8 SMALL BLOCK	86 - 97	RLG350	GUIDE
CHEVROLET V8 BIG BLOCK		RLG454	GUIDE

3/8" Rocker Arm Guide Plate Conversion Kit for Dodge/Ford:

It features premium heat treated studs and exclusive guide plates along with an adjustable configuration without machining. This conversion kit provides an easy way to convert net lash cylinder heads to:

- Guideplate Pushrod Size 5/16"
- Guideplates Included Yes
- Quantity Sold as a pair
- Rocker Arm Nuts included No
- Rocker Arm Studs included Yes
- Rocker Arms included No
- Rocker Stud Thread Diameter 3/8" - 24"



HIGH PERFORMANCE HEAD BOLT SET

DESCRIPTION	YEARS	PART#
CHEVROLET V8 SMALL BLOCK 305 / 350	86 - 97	HB350P

Heavy duty design, longer than stock, for use with or without head bolt washers.

- 180,000 PSI material
- Improved wrench-ability with 1/2 " head

There are 34 bolts to the set:

16 @ 1.676 under head length • 14 @ 3.823 under head length • 4 @ 3.10 under head length



**ONE OF THE FIRST ITEMS WE
DESIGNED TO HELP REBUILDERS
SOLVE THEIR PROBLEMS!**

AH034 - Add a 7th Hole

Use early small block Chevrolet heads with 6 exhaust bolt holes in place of 7 bolt hole heads. No need to sell your customer a different head or manifold.



CYLINDER HEAD ADAPTORS

HEAD BOLTS

Remember, all of our Head Bolt sets are per engine!

PART #	TTY	MFG	LITERS	CID	YEAR	NOTES
HB181N	Y	BUICK	3.0	181	85-88	
HB231N	Y	BUICK	3.3	204	89-93	
HB233N	Y	BUICK	3.8	231	86-88	VIN. 3
HB231N	Y	BUICK	3.8	231	86-95	VIN. L, C 1
HB123N		CHEVROLET	2.0	121	87-89	OHV ALUM HEAD
HB133N	Y	CHEVROLET	2.2	134	90-99	OHV ALUM HEAD
HB173N		CHEVROLET	2.8	173	80-86	
HB189N	Y	CHEVROLET	2.8	173	86-94	VIN. W
HB189N	Y	CHEVROLET	3.1	189	86-94	VIN. T, W EXCEPT CAVALIER
HB190N	Y	CHEVROLET	3.1	189	94-96	VIN. M
HB207N	Y	CHEVROLET	3.1	189	96-01	VIN. J
HB207N	Y	CHEVROLET	3.4	207	00-01	VIN. E
HB262N		CHEVROLET	4.3	262	85-97	WITHOUT SHOULDER
HB263N		CHEVROLET	4.3	262	97-06	WITH SHOULDER
HB350N		CHEVROLET		283		SMALL BLOCK V8
HB349N	Y	CHEVROLET	4.8	294	99-03	TRUCK
HB350N		CHEVROLET	5.0	305	66-97	SMALL BLOCK V8
HB350P		CHEVROLET	5.0	305		180,000 PSI MATERIAL / 1/2' HEAD
HB305N		CHEVROLET	5.0	305	96-01	
HB350N		CHEVROLET	5.3	327	62-69	SMALL BLOCK V8
HB349N	Y	CHEVROLET	5.3	325	99-03	
HB350P		CHEVROLET	5.7	350		180,000 PSI MATERIAL / 1/2' HEAD
HB350N		CHEVROLET	5.7	350	66-97	SMALL BLOCK V8 - 5/8" HEX HEAD
HB305N		CHEVROLET	5.7	350	96-01	SMALL BLOCK V8 - 1/2" HEAD
HB349N	Y	CHEVROLET	5.7	346	97-03	
HB454N		CHEVROLET	6.0	366	66-94	BIG BLOCK V8
HB349N	Y	CHEVROLET	6.0	364	99-03	
HB381N		CHEVROLET	6.2	381	82-93	DIESEL
HB454N		CHEVROLET	6.5	396	70-72	BIG BLOCK V8
HB381N		CHEVROLET	6.5	395	92-01	DIESEL
HB350N		CHEVROLET	6.6	400	66-97	SMALL BLOCK V8
HB454N		CHEVROLET	7.0	427	66-94	BIG BLOCK V8
HB454N		CHEVROLET	7.4	454	70-98	BIG BLOCK V8
HB496N		CHEVROLET	8.1	496	01-08	
HB143N		CHRYSLER	2.0	2000CC	95-00	SOHC VIN. C
HB145N		CHRYSLER	2.0	2000CC	95-00	DOHC VIN. Y
HB134N	Y	CHRYSLER	2.2	135	81-85	10MM
HBW134		CHRYSLER	2.2	135	81-85	10MM WASHER SET
HB135N	Y	CHRYSLER	2.2	135	86-94	11MM
HBW135		CHRYSLER	2.2	135	86-94	11MM WASHER SET
HB135N		CHRYSLER	2.5	153	86-95	11MM
HBW135		CHRYSLER	2.5	153	86-95	11MM WASHER SET
HB156N		CHRYSLER	2.6	2600CC	81-90	
HBW180		CHRYSLER	2.6	2600CC	81-90	HEAD BOLT WASHERS
HB166N		CHRYSLER	2.7	166	98-04	DOHC VIN. R, VIN. U
HB180N		CHRYSLER	3.0	181	87-96	
HBW180		CHRYSLER	3.0	181	87-96	HEAD BOLT WASHERS
HB197N	Y	CHRYSLER	3.2	197	98-01	CONCORD SOHC VIN. J
HB202N	Y	CHRYSLER	3.3	201	90-01	
HB197N	Y	CHRYSLER	3.5	215	98-04	CONCORD SOHC VIN. G
HB226N		CHRYSLER	3.7	226	02-07	
HB202N	Y	CHRYSLER	3.8	231	90-01	
HB287N		CHRYSLER	4.7	287	02-07	
HB239N		CHRYSLER	3.9	239	92-03	VIN. X MAGNUM
HB318N		CHRYSLER	5.2	318	92-04	
HB318N		CHRYSLER	5.9	360	92-03	

HEAD BOLTS


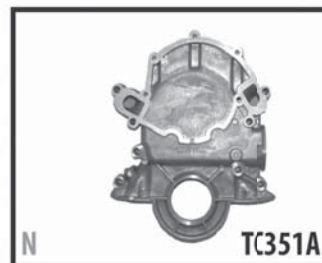


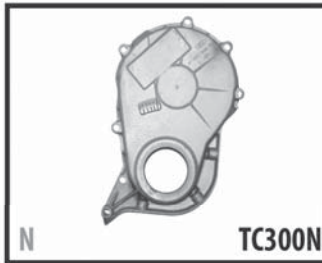










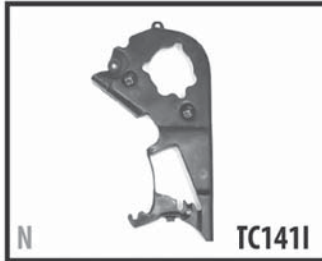

PART #	TTY	MFG	LITERS	CID	YEAR	NOTES
HB149N		DODGE	2.5	150	98-02	DAKOTA
HB318N		DODGE	5.2	318	92-04	
HB318N		DODGE	5.9	360	92-03	
HB098N	Y	FORD	1.6	98	81-85	
HB098N	Y	FORD	1.9	116	85-96	
HB098N	Y	FORD	2.0	122	97-01	SOHC VIN. P TRACER / ESCORT
HB140N		FORD	2.3	140	74-97	OHC
HB141N		FORD	2.3	140	84-92	HSC
HB141N		FORD	2.5	153	84-92	HSC
HB171N		FORD	2.8	171	76-87	CAR & TRUCK
HB177N	Y	FORD	2.9	177	86-90	
HB183N		FORD	3.0	183	86-98	VIN. U
HB184N	Y	FORD	3.0	183	89-95	S.H.O. VIN Y
HB185N		FORD	3.0	183	99-04	DOHC
HB230N	Y	FORD	3.8	232	82-88	
HB184N	Y	FORD	3.2	195	93-95	DOHC VIN. P
HB232N	Y	FORD	3.8	232	89-95	
HB256N	Y	FORD	3.8	232	96-01	
HB256N	Y	FORD	3.9	238	04-07	OHV VIN. 4
HB177N	Y	FORD	4.0	244	90-01	
HB256N	Y	FORD	4.2	256	96-04	VIN. 2
HB280N	Y	FORD	4.6	250	91-04	SOHC / DOHC
HB302N	Y	FORD	5.0	302	70-01	
HB280N	Y	FORD	5.4	330	97-04	SOHC
HB370N		FORD	6.1	370	79-91	TRUCK VIN. H
HB413N		FORD	6.8	413	97-03	V10 VIN. S
HB370N		FORD	7.0	429	79-91	TRUCK
HB370N		FORD	7.5	460	68-99	VIN. L / G
HB061N	Y	GEO	1.0	61	85-92	SPRINT 3 CYL
HB097N	Y	GEO	1.6	98	89-95	G16KC (SUZUKI ENGINE)
HB149N	Y	JEEP	2.5	150	97-02	CHEROKEE, WRANGLER
HB244N		JEEP	4.0	244	96-04	
HB177N		MAZDA	4.0	4015CC	91-00	VIN. X, 8X, ZYL (OHC)
HB156N		MITSUBISHI	2.6	2600CC	81-90	
HBW180		MITSUBISHI	2.6	2600CC	81-90	HEAD BOLT WASHERS
HB180N		MITSUBISHI	3.0	181	87-96	
HBW180		MITSUBISHI	3.0	181	87-96	HEAD BOLT WASHERS
HB143N		NEON	2.0	2000CC	95-00	SOHC
HB145N		NEON	2.0	2000CC	95-00	DOHC
HB142N	Y	OLDSMOBILE	2.3	138	88-96	QUAD 4 DOHC VIN. A, D
HB142N	Y	OLDSMOBILE	2.3	138	92-94	QUAD OHC VIN. 3
HB122N		PONTIAC	1.8	112	82-86	VIN. O, J
HB122N		PONTIAC	2.0	122	87-94	VIN. H, K, M
HB151N		PONTIAC	2.5	151	80-83	
HB153N		PONTIAC	2.5	151	85-91	VIN. U
HB199N	Y	TOYOTA	2.0	1988CC	87-89	CAMRY 3SFE
HB216N	Y	TOYOTA	2.2	2164CC	90-01	CAMRY 5SFE
HB144N		TOYOTA	2.4	2366CC	85-96	22REC
HB179N	Y	TOYOTA	3.0	2959CC	88-95	3VZE SOHC
HBW180		TOYOTA	3.0	2959CC	88-95	3VZE SOHC - HEAD BOLT WASHERS
HB206N		TOYOTA	3.4	3377CC	95-01	5VZFE TRUCK

TIMING COVERS

REMANUFACTURING INCLUDES:










- All new internal parts(Gears, Shafts, Springs & Plungers)
- All castings thoroughly cleaned and inspected
- Full idle bench testing (200 deg., 10 weight oil)
- All gasket surfaces checked for flatness
- Oil pressure meets or exceeds OEM
- Oil flow (GPM) meets or exceeds OEM
- Relief valve operation checked
- Fully warranted

***We carry the largest
Timing Cover selection
in the industry!***



N = NEW RM = REMANUFACTURED

TIMING COVERS



N = NEW RM = REMANUFACTURED

* NOTE: Reman and Reclaimed products subject to availability

TIMING COVERS

PART #	MFG	VEHICLE	ENG.	LITERS	YEAR	CASTING / OEM #	NOTES	TYPE
TC361N	AMC		290	4.7	66-69	J8129373, 3226242		N
TC361N	AMC		304	5.0	70-81	J8129373, 3226242		N
TC361N	AMC		343	5.6	67-69	J8129373, 3226242		N
TC361N	AMC		360	5.9	70-91	J8129373, 3226242		N
TC361N	AMC		390	6.4	68-70	J8129373, 3226242		N
TC361N	AMC		401	6.6	70-78	J8129373, 3226242		N
TC14FR	BUICK	FWD CAR	181	3.0	82-85		14 BOLT OIL PAN	RM
TC14FR	BUICK	FWD CAR	231	3.8	84-85		14 BOLT OIL PAN	RM
TC20FR	BUICK	FWD CAR	231	3.8	85-85	25522652	20 BOLT OIL PAN	RM
TC181E	BUICK	CAR	231	3.8	89-90	25532382, 25533496	2 FLATS ON DRIVE, 2 BYPASS NIPPLES, FRONT FACING OFA, WITH CAM SENSOR HOLE	RM
TC181F	BUICK	CAR	231	3.8	89-90	25532382, 25533497	2 FLATS ON DRIVE, 2 BYPASS NIPPLES, FRONT FACING OFA, WITHOUT CAM SENSOR HOLE	RM
TC181G	BUICK	CAR	231	3.8	93-95	24502348, 24503274		RM
TC173A	CHEV	S10	173	2.8	82-86	14100617, 12509037	FOR GOODWRENCH ENGINE	N
TC173B	CHEV	BLAZER, CAMARO, S10, FIREBIRD	173	2.8	87-92	14090537, 10049009		N
TC173C	CHEV	BLAZER, CAMARO, S10, FIREBIRD	173	2.8	82-86	14024263, 14033526, 14048323		N
TC173B	CHEV	CAMARO, FIREBIRD	189	3.1	90-92	14090537, 10049009		N
TC262P	CHEV	CAR & TRUCK	262	4.3	96-03	12554555, 12554557	WITH OPEN SENSOR HOLE (INCLUDES PLUG)	N
TCC350	CHEV	CAR & TRUCK	305	5.0	79-79	10243963	METAL FOR 8" BALANCER	N
TCC305	CHEV	CAR & TRUCK	305	5.0	80-95	12531283, 12523974	METAL FOR 6-3/4" BALANCER	N
TC350M	CHEV	MARINE	305	5.0	86-95		METAL FOR 6-3/4" BALANCER	N
TM350M	CHEV	MARINE	305	5.0	86-95		TIMING MARKER - METAL FOR 6-3/4" BALANCER	N
TC350C	CHEV	CAR & TRUCK	305	5.0	79-95		CHROME	N
TM350C	CHEV	CAR & TRUCK	305	5.0	79-95		CHROME TIMING MARKER	N
TC350P	CHEV	CAR & TRUCK	305	5.0	96-02	12558343, 12562818	WITH OPEN SENSOR HOLE (INCLUDES PLUG)	N
TCC350	CHEV	CAR & TRUCK	350	5.7	67-79	10243963	METAL FOR 8" BALANCER	N
TCC305	CHEV	CAR & TRUCK	350	5.7	80-96	12531283, 12523974	METAL FOR 6-3/4" BALANCER	N
TC350C	CHEV	CAR & TRUCK	350	5.7	67-95		CHROME	N
TM350C	CHEV	CAR & TRUCK	350	5.7	67-95		TIMING MARKER CHROME	N
TM350M	CHEV	CAR & TRUCK	350	5.7	67-95		TIMING MARKER METAL	N
TCC349	CHEV	CAR & TRUCK	350	5.7	UP TO 85		UNCHROMED TIMING COVER	N
TC350M	CHEV	MARINE	350	5.7	86-95		TIMING MARKER - METAL FOR 6-3/4" BALANCER	N
TM350M	CHEV	MARINE	350	5.7	86-95		UNCHROMED TIMING MARKER	N
TC350P	CHEV	CAR & TRUCK	350	5.7	96-02	12558343, 12562818	WITH OPEN SENSOR HOLE (INCL. PLUG)	N
TC350P	CHEV	MARINE	350	5.7	96-02	12558343, 12562818	WITH OPEN SENSOR HOLE (INCL. PLUG)	N
TCC350	CHEV	CAR & TRUCK	400	6.6	70-80	10243963	METAL FOR 8" BALANCER	N
TC350C	CHEV	CAR & TRUCK	400	6.6	70-80		CHROME	N
TCC454	CHEV	CAR & TRUCK	396	6.5	65-70	3885048, 330850	METAL - BLACK PAINTED	N
TC454C	CHEV	CAR & TRUCK	396	6.5	65-70	3885048, 330850	CHROME	N
TM454C	CHEV	CAR & TRUCK	396	6.5	65-70	3885048, 330850	TIMING MARKER CHROME	N
TCC454	CHEV	CAR & TRUCK	427	7.0	68-90	3885048, 330850	METAL - BLACK PAINTED	N
TC454C	CHEV	CAR & TRUCK	427	7.0	68-90	3885048, 330850	CHROME	N
TM454C	CHEV	CAR & TRUCK	427	7.0	68-90	3885048, 330850	TIMING MARKER CHROME	N
TCC454	CHEV	CAR & TRUCK	454	7.4	68-90	3885048, 330850	METAL - BLACK PAINTED	N
TC454C	CHEV	CAR & TRUCK	454	7.4	68-90	3885048, 330850	CHROME	N
TM454C	CHEV	CAR & TRUCK	454	7.4	68-90	3885048, 330850	TIMING MARKER CHROME	N

TIMING COVERS

PART #	MFG	VEHICLE	ENG.	LITERS	YEAR	CASTING / OEM #	NOTES	TYPE
TC318N	CHRYSLER	CAR, TRUCK & VAN	318	5.2	70-91	2951698, 3769966	3-3/16" SEAL HOLE	N
TC318N	CHRYSLER	CAR	340	5.6	70-73	2951698, 3769966	3-3/16" SEAL HOLE	N
TC318N	CHRYSLER	CAR, TRUCK & VAN	360	5.9	70-91	2951698, 3769966	3-3/16" SEAL HOLE	N
TC141I	FORD	CAR & TRUCK	140	2.3	74-88	D4FZ6019C, E3ZZ6019B	PLASTIC - INNER	N
TC142I	FORD	CAR & TRUCK	140	2.3	89-94	F3ZZ6019B, F8DZ6019AA	PLASTIC - INNER / SENSOR LOWER LEFT, BELT TENSIONER LEFT	N
TC232EN	FORD	CAR & TRUCK	232	3.8	96-99	F65E6059AE, F65E6E008AD, F65AD, F75E6F008AA, F75AED	COMPLETE WITH OIL PUMP	N
TC300N	FORD	TRUCK & VAN	240	3.9	65-97	E5TE6019H		N
TC300N	FORD	TRUCK & VAN	300	4.9	65-97	E5TE6019H		N
TC351A	FORD	CAR, TRUCK & VAN	302	5.0	69-84	D4OE, D7AE, D9TE		N
TC351C	FORD	TRUCK & VAN	302	5.0	83-86	E0AE, E3AE6059CA	WITH ECC MOUNT	N
TC351C	FORD	CAR	302	5.0	83-89	E0AE, E3AE6059CA	WITH ECC MOUNT	N
TC351E	FORD	COUGAR, T-BIRD	302	5.0	91-93	E5AE, E8AE	WITH ELECT. FUEL PUMP MOUNT	N
TC351F	FORD	TRUCK & VAN	302	5.0	87-97	E7TE6059BA, F6TE6059NA		N
TC351H	FORD	EXPLORER, MOUNTAINEER	302	5.0	96-01	F67Z6019AA, F1SE6059BC, F87E6059AA		N
TC351H	FORD	MUSTANG	302	5.0	94-95	F67Z6019AA, F1SE6059BC, F87E6059AA		N
TC351A	FORD	CAR, TRUCK & VAN	351W	5.8	69-84	D4OE, D7AE, D9TE		N
TC351C	FORD	TRUCK & VAN	351W	5.8	83-86	E0AE, E3AE6059CA	WITH ECC MOUNT	N
TC351C	FORD	CAR	351W	5.8	83-89	E0AE, E3AE6059CA	WITH ECC MOUNT	N
TC351F	FORD	TRUCK & VAN	351W	5.8	87-97	E7TE6059BA, F6TE6059NA		N
DT460	FORD	CAR, TRUCK & VAN	429	7.0	69-78	C8SZ6754A	DIPSTICK TUBE	N
TC460N	FORD	CAR, TRUCK & VAN	429	7.0	69-78	E8TE6059AA		N
TC460N	FORD	TRUCK & VAN	460	7.5	69-97	E8TE6059AA		N
DT460	FORD	TRUCK & VAN	460	7.5	69-97	C8SZ6754A	DIPSTICK TUBE	N
TC460C	FORD	TRUCK & VAN	460	7.5	94-99	F6TZ6019MA	CALIF. EMISSIONS -	N
TC173B	ISUZU	TROOPER	173	2.8	89-91	14090537, 10049009		N
TC173B	ISUZU	RODEO	173	2.8	89-91	14090537, 10049009		N
TC173B	ISUZU	RODEO	189	3.1	91-92	14090537, 10049009		N
TC173B	ISUZU	PICKUP	189	3.1	91-94	14090537, 10049009		N
TC173B	ISUZU	TROOPER	189	3.1	91-94	14090537, 10049009		N
TC361N	JEEP		290	4.7	66-69	J8129373, 3226242		N
TC361N	JEEP		304	5.0	70-81	J8129373, 3226242		N
TC361N	JEEP		343	5.6	67-69	J8129373, 3226242		N
TC361N	JEEP		360	5.9	70-91	J8129373, 3226242		N
TC361N	JEEP		390	6.4	38-70	J8129373, 3226242		N
TC361N	JEEP		401	6.6	70-78	J8129373, 3226242		N
TC400N	PONTIAC	CAR	301	4.9	69-77		WITH WATER PUMP BACKING PLATE & (2) WATER TUBE INSERTS	N
TC400N	PONTIAC	CAR	350	5.7	69-77		WITH WATER PUMP BACKING PLATE & (2) WATER TUBE INSERTS	N
TC400N	PONTIAC	CAR	400	6.6	69-77		WITH WATER PUMP BACKING PLATE & (2) WATER TUBE INSERTS	N
TC400N	PONTIAC	CAR	455	7.5	70-76		WITH WATER PUMP BACKING PLATE & (2) WATER TUBE INSERTS	N
TC22RN	TOYOTA	TRUCK	22REC	2.4	85-96	11302-35010	11-1/8" TALL	N

* NOTE: Reman and Reclaimed products subject to availability



TIMING TENSIONERS/COMPONENTS

Everything you need to finish the job!



TT055



TB141N



TB140N



TT140



TD174




TT232A

PART #	MFG.	ENGINE	DESCRIPTION	OEM #	YEARS
TB181	BUICK	V6 3.8L 231 CID	CAMSHAFT ROLLER TYPE THRUST BUTTON	25532588	85-88
TD174	CHEV	V6 2.8L, 3.1L 173, 189 CID	TIMING CHAIN DAMPENER	14078822	89-95
TT140	FORD	2.3L 140 CID OHC	TIMING BELT TENSIONER SPRING	D4FZ6L273A, F47Z6L273A	74-99
TB140N	FORD	2.3L 140 CID OHC	TENSIONER SPRING STUD	E9TZ6K282A	74-99
TB141N	FORD	2.3L 140 CID OHC	TENSIONER SPRING STOP	E7ZZ6E008A	74-99
TT055	FORD	2.9L 177 CID	TIMING CHAIN GUIDE	E6TZ6K297A	86-90
TT232A	FORD	3.8L 232 CID, 4.2L 256 CID	TIMING CHAIN TENSIONER	1F2Z6K254AA	89-99

IMPORT TIMING SET

SET INCLUDES ALL REQUIRED GASKETS/SEALS
TCS070
TOYOTA 22REC, 1985-95



CARBURETOR ADAPTOR

A MUST FOR FORD AUTO RESTORERS!
CA200 - Converts 1970-79 200/250 CID Ford Engines with 1-3/4" carburetor mount to fit in pre-1969 engines with 1-1/2" carburetor mount. Looks factory original.



CA200

DOWEL PINS, MISC. PARTS



DP302/DP390/TC302



DP350



LC302



SHD350

EQ#	Description
PC395T	6.2/6.5L GM DIESEL PRECUP EACH
CHI01	CYLINDER HEAD INSERT 1/2"-13 THREADED OD X 3/8"-16 ID STEEL INSERT
HD173	CHEVROLET V6 173 CID HEAD TO BLOCK DOWEL
HD350	CHEVROLET SMALL BLOCK CYLINDER HEAD TO BLOCK DOWEL
HD454	CHEVROLET BIG BLOCK CYLINDER HEAD DOWEL
BDV8F	FORD V8 BLOCK TO TRANS DOWEL HEAD 6397AB
HS171N	FORD V6 2.8L 171CID OEM #D4ZZ6B070A
TC302	FORD 255, 302, 351W V8 1979 - UP TIMING COVER TO BLOCK DOWEL
LC302	FORD 302/351W V8 VALVE CAP
DP302	FORD SMALL BLOCK V8 HEAD TO BLOCK DOWEL OEM #C20Z6A008A

NEW CAM ECCENTRICS


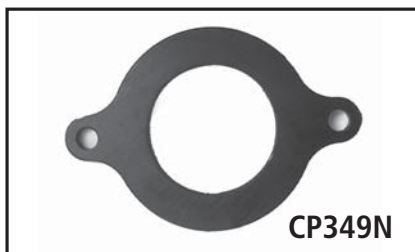

PART #	DESCRIPTION
CE120I	FORD V8 255, 302, 351W, 400, 460 INNER CAM ECCENTRIC (UP TO 85)
CE120O	FORD V8 255, 302, 351W, 400, 460 OUTER CAM ECCENTRIC (UP TO 85)
CE121N	FORD V8 255, 302, 351W, 400 CAM ECCENTRIC (85 & UP) WASHER
CE124N	AMC V8 (INCL. DIST. GEAR, SPACER, WASHER & BOLT)
CE129N	TOYOTA 22REC (INCLUDES DRIVE GEAR, BOLT & WASHER)
CE390N	FORD 360/390 2 PIECE CAM ECCENTRIC





PART #	APPLICATION	OEM #
CP250N	CHEVROLET 230, 250, 292 (63-93), PONTIAC 151 (R CODE)	10000568
CP301N	PONTIAC 301, 400, 455	C90Z6269A
CP302N	FORD 289, 302, 351W (67-86)	
CP349N	CHEVROLET 305, 350 3.90" TIP TO TIP	10168501
CP350N	CHEVROLET 305, 350 4.23" TIP TO TIP ROLLER CAM	
CP460N	FORD 351M, 400, 429, 460 (68-91)	C85Z6269A

NEW CAM THRUST PLATES

NOTE: SOLD IN 5 PACKS ONLY




CAMSHAFT PRODUCTS



PART #	MFG	APPLICATION	DESCRIPTION	OEM #
CB243N	AMC/JEEP	LATE MODEL 4.0 & 4.2L	NEW CAM GEAR BOLT	83502890
CW258N	AMC/JEEP	258 CID	NEW CAM GEAR WASHER	J3173284
CW225N	CHRYSLER	225 CID	NEW CAM GEAR BOLT WASHER	
CP202	CHRYSLER	3.3 & 3.8L	NEW CAM PLUG	4483620
CB318N	CHRYSLER	V8 318 & 360 CID UP TO 1991	NEW CAM GEAR BOLT	
CW318N	CHRYSLER	V8 318 & 360 CID UP TO 1991	NEW CAM GEAR WASHER	1618732
CB302N	FORD	V8 255, 302, 351W, 400	NEW CAM GEAR BOLT	
CB390N	FORD	FE 360 390 V8	CAM GEAR BOLT	
CW302N	FORD	V8 255, 302, 351W, 400	NEW CAM GEAR WASHER	C1TE6278A
CP140	FORD	140 CID HSC (1987)	CAM PLUG - 2.210" OD	E43E6266A
CP153	FORD	2.3 & 2.5L HSC (88 - UP) 3.0L V6	CAM PLUG - 2.230" OD	E6AE6266BA

BARE BLOCKS


BL262U



BL262U

General Motors 4.3L Roller Cam V6 Bare Block Core.


Ready for remanufacturing. Block has been baked, blasted, magnafluxed and drilled for mechanical fuel pump. Cylinder bores, main saddles and lifter galley have been inspected. Ready for remanufacturing. Block may need to be line honed.



BL350U

General Motors 5.7L 350 CID Bare Block Core.

1 piece rear seal, roller cam, 2 bolt main. This is a core. Block has been baked, blasted, magnafluxed and drilled for mechanical fuel pump. Cylinder bores, main saddles and lifter galley have been inspected. Ready for remanufacturing. Block will have to be bored. Block may need to be line honed.



BL395NB

NEW GM 6.5L Diesel BareBlock.

Side mounted and center mounted turbo. Block is semi-bored

BOP076 - Universal Style Plate
GOP076 - Universal Style Gasket

- Fits:*
- Fords - all except 2.8L, 351C, 351M, 400
 - Dodge - all domestic
 - Pontiac - all V8
 - Chevrolet - Big Block, 250, 292
 - AMC - 6 CYL, V8
 - Buick - V6, V8

FUEL PUMP BLOCK OFF PLATES



BOP076

BOP087 - Small Block Chevrolet
GOP087 - Small Block Chevrolet Gasket
Gasket Fits Chevrolet - all small block (4 hole)



BOP087



Compare Our Quality...

on our large selection of boreable and honeable bushings.

PISTON BIN BUSHINGS

MFG	ENGINE	YEAR	HONEABLE	OD	ID	LENGTH	QTY	BOREABLE	OD	ID	LENGTH	QTY
CHRY	2.7L	98-03						PB167B	.9432	.9451	.8750	6
CHRY	318/340	57-73	PB318H	1.039	.976	1.185	8	PB318B	1.039	.964	1.185	8
TOYOTA	20R, 22RE, 22REC	85-95	PB22RH	.949	.870	1.087	4	PB22R	.949	.837	1.087	4

CRANKSHAFTS

MAJOR TIME AND MONEY SAVER. NO NEED TO WORRY ABOUT BENT, BROKEN OR EVEN DAMAGED SNOUTS!



PART #	MFG.	DESCRIPTION	YEARS
CS5454	CHEVROLET	7.4L 454 CID 2 PC. REAR SEAL, CAST	70-90
CS454A	CHEVROLET	7.4L 454 CID 1 PC. REAR SEAL CAST	91-00
CSK21N	NISSAN	K21/K25	

HARMONIC BALANCERS



BA242N



BA250N



BA251N



BA289N



BA292N



BA302N



BA304N



BA305N



BA349N



BA350N



BA351N



BA390N



BA396N



BA400N



BA460A

PART #	MFG	LITERS	CID	YEARS	NOTES
BA242N	AMC	4.0	242	87-02	Jeep
BA250N	Chev	4.1	250	67-75	Double Groove, 1/4" Spacing
BA251N	Chev	4.1	250	75-76	Double Groove, 1/2" Spacing
BA292N	Chev	4.8	292	75-89	Truck, Double Groove
BA349N	Chev	5.0, 5.7	305, 350	69-93	Car & Truck 8" Solid
BA350N	Chev	5.0, 5.7	305, 350	69-95	Car & Truck 6-3/4" Solid
BA304N	Chev	5.0, 5.7	305, 350	77-86	Car & Truck 8" Hollow
BA305N	Chev	5.0, 5.7	305, 350	79-93	Car & Truck 6-3/4" Hollow
BA396N	Chev	6.5	396	65-72	Big Block
BA400N	Chev	6.6	400	69-80	Small Block
BA140N	Ford	2.3	140	90-94	Tempo, Topaz
BA289N	Ford	4.7	289	65-69	3 bolt
BA302N	Ford	5.0	302	84-95	Car & Truck E4TE, E4TZ
BA351N	Ford	5.8	351W	88-97	Truck E8TZ, E8TE
BA390N	Ford	5.9, 6.4, 7.0	360, 390, 427, 428	66-76	Car & Truck
BA460A	Ford	7.0, 7.5	429, 460	68-95	Truck D9TE
BA460B	Ford	7.5	460	96-97	Truck F5TZ-6316CA

TIN SET INCLUDES OIL PAN, VALVE COVERS, TIMING COVER, TIMING MARKER, DIPSTICK & TUBE

NEW OEM TYPE TINWARE



ALL VALVE COVER SETS HAVE OIL BAFFLES.


PART #	DESCRIPTION	COATING	APPLICATION	YEARS
VC134N	VALVE COVER	ALUMINUM	GM 2.2L	95-97
VC262	VALVE COVER SET	UNCHROMED	CHEVROLET 4.3L 262 V6	86 & UP METAL
VC350	VALVE COVER SET	UNCHROMED	CHEVROLET SMALL BLOCK	UP TO 85
VC350C	VALVE COVER SET	CHROMED	CHEVROLET SMALL BLOCK	UP TO 85
VC350M	VALVE COVER SET	UNCHROMED	CHEV SMALL BLOCK 1 BREATHER & 1 FILLER PER SIDE	UP TO 85
VC302N	VALVE COVER	UNCHROMED	FORD 302, 351W	68-98
VC350L	VALVE COVER SET	UNCHROMED	CHEV SMALL BLOCK (1 PUSH-IN, 2 PUSH-IN)	86 & UP
VC351L	VALVE COVER SET	UNCHROMED	CHEV SMALL BLOCK (1 PUSH-IN & 1 SCREW-IN, 1 PUSH-IN)	86 & UP
VC352L	VALVE COVER SET	UNCHROMED	CHEV SMALL BLOCK (1 PUSH-IN & 1 SCREW-IN PER SIDE)	86 & UP
VC305C	VALVE COVER SET	CHROMED	CHEVROLET SMALL BLOCK	86 & UP
VC350H	TALL STYLE VALVE COV. SET	CHROMED	CHEVROLET SMALL BLOCK	UP TO 85
VC454	VALVE COVER SET	UNCHROMED	CHEVROLET BIG BLOCK	68-90
VC454H	TALL STYLE VALVE COV. SET	CHROMED	CHEVROLET BIG BLOCK	68-90
TCC305	TIMING COVER	UNCHROMED	CHEV SMALL BLOCK W/ 6-3/4" BALANCER	80-UP W/WELDED TAB
TC262P	TIMING COVER	PLASTIC	CHEVROLET 4.3L	96-00
TCC349	TIMING COVER	UNCHROMED	CHEV SMALL BLOCK, NO TIMING MARKER	UP TO 85
TCC350	TIMING COVER	UNCHROMED	CHEV SMALL BLOCK WITH 8" BALANCER	UP TO 79
TC350P	TIMING COVER	PLASTIC	CHEVROLET SMALL BLOCK	96-00
TC350C	TIMING COVER	CHROMED	CHEV SMALL BLOCK FOR BOLT-ON MARKER	
TC350M	TIMING COVER	UNCHROMED	CHEVROLET SMALL BLOCK MARINE	86 & UP
TC454C	TIMING COVER	CHROMED	CHEVROLET BIG BLOCK 2 PIECE SEAL /	68-90
TCC454	TIMING COVER	UNCHROMED	CHEVROLET BIG BLOCK 68 - 90	
TM350C	TIMING COV. MARKER	CHROMED	CHEVROLET SMALL BLOCK	
TM454C	TIMING COV. MARKER	CHROMED	CHEVROLET BIG BLOCK	
DT350C	DIPSTICK & TUBE	CHROMED	CHEVROLET SMALL BLOCK	UP TO 79
DT454C	DIPSTICK & TUBE	CHROMED	CHEVROLET BIG BLOCK 2 PIECE SEAL	
AB350	BREATHER GROMMET	RUBBER	UNIVERSAL	UP TO 85
PCV350	PCV GROMMET	RUBBER	UNIVERSAL	UP TO 85
OC350N	OIL FILLER CAP	PLASTIC	SCREW IN	86 & UP

OIL PANS

PART	MFG	APPLICATION	ENG	LITER	YEAR	NOTES	TYPE
OP134N	CHEV	S10 / SONOMA	134	2.2	97-03	WITHOUT SENSOR	NEW
OP262M	CHEV	MARINE	262	4.3	86-93	1 PIECE REAR SEAL APPL.	NEW
OP350C	CHEV	CAR, PICKUP & VAN	305	5.0	70-79	CHROME / LEFT DIP	NEW
OP350E	CHEV	CAR, PICKUP & VAN	305	5.0	70-79	LEFT DIP	NEW
OP350C	CHEV	CAR, PICKUP & VAN	305	5.0	70-79	CHROME / LEFT DIP	NEW
OP350E	CHEV	CAR, PICKUP & VAN	305	5.0	70-79	LEFT DIP	NEW
OP350A	CHEV	CAR, PICKUP & VAN	305	5.0	70-79	LEFT DIP 6 QT. W/BAFFLE	NEW
OP350AC	CHEV	CAR, PICKUP & VAN	305	5.0	70-79	CHROME LEFT DIP 6 QT. W/BAFFLE	NEW
OP350B	CHEV	CAR, PICKUP & VAN	305	5.0	70-79	LEFT DIP 6 QT. W/OUT BAFFLE	NEW
OP350BC	CHEV	CAR, PICKUP & VAN	305	5.0	70-79	CHROME LEFT DIP 6 QT. W/OUT BAFFLE	NEW
OP305C	CHEV	CAR, PICKUP & VAN	305	5.0	80-85	CHROME / RIGHT DIP	NEW
OP305L	CHEV	CAR, PICKUP & VAN	305	5.0	80-85	RIGHT DIP	NEW
OP304C	CHEV	CAR, PICKUP & VAN	305	5.0	86-00	CHROME	NEW
OP350L	CHEV	CAR, PICKUP & VAN	305	5.0	86-00	4 QUART PAN	NEW
OP350M	CHEV	MARINE	305	5.5	86-96	5 QUART WITHOUT BAFFLE	NEW
OP350C	CHEV	CAR, PICKUP & VAN	350	5.7	70-79	CHROME / LEFT DIP	NEW
OP350E	CHEV	CAR, PICKUP & VAN	350	5.7	70-79	LEFT DIP	NEW
OP350A	CHEV	CAR, PICKUP & VAN	350	5.7	70-79	LEFT DIP 6 QUART WITH BAFFLE	NEW
OP350AC	CHEV	CAR, PICKUP & VAN	350	5.7	70-79	CHROME LEFT DIP 6 QT. WI/BAFFLE	NEW
OP350B	CHEV	CAR, PICKUP & VAN	350	5.7	70-79	LEFT DIP 6 QT. W/OUT BAFFLE	NEW
OP350BC	CHEV	CAR, PICKUP & VAN	350	5.7	70-79	CHROME LEFT DIP 6 QT. W/OUT BAFFLE	NEW
OP305C	CHEV	CAR, PICKUP & VAN	350	5.7	80-85	CHROME / RIGHT DIP	NEW
OP305L	CHEV	CAR, PICKUP & VAN	350	5.7	80-85	RIGHT DIP	NEW
OP304C	CHEV	CAR, PICKUP & VAN	350	5.7	86-00	CHROME	NEW
OP350L	CHEV	CAR, PICKUP & VAN	350	5.7	86-00	4 QUART PAN	NEW
OP350M	CHEV	MARINE	350	5.7	86-96	5 QUART WITHOUT BAFFLE	NEW
OP350N	CHEV	MARINE	350	5.7	89-96	12MM DRAIN PLUG W/OUT BAFFLE	NEW
OP350P	CHEV	MARINE, ESCLADE, C1500, C2500, C3500, K1500, K2500, K3500, TAHOE, YUKON	350	5.7	89-96	14MM DRAIN PLUG WI/ BAFFLE	NEW
OP454	CHEV	CAR & TRUCK	396	6.5	65-90	2 PIECE REAR SEAL APPLICATION	NEW
OP350C	CHEV	CAR, PICKUP & VAN	400	6.6	70-79	CHROME / LEFT DIP	NEW
OP350E	CHEV	CAR, PICKUP & VAN	400	6.6	70-79	LEFT DIP 311358	NEW
OP350A	CHEV	CAR, PICKUP & VAN	400	6.6	70-79	LEFT DIP 6 QUART WITH BAFFLE	NEW
OP350AC	CHEV	CAR, PICKUP & VAN	400	6.6	70-79	CHROME / LEFT DIP 6 QT. W/BAFFLE	NEW
OP350B	CHEV	CAR, PICKUP & VAN	400	6.6	70-79	LEFT DIP 6 QUART W/OUT BAFFLE	NEW
OP350BC	CHEV	CAR, PICKUP & VAN	400	6.6	70-79	CHROME/LEFT DIP 6 QT.W/OUT BAFFLE	NEW
OP454	CHEV	CAR, PICKUP & VAN	454	7.4	65-90	2 PIECE REAR SEAL APPLICATION	NEW
OP302A	FORD	BRONCO, PICKUP/VAN	302	5.0	80-96		NEW
OP351B	FORD	PICKUP & VAN	351W	5.8	88-96		NEW



OIL PAN RAIL SET

PART #	DESCRIPTION
OPR262	4.3 CHEVY OIL PAN RAIL SET (LEFT AND RIGHT)



OPR262

OIL PANS



OFA350

Chevy small block,
No relief valve

PART #	MFG	APPLICATION	YEAR	OEM#	QTY
OFA258	AMC/JEEP	4.0L 244 CID	81-86	J3173226	5
OFA258	AMC/JEEP	4.2L 258 CID	81-86	J3173226	5
OFA304	AMC/JEEP	5.0L 304 CID	70-81		5
OFA304	AMC/JEEP	5.9L 360 CID	70-91		5
OFA304	AMC/JEEP	6.6L 401 CID	70-78		5
OFA173	CHEV	1.8L	82-UP	466383	5
OFA173	CHEV	2.0L	82-UP	466383	5
OFA173	CHEV	2.8L 173 CID	82-UP	466383	5
OFA262	CHEV	4.3L 262 CID	86-UP	14081300	10
OFA305	CHEV	SMALL BLOCK		3952301	EACH
OFA454	CHEV	BIG BLOCK		3853870	5
OFA345	CHRY	5.7L HEMI		4104511A	10
OFA098	FORD	1.6L 98 CID	81-85	F4FZ6890A	5
OFA183	FORD	3.0L 183 CID	86-91	E6DZ6890A	5
OFA244	FORD	4.0L 244 CID	92-98	FOTZ6890A	5
OFA302	FORD	3.8L 232 CID	86-96	D7AZ6890A	10
OFA302	FORD	4.9L 300 CID	86-96	D7AZ6890A	10
OFA302	FORD	5.0L 302 CID	86-96	D7AZ6890A	10
OFA302	FORD	5.8L 351W CID	86-96	D7AZ6890A	10
OFA460	FORD	7.5L 460 CID		C9AE6890A	5
OFA142	OLDS	2.3L QUAD 4	87-UP	22538711	5

OIL FILTER ADAPTORS



ASSORTMENT PACK

OFA17A - ASSORTMENT PACK CONTAINS:

- (1) OFA098
- (2) OFA151
- (2) OFA173
- (2) OFA183
- (2) OFA244
- (4) OFA262
- (4) OFA302

ALL IN BOX, EASY TO USE AND CLEARLY MARKED!

REPLACEMENT PIPE PLUGS

JAPANESE THREADS FOR TOYOTA & MITSUBISHI PIPE PLUGS HAVE SEALANT ON THREADS

PART#	MFG	OEM#	SIZE	QTY
JPP001	TOYOTA	90345-51066	1/8" - 28	25
JPP002	TOYOTA	90344-52003	1/4" - 19	25
JPP003	TOYOTA	90344-53008	3/8" - 19	25
	TOYOTA	90344-53011		25
	MITSUBISHI	MS661162		25
	MITSUBISHI	MD145018		25
JPP004	MITSUBISHI/TOYOTA		1/2" - 14	25
JPP005	MITSUBISHI/TOYOTA		3/4" - 14	25

JPP05A - ASSORTMENT PACK
CONTAINS: 5 OF EACH SIZE



MUST HAVE FOR TOYOTA CRANKSHAFTS

METRIC PIPE PLUGS

WITH VIBRA-SEAL COATING ON THREADS

PART#	THREAD SIZE	HEIGHT	SOCKET DRIVE	SOCKET DEPTH	QTY
MPP001	8MM -1.0	8MM	4MM	4MM	25
MPP002	10MM-1.0	8MM	5MM	4MM	25
MPP003	12MM-1.5	10MM	6MM	5MM	25
MPP004	14MM-1.5	10MM	7MM	5MM	25
MPP005	16MM-1.5	10MM	8MM	5MM	25
MPP006	18MM-1.5	10MM	8MM	5MM	25
MPP007	20MM-1.5	10MM	10MM	5MM	25
MPP008	22MM-1.5	10MM	10MM	5MM	25
MPP009	24MM-1.5	12MM	12MM	6MM	25

MPP05A - ASSORTMENT PACK
CONTAINS: 5 OF EACH SIZE



STANDARD PIPE/SMOG PLUGS

STANDARD PIPE PLUGS WITH VIBRA-SEAL COATING

PART#	SIZE	QTY
SPP062	1/16" x .300"	50
SPP125	1/8" x .300"	50
SPP250	1/4" x .375"	50
SPP251	1/4" x .460"	50
SPP375	3/8" x .375"	50
SPP500	1/2" x .550"	25
SPP750	3/4" x .540"	25

ALL SPP#s AVAILABLE IN 1000 PACK

SPP25A - ASSORTMENT PACK

CONTAINS:
25 OF EACH SIZE



SMOG PLUGS

PART#	DESCRIPTION	QTY
SP151	CHEVROLET 250, 292 CID, PONTIAC 151 CID SMOG PLUG -3/4" x 18"	10
SP300E	FORD 300 CID SMOG PLUG PRE '84-V8, 330, 360, 361HD, 390, 391HD-1/2" X20" x.55"	10
SP300L	FORD 300 CID SMOG PLUG '84 AND UP-9/16" x 18" x.55	10
FTP034	FORD V8 255, 302, 351C, 351M, 351W, 400 THERMALACTOR PLUG 5/8"-11" ODX 7/16"-14 ID	25

FTPBLK ALSO AVAILABLE-500 PACK



SP151/FTP034

SP300L



CONVERSION REAR MAIN SEAL HOLDERS

CHEVROLET 1986 - UP, V6 262 CID & V8 SMALL BLOCK


THE CHOICE IS YOURS - USE EARLY OR LATE STYLE OIL PAN

ENABLES A REBUILDER TO INSTALL A 2-PC. DESIGN CRANKSHAFT IN A 1-PC. SEAL DESIGN APPLICATION. MANUFACTURED FROM BILLET ALUMINUM.

**BEST ADAPTORS
AVAILABLE
PERIOD!**



**AT350
ALIGNMENT TOOL
FOR USE WITH RSH349 & RSH350
CONVERSION SEAL HOLDERS**



CHEVROLET & FORD ADAPTORS MAKE YOUR EARLY BLOCKS LATE!

OPPOSITE SIDE DIPSTICK ADAPTORS CONVERT
PRE-1980 CHEVY SMALL BLOCKS TO 1980 THRU 1985

PART#	DESCRIPTION
DA025	WELD-ON - BLANK (DRILL YOUR OWN DIPSTICK TUBE HOLE.)
DA026P	BOLT-ON PAN RAIL (HAS ANGLED BOLT HOLES)
DA026W	BOLT-ON WATER JACKET (HAS STRAIGHT BOLT HOLES)
DA027	WELD-ON (WITH DIPSTICK TUBE HOLE DRILLED)

DIPSTICK TUBE ADAPTORS



DA026P

PRESSURIZED PRE-LUBING AN ENGINE IS RECOMMENDED BY THE PRODUCTION ENGINE REMANUFACTURERS ASSOC. (PERA)

INCLUDES MOUNTING ADAPTORS AND HOSE
THE BEST FOR CRANK & CHAIN DRIVEN OIL PUMPS
ELIMINATES DRY ENGINE STARTS
MOUNTS TO OIL SENDING UNIT
HOLDS UP TO 5 QUARTS OF OIL
SIMPLE AND EASY TO USE, REUSABLE
PRESSURIZES OILING SYSTEM
(IMPORTANT ON WAREHOUSED MOTORS)

ENGINE PRE-LUBER




PL40

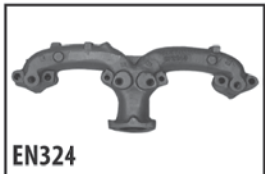
EXHAUST MANIFOLDS



ENKA24



ENZ24



EN324




EN366L



EN366R



EN4AF



EN452



EN602B



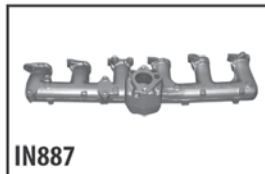
EN695




EN743




EN774B



IN887




EN942




EN1049



EN1073



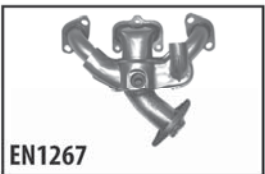
EN1097



EN1103



EN1198




EN1267



EN1283




EN1287



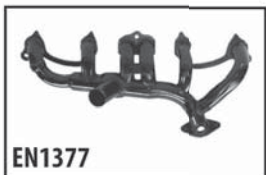
EN1315



EN1316



EN1318



EN1377



EN1381



EN1386




EN1387




EN1408



EN1409




EN1439



EN1533




EN1664



EN1671



EN1698



EN1699



EN1706

Great care must be used when selecting the length and diameter of the primary tubes. Tubes that are too large will cause the exhaust gas to expand and slow down, decreasing the scavenging effect. Tubes that are too small will create exhaust flow resistance which the engine must work to expel the exhaust gas from the chamber, reducing power and leaving exhaust in the chamber to dilute the incoming intake charge.

Since engines produce more exhaust gas at higher speeds, the header(s) are tuned to a particular engine speed range according to the intended application. Typically, wide primary tubes offer the best gains in power and torque at higher engine speeds, while narrow tubes offer the best gains at lower speeds.

Did you know...?

EXHAUST MANIFOLDS

PART#	MFG	VEHICLE	ENG	LITER	YEAR	SIDE	NOTES	CASTINGS	CASTINGS#2
EN1267	Chev	S10	151	2.5	85-93			10034543	10037597/ 10044282
EN942	Chev	Car/Truck	305 / 350	5.7	77-86	Left	w/ A.I.R. holes	364753	14064365
EN1198	Chev	Truck	305 / 350	5.7	83-86	Left	cast iron	14050233	
EN1671	Chev	Car/Truck	305 / 350	5.7	94-96	Right		12524289	12550622
EN1732	Chev	Car/Truck	305 / 350	5.7	96-02	Right			
EN774B	Chev	Truck	454	7.4	71-81	Left	w/ A.I.R. holes	343787	3994045/ 6272279
EN602B	Chev	Truck	396 / 454	7.4	67-87	Right	w/A.I.R. holes	14045176	353030/ 3868874
EN1706	Chrys	Cirrus	148	2.4	95-00				
EN1706	Chrys	Sebring	148	2.4	96-98				
EN1706	Chrys	Stratus	148	2.4	95-00				
EN1381	Chrys	Dakota	239	3.9	87-89	Left	w/O2 sensor hole	4343742	
EN1276	Ford	Ranger	140	2.4	85-92			E6ZE9430AA	
EN1287	Ford	Tempo / Topaz	140	2.3	85-94			E53E9430AC/AD/AE	
EN1097	Ford	Truck	300	4.9	81-86		w/ O2 sensor hole	E3TE9430RC	E4TE9428CB
IN887	Ford	Truck	300	4.9	77-86	Intake		D7TE9425JA	E5TE9425FA
EN1049	Ford	Truck	302	5.0	80-95	Left		E0TE9431CA	F3TE9431JA / F3TE9431NA
EN1438	Ford	Truck	351W	5.8	88-93	Right	w/ A.I.R. holes (plugs to blockoff supplied)	E8TE9430AB	F4YE9430EB
EN1698	Ford	Truck	460	7.5	88-97	Right		E7TE9428EA/ E7TE9428EB	E7TE9428EC/ F4TE9430AA
EN1699	Ford	Truck	460	7.5	88-97	Left		E7TE9431EA/ E7TE9431EB	E7TE9431EC/ F4TE9431AA
EN4AF	GEO	Prism	4AFE / 7FE	1.6	89-97		w/O2 sensor hole (supplied with plug)		
EN1533	Jeep	-	242	4.0	91-99			33007075	
ENZ5DE	Mazda	Protégé	Z5DE	1.5	95-98				
ENKA24	Nissan	Pickup	KA24	2.4	90-97			14004-F4003	
ENZ24	Nissan	Truck	Z24	2.4	83-89				
EN1706	Plymouth	Breeze	148	2.4	96-00				
EN4AF	Toyota	Celica, Corolla	4AFE / 7FE	1.6	88-97		w/O2 sensor hole (supplied with plug)		
EN22RE	Toyota	Pickup	22RE	2.4	86-95				
EN165	Toyota	4-Runner, T100, Tacoma	2RZFE	2.4	94-00			17141-75030	
EN165	Toyota	T100	3RZFE	2.7	94-00			17141-75030	

HOLLANDER INTERCHANGE

PART#	HOLLANDER#	PART#	HOLLANDER#	PART#	HOLLANDER#	PART#	HOLLANDER#	PART#	HOLLANDER#
CS454	303-479	TCV8RR	308-116	TC351F	308-313A	BA350N	309-152	EN1276	327-1276
CS454A	303-479	TC455R	308-118	TC351F	308-313B	BA400N	309-157	EN1287	327-1287
CS454S	303-479	TCC350	308-128	TC202R	308-316	BA251N	309-163	EN1381	327-1381
CS351	303-631	TCC305	308-130	TC351E	308-323	BA304N	309-169	EN1438	327-1438
TC183E	305-540B	TCC305	308-131	TC318C	308-345	BA305N	309-172	EN1533	327-1533
CH155N	306-1231	TC173C	308-136	TC318E	308-346	BA292N	309-178	EN1671	327-1671
CH155N	306-1361	TC173B	308-137	TC232C	308-350A	BA289N	309-260	EN1698	327-1698
CH153N	306-1382	TC181C	308-154A	TC232D	308-350B	BA390N	309-284	EN1699	327-1699
CH300A	306-1418A	TC181D	308-154B	TC242R	308-382	BA460N	309-293	EN1706	327-1706
CH300A	306-1418B	TC454C	308-158A	TC181G	308-392	BA460N	309-297	EN1049	327-1866A
CH318A	306-1512	TC454C	308-158B	TC232B	308-397	TC460N	309-312	EN1049	327-1866B
CH395N	306-1527	TC14RR	308-208	TC183C	308-409A	BA302N	309-381	EN1049	327-1866C
CH134N	306-1553A	TC20RR	308-209	TC262P	308-434	BA242N	309-402	ENZ24	327-58091
CH134N	306-1553B	TC20FR	308-210	TC350P	308-436	TC460N	309-410	ENZ24	327-58092
CH305A	306-1628	TC14FR	308-211	TC183D	308-450A	BA351N	309-427	EN22RE	327-58134A
CH350C	306-1629	TC181F	308-212	TC183D	308-450B	BA460N	309-599	EN22RE	327-58134B
CH244C	306-1706	TC361N	308-218A	TC232E	308-451	OP350C	311-358	ENZ24	327-58142
CH144N	306-58131A	TC361N	308-218B	TC351H	308-457	OP350E	311-358	EN4AF	327-58263
CH144N	306-58131B	TC361N	308-218C	TC351C	308-460A	OP454	311-365	ENKA24	327-58326A
CH146N	306-58140	TC242R	308-222	TC318D	308-491	OP351M	311-450	ENKA24	327-58326B
CH122A	306-58173B	TC318N	308-245A	TC183G	308-532	OP305C	311-483	EN4AF	327-58362
CH138N	306-58203A	TC181E	308-267	TC183E	308-540A	OP305L	311-483	EN165	327-58679
CH138N	306-58203B	TC300N	308-293	TC183F	308-542	OP304C	311-572A	ENZ5DE	327-58756
CH156N	306-58305A	TC183A	308-299	TC183G	308-579	OP350L	311-572A	EN602B	327-602B
CH156N	306-58305B	TC183B	308-300	TC22RN	308-58033	OP302A	311-613	EN774B	327-774A
CH157N	306-58401	TC351A	308-302A	TC183G	308-590	OP351B	311-643	EN774B	327-774B
CH350A	306-982A	TC351A	308-302B	BA396N	309-116	EN1097	327-1097	EN942	327-942
CH350A	306-982B	TC244R	308-306	BA250N	309-119	EN1198	327-1198		
CH350A	306-982C	TC460N	308-309	BA349N	309-148	EN1267	327-1267		

OEM INTERCHANGE

INTERCHANGE	PART#	OTHER	INTERCHANGE	PART#	OTHER	INTERCHANGE	PART#	OTHER	INTERCHANGE	PART#	OTHER	INTERCHANGE	PART#	OTHER
117	CH150N	JEEP	814504	VC262	MERC	3963524	CS454	GM	6503560	HB145B	CHRY	10141204	HB454A	GM
0331	CH242N	JEEP	845754	RLG454	MERC	3967463	CS454	GM	6503561	HB143B	CHRY	10141205	HB454B	GM
2403	CH150N	JEEP	850474	RLG454	MERC	3975945	CS454	GM	6503562	HB143A	CHRY	10168501	CP350N	GM
14244	OP262M	MERC	1015916	RLR263	GM	4007307	HB150C	CHRY	6504087	HB166A	CHRY	10168525	HB305C	GM
14244	VC262	MERC	1250948	TB046	GM	4007308	HB150B	CHRY	6504329	HB197N	CHRY	10168526	HB305B	GM
14245	OPR262	MERC	1618732	CW318N	CHRY	4007310	HB150A	CHRY	9441003	SHD350	GM	10168527	HB305A	GM
14246	OPR262	MERC	2475886	HB133C	GM	4323470	EN1381	CHRY	10004891	OFA151	GM	10211648	VC352L	GM
14252	VC262	MERC	2951698	TC318N	CHRY	4343742	EN1381	CHRY	10031210	HB122A	GM	10227593	HB189A	GM
15122	SH350R	MERC	3173226	OFA258	CHRY	4387580	SH153R	CHRY	10031213	HB122B	GM	10227594	HB189B	GM
58211	VC350M	MERC	3173284	CW258N	CHRY	4483620	CP202	CHRY	10031214	HB122C	GM	10234934	HB133C	GM
79961	VC350M	MERC	3241335	OFA150	CHRY	5302044	CH318A	CHRY	10044565	HB153A	GM	10239906	CH350CA	GM
330850	TC454C	GM	3769966	TC318N	CHRY	5601433	HB135N	CHRY	10044567	HB153C	GM	10242245	OP350M	GM
352153	BA251N	GM	3853870	OFA454	GM	6031867	ST055	CHRY	10044569	HB153B	GM	10243963	TCC350	GM
353039	CS454	GM	3860008	BA396N	GM	6034691	HB318A	CHRY	10046165	RLR262	GM	10243967	TC350M	GM
354407	TM454C	GM	3877668	HB454A	GM	6034960	HB318B	CHRY	10046193	VC262	GM	10237818	HB151A	GM
458149	BA252N	GM	3877669	HB454B	GM	6035514	HB149N	CHRY	10054727	BL350U	GM	12337925	HB153B	GM
458652	BA304N	GM	3885048	TC454C	GM	6035514	HB244N	CHRY	10066046	BA305N	GM	12338006	HB153A	GM
465221	OP350E	GM	3894327	HD454	GM	6035516	HB244N	CHRY	10088128	CP350N	GM	12338010	HB152A	GM
466383	OFA173	GM	3896590	BA250N	GM	6101631	HB202A	CHRY	10100033	HB189B	GM	12338012	HB152B	GM
476543	HB173A	GM	3943627	CH359N	CHRY	6272222	BA349N	GM	10100034	HB189A	GM	12338022	HB153C	GM
476573	HB173B	GM	3943627	CH359N	CUMM	6272225	BA400N	GM	10101245	HB133A	GM	12338119	DP350	GM
807695	BOP087	MERC	3952301	OFA305	GM	6500754	HB134N	CHRY	10101702	HB151B	GM	12518043	OP350N	GM
811662	RLR350	MERC	3963523	CS454	GM	6503559	HB145A	CHRY	10114188	CS454A	GM	12518043	OP350P	GM



INTERCHANGE	PART#	OTHER	INTERCHANGE	PART#	OTHER	INTERCHANGE	PART#	OTHER	INTERCHANGE	PART#	OTHER
12523974	TCC305	GM	53020802	CH281RN	JEEP	90999-73072	PB22RH	TOYOTA	F15E6059BC	TC351H	FORD
12528913	CH350CA	GM	53020803	CH281LN	CHRY	90TM	CH244A	FORD	F15Z6019A	TC351C	FORD
12528916	OP350L	GM	53020803	CH281LN	JEEP	938-803860T	CH350CA	MERC	F1T76582C	VC300N	FORD
12529174	OP350M	GM	53020804	CH281RN	CHRY	98TM	CH244C	FORD	F24E6059BA	TC232D	FORD
12529174	OP350M	GM	53020804	CH281RN	JEEP	B9AE6A008A	DP390	FORD	F2DE6059HA	TC183B	FORD
12531283	TCC305	GM	53020983	CH226LN	CHRY	C1TE6278A	CW302N	FORD	F2Y110100	CH122AA	HYSTER
12550002	RLG350	GM	53020983	CH226LN	JEEP	C2OZ6AA008A	DP302	FORD	F3AZ6065A	HB280A	FORD
12551397	RLG454	GM	53020984	CH226RN	CHRY	C5AZ6312A	BA289N	FORD	F3DZ6065A	HB183A	FORD
12551431	RLR264	GM	53020984	CH226RN	JEEP	C5AZ6519B	FSP300N	FORD	F3ZZ6019B	TC142I	FORD
12551537	BA350N	GM	83502890	CB243N	CHRY	C5AZ6519C	FSP300N	FORD	F3ZZ6065B	HB302A	FORD
12551757	OC350N	GM	96059992	HB061N	GM	C5AZ6582K	VC300N	FORD	F3ZZ6065B	HB302N	FORD
12554555	TC262P	GM	96061591	HB097N	GEO	C8AZ6316B	BA390N	FORD	F3ZZ6065C	HB302B	FORD
12554557	TC262P	GM	140100617	TC173A	GM	C8SZ6065A	HB370N	FORD	F3ZZ6065C	HB302N	FORD
12555269	VC3502	GM	800124641	CH143AA	YALE	C8SZ6065B	HB370N	FORD	F3ZZ6065D	HB302C	FORD
12555269	VC352L	GM	...062	CH350C	GM	C8SZ-6754-A	DT460	FORD	F3ZZ6065D	HB302N	FORD
12558062	CH350CA	GM	...191	CH350B	GM	C9AE6890A	OFA460	FORD	F4FZ6890A	OFA098	FORD
12558343	TC350P	GM	...193	CH350B	GM	D0AZ6287A	CE1200	FORD	F4SZ6065A	HB232A	FORD
12558840	HB349N	GM	...466	CH318A	CHRY	D1FZ6435A	HB171A	FORD	F4SZ6065B	HB232B	FORD
12559020	OP350M	GM	...567	CH395N	GM	D2RY6178B	DP171N	FORD	F4TZ6L273A	TT140	FORD
12559020	OP350M	GM	...624	CH350A	GM	D4FZ6613A	CP140U	FORD	F4TZ9430A	EN1698	FORD
12560744	HB349N	GM	...906	CH350C	GM	D4FZ6890A	OFA140	FORD	F4TZ9431A	EN1699	FORD
12560745	HB349N	GM	10-11966	HB305N	MERC	D4FZ6L273A	TT140	FORD	F4ZZ6E086A	FTP034	FORD
12561389	SBM350	GM	10-119671	HB305N	MERC	D4OE6059	TC351A	FORD	F57E	CH140A	FORD
12562818	TC350P	GM	10-11968	HB305N	MERC	D5AZ6287A	CE121N	FORD	F5AZ6065A	HB280A	FORD
14024244	HD173	GM	10-49105	HB454N	MERC	D5TE6316	BA390N	FORD	F5AZ6065A	HB413N	FORD
14024244	HD350	GM	10-49106	HB454N	MERC	D6TZ6065A	HB177N	FORD	F5DE6059AB	TC183C	FORD
14024244	SHD350	GM	10-8M0000463	HB454N	MERC	D7AE6059	TC351A	FORD	F5JL	CH140A	FORD
14024263	TC173C	GM	10-8M0000482	HB454N	MERC	D7AZ6890A	OFA302	FORD	F65E6059AE	TC232E	FORD
14024263	TC173C	GM	11040-50K02	CH121I	NISSAN	D9D6059BB	TC232C	FORD	F67Z6019AA	TC351F	FORD
14033526	TC173C	GM	11040-FY501	CH152NA	NISSAN	D9TE6059	TC351A	FORD	F67Z6019AA	TC351H	FORD
14048323	TC173C	GM	11101-35060	CH144N	TOYOTA	D9TE6313FA	BA460N	FORD	F68Z6675BA	OP183E	FORD
14077193	HB381A	GM	11101-71010	CH136NA	TOYOTA	D9TZ6316C	BA460N	FORD	F6PZ6312AA	BA140N	FORD
14078822	TD174	GM	11101-71030	CH136NA	TOYOTA	E0AE6059	TC351C	FORD	F6TE6059	TC351F	FORD
14079567	ST173	GM	11101-73020	CH136NA	TOYOTA	E2DZ6065D	HB230N	FORD	F6TZ6019MA	TC460C	FORD
14080362	SHS350	GM	11101-76075-71	CH136NA	TOYOTA	E3AE6059	TC351C	FORD	F6TZ6019NA	TC351F	FORD
14081300	OFA262	GM	11181-35050	CO144N	TOYOTA	E4E6266A	CP140	FORD	F77Z6049AA	CH140A	FORD
14082315	HB350B	GM	13500-53J00	TCSR20	TOYOTA	E4AE6059BB	TC232B	FORD	F7ZZ6065AA	HB256A	FORD
14082316	HB350C	GM	13515-37900	CE129N	TOYOTA	E4DT6316A	BA302N	FORD	F7ZZ6065BA	HB256B	FORD
14082317	HB350A	GM	13517-37010	CE129N	TOYOTA	E4FZ6065A	HB098N	FORD	F87E	CH140A	FORD
14082348	OP305L	GM	13571-35010	CE129N	TOYOTA	E4TE9428CB	EN1097	FORD	F87E6059AA	TC351H	FORD
14086098	HB123A	GM	13840A1	OP350M	MERC	E4TZ9426D	EN1097	FORD	F87Z6049AARM	CH140A	FORD
14086099	HB123B	GM	16 54790	SBM350	QKSLVR	E53E9430AC	EN1287	FORD	FOAZ6019A	TC351E	FORD
14090537	TC173B	GM	16-54790	SMB350	MERC	E53E9430AD	EN1287	FORD	HY-1360878	CH122AA	HYSTER
14091554	VC262	GM	17141-19016	EN4AF	TOYOTA	E5AE6059FA	TC351E	FORD	J3243155	CB243N	JEEP
14091675	SBM350	GM	17341T	RLG350	MERC	E5TE6019H	TC300N	FORD	MD020730	HB156A	CHRY
14093634	RLG350	GM	1F2Z6K254AA	TT232A	FORD	E5TZ6019K	TC460N	FORD	MD026520	CH154NA	CHRY
14093638	BL350U	GM	308-296	TC232A	FORD	E5TZ6519B	FSP300N	FORD	MD065959	HB180A	CHRY
14094802	IS173	GM	3514185	FTP034	FORD	E6AE6059AE	TC183A	FORD	MD151968	CH154NA	CHRY
14095094	VC350M	GM	3899675	TCD302	FORD	E6AE6266BA	CP153	FORD	MD192297	CH124NA	CHRY
14101116	RLR350	GM	52331A1	VC350M	MERC	E6AE9430GB	EN1318	FORD	XFZ2-6K254-BA	TT232	FORD
22538711	OFA142	GM	53006826AB	TC488B	CHRY	E6DZ6890A	OFA183	FORD	ZZR010100ROA	CH140A	MAZDA
24502348	TC181G	GM	53020801AC	CH281LN	CHRY	E6SZ6019B	TC351C	FORD			
24505015	HB189C	GM	53020801AC	CH281LN	JEEP	E7AZ6019A	TC351A	FORD			
24573309	HB142A	GM	53020971AF	TC488B	CHRY	E7DE6059FA	TC232C	FORD			
24573310	HB142B	GM	53020983AB	CH226LN	CHRY	E7DZ6965A	HB183A	FORD			
25523327	TS042	GM	53020983AB	CH226LN	JEEP	E7PA6019A	TC351C	FORD			
25525953	HB231B	GM	53020984AB	CH226RN	CHRY	E7TE6059AA	TC351F	FORD			
25527831	HB231A	GM	53020984AB	CH226RN	JEEP	E7TZ6019A	TC351F	FORD			
25532588	TB181	GM	79961T1	VC350M	MERC	E7TZ6519A	FSP300N	FORD			
25539869	HB231C	GM	805930A1	OP350M	MERC	E7ZZ6E008A	TB141N	FORD			
33002920	BA242N	CHRY	8M0046344	CH502A	MERC	E80Z6287A	CE120I	FORD			
33007072	EN1533	CHRY	90105-12092	HB144N	TOYOTA	E8AE6059	TC351E	FORD			
33007075	EN1533	CHRY	90109-10132	HB216N	TOYOTA	E8TE6059	TC460N	FORD			
38577352	BA292N	GM	90110-10006	HB199N	TOYOTA	E8TZ6316B	BA351N	FORD			
53005768	TC242R	CHRY	90201-10344	HB199N	TOYOTA	E9DZ6065A	HB184N	FORD			
53006244	EN1377	CHRY	90344-52003	JPP002	TOYOTA	E9DZ6065D	HB141B	FORD			
53006671	CH318A	CHRY	90344-53008	JPP003	TOYOTA	E9TZ6K282A	TB140N	FORD			
53006705	TC318C	CHRY	90344-53011	JPP003	TOYOTA	EAD6397A / B	BDV8F	FORD			
53010334	CH242NA	JEEP	90345-51006	JPP001	TOYOTA	FOAZ6C515A	RLR302	FORD			
53020196	TC318D	CHRY	90910-02075	HB179N	TOYOTA	F0TZ6890A	OFA244	FORD			
53020802	CH281RN	CHRY	90910-02077	HB206N	TOYOTA	F1AZ6065A	HB280A	FORD			

