

Teacher Workbooks

Science and Nature Series



Chemistry



$$E=mc^2$$



Biology

Human Body

Early Elementary Level - Volume 1

Technology Publishing Company

Teacher Workbooks

Science and Nature Series
Human Body – Beginning Level
Volume 1

© Copyright 2002
Technology Publishing Company
A Division of Technology, Inc.

For additional information, visit us at www.teach-nology.com/publishing

Some images © www.arttoday.com

Table of Contents

Self-Awareness/Trait Awareness.....	1- 6
Color the Eyes (color word recognition)	1
Funny Faces (following directions).....	2
This is Me! (identifying own facial features).....	3
This is Me! (identifying own body characteristics).....	4
Family Search (word search).....	5
When I Go Home... (identifying things that are unique to them at home) ...	6
Five Senses/Sense Organs.....	7- 17
Where are My 5 Senses? (awareness of body parts with functions).....	7
Unscramble My Sense Organs (visual discrimination/spelling).....	8
Unscramble My Senses (visual discrimination/spelling).....	9
Listen to This! (sense function comprehension/number comprehension)	10
Smell This! (comprehension of sense function /number comprehension)	11
Touch This! (comprehension of sense function/number comprehension)	12
Taste This! (comprehension of sense function/number comprehension)	13
Look at This! (sense function comprehension /number comprehension).....	14
Searching for the Senses (word search).....	15
My Favorites! (awareness of senses in regards to own lives).....	16
Classroom Count (awareness of senses in immediate environment).....	17
Food Pyrami d.....	18- 22
Where Do I Belong? (matching foods/food groups/sentence completion)	18
Food Match-Up (foods with food groups/matching columns).....	19
Healthy Food Find (word search).....	20
Who is Hungry? (categorizing foods).....	21
You Decide (food groups with foods/sentence completion).....	22
Community Workers.....	23- 24
Community Worker Hunt (word search).....	23
Who is It? (community worker fill in the blanks).....	24
General Health.....	25- 30
Warm-Up (drawing exercise).....	25
Healthy Me! (word search).....	26
What Could It Be? (using clues/reasoning & deduction).....	27
What is It? (using clues/reasoning & deduction).....	28
I Can Say NO! (drawing).....	29
You Can Do It! (following positional directives).....	30

Name _____

Date _____

Color the Eyes

Color each pair of eyes according to the directions.



blue



green



brown



yellow



brown



orange



purple

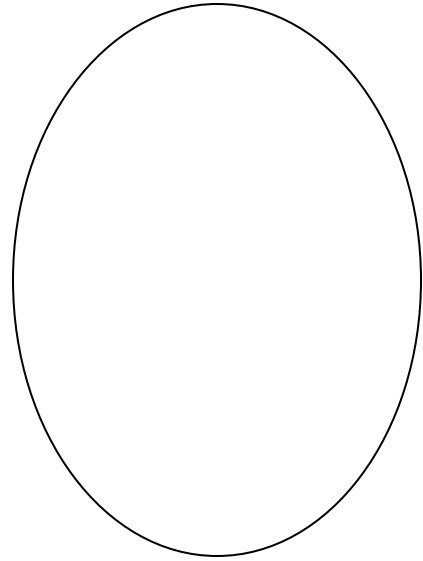
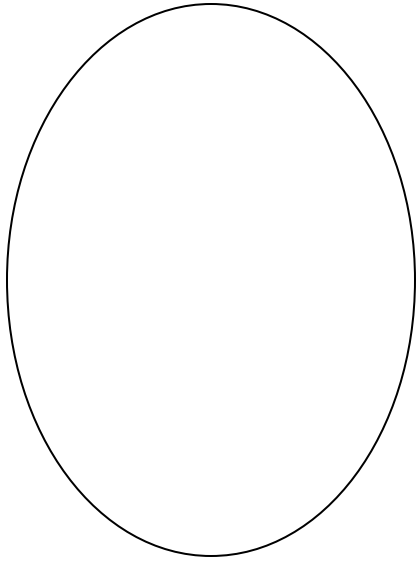


black



blue

Funny Faces!



As you complete each step, put an "X" in the box.

1. Draw brown hair.

2. Draw green eyes.

3. Draw a nose.

4. Draw a smile.

5. Draw 2 ears.

1. Draw blonde hair.

2. Draw blue eyes.

3. Draw a nose.

4. Draw a frown.

5. Draw 2 ears.

Name _____

Date _____

This is me!

Draw a picture of your head.



Fill in the blanks with the correct color.

I have _____ eyes.

I have _____ hair.


I have _____ skin.

Name _____

Date _____

This is me!

Draw a picture of your body.



Fill in the blanks with the correct number.

I have _____ eyes.

I have _____ mouth.

I have _____ ears.

I have _____ arms.

I have _____ nose.

I have _____ legs.

Name _____

Date _____

Family Search

Find and circle these words in the puzzle.

UNCLE

MOTHER

GRANDMOTHER

FATHER

COUSIN

GRANDFATHER

AUNT

FAMILY

SISTER

BROTHER

U	L	U	N	R	R	G	Q	Q	S	T
N	M	Q	T	H	P	R	B	K	I	P
C	O	U	S	I	N	A	R	L	S	O
L	T	F	A	R	N	N	O	O	T	T
E	H	T	M	E	Y	D	T	Y	E	A
E	E	M	H	F	G	P	H	I	R	R
G	R	A	N	D	M	O	T	H	E	R
F	A	T	H	E	R	D	R	J	J	O
F	A	M	I	L	Y	A	G	R	H	T
T	P	E	U	G	H	A	U	N	T	Y
G	R	A	N	D	F	A	T	H	E	R

Name _____

Date _____

When I Go Home...

How many people live with you? _____


List their names:

How many pets do you have? _____


List their names:

What is your favorite toy? _____

Draw a picture of your favorite toy.



Where are My 5 Senses?



1. Color the body parts you hear with blue.
2. Color the body parts you see with red.
3. Color the body parts you smell with purple.
4. Color the body parts you taste with green.
5. Color the body parts you touch with yellow.

Unscramble My Sense Organs

1. m o u t h
t o m u h

2. _____
a r s e

3. _____
y e e s

4. _____
e n s o

5. _____
k i s n

Name _____

Date _____

Unscramble My Senses

1. _____
t o c u h

2. _____
a t s e t

3. _____
g e e s n i

4. _____
e l s l m


5. _____
a i e n h g r

Name _____

Date _____

Listen to This!

Draw 5 things you can hear in the box below.


A large, empty rectangular box with a thin black border, intended for a student to draw five things they can hear.

Name _____

Date _____

Smell This!

Draw 4 things you can smell in the box below.


A large, empty rectangular box with a thin black border, intended for drawing four things that can be smelled.

Name _____

Date _____

Touch This!

Draw 3 things you can touch in the box below.


A large, empty rectangular box with a thin black border, intended for a child to draw three things they can touch.

Name _____

Date _____

Taste This!


Draw 5 things you can taste in the box below.

A large, empty rectangular box with a thin black border, intended for drawing five items that can be tasted.

Name _____ Date _____

Look at This!

Draw 4 things you can see in the box below.



Name _____

Date _____

Searching for the Senses

Find and circle these words in the puzzle.

MOUTH

EARS

EYES

NOSE

SKIN

TOUCH

TASTE

SEEING

SMELL

HEARING

S	N	U	I	P	N	S	B	H	T
M	O	U	T	H	X	E	E	E	O
J	S	N	M	H	J	E	A	A	U
O	E	N	U	F	A	I	R	R	C
S	M	E	L	L	K	N	S	I	H
U	M	R	W	Q	O	G	K	N	O
S	K	I	N	M	A	W	D	G	E
T	N	K	H	G	S	L	P	T	D
T	H	I	G	R	T	S	A	E	H
M	O	P	U	T	E	Y	E	S	Z

My Favorites!

Complete the sentences below.

1. My favorite food is _____.

I taste it with my _____!

2. My favorite exercise is _____.

I feel with my _____!

3. My favorite color is _____.

I see it with my _____!

4. My favorite song is _____.

I hear it with my _____!

5. My favorite smell is _____.

I smell it with my _____!

Name _____

Date _____

Classroom Count

Fill in the blanks with the correct number.

There are _____ boys in the classroom.

There are _____ girls in the classroom.

There are _____ children in the classroom.

There are _____ adults in the classroom.

There are _____ noses in the classroom.

There are _____ ears in the classroom.

There are _____ hands in the classroom.

There are _____ eyes in the classroom.

There are _____ mouths in the classroom.

Where Do I Belong?

Write the name of the food group each food belongs to. Use the word bank below.

1. I am an apple. Where do I belong?

2. I am a muffin. Where do I belong?

3. I am a hamburger. Where do I belong?

4. I am a cucumber. Where do I belong?

5. I am ice cream. Where do I belong?

6. I am a candy bar. Where do I belong?

7. I am green beans. Where do I belong?

8. I am grapes. Where do I belong?

Word Bank:

Fruit

Meat and Poultry

Vegetable

Dairy

Bread and Grains

Fruit

Vegetable

Fats, Oils, and Sweets

Name _____

Date _____

Food Match-Up

Match each food to the correct food group.

Fats, Oils and Sweets

pear

Meat and Poultry

waffle

Fruits

cheese

Vegetables

ham

Bread and Grains

cookie

Dairy

carrot

Name _____

Date _____

Healthy Food Find

Find and circle these words in the puzzle.

LETTUCE

APPLE

BANANA

CARROT

RICE

MILK

YOGURT

CHICKEN

CRACKER

TOMATO

PEAR

WATER

Q	W	A	T	E	R	P	J	B	Y
C	G	Y	Y	M	I	L	K	J	O
H	B	Q	M	G	C	C	D	D	G
I	A	P	P	L	E	R	M	T	U
C	N	J	F	E	A	A	T	O	R
K	A	B	T	T	L	C	T	M	T
E	N	R	W	T	D	K	C	A	D
N	A	T	H	U	F	E	P	T	J
A	D	P	O	C	A	R	R	O	T
P	E	A	R	E	F	U	I	E	Y

Name _____

Date _____

Who is Hungry?

Think of items that belong into each food group. Write your answers on the lines.

Vegetables

Fruits

Meats and Poultry

Dairy

Breads and Grains

Fats, Oils and Sweets

You Decide

Fill in the sentences with a correct answer.

1. Joey likes to eat _____.
(fruit)
2. Sally does not like _____.
(fats, oils and sweets)
3. Raheem likes to eat _____ for breakfast.
(breads and grains)
4. Nicole eats _____ and a peanut butter sandwich.
(vegetable)
5. Tori likes to eat _____ for dessert.
(dairy)
6. Julio's favorite food is _____.
(meat and poultry)

Name _____

Date _____

Community Worker Hunt

Find and circle these words in the puzzle.

DOCTOR

NURSE

TEACHER

POLICE

PRINCIPAL

MAILCARRIER

FIREFIGHTER

DENTIST

M	K	F	I	D	D	D	H	Y	M
A	N	I	V	Y	O	Q	W	W	K
I	P	R	I	N	C	I	P	A	L
L	W	E	Q	U	T	E	O	A	I
C	K	F	B	R	O	O	L	T	D
A	G	I	G	S	R	E	I	Y	E
R	J	G	T	E	A	S	C	G	N
R	Y	H	V	N	B	M	E	X	T
I	Z	T	E	A	C	H	E	R	I
E	U	E	Z	Y	G	E	A	F	S
R	F	R	T	G	T	J	W	S	T

Who is It?

Fill in the blanks with the correct noun. Use the word bank below.

1. The mail carrier delivers the _____.
2. The dentist cleans your _____.
3. The sanitation worker collects the _____.
4. The veterinarian helps your _____.
5. Teachers work in a _____.
6. Fire fighters drive _____.
7. Police officers drive _____.
8. Librarians help you find _____.

Word Bank

police cars

books

teeth

fire engines

school

garbage

mail


pets

Name _____

Date _____

Warm-Up!

Draw a warm-up exercise in the box below.



Name _____

Date _____

Healthy Me!

Find and circle these words in the puzzle.

HELMET

SEATBELT

EAT

COAT

GLASSES

GLOVES

SHOWER

TOOTHBRUSH

T	O	O	T	H	B	R	U	S	H
G	H	H	N	M	G	Y	S	Q	V
E	C	T	H	E	L	M	E	T	K
Q	O	J	D	W	A	U	A	O	I
S	A	Y	P	N	S	V	T	G	P
Z	T	R	P	Q	S	Z	B	Z	X
F	L	M	S	R	E	P	E	A	T
G	L	O	V	E	S	W	L	X	B
P	I	Q	R	C	W	X	T	S	K
S	H	O	W	E	R	G	Y	J	L

Name _____

Date _____


What Could It Be?

Read the clues. Draw a picture of your answer in the box.

I have a handle.

I have bristles.


I keep your teeth clean.



I look like a hat.

I fit on your head.

I keep your head safe.



Name _____

Date _____


What is It?

Read the clues. Draw a picture of your answer in the box.

I feel like lotion.

You need me outside in the sun.

I keep your skin safe.



I am in cars, vans and buses.

I fit on your lap.

I keep your body safe.




Name _____


Date _____

I Can Say NO!

Draw a picture of yourself saying NO! to drugs.



Draw a picture of yourself having fun!



Name _____

Date _____

You Can Do It!

1. Draw a face in the middle of the box.
2. Draw a fruit on the left side of the box.
3. Draw a vegetable on the bottom of the box.
4. Write your name at the top of the box.
5. Draw a toy on the right side of the box.

