

TECHNICAL MANUAL
UNIT, DIRECT SUPPORT
AND GENERAL SUPPORT
MAINTENANCE PARTS LIST

FOR

HYDRAULIC EXCAVATOR
JOHN DEERE
MODEL 330LCR
NSN 3805-01-463-0805

DISTRIBUTION STATEMENT A - Approved for public release; distribution is unlimited.

Reproduced by permission of Deere & Company, Moline, IL © 2000.
All rights reserved.

HEADQUARTERS, DEPARTMENT OF THE ARMY

15 FEBRUARY 2000

TM 5-3805-281-24P

INSERT LATEST UPDATED PAGES. DESTROY SUPERSEDED DATA

LIST OF EFFECTED PAGES

Note: The portion of text or illustration effected by the updates is indicated by a vertical line in the outer margins of the page. Updates to wiring diagrams are indicated by shaded areas.

Dates of issue for original and updated pages are:

Original .. 0 .. 15 February 2000

TOTAL NUMBER OF PAGES IS 576 CONSISTING OF THE FOLLOWING:

Page No.	*Revision No.	Page No.	*Revision No.	Page No.	*Revision No.
Title.....	0	0419-2, 0419-3	0	1821-2 – 1821-9.....	0
A	0	0420-2, 0420-3	0	1830-2 – 1830-39.....	0
B blank.....	0	0422-2 – 0422-4	0	1910-2 – 1910-35.....	0
i – iii	0	0423-1 – 0423-3	0	1913A-2, 1913A-3	0
iv blank	0	0429-2 – 0429-6	0	1913B-2, 1913B-3	0
I-1 – I-21	0	0433-1, 0433-2	0	2002-2, 2002-3.....	0
0130-1 – 0130-17	0	0452-1 – 0452-3	0	2004A-2, 2004A-3	0
0260-2 – 0260-23	0	0505-2 – 0505-11	0	2005A-2, 2005A-3	0
0400-2 – 0400-4	0	0510-2 – 0510-11	0	2013B-2, 2013B-3	0
0401-1 – 0401-4	0	0515-2 – 0515-7	0	2160-2 – 2160-21	0
0402-1 – 0402-5	0	0520-2 – 0520-5	0	2163B-2.....	0
0403-2, 0403-3	0	0530-2, 0530-3	0	3301-1	0
0404-2 – 0404-8	0	0560-2 – 0560-7	0	3302 – 3302-45	0
0407-1 – 0407-9	0	1320-2, 1320-3	0	3315-2 – 3315-21	0
0409-2 – 0409-4	0	1369-2 – 1369-5	0	3340-2, 3340-3.....	0
0410-1	0	1671A-2, 1671A-3.....	0	3344-2, 3344-3.....	0
0413-2 – 0413-11	0	1673A-2 – 1673A-7.....	0	3360-2 – 3360-91.....	0
0414-2, 0414-3	0	1674-2 – 1674-29	0	4151-2 – 4151-5.....	0
0416-2, 0416-3	0	1740-2 – 1740-11	0	4360-2 – 4360-8.....	0
0417-2, 0417-3	0	1801A-2, 1801A-3.....	0	II-1 – II-20.....	0
0418-2, 0418-3	0	1810-2 – 1810-43	0		

*Zero in this column indicates an original page.

BLANK

UNIT, DIRECT SUPPORT
AND GENERAL SUPPORT MAINTENANCE PARTS LIST

HYDRAULIC EXCAVATOR
JOHN DEERE
MODEL 330LCR
NSN 3805-01-463-0805

REPORTING ERRORS AND RECOMMENDING IMPROVEMENTS

You can help improve this publication. If you find any mistakes or if you know of a way to improve the procedures, please let us know. Submit your DA Form 2028-2 (Recommended Changes to Equipment Technical Publications), through the Internet, on the Army Electronic Product Support (AEPS) website. The Internet address is <http://aeprs.ria.army.mil>. If you need a password, scroll down and click on "ACCESS REQUEST FORM". The DA Form 2028 is located in the ONLINE FORMS PROCESSING section of the AEPS. Fill out the form and click on SUBMIT. Using this form on the AEPS will enable us to respond quicker to your comments and better manage the DA Form 2028 program. You may also mail, fax or email your letter, DA Form 2028, or DA Form 2028-2 direct to: Commander, U.S. Army Tank-automotive and Armaments Command, ATTN: AMSTA-LC-CI, Rock Island, IL 61299-7630. The email address is amsta-lc-ci@ria.army.mil. The fax number is DSN 793-0726 or Commercial (309) 782-0726.

Distribution Statement A: Approved for public release: distribution is unlimited.

TABLE OF CONTENTS

	Page		Page
Introduction	I-1	Section 0402	
		Engine Continued	0402-1
Section 0130		Section 0403	
Wheels, Tires, Tracks	0130-1	Engine Continued	0403-2
Section 0260		Section 0404	
Axles and Suspension Systems	0260-2	Engine Continued	0404-2
Section 0400		Section 0407	
Engine	0400-2	Engine Continued	0407-1
Section 0401		Section 0409	
Engine Continued	0401-1	Engine Continued	0409-2

	Page		Page
Section 0410		Section 1369	
Engine Continued	0410-1	Miscellaneous Vehicle Continued.....	1369-2
Section 0413		Section 1671A	
Engine Continued	0413-2	Electrical System	1671A-2
Section 0414		Section 1673A	
Engine Continued	0414-2	Electrical System Continued.....	1673A-2
Section 0416		Section 1674	
Engine Continued	0416-2	Electrical System Continued.....	1674-2
Section 0417		Section 1740	
Engine Continued	0417-2	Frame, Chassis or Supporting Structure.....	1740-2
Section 0418		Section 1801A	
Engine Continued	0418-2	Operators Station.....	1801A-2
Section 0419		Section 1810	
Engine Continued	0419-2	Operators Station Continued.....	1810-2
Section 0420		Section 1821	
Engine Continued	0420-2	Operators Station Continued.....	1821-2
Section 0422		Section 1830	
Engine Continued	0422-2	Operators Station Continued.....	1830-2
Section 0423		Section 1910	
Engine Continued	0423-1	Sheet Metal and Styling	1910-2
Section 0429		Section 1913A	
Engine Continued	0429-2	Sheet Metal and Styling Continued.....	1913A-2
Section 0433		Section 1913B	
Engine Continued	0433-1	Sheet Metal and Styling Continued.....	1913B-2
Section 0452		Section 2002	
Engine Continued	0452-1	Safety, Convenience and Miscellaneous	2002-2
Section 0505		Section 2004A	
Engine Auxiliary System	0505-2	Safety, Convenience and Miscellaneous Continued	2004A-2
Section 0510		Section 2005A	
Engine Auxiliary System Continued....	0510-2	Safety, Convenience and Miscellaneous Continued	2005A-2
Section 0515		Section 2013B	
Engine Auxiliary System Continued....	0515-2	Safety, Convenience and Miscellaneous Continued	2013B-2
Section 0520		Section 2160	
Engine Auxiliary System Continued....	0520-2	Vehicle Main Hydraulic System	2160-2
Section 0530		Section 2163B	
Engine Auxiliary System Continued....	0530-2	Vehicle Main Hydraulic System Continued	2163B-1
Section 0560			
Engine Auxiliary System Continued....	0560-2		
Section 1320			
Miscellaneous Vehicle	1320-2		

Section 3301

Excavator 3301-1

Section 3302

Excavator Continued..... 3302-2

Section 3315

Excavator Continued..... 3315-2

Section 3340

Excavator Continued..... 3340-2

Section 3344

Excavator Continued..... 3344-2

Section 3360

Excavator Continued..... 3360-2

Section 4151

Miscellaneous Function Mechanical
Drive..... 4151-2


Section 4360

Swing, Rotation or Pivoting System 4360-2

BLANK

INTRODUCTION AND CUSTOMER INFORMATION

TP66767 -UN-27OCT99



TP66767

*LEFT-HAND SIDE VIEW OF JOHN DEERE 330LCR EXCAVATOR
(MANUFACTURED 1999-)*

TO THE CUSTOMER

THE PART NUMBERS IN THIS PARTS CATALOG WERE CORRECT AT THE TIME YOUR CATALOG WAS PUBLISHED. IT IS OUR POLICY TO CONSTANTLY IMPROVE OUR MACHINES AND, THEREFORE, PART NUMBERS MAY CHANGE. WHEN ORDERING PARTS, VERIFY PART NUMBERS THROUGH YOUR DEALER'S MICROFICHE WHICH IS UP-TO-DATE.

(SPECIFICATIONS AND DESIGN SUBJECT TO CHANGE WITHOUT NOTICE.)

SERIAL NUMBER LOCATIONS

EACH 330LCR EXCAVATOR HAS EIGHT SERIAL NUMBER PLATES:

A PRODUCT IDENTIFICATION NUMBER PLATE, AN ENGINE SERIAL NUMBER PLATE, A HYDRAULIC PUMP SERIAL NUMBER PLATE, A LEFT-HAND PROPEL MOTOR SERIAL NUMBER PLATE, A RIGHT-HAND PROPEL MOTOR SERIAL NUMBER PLATE, TWO SWING MOTOR SERIAL NUMBER PLATES AND A CONTROL VALVE SERIAL NUMBER PLATE.

THE PRODUCT IDENTIFICATION PLATE IS LOCATED ON THE RIGHT-HAND SIDE FRAME NEAR THE FRONT SUPPORT.

THE ENGINE SERIAL NUMBER PLATE IS LOCATED ON THE RIGHT SIDE OF THE CYLINDER BLOCK NEAR THE FUEL INJECTION PUMP.

THE HYDRAULIC PUMP SERIAL NUMBER PLATE IS LOCATED NEAR THE FRONT OF THE HYDRAULIC PUMP.

THE SWING MOTOR SERIAL NUMBER PLATE IS LOCATED ON THE TOP OF THE SWING MOTOR.

THE PROPEL MOTOR SERIAL NUMBER PLATE IS LOCATED ON THE REAR OF THE PROPEL MOTOR.

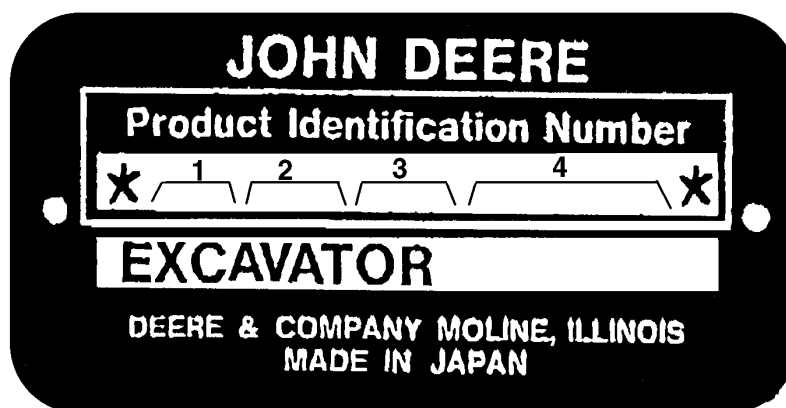
THE CONTROL VALVE SERIAL NUMBER PLATE IS LOCATED ON THE UPPER LEFT-HAND SIDE OF THE CONTROL VALVE.

LEFT SIDE, RIGHT SIDE, FRONT AND REAR OF THE EXCAVATOR ARE VIEWED BY FACING IN THE DIRECTION OF THE EXCAVATOR FORWARD TRAVEL.

IF PRODUCT IDENTIFICATION NUMBERS OR SERIAL NUMBERS ARE REQUIRED FOR WARRANTY CLAIMS OR CORRESPONDENCE PERTAINING TO THIS PRODUCT. IT IS EXTREMELY IMPORTANT THAT ALL CHARACTERS BE FURNISHED. THIS POINT CANNOT BE OVEREMPHASIZED.

PRODUCT IDENTIFICATION NUMBER

TP49457 -UN-28AUG96



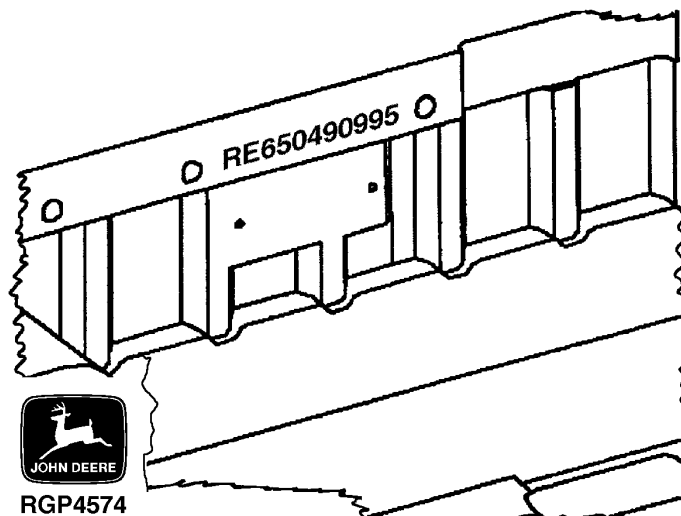
TP49457

- | | |
|---------------------------------------|-------------------------|
| 1. DESIGNATES EXCAVATOR MANUFACTURER | FF - JOHN DEERE-HITACHI |
| 2. DESIGNATES EXCAVATOR MODEL | '330LCR |
| 3. DESIGNATES EXCAVATOR CONFIGURATION | E |
| 4. DESIGNATES EXCAVATOR SERIAL NUMBER | 000000 |
| 5. DESIGNATES UNIT TYPE | EXCAVATOR |

SHORT BLOCK SERIAL NUMBER IDENTIFICATION

(6081) (EXAMPLE SHOWN)

RGP4574 -UN-02OCT95



SERIAL NUMBER STAMPED INTO CASTING OF BLOCK NEAR PREVIOUS SERIAL NUMBER PLATE.

EXAMPLE: RE650490995

- | | |
|-----------------------------------|---------|
| 1. DESIGNATES SERVICE PART NUMBER | RE65049 |
| 2. DESIGNATES MONTH ASSEMBLED | 09 |
| 3. DESIGNATES YEAR ASSEMBLED | 95 |

TWO LINE BAR CODED ENGINE SERIAL NUMBER PLATE
(LOCATED ON STARTER SIDE OF ENGINE)

RGP4928 -UN-25JUL97



FIRST LINE

DEFINES

RG - WATERLOO ENGINE WORKS

DESIGNATES ENGINE MANUFACTURER.

6

DESIGNATES NUMBER OF CYLINDERS.

081 (8.1 LITERS)

DESIGNATES LITER DISPLACEMENT.

H - AIR-TO-AIR

DESIGNATES TYPE OF AIR INTAKE SYSTEM.

T

DESIGNATES DUBUQUE VEHICLE.

XXXXXX

DESIGNATES ENGINE SERIAL NUMBER.

SECOND LINE

APPLICATION

6081HT001

' 330LCR EXCAVATOR

SERIAL NUMBER LISTING INFORMATION

SERIAL NUMBER INFORMATION IS LISTED TO SHOW ON WHICH MACHINES EACH PART CAN BE USED; FOR EXAMPLE:

- THE PART CAN BE USED ON ALL MACHINES.
- 000000- THE PART CAN BE USED ON ALL MACHINES BEGINNING WITH THE SERIAL NUMBER LISTED.
- 000000 THE PART CAN BE USED ON ALL MACHINES UP TO AND INCLUDING THE SERIAL NUMBER LISTED.
- 000000-000000 THE PART CAN BE USED ON ALL MACHINES BETWEEN AND INCLUDING THE SERIAL NUMBERS LISTED.

WHEN XXXXXX'S ARE LISTED IN PLACE OF A SERIAL NUMBER, A SERIAL NUMBER CHANGE WAS MADE BUT THE EXACT SERIAL NUMBER WAS NOT AVAILABLE WHEN THE CATALOG WAS PRODUCED.

DIRECTION ARROW

ARROWS ARE USED WITH ILLUSTRATIONS TO INDICATE THE FRONT OF THE UNIT. "RIGHT-HAND" AND "LEFT-HAND" SIDES OF THE LOADER OR TRACTOR PARTS ARE DETERMINED BY FACING IN THE DIRECTION OF MACHINE FORWARD TRAVEL

EXCEPTION: FOR ALL BACKHOE PARTS, "RIGHT-HAND" AND "LEFT-HAND" SIDES, "FRONT" AND "REAR" ARE DETERMINED WHEN SEATED FOR BACKHOE OPERATION.

BOX-ENCLOSED ILLUSTRATIONS

A KEY NUMBER, SHOWN IN THE PARTS LIST, IS ASSIGNED TO A BOX ENCLOSING ALL PARTS SOLD AS A SERVICE ASSEMBLY.

BOLT AND CAP SCREW STRENGTH IDENTIFICATION

BOLTS AND CAP SCREWS REQUIRED TO HAVE HIGH-STRENGTH QUALITIES EQUIVALENT TO SAE GRADE 8 ARE IDENTIFIED THROUGHOUT THIS CATALOG BY THE DESCRIPTION HS SAE 8. ALL STANDARD BOLTS AND CAP SCREWS ARE SAE GRADE 5 OR LOWER.

COMPLETE GOODS LISTINGS

COMPLETE GOODS ARE LISTED IN BOLD FACE TYPE. ORDER SEPARATELY. DO NOT INCLUDE ON REPLACEMENT PARTS ORDER.

SI UNITS OF MEASURE

METRIC DIMENSIONS ARE GIVEN, WHERE APPLICABLE, THROUGHOUT THIS PARTS CATALOG.

ORDERING PARTS FOR THE HYDRAULIC EXCAVATOR (HYEX) TYPE III

1. MILSTRIP requisitioning through Direct Vendor Delivery (DVD):

Submit a requisition using the normal MILSTRIP process. The CAGE Codes for John Deere, Indeco, Ingersoll-Rand and Montebert are listed below with the section of the parts manual to which each apply. The CAGE Code must be input along with the desired part number. The part numbers contained in the HYEX parts manual cross-reference to NSNs in FEDLOG. The requisition will be processed electronically through DLA or TACOM. Delivery of parts to units located within CONUS will be shipped directly to the originator. Delivery of parts to OCONUS locations will be shipped to the appropriate CONUS Containerization/Consolidation Point (CCP) for trans-shipment on military vessel/aircraft to the OCONUS-based CCP.

2. MILSTRIP requisitioning through wholesale system:

Submit a requisition using the normal MILSTRIP process. The CAGE Code must be input along with the desired part number. The part numbers contained in the HYEX parts manual cross-reference to NSNs in FEDLOG. If there is stock in the wholesale system, the part will be shipped from a DLA supply depot.

3. Local Purchase:

Parts can be purchased from the local dealer using the IMPAC card.

4. Phone or E-Mail:

Units can also telephone in requisitions directly to TACOM (DSN 786-6474/COMM (810) 574-6474 or DSN 786-6303/COMM (810) 574-6303). For further assistance, you can email TACOM Weapon System Manager, Harriet Stewart (stewarth@tacom.army.mil) or Maintenance System Manager, Geri Padden (paddeng@tacom.army.mil).

5. TM Section CAGE Code:

When ordering part for the John Deere Model 330 LCR Excavator use the following CAGE Codes with the required part number illustrated in this manual.

Section	Nomenclature	Manufacture	CAGE Code
Section 0130	Tracks	John Deere	1J955
Section 0260	Suspension	John Deere	1J955
Section 0400-0452	Engine	John Deere	1J955
Section 0505-0560	Engine Auxiliary Sys	John Deere	1J955
Section 1320-1369	Miscellaneous Veh.	John Deere	1J955
Section 1671A-1674	Electrical Sys	John Deere	1J955
Section 1740	Frame/Support Struc.	John Deere	1J955
Section 1801A-1830	Operator's Station	John Deere	1J955
Section 1910-1919	Sheet Metal Styling	John Deere	1J955
Section 2002-2013B	Safety, Convenience	John Deere	1J955
Section 2160-2163B	Vehicle Main Hydraulic	John Deere	1J955
Section 3301	Excavator	John Deere	1J955
Section 3302	Breaker Attachment	Indeco	1N0L6
Section 3315-3360	Excavator	John Deere	1J955
Section 4151	Miscellaneous Function Mech. Drive	John Deere	1J955
Section 4360	Swing Rotation & Pivot	John Deere	1J955

ALPHABETICAL INDEX

GRID	PAGE	GRID	PAGE
A			
1E16	ADAPTER, OIL COOLER.....	0419 - 2	
1E17	ADAPTER, OIL COOLER BYPASS.....	0419 - 3	
1F3	ADJUSTABLE FAN DRIVE	0429 - 4	
1B7	ADJUSTER	0130 - 10	
2C23	ADJUSTER, SEAT	1821 - 2	
2D1	ADJUSTER, SEAT STAND	1821 - 4	
2E17	AIR CIRCULATING FAN	1830 - 38	
1G15	AIR CLEANER	0520 - 2	
1G17	AIR CLEANER PIPING TO ENGINE.....	0520 - 4	
1G17	AIR CLEANER SUPPORT.....	0520 - 4	
2D20	AIR CONDITIONER PIPING (UNIT, ENGINE).....	1830 - 16	
2D16	AIR CONDITIONER (COMPRESSOR, CONDENSER, AND TANK INSTALLATIONS).....	1830 - 12	
2E3	AIR CONDITIONER BLOWER COMPONENTS	1830 - 24	
2D24	AIR CONDITIONER COMPONENTS.....	1830 - 20	
2E1	AIR CONDITIONER COMPONENTS (RELAY, FILTER, BLOWER)	1830 - 22	
2D16	AIR CONDITIONER COMPRESSOR BELT	1830 - 12	
2D22	AIR CONDITIONER COMPRESSOR COMPONENTS	1830 - 18	
2D16	AIR CONDITIONER COMPRESSOR PIPING TO CONDENSER.....	1830 - 12	
2D16	AIR CONDITIONER COMPRESSOR PULLEY	1830 - 12	
2D16	AIR CONDITIONER CONDENSER PIPING TO COMPRESSOR	1830 - 12	
2D16	AIR CONDITIONER CONDENSOR PIPING TO TANK	1830 - 12	
2E7	AIR CONDITIONER CONTROLLER	1830 - 28	
2D14	AIR CONDITIONER DUCT	1830 - 10	
2E11	AIR CONDITIONER DUCT	1830 - 32	
2E5	AIR CONDITIONER HOUSING UNIT COMPONENTS.....	1830 - 26	
2D18	AIR CONDITIONER PIPING (UNIT, TANK, COMPRESSOR).....	1830 - 14	
2D18	AIR CONDITIONER PIPING TO COMPRESSOR.....	1830 - 14	
2D20	AIR CONDITIONER PIPING TO ENGINE.....	1830 - 16	
2D18	AIR CONDITIONER PIPING TO RECEIVING TANK	1830 - 14	
2D14	AIR CONDITIONER SYSTEM (CONTROLLER, WIRE HARNES, AIR DUCT, MOUNTING)	1830 - 10	
2D16	AIR CONDITIONER TANK PIPING TO CONDENSOR	1830 - 12	
2D16	AIR CONDITIONER VAPOR CONDENSER	1830 - 12	
2E5	AIR CONDITIONING BOX	1830 - 26	
2D14	AIR CONTIONER MOUNTING	1830 - 10	
1F23	AIR COOLER	0510 - 2	
1G3	AIR COOLER PLENUM	0510 - 6	
2E9	AIR DUCT	1830 - 30	
2D14	AIR DUCT, AIR CONDITIONER	1830 - 10	
2E15	AIR DUCT, AIR CONDITIONING.....	1830 - 36	
2D6	AIR DUCT, HEATER	1830 - 2	
1H14	AIR FILTER RESTRICTION INDICATOR LIGHT	1674 - 4	
1G15	AIR RESTRICTION INDICATOR	0520 - 2	
1H14	ALARM, BACKUP	1674 - 4	
1I3	ALARM, MOTION.....	1674 - 18	
2G17	ALARM, OVERLOAD	2004A - 2	
1E23	ALTERNATOR	0423 - 1	
1E24	ALTERNATOR ADJUSTING STRAP	0423 - 2	
1H14	ALTERNATOR LIGHT	1674 - 4	
1E23	ALTERNATOR PULLEY AND HARDWARE	0423 - 1	
1E24	ALTERNATOR SUPPORT	0423 - 2	
1E5	ANEROID ACTIVATOR, HYDRAULIC.....	0413 - 8	
2B9	ANTENNA, RADIO	1810 - 6	
1F21	ARCTIC START KIT.....	0505 - 10	
3D5	ARM ASSEMBLY, SHORT 2.66M.....	3340 - 2	
3G9	ARM CYLINDER.....	3360 - 74	
3F3	ARM IN PRESSURE SWITCH.....	3360 - 44	
3D5	ARM, SHORT, 2.66M.....	3340 - 2	
2B9	ARM, WINDSHIELD WIPER	1810 - 6	
2C23	ARMREST, SEAT	1821 - 2	
1D1	ARMS, ROCKER	0402 - 4	
2C5	ASHTRAY	1810 - 26	
1I13	ATTACHMENT MODE KIT.....	1674 - 28	
1H14	AUTO IDLE INDICATOR	1674 - 4	
3G15	AUXILIARY ELECTRIC FOOT SWITCH	3360 - 80	
3G13	AUXILIARY ELECTRIC HAND CONTROLLER.....	3360 - 78	
3H4	AUXILIARY FRONT DRIVE	4151 - 2	
3H6	AUXILIARY FRONT DRIVE	4151 - 4	
3G19	AUXILIARY HYDRAULIC PLUMBING	3360 - 84	
3G21	AUXILIARY SPOOL CONTROL W/FLOW CONTROL KIT	3360 - 86	
1B5	AXEL, FRONT IDLER	0130 - 8	
1B11	AXLE, LOWER ROLLER	0130 - 14	
B			
1H14	BACKUP ALARM	1674 - 4	
2B21	BARS, WINDOW	1810 - 18	
1E18	BASE, FUEL FILTER	0420 - 2	
1E20	BASE, FUEL FILTER	0422 - 2	
1D14	BASE, OIL FILTER.....	0407 - 4	
1H20	BATTERY	1674 - 10	
1H20	BATTERY BOOSTER CABLES	1674 - 10	
1H20	BATTERY RELAY.....	1674 - 10	
1H20	BATTERY WIRE HARNESS	1674 - 10	
1C21	BEARING KIT, UNDERSIZED MAIN BEARING CRANKSHAFT	0401 - 3	
1J8	BEARING, SWING	1740 - 8	
1C20	BEARING, THRUST	0401 - 2	
1C20	BEARINGS, MAIN.....	0401 - 2	
1E24	BELT TENSIONER.....	0423 - 2	
2D16	BELT, AIR CONDITONER COMPRESSOR	1830 - 12	
1F5	BELT, FAN	0429 - 6	
2D3	BELT, SEAT	1821 - 6	
2D5	BELT, SEAT, RETRACTABLE (76MM (3") WIDE).....	1821 - 9	
2E17	BLADE, AIR CIRCULATING FAN	1830 - 38	
2E17	BLADE, DEFROSTER FAN	1830 - 38	
2B9	BLADE, WINDSHIELD WIPER	1810 - 6	
1D7	BLOCK, SHORT	0404 - 4	
2E17	BLOWER, AIR CIRCULATING FAN	1830 - 38	
2E1	BLOWER, AIR CONDITIONER	1830 - 22	
2E3	BLOWER, AIR CONDITIONER COMPONENTS.....	1830 - 24	
2E17	BLOWER, DEFROSTER FAN	1830 - 38	
1D20	BOLTS, CYLINDER HEAD.....	0409 - 2	
3D7	BOOM	3344 - 2	
3D23	BOOM BOTTOM PIPINGS.....	3360 - 16	
3G23	BOOM CYLINDER LOAD LOWERING VALVE KIT	3360 - 88	
3H1	BOOM CYLINDER LOAD LOWERING VALVE KIT	3360 - 90	
3D15	BOOM CYLINDER PIPINGS TO CONTROL VALVE	3360 - 8	
3G7	BOOM CYLINDER, LEFT.....	3360 - 72	
3G5	BOOM CYLINDER, RIGHT	3360 - 70	
1I18	BOOM LIGHTS.....	1673A - 2	
3F21	BOOM PIPING	3360 - 62	
3D17	BOOM PIPINGS TO CONTROL VALVE	3360 - 10	
3F3	BOOM UP PRESSURE SWITCH	3360 - 44	
1H20	BOOSTER CABLES, BATTERY	1674 - 10	
3C9	BOOT, CONTROL LEVER.....	3315 - 2	
2G23	BOX, STORAGE, VANDAL PROTECTION	2013B - 3	
1G19	BRACE, MUFFLER.....	0530 - 2	
2D16	BRACKET, AIR CONDITIONER COMPRESSOR	1830 - 12	
1C17	BRACKET, ENGINE	0400 - 2	
1D18	BRACKET, ENGINE OIL DIPSTICK TUBE	0407 - 8	
1H1	BRACKET, FUEL FILTER WATER SEPARATOR	0560 - 6	

ALPHABETICAL INDEX - CONTINUED

GRID		PAGE	GRID		PAGE
1E7	BRACKET, FUEL SHUT-OFF	0413 - 10	2G19	CAN MOUNT, DECONTAMINATION.....	2005A - 2
3B8	BRACKET, HAMMER.....	3301 - 1	1G21	CAP, FILLER, FUEL TANK	0560 - 2
1G19	BRACKET, MUFFLER	0530 - 2	1G7	CAP, RESERVE WATER TANK	0510 - 10
1B24	BRAKE RELIEF VALVE, PROPEL MOTOR	0260 - 10	1D5	CAPS, MAIN BEARING	0404 - 2
1B24	BRAKE RELIEF VALVE, TRAVEL MOTOR	0260 - 10	2D6	CAR HEATER.....	1830 - 2
1B22	BRAKE VALVE.....	0260 - 8	2D8	CAR HEATER COMPONENTS	1830 - 4
1B24	BRAKE VALVE COMPONENTS	0260 - 10	3B21	CAST LIP BUCKET, SEVERE DUTY, TOOTH ASSEMBLY.....	3302 - 14
3C8	BREAKER, IMPACT, HYDRAULIC	3302 - 26	2C1	CATCH, CAB DOOR	1810 - 22
3G11	BUCKET CYLINDER	3360 - 76	1C5	CENTER JOINT	0260 - 16
3D5	BUCKET CYLINDER WITH SHORT ARM ASSEMBLY 2.66M	3340 - 2	1B16	CENTER JOINT ATTACHMENTS	0260 - 2
3D5	BUCKET LINKAGE, SHORT ARM ASSEMBLY 2.66M	3340 - 2	3D21	CENTER JOINT PIPINGS TO CONTROL VALVE	3360 - 14
3C3	BUCKET PIN-UP DATA	3302 - 20	3D13	CENTER JOINT PIPINGS TO RETURN PIPINGS.....	3360 - 6
3C5	BUCKET PIN-UP DATA	3302 - 23	3F1	CENTER JOINT PIPINGS TO SOLENOID VALVE	3360 - 42
3C7	BUCKET PIN-UP DATA	3302 - 25	1C9	CENTER JOINT PIPINGS TO TRAVEL DEVICE	0260 - 20
3B9	BUCKET, GENERAL PURPOSE	3302 - 2	1C7	CENTER JOINT SUPPORT	0260 - 18
3B11	BUCKET, GENERAL PURPOSE	3302 - 4	1B13	CHAIN, TRACK.....	0130 - 16
3B13	BUCKET, GENERAL PURPOSE, TEETH.....	3302 - 6	1F23	CHARGE AIR COOLER	0510 - 2
3B15	BUCKET, GENERAL PURPOSE, TEETH.....	3302 - 8	2C5	CIGAR LIGHTER	1810 - 26
3B17	BUCKET, HEAVY DUTY, TOOTH ASSEMBLY	3302 - 10	1J8	CIRCLE, SWING BEARING.....	1740 - 8
3B19	BUCKET, HEAVY DUTY, TOOTH ASSEMBLY	3302 - 12	1H14	CIRCUIT BOARD, MONITOR	1674 - 4
3B10	BUCKET, ROCK.....	3302 - 3	1G15	CLEANER, AIR.....	0520 - 2
3B21	BUCKET, SEVERE DUTY CAST LIP, TOOTH ASSEMBLY.....	3302 - 14	1G17	CLEANER, AIR, SUPPORT	0520 - 4
3B23	BUCKET, SEVERE DUTY PLATE LIP, TOOTH ASSEMBLY.....	3302 - 16	1F13	COLD WEATHER STARTING AID	0505 - 2
1C23	BUSHING, CAMSHAFT	0402 - 1	2D16	COMPRESSOR BELT, AIR CONDITIONER.....	1830 - 12
1D5	BUSHING, CAMSHAFT	0404 - 2	2D18	COMPRESSOR PIPING TO AIR CONDITIONER.....	1830 - 14
3C9	BUTTON, HORN.....	3315 - 2	2D16	COMPRESSOR PULLEY, AIR CONDITIONER	1830 - 12
1I3	BUZZER, MOTION ALARM	1674 - 18	2D16	COMPRESSOR WIRE HARNESS, AIR CONDITIONER	1830 - 12
1H14	BUZZER, WARNING	1674 - 4	2D16	COMPRESSOR, AIR CONDITIONER	1830 - 12
1E17	BYPASS TUBES, OIL COOLER	0419 - 3	2D22	COMPRESSOR, AIR CONDITIONER COMPONENTS	1830 - 18
1D14	BYPASS VALVE, OIL FILTER.....	0407 - 4	2E7	COMPUTER, AIR CONDITIONER CONTROLLER.....	1830 - 28
C					
2B7	CAB.....	1810 - 4	2D16	CONDENSER BRACKET	1830 - 12
2C3	CAB COMPONENTS	1810 - 24	2D16	CONDENSER, AIR CONDITIONER	1830 - 12
2C1	CAB COMPONENTS (DOOR CATCH)	1810 - 22	1D4	CONNECTING RODS	0403 - 3
2B13	CAB COMPONENTS (DOOR).....	1810 - 10	1E3	CONNECTORS, FUEL INJECTION PUMP HOUSING.....	0413 - 6
2B15	CAB COMPONENTS (DOOR).....	1810 - 12	1I5	CONNECTORS, WEATHERPACK.....	1674 - 20
2B17	CAB COMPONENTS (FRONT)	1810 - 14	2C17	CONSOLE.....	1810 - 38
2B19	CAB COMPONENTS (FRONT)	1810 - 16	2C19	CONSOLE COVER.....	1810 - 40
2B21	CAB COMPONENTS (RIGHT SIDE).....	1810 - 18	2C21	CONSOLE COVER.....	1810 - 42
2B23	CAB COMPONENTS (TOP HATCH).....	1810 - 20	3D3	CONSOLE COVER.....	3315 - 20
2B11	CAB COMPONENTS (TOP, LEFT SIDE, REAR).....	1810 - 8	3G21	CONTROL KIT, W/FLOW, AUXILIARY SPOOL	3360 - 86
2B9	CAB COMPONENTS (WINDSHIELD WIPER, DOME LIGHT, RADIO ANTENNA, RADIO SPEAKER)	1810 - 6	3C9	CONTROL LEVER	3315 - 2
2C13	CAB FLOOR PARTS	1810 - 34	3C15	CONTROL LEVER, PROPEL.....	3315 - 8
2C5	CAB INSIDE RIGHT COVER.....	1810 - 26	3E1	CONTROL VALVE	3360 - 18
1I20	CAB LIGHTS.....	1673A - 4	3E5	CONTROL VALVE (COMPONENTS)	3360 - 22
2B5	CAB MOUNTING	1810 - 2	3E7	CONTROL VALVE (COMPONENTS)	3360 - 24
2G8	CAB SCREEN, FRONT UPPER	1913A - 2	3E9	CONTROL VALVE (COMPONENTS)	3360 - 26
2B11	CAB TOP, HEADLINER	1810 - 8	3E11	CONTROL VALVE (COMPONENTS)	3360 - 28
1H20	CABLE, BATTERY	1674 - 10	3E13	CONTROL VALVE (COMPONENTS)	3360 - 30
1G9	CABLE, ENGINE CONTROL	0515 - 2	3E15	CONTROL VALVE (COMPONENTS)	3360 - 32
1F19	CABLE, HEATER	0505 - 8	2H19	CONTROL VALVE PIPING TO PUMP	2160 - 18
1F20	CABLE, HEATER	0505 - 9	3D17	CONTROL VALVE PIPINGS TO BOOM	3360 - 10
2D10	CABLE, HEATER CONTROLLER	1830 - 6	3D23	CONTROL VALVE PIPINGS TO BOOM BOTTOM	3360 - 16
1C23	CAMSHAFT.....	0402 - 1	3D15	CONTROL VALVE PIPINGS TO BOOM CYLINDER	3360 - 8
1C23	CAMSHAFT BUSHING.....	0402 - 1	3D21	CONTROL VALVE PIPINGS TO CENTER JOINT	3360 - 14
1D5	CAMSHAFT BUSHING.....	0404 - 2	3F3	CONTROL VALVE PIPINGS TO FLOW CONTROL VALVE	3360 - 44
1C23	CAMSHAFT FOLLOWER.....	0402 - 1	3F5	CONTROL VALVE PIPINGS TO FLOW CONTROL VALVE	3360 - 46
1D1	CAMSHAFT FOLLOWER.....	0402 - 4	3D9	CONTROL VALVE PIPINGS TO LOWER OIL TANK.....	3360 - 2
1C23	CAMSHAFT GEAR.....	0402 - 1	3D11	CONTROL VALVE PIPINGS TO OIL COOLER	3360 - 4
			3F17	CONTROL VALVE PIPINGS TO OIL FILTER	3360 - 58
			3F7	CONTROL VALVE PIPINGS TO OIL TANK	3360 - 48
			3F17	CONTROL VALVE PIPINGS TO OIL TANK	3360 - 58
			3E21	CONTROL VALVE PIPINGS TO SOLENOID VALVE	3360 - 38
			3F1	CONTROL VALVE PIPINGS TO SOLENOID VALVE	3360 - 42

ALPHABETICAL INDEX - CONTINUED

GRID	PAGE	GRID	PAGE
3F1	CONTROL VALVE PIPINGS TO SWING DEVICE 3360-42	1F8	CYLINDER HEAD GASKET KIT 0452-2
3D19	CONTROL VALVE PIPINGS TO SWING MOTOR 3360-12	1D4	CYLINDER LINERS 0403-3
3D13	CONTROL VALVE PIPINGS TO TOP OF SWING DEVICE 3360-6	3G9	CYLINDER, ARM 3360-74
3F9	CONTROL VALVE PIPINGS TO TRAVEL PILOT VALVE 3360-50	3G7	CYLINDER, BOOM, LEFT 3360-72
3E3	CONTROL VALVE SUPPORT 3360-20	3G5	CYLINDER, BOOM, RIGHT 3360-70
2D6	CONTROL, HEATER 1830-2	3G11	CYLINDER, BUCKET 3360-76
2D14	CONTROLLER, AIR CONDITIONER 1830-10	3D5	CYLINDER, BUCKET, WITH SHORT ARM ASSEMBLY 2.66M 3340-2
2E7	CONTROLLER, AIR CONDITIONER 1830-28	1F13	CYLINDER, ETHER START FLUID 0505-2
1H12	CONTROLLER, EPVC 1674-2	3G7	CYLINDER, LEFT BOOM 3360-72
2D10	CONTROLLER, HEATER 1830-6	3G5	CYLINDER, RIGHT BOOM 3360-70
1I12	CONVERTER (24-VOLT TO 12-VOLT) 1674-27		
1H6	COOLANT CONDITIONER AND ENGINE PART LUBRICANTS 1369-2		D
1H14	COOLANT LEVEL LIGHT 1674-4	2H5	DAMPENER DRIVE, PUMP 2160-4
1H14	COOLANT TEMPERATURE GAUGE 1674-4	3C23	DAMPENER, PROPEL LEVER 3315-16
1F23	COOLER, AIR 0510-2	3C23	DAMPENER, TRAVEL LEVER 3315-16
1E16	COOLER, ENGINE OIL 0419-2	1C19	DAMPER KEY 0401-1
1F23	COOLER, OIL 0510-2	1F1	DAMPERS, CRANKSHAFT 0429-2
1J6	COUNTERWEIGHT 1740-6	3G15	DECAL, AUXILIARY CONTROL 3360-80
2I2	COUPLERS, QUICK, HYDRAULIC 2163B-2	2H21	DECAL, HYDRAULIC FILTER RESTRICTION INDICATOR 2160-20
2H5	COUPLING, PUMP 2160-4	1H4	DECALS 1320-2
2F1	COVER (CAB TOP FRONT LEFT SIDE) 1910-6	2G19	DECONTAMINATION CAN MOUNT 2005A-2
2F3	COVER (CENTER FRONT TOP) 1910-8	2E17	DEFROSTER FAN 1830-38
2F5	COVER (CENTER VERTICAL) 1910-10	2H19	DELIVERY PIPINGS 2160-18
2F7	COVER (FRONT LEFT SIDE) 1910-12	1H24	DIODE 1674-14
2E24	COVER (LEFT FRONT SIDE) 1910-4	1D18	DIPSTICK, ENGINE OIL 0407-8
2F9	COVER (RIGHT SIDE) 1910-14	2B9	DOME LIGHT 1810-6
2F11	COVER (RIGHT SIDE) 1910-16	2B9	DOME LIGHT WIRE HARNESS 1810-6
1H20	COVER, BATTERY 1674-10	2G5	DOOR LOCK 1910-34
2C5	COVER, CAB INSIDE RIGHT 1810-26	2G1	DOOR LOCK LATCH, TOOL BOX 1910-30
1B16	COVER, CENTER JOINT 0260-2	2B13	DOOR, CAB 1810-10
2C19	COVER, CONSOLE 1810-40	2B15	DOOR, CAB 1810-12
2C21	COVER, CONSOLE 1810-42	2C1	DOOR, CATCH 1810-22
3D3	COVER, CONSOLE 3315-20	3D13	DRAIN PIPINGS 3360-6
2F19	COVER, ENGINE 1910-24	1G21	DRAIN VALVE, FUEL TANK 0560-2
1C24	COVER, INJECTION PUMP ACCESS 0402-2	1C19	DRIVE GEAR, OIL PUMP 0401-1
2C7	COVER, LOWER MONITOR 1810-28	3H4	DRIVE, FRONT, AUXILIARY 4151-2
1E16	COVER, OIL COOLER 0419-2	3H6	DRIVE, FRONT, AUXILIARY 4151-4
1C11	COVER, PROPEL MOTOR 0260-22	3G13	DUAL CONTROL HANDLE WITH WIRING 3360-78
1D2	COVER, ROCKER ARM 0402-5	2E9	DUCT, AIR 1830-30
2F13	COVER, SIDE SHIELDS 1910-18	2D14	DUCT, AIR CONDITIONER 1830-10
1J10	COVER, SWING BEARING GREASE BATH 1740-10	2E11	DUCT, AIR CONDITIONER 1830-32
1E14	COVER, THERMOSTAT 0418-2	2E15	DUCT, AIR, AIR CONDITIONING 1830-36
1C24	COVER, TIMING GEAR 0402-2	2D6	DUCT, HEATER 1830-2
2F21	COVER, TOOL BOX 1910-26	1F15	D10W HEATER KIT 0505-4
1B1	COVER, TRACK 0130-4		
1B3	COVER, TRACK, UNDER 0130-6		E
1C11	COVER, TRAVEL MOTOR 0260-22	1H14	E MODE INDICATOR 1674-4
2G3	COVER, UNDER 1910-32	3B9	EAR ASSEMBLY, GENERAL PURPOSE BUCKET 3302-2
2F15	COVER, UNDER, LEFT SIDE 1910-20	3B11	EAR ASSEMBLY, GENERAL PURPOSE BUCKET 3302-4
2E22	COVER, WINDOW 1910-2	1H20	ELECTRIC PARTS (BATTERY) 1674-10
1C19	CRANKSHAFT 0401-1	1H24	ELECTRIC PARTS (MAIN WIRE HARENSS) 1674-14
1F1	CRANKSHAFT DAMPERS 0429-2	1H18	ELECTRIC PARTS (RELAYS) 1674-8
1C24	CRANKSHAFT FRONT OIL SEAL 0402-2	1H22	ELECTRIC PARTS (START SWITCH) 1674-12
1D3	CRANKSHAFT KIT, UNDERSIZE (CONNECTING ROD JOURNAL) 0403-2	1H16	ELECTRIC PARTS (WIRE HARNESS, FUSES) 1674-6
1F1	CRANKSHAFT PULLEY AND DAMPERS 0429-2	1E1	ELECTRIC SHUT-OFF SOLENOID 0413-4
2C23	CUSHION, SEAT 1821-2	1E7	ELECTRIC SHUT-OFF SOLENOID 0413-10
3B9	CUTTING EDGE, GENERAL PURPOSE BUCKET 3302-2	1I9	ELECTRICAL WIRING HARNESS KIT 1674-24
3B11	CUTTING EDGE, GENERAL PURPOSE BUCKET 3302-4	1G15	ELEMENT, AIR CLEANER 0520-2
3C1	CUTTING EDGES, ESCO 3302-18	1H1	ELEMENT, FUEL FILTER WATER SEPARATOR 0560-6
1D5	CYLINDER BLOCK FITTINGS 0404-2	1G9	ENGINE CONTROL CABLE 0515-2
1D20	CYLINDER HEAD 0409-2	1G11	ENGINE CONTROL MOTOR 0515-4
1D20	CYLINDER HEAD BOLTS 0409-2		
1D20	CYLINDER HEAD GASKET 0409-2		

ALPHABETICAL INDEX - CONTINUED

GRID		PAGE	GRID		PAGE
1G13	ENGINE CONTROL UNIT ON CONSOLE	0515-6	3G17	FLOW CONTROL VALVE	3360-82
1G13	ENGINE CONTROLLER ON CONSOLE	0515-6	3F3	FLOW CONTROL VALVE PIPINGS TO CONTROL VALVE	3360-44
2F19	ENGINE COVER	1910-24	3F5	FLOW CONTROL VALVE PIPINGS TO CONTROL VALVE	3360-46
1C17	ENGINE MOUNTS	0400-2	3F13	FLOW CONTROL VALVE PIPINGS TO FRONT PILOT VALVE	3360-54
1H7	ENGINE OIL (TORQ-GARD)	1369-3	3F15	FLOW CONTROL VALVE PIPINGS TO FRONT PILOT VALVE	3360-56
1E16	ENGINE OIL COOLER	0419-2	3F19	FLOW CONTROL VALVE PIPINGS TO LOCK VALVE	3360-60
1D18	ENGINE OIL DIPSTICK	0407-8	1F6	FLYWHEEL	0433-1
1D18	ENGINE OIL DIPSTICK TUBE	0407-8	1F7	FLYWHEEL HOUSING	0433-2
1D14	ENGINE OIL FILTER	0407-4	1C23	FOLLOWER, CAMSHAFT	0402-1
1H14	ENGINE OIL LEVEL LIGHT	1674-4	1D1	FOLLOWER, CAMSHAFT	0402-4
1H14	ENGINE OIL PRESSURE LIGHT	1674-4	3G15	FOOT SWITCH, AUXILIARY ELECTRIC	3360-80
1D12	ENGINE OIL PUMP	0407-2	3C17	FOOTREST	3315-10
1D11	ENGINE OIL PUMP INTAKE	0407-1	1J2	FRAME BUSHINGS	1740-2
1D9	ENGINE OVERHAUL KIT	0404-6	1A23	FRAME, TRACK	0130-2
1H6	ENGINE PART LUBRICANTS	1369-2	2D16	FREON TANK	1830-12
1G17	ENGINE PIPING TO AIR CLEANER	0520-4	3H4	FRONT DRIVE, AUXILIARY	4151-2
2D20	ENGINE PIPING TO AIR CONDITIONER	1830-16	3H6	FRONT DRIVE, AUXILIARY	4151-4
1G23	ENGINE PIPING TO FUEL TANK	0560-4	1B5	FRONT IDLER	0130-8
2D12	ENGINE PIPING TO HEATER	1830-8	1C24	FRONT OIL SEAL	0402-2
1G5	ENGINE PIPING TO RADIATOR	0510-8	3C11	FRONT PILOT VALVE	3315-4
1G23	ENGINE PIPING TO WATER SEPARATOR	0560-4	3C13	FRONT PILOT VALVE COMPONENTS	3315-6
1F8	ENGINE REBUILD GASKET KIT	0452-2	3F13	FRONT PILOT VALVE PIPINGS TO FLOW CONTROL VALVE	3360-54
1G9	ENGINE SPEED CONTROL CABLE	0515-2	3F15	FRONT PILOT VALVE PIPINGS TO FLOW CONTROL VALVE	3360-56
2H5	ENGINE SPEED SENSOR	2160-4	3F13	FRONT PILOT VALVE PIPINGS TO LOCK VALVE	3360-54
1C17	ENGINE SUPPORTS	0400-2	3F15	FRONT PILOT VALVE PIPINGS TO LOCK VALVE	3360-56
3C1	ESCO BUCKET CUTTING EDGES	3302-18	3F21	FRONT PIPING	3360-62
1F13	ETHER START FLUID CYLINDER	0505-2	3D5	FRONT PIPINGS, SHORT ARM ASSEMBLY 2.66M	3340-2
1F13	ETHER VALVE	0505-2	2G8	FRONT UPPER CAB SCREEN	1913A-2
2D24	EVAPORATOR, AIR CONDITIONER	1830-20	1E14	FRONT WATER MANIFOLD	0418-2
1D23	EXHAUST MANIFOLD	0410-1	1E18	FUEL CHECK VALVE	0420-2
1D23	EXHAUST MANIFOLD GASKETS	0410-1	1E20	FUEL CHECK VALVE	0422-2
1G19	EXHAUST PIPE	0530-2	1E1	FUEL CONTROL LINES	0413-4
1D20	EXHAUST VALVE SHIELD	0409-2	1E18	FUEL FILTER	0420-2
1D20	EXHAUST VALVES	0409-2	1E20	FUEL FILTER	0422-2
2B9	EXTINGUISHER, FIRE	1810-6	1E18	FUEL FILTER BASE	0420-2
			1E20	FUEL FILTER BASE	0422-2
			1H1	FUEL FILTER KIT	0560-6
			1E18	FUEL FILTER LINES	0420-2
			1E20	FUEL FILTER LINES	0422-2
			1G23	FUEL FILTER WATER SEPARATOR	0560-4
			1H1	FUEL FILTER WATER SEPARATOR BRACKET	0560-6
			1G23	FUEL FILTER WATER SEPARATOR HOSE	0560-4
			1H1	FUEL FILTER WATER SEPARATOR, COMPONENTS	0560-6
			1H14	FUEL GAUGE INDICATOR	1674-4
			1D24	FUEL INJ LINES	0413-2
			1E1	FUEL INJ. PUMP	0413-4
			1E1	FUEL INJ. PUMP LUBE LINES	0413-4
			1E8	FUEL INJECTION NOZZLE	0413-11
			1D24	FUEL INJECTION NOZZLES	0413-2
			1E4	FUEL INJECTION PUMP GOVERNOR LEVERS	0413-7
			1E3	FUEL INJECTION PUMP HOUSING CONNECTORS	0413-6
			1D24	FUEL LEAK-OFF LINES	0413-2
			1H14	FUEL LEVEL LIGHT	1674-4
			1G23	FUEL PIPINGS	0560-4
			1E7	FUEL SHUT-OFF BRACKET	0413-10
			1G21	FUEL TANK	0560-2
			1G23	FUEL TANK PIPING TO ENGINE	0560-4
			1G23	FUEL TANK PIPING TO WATER SEPARATOR	0560-4
			1E1	FUEL TRANSFER PUMP	0413-4
			1E6	FUEL TRANSFER PUMP (ROBERT BOSCH)	0413-9

F

1F5	FAN	0429-6
1F5	FAN BELT	0429-6
2E17	FAN BLADE, AIR CIRCULATING	1830-38
2E17	FAN BLADE, DEFROSTER FAN	1830-38
1G3	FAN GUARD, COOLING PACKAGE	0510-6
1F3	FAN PULLEY ADJUSTABLE	0429-4
1F5	FAN SPACER	0429-6
2E3	FAN, AIR CONDITIONER BLOWER	1830-24
2E17	FAN, DEFROSTER	1830-38
1G21	FILLER CAP, FUEL TANK	0560-2
2H21	FILTER RESTRICTION INDICATOR, HYDRAULIC	2160-20
1G15	FILTER, AIR CLEANER	0520-2
2E1	FILTER, AIR CONDITIONER	1830-22
2E11	FILTER, AIR CONDITIONER	1830-32
1D14	FILTER, ENGINE OIL	0407-4
1E18	FILTER, FUEL	0420-2
1E20	FILTER, FUEL	0422-2
1H1	FILTER, FUEL WATER SEPARATOR, COMPONENTS	0560-6
2H15	FILTER, OIL, HYDRAULIC	2160-14
3E19	FILTER, OIL, HYDRAULIC	3360-36
2B9	FIRE EXTINGUISHER	1810-6
1D5	FITTINGS, CYLINDER BLOCK	0404-2
2H5	FLEX COUPLING, PUMP	2160-4
1G21	FLOAT, FUEL TANK	0560-2
2C13	FLOOR MAT	1810-34
2C15	FLOOR PLATE	1810-36
3F3	FLOW CONTROL VALVE	3360-44
3F5	FLOW CONTROL VALVE	3360-46

ALPHABETICAL INDEX - CONTINUED

GRID		PAGE	GRID		PAGE
1H24	FUSE, ON MAIN WIRE HARNESS	1674 - 14	1E23	HARDWARE, PULLEY, ALTERNATOR.....	0423 - 1
1H16	FUSES	1674 - 6	3G13	HARNESS, SOLENOID VALVE DUAL CONTROL	3360 - 78
1H24	FUSIBLE LINK	1674 - 14	1H16	HARNESS, WIRE	1674 - 6
			2D24	HARNESS, WIRE, AIR CONDITIONER	1830 - 20
			2D16	HARNESS, WIRE, AIR CONDITIONER COMPRESSOR	1830 - 12
	G		2E17	HARNESS, WIRE, DEFROSTER FAN	1830 - 38
1F8	GASKET KIT, CYLINDER HEAD.....	0452 - 2	3G15	HARNESS, WIRE, FOOT SWITCH	3360 - 80
1F8	GASKET KIT, ENGINE REBUILD	0452 - 2	2D8	HARNESS, WIRE, HEATER	1830 - 4
1F8	GASKET KIT, SHORT BLOCK	0452 - 2	1I9	HARNESS, WIRING, KIT	1674 - 24
1D20	GASKET, CYLINDER HEAD	0409 - 2	2F24	HASP, SECURITY, TOOL BOX.....	1910 - 29
1E9	GASKET, INTAKE MANIFOLD	0414 - 2	2B23	HATCH, CAB TOP	1810 - 20
1D14	GASKET, OIL FILTER HOUSING	0407 - 4	1D20	HEAD BOLT KIT.....	0409 - 2
1D16	GASKET, OIL PAN.....	0407 - 6	2C23	HEAD RESTRAINT, SEAT.....	1821 - 2
1D12	GASKET, OIL PUMP	0407 - 2	1D20	HEAD, CYLINDER	0409 - 2
1D11	GASKET, OIL PUMP INTAKE	0407 - 1	2B11	HEADLINER, CAB TOP	1810 - 8
1C22	GASKET, REAR OIL SEAL	0401 - 4	2B23	HEADLINER, CAB TOP HATCH	1810 - 20
1D2	GASKET, ROCKER ARM COVER	0402 - 5	2D6	HEATER	1830 - 2
1E14	GASKET, THERMOSTAT.....	0418 - 2	1F19	HEATER CABLE.....	0505 - 8
1C24	GASKET, TIMING GEAR COVER	0402 - 2	1F20	HEATER CABLE.....	0505 - 9
1E10	GASKET, TURBOCHARGER.....	0416 - 2	2D8	HEATER COMPONENTS.....	1830 - 4
1E14	GASKET, WATER MANIFOLD	0418 - 2	2D6	HEATER CONTROL	1830 - 2
1E12	GASKET, WATER PUMP	0417 - 2	2D10	HEATER CONTROLLER COMPONENTS.....	1830 - 6
1D23	GASKETS, EXHAUST MANIFOLD	0410 - 1	1F17	HEATER D10W.....	0505 - 6
2H15	GAUGE LEVEL, HYDRAULIC OIL	2160 - 14	1F18	HEATER D10W.....	0505 - 7
2H11	GEAR PUMP	2160 - 10	2D12	HEATER PIPING	1830 - 8
1C23	GEAR, CAMSHAFT	0402 - 1	2D12	HEATER PIPING TO ENGINE.....	1830 - 8
1C19	GEAR, OIL PUMP DRIVE	0401 - 1	3B17	HEAVY DUTY BUCKET TOOTH ASSEMBLY	3302 - 10
1D12	GEAR, OIL PUMP DRIVE	0407 - 2	3B19	HEAVY DUTY BUCKET TOOTH ASSEMBLY	3302 - 12
1F6	GEAR, STARTER.....	0433 - 1	2E19	HOOK, J	1801A - 2
3B9	GENERAL PURPOSE BUCKET	3302 - 2	1I1	HORN	1674 - 16
3B11	GENERAL PURPOSE BUCKET	3302 - 4	3C9	HORN BUTTON	3315 - 2
3B13	GENERAL PURPOSE BUCKET TEETH.....	3302 - 6	1I1	HORN, WIRE HARNESS	1674 - 16
3B15	GENERAL PURPOSE BUCKET TEETH.....	3302 - 8	1G17	HOSE, AIR CLEANER TO ENGINE	0520 - 4
2B13	GLASS, CAB DOOR	1810 - 10	2D16	HOSE, AIR CONDITIONER COMPRESSOR TO CONDENSER.....	1830 - 12
2B15	GLASS, CAB DOOR	1810 - 12	2D16	HOSE, AIR CONDITIONER CONDENSER TO COMPRESSOR	1830 - 12
2B17	GLASS, CAB FRONT WINDOW	1810 - 14	2D16	HOSE, AIR CONDITIONER CONDENSOR TO TANK	1830 - 12
2B19	GLASS, CAB FRONT WINDOW	1810 - 16	2D16	HOSE, AIR CONDITIONER TANK TO CONDENSOR	1830 - 12
2B11	GLASS, CAB REAR AND LEFT SIDE	1810 - 8	2D18	HOSE, AIR CONDITIONER TO COMPRESSOR	1830 - 14
2B21	GLASS, CAB RIGHT SIDE WINDOW.....	1810 - 18	2D20	HOSE, AIR CONDITIONER TO ENGINE	1830 - 16
1E4	GOVERNOR LEVERS FUEL INJECTION PUMP	0413 - 7	2D18	HOSE, AIR CONDITIONER TO RECEIVING TANK.....	1830 - 14
1J10	GREASE BATH COVER, SWING BEARING	1740 - 10	3D23	HOSE, BOOM BOTTOM TO CONTROL VALVE	3360 - 16
3C9	GRIP, CONTROL LEVER.....	3315 - 2	3D15	HOSE, BOOM CYLINDER TO CONTROL VALVE.....	3360 - 8
3C15	GRIP, PROPEL CONTROL LEVER	3315 - 8	3D17	HOSE, BOOM TO CONTROL VALVE	3360 - 10
1H20	GROUND STRAP	1674 - 10	3D21	HOSE, CENTER JOINT TO CONTROL VALVE	3360 - 14
1G3	GUARD, FAN, COOLING PACKAGE	0510 - 6	3D13	HOSE, CENTER JOINT TO RETURN PIPINGS	3360 - 6
2G11	GUARD, LOWER FRONT WINDSHIELD	1913B - 2	3F1	HOSE, CENTER JOINT TO SOLENOID VALVE	3360 - 42
1B1	GUARD, TRACK.....	0130 - 4	1C9	HOSE, CENTER JOINT TO TRAVEL DEVICE.....	0260 - 20
2E22	GUARDS, WINDOW.....	1910 - 2	2D18	HOSE, COMPRESSOR TO AIR CONDITIONER	1830 - 14
			3D17	HOSE, CONTROL VALVE TO BOOM	3360 - 10
	H		3D23	HOSE, CONTROL VALVE TO BOOM BOTTOM	3360 - 16
3B8	HAMMER BRACKET	3301 - 1	3D15	HOSE, CONTROL VALVE TO BOOM CYLINDER.....	3360 - 8
2B9	HAMMER, ESCAPE	1810 - 6	3D21	HOSE, CONTROL VALVE TO CENTER JOINT.....	3360 - 14
1H1	HAND PRIMER, FUEL FILTER WITH WATER SEPARATOR	0560 - 6	3F3	HOSE, CONTROL VALVE TO FLOW CONTROL VALVE	3360 - 44
2F21	HANDHOLD, RIGHT SIDE.....	1910 - 26	3F5	HOSE, CONTROL VALVE TO FLOW CONTROL VALVE	3360 - 46
2B13	HANDLE, CAB DOOR	1810 - 10	3D9	HOSE, CONTROL VALVE TO LOWER OIL TANK	3360 - 2
2B15	HANDLE, CAB DOOR	1810 - 12	3D11	HOSE, CONTROL VALVE TO OIL COOLER	3360 - 4
2B17	HANDLE, CAB FRONT UPPER	1810 - 14	3F17	HOSE, CONTROL VALVE TO OIL FILTER	3360 - 58
2B19	HANDLE, CAB FRONT UPPER	1810 - 16	3F7	HOSE, CONTROL VALVE TO OIL TANK.....	3360 - 48
3G13	HANDLE, PILOT DUAL CONTROL	3360 - 78	3F17	HOSE, CONTROL VALVE TO OIL TANK.....	3360 - 58
2F1	HANDRAIL	1910 - 6	2H19	HOSE, CONTROL VALVE TO PUMP	2160 - 18
2B13	HANDRAIL, INSIDE DOOR	1810 - 10	3E21	HOSE, CONTROL VALVE TO SOLENOID VALVE	3360 - 38
2B15	HANDRAIL, INSIDE DOOR	1810 - 12	3F1	HOSE, CONTROL VALVE TO SOLENOID VALVE	3360 - 42
2B11	HANDRAIL, LEFT SIDE	1810 - 8			

ALPHABETICAL INDEX - CONTINUED

<i>GRID</i>	<i>PAGE</i>	<i>GRID</i>	<i>PAGE</i>
3F1	HOSE, CONTROL VALVE TO SWING DEVICE 3360-42	3F1	HOSE, SOLENOID VALVE TO CENTER JOINT 3360-42
3D19	HOSE, CONTROL VALVE TO SWING MOTOR 3360-12	3E21	HOSE, SOLENOID VALVE TO CONTROL VALVE 3360-38
3D13	HOSE, CONTROL VALVE TO TOP OF SWING DEVICE 3360-6	3F1	HOSE, SOLENOID VALVE TO CONTROL VALVE 3360-42
3F9	HOSE, CONTROL VALVE TO TRAVEL PILOT VALVE 3360-50	3E19	HOSE, SOLENOID VALVE TO HYDRAULIC PUMP 3360-36
1G17	HOSE, ENGINE TO AIR CLEANER 0520-4	3F19	HOSE, SOLENOID VALVE TO LOCK VALVE 3360-60
2D20	HOSE, ENGINE TO AIR CONDITIONER 1830-16	3E19	HOSE, SOLENOID VALVE TO OIL TANK 3360-36
1G23	HOSE, ENGINE TO FUEL TANK 0560-4	3F1	HOSE, SOLENOID VALVE TO ROTARY MANIFOLD 3360-42
2D12	HOSE, ENGINE TO HEATER 1830-8	3E21	HOSE, SOLENOID VALVE TO SWING DEVICE 3360-38
1G5	HOSE, ENGINE TO RADIATOR 0510-8	2H17	HOSE, SUCTION 2160-16
1G23	HOSE, ENGINE TO WATER SEPARATOR 0560-4	3F1	HOSE, SWING DEVICE TO CONTROL VALVE 3360-42
3F3	HOSE, FLOW CONTROL VALVE TO CONTROL VALVE 3360-44	3D13	HOSE, SWING DEVICE TO RETURN PIPINGS 3360-6
3F5	HOSE, FLOW CONTROL VALVE TO CONTROL VALVE 3360-46	3E21	HOSE, SWING DEVICE TO SOLENOID VALVE 3360-38
3F13	HOSE, FLOW CONTROL VALVE TO FRONT PILOT VALVE 3360-54	3D19	HOSE, SWING MOTOR TO CONTROL VALVE 3360-12
3F15	HOSE, FLOW CONTROL VALVE TO FRONT PILOT VALVE 3360-56	1C9	HOSE, TRAVEL DEVICE TO CENTER JOINT 0260-20
3F19	HOSE, FLOW CONTROL VALVE TO LOCK VALVE 3360-60	1C9	HOSE, TRAVEL DEVICE TO ROTARY MANIFOLD 0260-20
3F13	HOSE, FRONT PILOT VALVE TO FLOW CONTROL VALVE 3360-54	3F9	HOSE, TRAVEL PILOT VALVE TO CONTROL VALVE 3360-50
3F15	HOSE, FRONT PILOT VALVE TO FLOW CONTROL VALVE 3360-56	3F11	HOSE, TRAVEL PILOT VALVE TO LOCK VALVE 3360-52
3F13	HOSE, FRONT PILOT VALVE TO LOCK VALVE 3360-54	1D2	HOSE, VENT (ROCKER ARM) 0402-5
3F15	HOSE, FRONT PILOT VALVE TO LOCK VALVE 3360-56	1G23	HOSE, WATER SEPARATOR 0560-4
1G23	HOSE, FUEL FILTER WATER SEPARATOR 0560-4	1G23	HOSE, WATER SEPARATOR TO ENGINE 0560-4
1G23	HOSE, FUEL TANK TO ENGINE 0560-4	1G23	HOSE, WATER SEPARATOR TO FUEL TANK 0560-4
1G23	HOSE, FUEL TANK TO WATER SEPARATOR 0560-4	1G7	HOSE, WATER TANK TO RADIATOR 0510-10
2D12	HOSE, HEATER TO ENGINE 1830-8	2B9	HOSE, WINDSHIELD WASHER 1810-6
3E19	HOSE, HYDRAULIC PUMP TO OIL FILTER 3360-36	3D13	HOSES, SWING DEVICE TOP TO CONTROL VALVE 3360-6
3E23	HOSE, HYDRAULIC PUMP TO OIL TANK 3360-40	2C7	HOURLMETER 1810-28
3E19	HOSE, HYDRAULIC PUMP TO SOLENOID VALVE 3360-36	1E3	HOUSING CONNECTORS, FUEL INJECTION PUMP 0413-6
3F19	HOSE, LOCK VALVE TO FLOW CONTROL VALVE 3360-60	1F7	HOUSING, FLYWHEEL 0433-2
3F13	HOSE, LOCK VALVE TO FRONT PILOT VALVE 3360-54	1D14	HOUSING, OIL FILTER 0407-4
3F15	HOSE, LOCK VALVE TO FRONT PILOT VALVE 3360-56	1C22	HOUSING, REAR OIL SEAL 0401-4
3F19	HOSE, LOCK VALVE TO OIL FILTER 3360-60	1E14	HOUSING, THERMOSTAT, FRONT 0418-2
3F19	HOSE, LOCK VALVE TO SOLENOID VALVE 3360-60	1H14	HP MODE INDICATOR 1674-4
3F11	HOSE, LOCK VALVE TO TRAVEL PILOT VALVE 3360-52	1E5	HYDRAULIC ANEROID ACTIVATOR 0413-8
3D9	HOSE, LOWER OIL TANK TO CONTROL VALVE 3360-2	2H21	HYDRAULIC FILTER RESTRICTION INDICATOR KIT 2160-20
3D11	HOSE, OIL COOLER TO CONTROL VALVE 3360-4	3C8	HYDRAULIC IMPACT BREAKER 3302-26
3D9	HOSE, OIL COOLER TO OIL TANK 3360-2	3C6	HYDRAULIC KIT, QUICK LATCH ASSEMBLY 3302-24
3F17	HOSE, OIL FILTER TO CONTROL VALVE 3360-58	1H14	HYDRAULIC OIL LEVEL LIGHT 1674-4
3E19	HOSE, OIL FILTER TO HYDRAULIC PUMP 3360-36	2H15	HYDRAULIC OIL TANK 2160-14
3F19	HOSE, OIL FILTER TO LOCK VALVE 3360-60	3G19	HYDRAULIC PLUMBING, AUXILIARY 3360-84
3F17	HOSE, OIL FILTER TO OIL TANK 3360-58	2H3	HYDRAULIC PUMP 2160-2
3F7	HOSE, OIL TANK TO CONTROL VALVE 3360-48	2H5	HYDRAULIC PUMP COMPONENTS 2160-4
3F17	HOSE, OIL TANK TO CONTROL VALVE 3360-58	3E19	HYDRAULIC PUMP PIPINGS TO OIL FILTER 3360-36
3E23	HOSE, OIL TANK TO HYDRAULIC PUMP 3360-40	2H13	HYDRAULIC PUMP SUPPORT 2160-12
3D9	HOSE, OIL TANK TO OIL COOLER 3360-2	2H7	HYDRAULIC PUMP UNIT (COMPONENTS) 2160-6
3F17	HOSE, OIL TANK TO OIL FILTER 3360-58	2I2	HYDRAULIC QUICK COUPLERS 2163B-2
2H17	HOSE, OIL TANK TO PUMP 2160-16		
3E19	HOSE, OIL TANK TO SOLENOID VALVE 3360-36		
3F9	HOSE, PROPEL PILOT VALVE TO CONTROL VALVE 3360-50		
2H19	HOSE, PUMP TO CONTROL VALVE 2160-18	1H22	IGNITION 1674-12
2H17	HOSE, PUMP TO OIL TANK 2160-16	1F3	ILDER PULLEY 0429-4
1G5	HOSE, RADIATOR TO ENGINE 0510-8	3C8	IMPACT BREAKER, HYDRAULIC 3302-26
1G7	HOSE, RADIATOR TO WATER TANK 0510-10	1G15	INDICATOR, AIR RESTRICTION 0520-2
2D18	HOSE, RECEIVING TANK TO AIR CONDITIONER 1830-14	2H21	INDICATOR, HYDRAULIC FILTER 2160-20
1G7	HOSE, RESERVE WATER TANK 0510-10	1E1	INJ. PUMP LUBE LINES 0413-4
3D13	HOSE, RETURN TO CENTER JOINT 3360-6	1C24	INJECTION PUMP ACCESS COVER 0402-2
3D13	HOSE, RETURN TO SWING DEVICE 3360-6	1E12	INLET, WATER PUMP 0417-2
3F1	HOSE, ROTARY MANIFOLD TO SOLENOID VALVE 3360-42	1D20	INSERTS, VALVE SEAT 0409-2
1C9	HOSE, ROTARY MANIFOLD TO TRAVEL DEVICE 0260-20	1E9	INTAKE MANIFOLD 0414-2
3D5	HOSE, SHORT ARM ASSEMBLY 2.66M 3340-2	1E9	INTAKE MANIFOLD GASKET 0414-2
		1D20	INTAKE VALVES 0409-2
		1D11	INTAKE, ENGINE OIL PUMP 0407-1

ALPHABETICAL INDEX - CONTINUED

GRID		PAGE	GRID		PAGE
J					
2E19	J HOOK.....	1801A - 2	1G7	LEVEL SWITCH, RESERVE WATER TANK.....	0510 - 10
1D5	JETS, PISTON COOLING	0404 - 2	2H15	LEVEL, OIL GAUGE, HYDRAULIC OIL	2160 - 14
1C5	JOINT, CENTER.....	0260 - 16	1G21	LEVEL, SWITCH, FUEL TANK	0560 - 2
1B16	JOINT, CENTER, ATTACHMENTS	0260 - 2	3C23	LEVER DAMPENER, PROPEL	3315 - 16
K					
2B13	KEY, CAB DOOR	1810 - 10	3C23	LEVER DAMPENER, TRAVEL	3315 - 16
2B15	KEY, CAB DOOR	1810 - 12	3C9	LEVER, CONTROL.....	3315 - 2
1C19	KEY, DAMPER	0401 - 1	3D1	LEVER, LOCK	3315 - 18
2G5	KEY, DOOR LOCK.....	1910 - 34	3C15	LEVER, PROPEL CONTROL.....	3315 - 8
1G21	KEY, FUEL TANK CAP	0560 - 2	1D22	LIFT STRAPS, ENGINE	0409 - 4
1H22	KEY, IGNITION.....	1674 - 12	2B9	LIGHT, DOME.....	1810 - 6
2E22	KEY, VANDAL PROTECTION	1910 - 2	2C5	LIGHTER.....	1810 - 26
2E22	KEY, WINDOW GUARDS	1910 - 2	1I18	LIGHTS, BOOM	1673A - 2
2E17	KIT, AIR CIRCULATION FAN	1830 - 38	1I20	LIGHTS, CAB	1673A - 4
1F21	KIT, ARCTIC START	0505 - 10	1I22	LIGHTS, HOOD, REAR	1673A - 6
1I13	KIT, ATTACHMENT MODE	1674 - 28	1G17	LINE, AIR CLEANER TO ENGINE	0520 - 4
3G21	KIT, AUXILIARY SPOOL CONTROL	3360 - 86	2D16	LINE, AIR CONDITIONER COMPRESSOR	1830 - 12
3G21	KIT, CONTROL, W/FLOW, AUXILIARY	3360 - 86	2D16	LINE, AIR CONDITIONER CONDENSER TO	1830 - 12
2E17	KIT, DEFROSTER FAN	1830 - 38	2D16	LINE, AIR CONDITIONER CONDENSOR TO TANK	1830 - 12
1F15	KIT, D10W HEATER.....	0505 - 4	2D16	LINE, AIR CONDITIONER TANK TO CONDENSOR	1830 - 12
1D9	KIT, ENGINE OVERHAUL	0404 - 6	2D18	LINE, AIR CONDITIONER TO COMPRESSOR	1830 - 14
1D20	KIT, HEAD BOLT	0409 - 2	2D20	LINE, AIR CONDITIONER TO ENGINE	1830 - 16
2H21	KIT, HYDRAULIC FILTER RESTRICTION	2160 - 20	2D18	LINE, AIR CONDITIONER TO RECEIVING TANK.....	1830 - 14
3C6	KIT, HYDRAULIC, QUICK LATCH ASSEMBLY	3302 - 24	3D23	LINE, BOOM BOTTOM TO CONTROL VALVE	3360 - 16
1I7	KIT, LEAD WIRE	1674 - 22	3D15	LINE, BOOM CYLINDER TO CONTROL VALVE	3360 - 8
3G23	KIT, LOAD LOWERING VALVE, BOOM CYLINDER	3360 - 88	3D17	LINE, BOOM TO CONTROL VALVE.....	3360 - 10
3H1	KIT, LOAD LOWERING VALVE, BOOM CYLINDER	3360 - 90	3D21	LINE, CENTER JOINT TO CONTROL VALVE.....	3360 - 14
1H8	KIT, O-RING, METRIC	1369 - 4	3D13	LINE, CENTER JOINT TO RETURN PIPINGS.....	3360 - 6
3E19	KIT, OIL SAMPLING VALVE	3360 - 36	3F1	LINE, CENTER JOINT TO SOLENOID VALVE	3360 - 42
1D4	KIT, PISTON/LINER	0403 - 3	1C9	LINE, CENTER JOINT TO TRAVEL DEVICE.....	0260 - 20
2C9	KIT, RADIO.....	1810 - 30	2D18	LINE, COMPRESSOR TO AIR CONDITIONER	1830 - 14
3G9	KIT, SEAL, ARM CYLINDER.....	3360 - 74	3D17	LINE, CONTROL VALVE TO BOOM.....	3360 - 10
3G11	KIT, SEAL, BUCKET CYLINDER.....	3360 - 76	3D23	LINE, CONTROL VALVE TO BOOM BOTTOM	3360 - 16
1H1	KIT, SEAL, FUEL FILTER WATER SEPARATOR	0560 - 6	3D15	LINE, CONTROL VALVE TO BOOM CYLINDER.....	3360 - 8
3G7	KIT, SEAL, LEFT BOOM CYLINDER	3360 - 72	3D21	LINE, CONTROL VALVE TO CENTER JOINT.....	3360 - 14
2H11	KIT, SEAL, PUMP GEAR.....	2160 - 10	3F3	LINE, CONTROL VALVE TO FLOW CONTROL	3360 - 44
3G5	KIT, SEAL, RIGHT BOOM CYLINDER	3360 - 70	3F5	LINE, CONTROL VALVE TO FLOW CONTROL	3360 - 46
2C23	KIT, SEAT STAND KNOB	1821 - 2	3D9	LINE, CONTROL VALVE TO LOWER OIL TANK	3360 - 2
3D5	KIT, SHORT ARM ASSEMBLY 2.66M	3340 - 2	3D11	LINE, CONTROL VALVE TO OIL COOLER.....	3360 - 4
2E22	KIT, VANDAL PROTECTION.....	1910 - 2	3F17	LINE, CONTROL VALVE TO OIL FILTER	3360 - 58
1E12	KIT, WATER PUMP SEAL.....	0417 - 2	3F7	LINE, CONTROL VALVE TO OIL TANK.....	3360 - 48
2E22	KIT, WINDOW GUARDS	1910 - 2	3F17	LINE, CONTROL VALVE TO OIL TANK.....	3360 - 58
1I9	KIT, WIRING HARNESS	1674 - 24	2H19	LINE, CONTROL VALVE TO PUMP	2160 - 18
2C23	KNOB KIT, SEAT STAND	1821 - 2	3E21	LINE, CONTROL VALVE TO SOLENOID VALVE	3360 - 38
2D10	KNOB, HEATER CONTROLLER	1830 - 6	3F1	LINE, CONTROL VALVE TO SOLENOID VALVE	3360 - 42
L					
3G15	LABEL, AUXILIARY CONTROL.....	3360 - 80	3F1	LINE, CONTROL VALVE TO SWING DEVICE.....	3360 - 42
2H21	LABEL, HYDRAULIC FILTER RESTRICTION	2160 - 20	3D19	LINE, CONTROL VALVE TO SWING MOTOR.....	3360 - 12
1H4	LABELS.....	1320 - 2	3D13	LINE, CONTROL VALVE TO TOP OF SWING	3360 - 6
3C4	LATCH ASSEMBLY, QUICK	3302 - 22	3F9	LINE, CONTROL VALVE TO TRAVEL PILOT	3360 - 50
3C6	LATCH ASSEMBLY, QUICK, HYDRAULIC KIT	3302 - 24	1G17	LINE, ENGINE TO AIR CLEANER	0520 - 4
2G1	LATCH, DOOR LOCK, TOOL BOX.....	1910 - 30	2D20	LINE, ENGINE TO AIR CONDITIONER	1830 - 16
1I7	LEAD WIRE KIT	1674 - 22	1G23	LINE, ENGINE TO FUEL TANK	0560 - 4
3G7	LEFT BOOM CYLINDER	3360 - 72	2D12	LINE, ENGINE TO HEATER	1830 - 8
2G14	LEFT REAR VIEW MIRROR	2002 - 2	1G5	LINE, ENGINE TO RADIATOR	0510 - 8
			1G23	LINE, ENGINE TO WATER SEPARATOR	0560 - 4
			3F3	LINE, FLOW CONTROL VALVE TO CONTROL	3360 - 44
			3F5	LINE, FLOW CONTROL VALVE TO CONTROL	3360 - 46
			3F13	LINE, FLOW CONTROL VALVE TO FRONT	3360 - 54

ALPHABETICAL INDEX - CONTINUED

GRID	PAGE	GRID	PAGE			
3F15	LINE, FLOW CONTROL VALVE TO FRONT PILOT VALVE.....	3360-56	1G23	LINE, WATER SEPARATOR.....	0560-4	
3F19	LINE, FLOW CONTROL VALVE TO LOCK VALVE.....	3360-60	1G23	LINE, WATER SEPARATOR TO ENGINE.....	0560-4	
3F13	LINE, FRONT PILOT VALVE TO FLOW CONTROL VALVE.....	3360-54	1G23	LINE, WATER SEPARATOR TO FUEL TANK.....	0560-4	
3F15	LINE, FRONT PILOT VALVE TO FLOW CONTROL VALVE.....	3360-56	1G7	LINE, WATER TANK TO RADIATOR.....	0510-10	
3F13	LINE, FRONT PILOT VALVE TO LOCK VALVE.....	3360-54	1D4	LINER O-RINGS.....	0403-3	
3F15	LINE, FRONT PILOT VALVE TO LOCK VALVE.....	3360-56	1D4	LINER SHIM.....	0403-3	
1G23	LINE, FUEL FILTER WATER SEPARATOR.....	0560-4	1D4	LINERS, CYLINDER.....	0403-3	
1G23	LINE, FUEL TANK TO ENGINE.....	0560-4	1E1	LINES, FUEL CONTROL.....	0413-4	
1G23	LINE, FUEL TANK TO WATER SEPARATOR.....	0560-4	1E18	LINES, FUEL FILTER.....	0420-2	
2D12	LINE, HEATER TO ENGINE.....	1830-8	1E20	LINES, FUEL FILTER.....	0422-2	
3E19	LINE, HYDRAULIC PUMP TO OIL FILTER.....	3360-36	1D24	LINES, FUEL INJ.....	0413-2	
3E23	LINE, HYDRAULIC PUMP TO OIL TANK.....	3360-40	1D24	LINES, FUEL LEAK-OFF.....	0413-2	
3E19	LINE, HYDRAULIC PUMP TO SOLENOID VALVE.....	3360-36	1E1	LINES, INJ. PUMP LUBE.....	0413-4	
3F19	LINE, LOCK VALVE TO FLOW CONTROL VALVE.....	3360-60	1E10	LINES, TURBOCHARGER OIL.....	0416-2	
3F13	LINE, LOCK VALVE TO FRONT PILOT VALVE.....	3360-54	1H24	LINK, FUSIBLE.....	1674-14	
3F15	LINE, LOCK VALVE TO FRONT PILOT VALVE.....	3360-56	3G23	LOAD LOWERING BOOM CYLINDER VALVE KIT.....	3360-88	
3F19	LINE, LOCK VALVE TO OIL FILTER.....	3360-60	3H1	LOAD LOWERING BOOM CYLINDER VALVE KIT.....	3360-90	
3F19	LINE, LOCK VALVE TO SOLENOID VALVE.....	3360-60	3D1	LOCK LEVER.....	3315-18	
3F11	LINE, LOCK VALVE TO TRAVEL PILOT VALVE.....	3360-52	3G3	LOCK VALVE.....	3360-68	
3D9	LINE, LOWER OIL TANK TO CONTROL VALVE.....	3360-2	3F19	LOCK VALVE PIPINGS TO FLOW CONTROL VALVE.....	3360-60	
3D11	LINE, OIL COOLER TO CONTROL VALVE.....	3360-4	3F13	LOCK VALVE PIPINGS TO FRONT PILOT VALVE.....	3360-54	
3D9	LINE, OIL COOLER TO OIL TANK.....	3360-2	3F15	LOCK VALVE PIPINGS TO FRONT PILOT VALVE.....	3360-56	
3F17	LINE, OIL FILTER TO CONTROL VALVE.....	3360-58	3F19	LOCK VALVE PIPINGS TO OIL FILTER.....	3360-60	
3E19	LINE, OIL FILTER TO HYDRAULIC PUMP.....	3360-36	3F19	LOCK VALVE PIPINGS TO SOLENOID VALVE.....	3360-60	
3F19	LINE, OIL FILTER TO LOCK VALVE.....	3360-60	3F11	LOCK VALVE PIPINGS TO TRAVEL PILOT VALVE.....	3360-52	
3F17	LINE, OIL FILTER TO OIL TANK.....	3360-58	3F11	LOCK VALVE, PILOT PIPINGS.....	3360-52	
3F7	LINE, OIL TANK TO CONTROL VALVE.....	3360-48	3D1	LOCK VALVE, PILOT PIPINGS, LOCATION.....	3315-18	
3F17	LINE, OIL TANK TO CONTROL VALVE.....	3360-58	2B13	LOCK, CAB DOOR.....	1810-10	
3E23	LINE, OIL TANK TO HYDRAULIC PUMP.....	3360-40	2B15	LOCK, CAB DOOR.....	1810-12	
3D9	LINE, OIL TANK TO OIL COOLER.....	3360-2	2B23	LOCK, CAB TOP HATCH.....	1810-20	
3F17	LINE, OIL TANK TO OIL FILTER.....	3360-58	2G5	LOCK, DOOR.....	1910-34	
2H17	LINE, OIL TANK TO PUMP.....	2160-16	2E24	LOCK, LEFT FRONT SIDE COVER.....	1910-4	
3E19	LINE, OIL TANK TO SOLENOID VALVE.....	3360-36	2F13	LOCK, SIDE SHIELD DOOR.....	1910-18	
3F9	LINE, PROPEL PILOT VALVE TO CONTROL VALVE.....	3360-50	2G1	LOCK, TOOL BOX DOOR.....	1910-30	
2H19	LINE, PUMP TO CONTROL VALVE.....	2160-18	2E22	LOCK, VANDAL PROTECTION.....	1910-2	
2H17	LINE, PUMP TO OIL TANK.....	2160-16	2E22	LOCK, WINDOW COVERS.....	1910-2	
1G5	LINE, RADIATOR TO ENGINE.....	0510-8	2G11	LOWER FRONT WINDSHIELD GUARD.....	1913B-2	
1G7	LINE, RADIATOR TO WATER TANK.....	0510-10	2C7	LOWER MONITOR COVER.....	1810-28	
2D18	LINE, RECEIVING TANK TO AIR CONDITIONER.....	1830-14	1B11	LOWER ROLLER.....	0130-14	
3D13	LINE, RETURN TO CENTER JOINT.....	3360-6	1B11	LOWER ROLLER SUPPORT.....	0130-14	
3D13	LINE, RETURN TO SWING DEVICE.....	3360-6	1E1	LUBE LINES INJ. PUMP.....	0413-4	
3F1	LINE, ROTARY MANIFOLD TO SOLENOID VALVE.....	3360-42	1E1	LUBE LINES, FUEL INJ. PUMP.....	0413-4	
1C9	LINE, ROTARY MANIFOLD TO TRAVEL DEVICE.....	0260-20	1H6	LUBRICANTS.....	1369-2	
3D5	LINE, SHORT ARM ASSEMBLY 2.66M.....	3340-2	3F23	LUBRICATE PIPINGS.....	3360-64	
3F1	LINE, SOLENOID VALVE TO CENTER JOINT.....	3360-42	M			
3E21	LINE, SOLENOID VALVE TO CONTROL VALVE.....	3360-38	1D5	MAIN BEARING CAPS.....	0404-2	
3F1	LINE, SOLENOID VALVE TO CONTROL VALVE.....	3360-42	1C20	MAIN BEARINGS.....	0401-2	
3E19	LINE, SOLENOID VALVE TO HYDRAULIC PUMP.....	3360-36	1J2	MAIN FRAME.....	1740-2	
3F19	LINE, SOLENOID VALVE TO LOCK VALVE.....	3360-60	1J2	MAIN FRAME BUSHINGS.....	1740-2	
3E19	LINE, SOLENOID VALVE TO OIL TANK.....	3360-36	2H3	MAIN HYDRAULIC PUMP.....	2160-2	
3F1	LINE, SOLENOID VALVE TO ROTARY MANIFOLD.....	3360-42	2H5	MAIN HYDRAULIC PUMP COMPONENTS.....	2160-4	
3E21	LINE, SOLENOID VALVE TO SWING DEVICE.....	3360-38	2H13	MAIN HYDRAULIC PUMP SUPPORT.....	2160-12	
2H17	LINE, SUCTION.....	2160-16	2H7	MAIN HYDRAULIC PUMP UNIT (COMPONENTS).....	2160-6	
3F1	LINE, SWING DEVICE TO CONTROL VALVE.....	3360-42	3D17	MAIN PIPINGS.....	3360-10	
3D13	LINE, SWING DEVICE TO RETURN PIPINGS.....	3360-6	3D21	MAIN PIPINGS (CONTROL VALVE, CENTER JOINT).....	3360-14	
3E21	LINE, SWING DEVICE TO SOLENOID VALVE.....	3360-38	3D19	MAIN PIPINGS (CONTROL VALVE, SWING MOTOR).....	3360-12	
3D13	LINE, SWING DEVICE TOP TO CONTROL VALVE.....	3360-6	3D15	MAIN PIPINGS, BOTTOM SIDE OF BOOM CYLINDER.....	3360-8	
3D19	LINE, SWING MOTOR TO CONTROL VALVE.....	3360-12	1H24	MAIN WIRE HARNESS.....	1674-14	
1C9	LINE, TRAVEL DEVICE TO CENTER JOINT.....	0260-20	1D23	MANIFOLD, EXHAUST.....	0410-1	
1C9	LINE, TRAVEL DEVICE TO ROTARY MANIFOLD.....	0260-20	1E9	MANIFOLD, INTAKE.....	0414-2	
3F9	LINE, TRAVEL PILOT VALVE TO CONTROL VALVE.....	3360-50	1E14	MANIFOLD, WATER, FRONT.....	0418-2	
3F11	LINE, TRAVEL PILOT VALVE TO LOCK VALVE.....	3360-52				

ALPHABETICAL INDEX - CONTINUED

GRID		PAGE
2C13	MAT, CAB FLOOR	1810-34
1H8	METRIC O-RING KIT	1369-4
2G14	MIRROR, LEFT REAR VIEW	2002-2
2F21	MIRROR, REAR VIEW, RIGHT	1910-26
1I13	MODE KIT, ATTACHMENT	1674-28
3G13	MODUAL RELAY FOR DUAL AUXILIARY CONTROL	3360-78
3B9	MOLDBOARD, GENERAL PURPOSE BUCKET	3302-2
3B11	MOLDBOARD, GENERAL PURPOSE BUCKET	3302-4
1H14	MONITOR	1674-4
2E17	MOTOR, AIR CIRCULATING FAN	1830-38
2D24	MOTOR, AIR CONDITIONER	1830-20
2E1	MOTOR, AIR CONDITIONER	1830-22
2E3	MOTOR, AIR CONDITIONER BLOWER	1830-24
2E5	MOTOR, AIR CONDITIONING BOX	1830-26
2E17	MOTOR, DEFROSTER FAN	1830-38
1G11	MOTOR, ENGINE CONTROL	0515-4
1G11	MOTOR, ENGINE SPEED CONTROL	0515-4
2D8	MOTOR, HEATER	1830-4
1B18	MOTOR, PROPEL	0260-4
1B24	MOTOR, PROPEL, BRAKE VALVE COMPONENTS	0260-10
1B22	MOTOR, PROPEL, COMPONENTS	0260-8
1E22	MOTOR, STARTING (DELCO-REMY 24V 37MT)	0422-4
3H9	MOTOR, SWING DEVICE	4360-2
3H13	MOTOR, SWING, COMPONENTS	4360-6
1B18	MOTOR, TRAVEL DEVICE	0260-4
1B24	MOTOR, TRAVEL, BRAKE VALVE COMPONENTS	0260-10
1B22	MOTOR, TRAVEL, COMPONENTS	0260-8
2B9	MOTOR, WINDSHIELD WIPER	1810-6
2G19	MOUNT, DECONTAMINATION CAN	2005A-2
1C17	MOUNTS, ENGINE	0400-2
1G19	MUFFLER	0530-2

N

1F13	NOZZLE, COLD WEATHER STARTING AID SPRAY	0505-2
1E8	NOZZLE, FUEL INJECTION	0413-11
2B9	NOZZLE, WINDSHIELD WIPER	1810-6
1D24	NOZZLES, FUEL INJECTION	0413-2

O

1H8	O-RING KIT, METRIC	1369-4
1E12	O-RING, WATER PUMP	0417-2
1D4	O-RINGS, LINER	0403-3
1F23	OIL COOLER	0510-2
1E16	OIL COOLER ADAPTER	0419-2
1G1	OIL COOLER ATTACHMENTS	0510-4
1E17	OIL COOLER BYPASS ADAPTER	0419-3
1E17	OIL COOLER BYPASS TUBES	0419-3
1E16	OIL COOLER COVER	0419-2
3D11	OIL COOLER PIPINGS TO CONTROL VALVE	3360-4
3D9	OIL COOLER PIPINGS TO OIL TANK	3360-2
1E16	OIL COOLER TUBES	0419-2
1E16	OIL COOLER, ENGINE	0419-2
1D14	OIL FILTER BASE	0407-4
1D14	OIL FILTER BYPASS VALVE	0407-4
1D14	OIL FILTER HOUSING	0407-4
1D14	OIL FILTER HOUSING GASKET	0407-4
3F17	OIL FILTER PIPINGS TO CONTROL VALVE	3360-58
3E19	OIL FILTER PIPINGS TO HYDRAULIC PUMP	3360-36
3F19	OIL FILTER PIPINGS TO LOCK VALVE	3360-60
3F17	OIL FILTER PIPINGS TO OIL TANK	3360-58
1D14	OIL FILTER, ENGINE	0407-4
3E19	OIL FILTER, HYDRAULIC	3360-36

GRID		PAGE
1D19	OIL LEVEL SENSOR	0407-9
1E10	OIL LINES, TURBOCHARGER	0416-2
1D16	OIL PAN	0407-6
1D16	OIL PAN GASKET	0407-6
1D14	OIL PRESSURE REGULATING VALVE	0407-4
1E16	OIL PRESSURE REGULATING VALVE	0419-2
1I10	OIL PRESSURE SWITCH	1674-25
1C19	OIL PUMP DRIVE GEAR	0401-1
1D12	OIL PUMP DRIVE GEAR	0407-2
1D12	OIL PUMP GASKET	0407-2
1D11	OIL PUMP INTAKE	0407-1
1D11	OIL PUMP INTAKE GASKET	0407-1
1D12	OIL PUMP, ENGINE	0407-2
1D14	OIL SAMPLING VALVE	0407-4
3E19	OIL SAMPLING VALVE, HYDRAULIC	3360-36
1C24	OIL SEAL, CRANKSHAFT FRONT	0402-2
1C22	OIL SEAL, REAR	0401-4
2H15	OIL TANK	2160-14
3D9	OIL TANK PIPING, LOWER, TO CONTROL VALVE	3360-2
3F7	OIL TANK PIPINGS TO CONTROL VALVE	3360-48
3F17	OIL TANK PIPINGS TO CONTROL VALVE	3360-58
3E23	OIL TANK PIPINGS TO HYDRAULIC PUMP	3360-40
3D9	OIL TANK PIPINGS TO OIL COOLER	3360-2
3F17	OIL TANK PIPINGS TO OIL FILTER	3360-58
2H17	OIL TANK PIPINGS TO PUMP	2160-16
3E19	OIL TANK PIPINGS TO SOLENOID VALVE	3360-36
1D9	OVERHAUL KIT, ENGINE	0404-6
1H14	OVERHEAT LIGHT	1674-4
2G17	OVERLOAD ALARM	2004A-2

P

1D16	PAN, OIL	0407-6
1H14	PANEL, MONITOR	1674-4
3C17	PEDALS, PROPEL	3315-10
3G13	PILOT DUAL CONTROL HANDLE	3360-78
3D1	PILOT LOCK LEVER	3315-18
3F3	PILOT PIPINGS (CONTROL VALVE, PILOT PIPINGS FLOW CONTROL VALVE)	3360-44
3F5	PILOT PIPINGS (CONTROL VALVE, PILOT PIPINGS FLOW CONTROL VALVE)	3360-46
3F13	PILOT PIPINGS (FLOW CONTROL VALVE)	3360-54
3F15	PILOT PIPINGS (FLOW CONTROL VALVE)	3360-56
3F19	PILOT PIPINGS (LOCK VALVE, OIL FILTER)	3360-60
3F7	PILOT PIPINGS (OIL TANK, CONTROL VALVE)	3360-48
3F17	PILOT PIPINGS (OIL TANK, OIL FILTER, CONTROL VALVE)	3360-58
3E23	PILOT PIPINGS (OIL TANK, PUMP)	3360-40
3E19	PILOT PIPINGS (OIL TANK, SOLENOID VALVE, PUMP, FILTER)	3360-36
3F1	PILOT PIPINGS (SOLENOID VALVE, CENTER JOINT, SWING DEVICE, CONTROL VALVE)	3360-42
3E21	PILOT PIPINGS (SWING DEVICE, CONTROL VALVE, SOLENOID VALVE)	3360-38
3F11	PILOT PIPINGS (TRAVEL PILOT VALVE)	3360-52
3F9	PILOT PIPINGS (TRAVEL PILOT VALVE, CONTROL VALVE)	3360-50
3D1	PILOT PIPINGS LOCK VALVE LOCATION	3315-18
3C13	PILOT VALVE COMPONENTS (FRONT AND SWING)	3315-6
3C11	PILOT VALVE, FRONT	3315-4
3F13	PILOT VALVE, FRONT, PIPINGS TO FLOW CONTROL VALVE	3360-54
3F15	PILOT VALVE, FRONT, PIPINGS TO FLOW CONTROL VALVE	3360-56
3F13	PILOT VALVE, FRONT, PIPINGS TO LOCK VALVE	3360-54

ALPHABETICAL INDEX - CONTINUED

GRID	PAGE	GRID	PAGE
3F15	PILOT VALVE, FRONT, PIPINGS TO LOCK VALVE	3F5	PIPING, FLOW CONTROL VALVE TO CONTROL VALVE
	3360 - 56		3360 - 46
3C19	PILOT VALVE, PROPEL	3F13	PIPING, FLOW CONTROL VALVE TO FRONT PILOT VALVE.....
	3315 - 12		3360 - 54
3C21	PILOT VALVE, PROPEL, COMPONENTS	3F15	PIPING, FLOW CONTROL VALVE TO FRONT PILOT VALVE.....
	3315 - 14		3360 - 56
3C11	PILOT VALVE, SWING.....	3F19	PIPING, FLOW CONTROL VALVE TO LOCK VALVE
	3315 - 4		3360 - 60
3C19	PILOT VALVE, TRAVEL.....	3F13	PIPING, FRONT PILOT VALVE TO FLOW CONTROL VALVE
	3315 - 12		3360 - 54
3C21	PILOT VALVE, TRAVEL, COMPONENTS.....	3F15	PIPING, FRONT PILOT VALVE TO FLOW CONTROL VALVE
	3315 - 14		3360 - 56
3C3	PIN-UP DATA, BUCKET	3F13	PIPING, FRONT PILOT VALVE TO LOCK VALVE
	3302 - 20		3360 - 56
3C5	PIN-UP DATA, BUCKET	3F15	PIPING, FRONT PILOT VALVE TO LOCK VALVE
	3302 - 23		3360 - 56
3C7	PIN-UP DATA, BUCKET	1G23	PIPING, FUEL.....
	3302 - 25		0560 - 4
1G19	PIPE, EXHAUST.....	1G23	PIPING, FUEL FILTER WATER SEPARATOR.....
	0530 - 2		0560 - 4
1G17	PIPING, AIR CLEANER TO ENGINE	1G23	PIPING, FUEL TANK TO ENGINE
	0520 - 4		0560 - 4
2D16	PIPING, AIR CONDITIONER COMPRESSOR TO CONDENSER.....	2D12	PIPING, HEATER TO ENGINE
	1830 - 12		1830 - 8
2D16	PIPING, AIR CONDITIONER CONDENSER TO COMPRESSOR	3E19	PIPING, HYDRAULIC PUMP TO OIL FILTER
	1830 - 12		3360 - 36
2D16	PIPING, AIR CONDITIONER CONDENSOR TO TANK	3E23	PIPING, HYDRAULIC PUMP TO OIL TANK.....
	1830 - 12		3360 - 40
2D16	PIPING, AIR CONDITIONER TANK TO CONDENSOR.....	3E19	PIPING, HYDRAULIC PUMP TO SOLENOID VALVE
	1830 - 12		3360 - 36
2D18	PIPING, AIR CONDITIONER TO COMPRESSOR	3F19	PIPING, LOCK VALVE TO FLOW CONTROL VALVE
	1830 - 14		3360 - 60
2D20	PIPING, AIR CONDITIONER TO ENGINE	3F13	PIPING, LOCK VALVE TO FRONT PILOT VALVE
	1830 - 16		3360 - 54
2D18	PIPING, AIR CONDITIONER TO RECEIVING TANK	3F15	PIPING, LOCK VALVE TO FRONT PILOT VALVE
	1830 - 14		3360 - 56
3G19	PIPING, AUXILIARY	3F19	PIPING, LOCK VALVE TO OIL FILTER
	3360 - 84		3360 - 60
3F21	PIPING, BOOM.....	3F19	PIPING, LOCK VALVE TO SOLENOID VALVE
	3360 - 62		3360 - 60
3D23	PIPING, BOOM BOTTOM	3F11	PIPING, LOCK VALVE TO TRAVEL PILOT VALVE
	3360 - 16		3360 - 52
3D23	PIPING, BOOM BOTTOM TO CONTROL VALVE	3D9	PIPING, LOWER OIL TANK TO CONTROL VALVE
	3360 - 16		3360 - 2
3D15	PIPING, BOOM CYLINDER TO CONTROL VALVE	3D17	PIPING, MAIN.....
	3360 - 8		3360 - 10
3D17	PIPING, BOOM TO CONTROL VALVE	3D21	PIPING, MAIN (CONTROL VALVE, CENTER JOINT)
	3360 - 10		3360 - 14
3D21	PIPING, CENTER JOINT TO CONTROL VALVE	3D15	PIPING, MAIN, BOTTOM SIDE OF BOOM CYLINDER
	3360 - 14		3360 - 8
3D13	PIPING, CENTER JOINT TO RETURN PIPINGS.....	1G19	PIPING, MUFFLER TO ENGINE
	3360 - 6		0530 - 2
3F1	PIPING, CENTER JOINT TO SOLENOID VALVE	3D11	PIPING, OIL COOLER TO CONTROL VALVE
	3360 - 42		3360 - 4
1C9	PIPING, CENTER JOINT TO TRAVEL DEVICE	3D9	PIPING, OIL COOLER TO OIL TANK.....
	0260 - 20		3360 - 2
2D18	PIPING, COMPRESSOR TO AIR CONDITIONER	3F17	PIPING, OIL FILTER TO CONTROL VALVE
	1830 - 14		3360 - 58
3D17	PIPING, CONTROL VALVE TO BOOM	3E19	PIPING, OIL FILTER TO HYDRAULIC PUMP
	3360 - 10		3360 - 36
3D23	PIPING, CONTROL VALVE TO BOOM BOTTOM	3F19	PIPING, OIL FILTER TO LOCK VALVE
	3360 - 16		3360 - 60
3D15	PIPING, CONTROL VALVE TO BOOM CYLINDER.....	3F17	PIPING, OIL FILTER TO OIL TANK
	3360 - 8		3360 - 58
3D21	PIPING, CONTROL VALVE TO CENTER JOINT.....	3F7	PIPING, OIL TANK TO CONTROL VALVE.....
	3360 - 14		3360 - 48
3F3	PIPING, CONTROL VALVE TO FLOW CONTROL VALVE	3F17	PIPING, OIL TANK TO CONTROL VALVE.....
	3360 - 44		3360 - 58
3F5	PIPING, CONTROL VALVE TO FLOW CONTROL VALVE	3E23	PIPING, OIL TANK TO HYDRAULIC PUMP.....
	3360 - 46		3360 - 40
3D9	PIPING, CONTROL VALVE TO LOWER OIL TANK	3D9	PIPING, OIL TANK TO OIL COOLER.....
	3360 - 2		3360 - 2
3D11	PIPING, CONTROL VALVE TO OIL COOLER	3F17	PIPING, OIL TANK TO OIL FILTER
	3360 - 4		3360 - 58
3F17	PIPING, CONTROL VALVE TO OIL FILTER	2H17	PIPING, OIL TANK TO PUMP.....
	3360 - 58		2160 - 16
3F7	PIPING, CONTROL VALVE TO OIL TANK.....	3E19	PIPING, OIL TANK TO SOLENOID VALVE
	3360 - 48		3360 - 36
3F17	PIPING, CONTROL VALVE TO OIL TANK.....	3F3	PIPING, PILOT (CONTROL VALVE, PILOT PIPINGS FLOW CONTROL VALVE)
	3360 - 58		3360 - 44
2H19	PIPING, CONTROL VALVE TO PUMP	3F5	PIPING, PILOT (CONTROL VALVE, PILOT PIPINGS FLOW CONTROL VALVE)
	2160 - 18		3360 - 46
3E21	PIPING, CONTROL VALVE TO SOLENOID VALVE	3F13	PIPING, PILOT (FLOW CONTROL VALVE)
	3360 - 38		3360 - 54
3F1	PIPING, CONTROL VALVE TO SOLENOID VALVE	3F15	PIPING, PILOT (FLOW CONTROL VALVE)
	3360 - 42		3360 - 56
3F1	PIPING, CONTROL VALVE TO SWING DEVICE.....	3F19	PIPING, PILOT (LOCK VALVE, OIL FILTER).....
	3360 - 42		3360 - 60
3D19	PIPING, CONTROL VALVE TO SWING MOTOR.....	3F7	PIPING, PILOT (OIL TANK, CONTROL VALVE)
	3360 - 12		3360 - 48
3D13	PIPING, CONTROL VALVE TO TOP OF SWING DEVICE.....	3F17	PIPING, PILOT (OIL TANK, OIL FILTER, CONTROL VALVE)
	3360 - 6		3360 - 58
3F9	PIPING, CONTROL VALVE TO TRAVEL PILOT VALVE	3E23	PIPING, PILOT (OIL TANK, PUMP)
	3360 - 50		3360 - 40
2H19	PIPING, DELIVERY	3E19	PIPING, PILOT (OIL TANK, SOLENOID VALVE, PUMP, FILTER)
	2160 - 18		3360 - 36
1G17	PIPING, ENGINE TO AIR CLEANER	3F1	PIPING, PILOT (SOLENOID VALVE, CENTER JOINT, SWING DEVICE, CONTROL VALVE)
	0520 - 4		3360 - 42
2D20	PIPING, ENGINE TO AIR CONDITIONER		
	1830 - 16		
1G23	PIPING, ENGINE TO FUEL TANK		
	0560 - 4		
2D12	PIPING, ENGINE TO HEATER		
	1830 - 8		
1G19	PIPING, ENGINE TO MUFFLER		
	0530 - 2		
1G5	PIPING, ENGINE TO RADIATOR		
	0510 - 8		
1G23	PIPING, ENGINE TO WATER SEPARATOR		
	0560 - 4		
3F3	PIPING, FLOW CONTROL VALVE TO CONTROL VALVE		
	3360 - 44		

ALPHABETICAL INDEX - CONTINUED

GRID	PAGE	GRID	PAGE
3E21	PIPING, PILOT (SWING DEVICE, CONTROL VALVE, SOLENOID VALVE).....	3G19	PLUMBING, HYDRAULIC AUXILIARY
	3360 - 38	1H14	PREHEAT INDICATOR LIGHT
3F11	PIPING, PILOT (TRAVEL PILOT VALVE).....	3F7	PRESSURE SENSOR, OIL TANK PILOT PIPINGS
3F9	PIPING, PILOT (TRAVEL PILOT VALVE, CONTROL VALVE)	2H7	PRESSURE SENSOR, PUMP
	3360 - 50	2D24	PRESSURE SWITCH, AIR CONDITIONER
3F9	PIPING, PROPEL PILOT VALVE TO CONTROL VALVE	1H1	PRIMER, HAND FUEL FILTER
	3360 - 50	3C15	PROPEL CONTROL LEVER
2H19	PIPING, PUMP TO CONTROL VALVE	1B20	PROPEL DEVICE SUPPORT
2H17	PIPING, PUMP TO OIL TANK.....	3C23	PROPEL LEVER DAMPENER.....
1G5	PIPING, RADIATOR TO ENGINE	1C9	PROPEL LINES,
1G7	PIPING, RADIATOR TO WATER TANK	1B18	PROPEL MOTOR
2D18	PIPING, RECEIVING TANK TO AIR CONDITIONER.....	1B24	PROPEL MOTOR BRAKE RELIEF VALVE
	1830 - 14	1C1	PROPEL MOTOR BRAKE RELIEF VALVE COMPONENTS
1G7	PIPING, RESERVE WATER TANK		0260 - 12
3D13	PIPING, RETURN TO CENTER JOINT.....	1B24	PROPEL MOTOR BRAKE VALVE COMPONENTS
3D13	PIPING, RETURN TO SWING DEVICE	1B22	PROPEL MOTOR COMPONENTS
3F1	PIPING, ROTARY MANIFOLD TO SOLENOID VALVE	1C11	PROPEL MOTOR COVER.....
	3360 - 42	1C3	PROPEL MOTOR SERVO PISTON COMPONENTS
1C9	PIPING, ROTARY MANIFOLD TO TRAVEL DEVICE.....	3C17	PROPEL PEDALS
	0260 - 20	3C19	PROPEL PILOT VALVE
3F1	PIPING, SOLENOID VALVE TO CENTER JOINT	3C21	PROPEL PILOT VALVE COMPONENTS
3E21	PIPING, SOLENOID VALVE TO CONTROL VALVE	3F9	PROPEL PILOT VALVE PIPINGS TO CONTROL VALVE
3F1	PIPING, SOLENOID VALVE TO CONTROL VALVE		3360 - 50
3E19	PIPING, SOLENOID VALVE TO HYDRAULIC PUMP	2G22	PROTECTION VANDAL
	3360 - 36	2D16	PULLEY, AIR CONDITIONER COMPRESSOR
3F19	PIPING, SOLENOID VALVE TO LOCK VALVE	1E23	PULLEY, ALTERNATOR AND HARDWARE
3E19	PIPING, SOLENOID VALVE TO OIL TANK	1F1	PULLEY, CRANKSHAFT AND DAMPERS
3F1	PIPING, SOLENOID VALVE TO ROTARY MANIFOLD	1F3	PULLEY, FAN ADJUSTABLE
	3360 - 42	1F3	PULLEY, IDLER
3E21	PIPING, SOLENOID VALVE TO SWING DEVICE	2H5	PUMP COUPLING
2H17	PIPING, SUCTION	2H5	PUMP DEVICE COMPONENTS
3F1	PIPING, SWING DEVICE TO CONTROL VALVE.....	2H19	PUMP PIPING TO CONTROL VALVE
3D13	PIPING, SWING DEVICE TO RETURN PIPINGS	3E19	PUMP PIPINGS TO OIL FILTER.....
3E21	PIPING, SWING DEVICE TO SOLENOID VALVE	2H17	PUMP PIPINGS TO OIL TANK
3D13	PIPING, SWING DEVICE TOP TO CONTROL VALVE	3E23	PUMP PIPINGS TO OIL TANK
	3360 - 6	3E19	PUMP PIPINGS TO SOLENOID VALVE.....
3D19	PIPING, SWING MOTOR TO CONTROL VALVE.....	2H7	PUMP PRESSURE SENSOR
1C9	PIPING, TRAVEL	2H9	PUMP REGULATOR (COMPONENTS).....
1C9	PIPING, TRAVEL DEVICE TO CENTER JOINT.....	2H13	PUMP SUPPORT
1C9	PIPING, TRAVEL DEVICE TO ROTARY MANIFOLD	2H7	PUMP UNIT, COMPONENTS
	0260 - 20	1E1	PUMP, FUEL INJ.....
3F9	PIPING, TRAVEL PILOT VALVE TO CONTROL VALVE	1E1	PUMP, FUEL TRANSFER
	3360 - 50	1E6	PUMP, FUEL TRANSFER (ROBERT BOSCH).....
3F11	PIPING, TRAVEL PILOT VALVE TO LOCK VALVE	2H11	PUMP, GEAR
	3360 - 52	2H3	PUMP, HYDRAULIC.....
1G23	PIPING, WATER SEPARATOR	1D12	PUMP, OIL ENGINE.....
1G23	PIPING, WATER SEPARATOR TO ENGINE	1E12	PUMP, WATER.....
1G23	PIPING, WATER SEPARATOR TO FUEL TANK	2C11	PUMP, WINDOW WASHER.....
1G7	PIPING, WATER TANK TO RADIATOR	1D1	PUSH RODS.....
3D13	PIPING, DRAIN		0402 - 4
3F23	PIPING, LUBRICATE		Q
3D19	PIPING, MAIN (CONTROL VALVE, SWING MOTOR)	2I2	QUICK COUPLERS, HYDRAULIC.....
	3360 - 12	3C4	QUICK LATCH ASSEMBLY
3D11	PIPING, RETURN, CONTROL VALVE TO OIL COOLER	3C6	QUICK LATCH ASSEMBLY HYDRAULIC KIT
	3360 - 4		3302 - 22
3D9	PIPING, RETURN, OIL COOLER TO OIL TANK		3302 - 24
1D5	PISTON COOLING JETS.....		R
1D4	PISTON RINGS	2C3	RACK, RIFLE
1D4	PISTON/LINER KIT	2G22	RACK, STORAGE, VANDAL PROTECTION
1D4	PISTON, ENGINE.....		2013B - 2
1B22	PISTON, SERVO	1F23	RADIATOR
1C3	PISTON, SERVO, COMPONENTS	1G3	RADIATOR ATTACHMENTS
3B23	PLATE LIP BUCKET, SEVERE DUTY, TOOTH ASSEMBLY.....	1G5	RADIATOR PIPING TO ENGINE.....
	3302 - 16	1G7	RADIATOR PIPING TO WATER TANK.....
2C15	PLATE, CAB FLOOR		0510 - 10
2C15	PLATE, CAB FLOOR		0510 - 6
1G3	PLENUM, AIR COOLER		0510 - 8
	0510 - 6		0510 - 10

ALPHABETICAL INDEX - CONTINUED

GRID	PAGE	GRID	PAGE
1G5	RADIATOR SUPPORT.....0510-8	1F23	SCREEN, RADIATOR0510-2
2D24	RADIATOR, AIR CONDITIONER.....1830-20	3G9	SEAL KIT, ARM CYLINDER3360-74
2C9	RADIO.....1810-30	3G11	SEAL KIT, BUCKET CYLINDER3360-76
2B9	RADIO ANTENNA.....1810-6	3G7	SEAL KIT, LEFT BOOM CYLINDER.....3360-72
2B9	RADIO SPEAKER.....1810-6	2H11	SEAL KIT, PUMP GEAR2160-10
2B9	RADIO SPEAKER WIRE HARNESS.....1810-6	3G5	SEAL KIT, RIGHT BOOM CYLINDER.....3360-70
2F1	RAIL, HAND1910-6	1C24	SEAL, FRONT OIL0402-2
1I22	REAR HOOD LIGHTS1673A-6	1C22	SEAL, REAR OIL0401-4
1C22	REAR OIL SEAL.....0401-4	1E12	SEAL, TUBE0417-2
1C22	REAR OIL SEAL GASKET.....0401-4	1E12	SEAL, WATER PUMP OIL.....0417-2
1C22	REAR OIL SEAL HOUSING.....0401-4	2C23	SEAT1821-2
2E15	REAR TRAY (FOR UNITS WITH AIR CONDITIONER)1830-36	2D3	SEAT BELT.....1821-6
2E13	REAR TRAY (FOR UNITS WITH HEATER)1830-34	2D5	SEAT BELT, RETRACTABLE (76MM (3") WIDE1821-9
2G14	REAR VIEW MIRROR, LEFT2002-2	2D1	SEAT STAND ADJUSTER1821-4
2F21	REAR VIEW MIRROR, RIGHT1910-26	2D1	SEAT STAND COMPONENTS1821-4
2D16	RECEIVER TANK, AIR CONDITIONER1830-12	2F23	SECURITY HASP, TOOL BOX1910-28
2D18	RECEIVING TANK PIPING TO AIR CONDITIONER1830-14	1C17	SENDER, ENGINE TEMPERATURE.....0400-2
1I16	RECEPTACLE, SLAVE.....1671A-2	1G7	SENDER, RESERVE WATER TANK.....0510-10
2H9	REGULATOR (COMPONENTS).....2160-8	2H5	SENSOR, ENGINE SPEED2160-4
2H7	REGULATOR, PUMP2160-6	1D19	SENSOR, OIL LEVEL0407-9
2E1	RELAY, AIR CONDITIONER1830-22	3F7	SENSOR, PRESSURE, OIL TANK PILOT PIPIINGS3360-48
1H20	RELAY, BATTERY1674-10	2H7	SENSOR, PUMP PRESSURE2160-6
3G13	RELAY, MODUAL FOR DUAL AUXILIARY CONTROL3360-78	1I11	SENSOR, TEMPERATURE SWITCH1674-26
1H20	RELAY, STARTER1674-10	1B22	SERVO PISTON.....0260-8
1H18	RELAYS1674-8	3B21	SEVERE DUTY CAST LIP BUCKET TOOTH ASSEMBLY.....3302-14
3G1	RELIEF VALVE.....3360-66	3B23	SEVERE DUTY PLATE LIP BUCKET, TOOTH ASSEMBLY.....3302-16
1B24	RELIEF VALVE, PROPEL MOTOR BRAKE0260-10	1D1	SHAFT, ROCKER ARM0402-4
1C1	RELIEF VALVE, PROPEL MOTOR BRAKE COMPONENTS0260-12	3B13	SHANK, GENERAL PURPOSE BUCKET3302-6
1G7	RESERVE WATER TANK0510-10	3B15	SHANK, GENERAL PURPOSE BUCKET3302-8
2H15	RESERVOIR, HYDRAULIC OIL.....2160-14	3B17	SHANK, HEAVY DUTY BUCKET3302-10
2C11	RESERVOIR, WINDOW WASHER1810-32	3B19	SHANK, HEAVY DUTY BUCKET3302-12
2D8	RESISTER, HEATER1830-4	3B21	SHANK, SEVERE DUTY CAST LIP BUCKET3302-14
2E3	RESISTOR, AIR CONDITIONER BLOWER1830-24	3B23	SHANK, SEVERE DUTY PLATE LIP BUCKET3302-16
2D5	RETRACTABLE SEAT BELT (76MM (3") WIDE.....1821-9	1D20	SHIELD, EXHAUST VALVE0409-2
3D13	RETURN PIPINGS TO CENTER JOINT3360-6	1D4	SHIM, LINER0403-3
3D13	RETURN PIPINGS TO SWING DEVICE.....3360-6	1B13	SHOE, TRACK0130-16
3D11	RETURN PIPINGS, CONTROL VALVE TO OIL COOLER.....3360-4	3D5	SHORT ARM 2.66M3340-2
3D9	RETURN PIPINGS, OIL COOLER TO OIL TANK3360-2	1D7	SHORT BLOCK0404-4
2C3	RIFLE RACK.....1810-24	1F8	SHORT BLOCK GASKET KIT.....0452-2
3G5	RIGHT BOOM CYLINDER3360-70	1G3	SHROUD, COOLING PACKAGE0510-6
1E12	RING, WATER PUMP RETAINING0417-2	3B9	SIDE CUTTERS, GENERAL PURPOSE BUCKET3302-2
1D4	RINGS, PISTON0403-3	3B11	SIDE CUTTERS, GENERAL PURPOSE BUCKET3302-4
1D2	ROCKER ARM COVER0402-5	1J4	SIDE RAIL.....1740-4
1D2	ROCKER ARM COVER GASKET0402-5	1I16	SLAVE RECEPTACLE1671A-2
1D1	ROCKER ARM SHAFT.....0402-4	2D1	SLIDER, SEAT STAND1821-4
1D1	ROCKER ARMS0402-4	3E17	SOLENOID VALVE.....3360-34
1D4	RODS, CONNECTING0403-3	3G13	SOLENOID VALVE DUAL CONTROL HARNESS3360-78
1D1	RODS, PUSH0402-4	3F1	SOLENOID VALVE PIPINGS TO CENTER JOINT3360-42
1B11	ROLLER, LOWER.....0130-14	3E21	SOLENOID VALVE PIPINGS TO CONTROL VALVE3360-38
1B9	ROLLER, UPPPER (330LC).....0130-12	3F1	SOLENOID VALVE PIPINGS TO CONTROL VALVE3360-42
3F1	ROTARY MANIFOLD PIPINGS TO SOLENOID VALVE3360-42	3E19	SOLENOID VALVE PIPINGS TO HYDRAULIC PUMP.....3360-36
1C9	ROTARY MANIFOLD PIPINGS TO TRAVEL DEVICE.....0260-20	3F19	SOLENOID VALVE PIPINGS TO LOCK VALVE3360-60
1C7	ROTARY MANIFOLD SUPPORT.....0260-18	3E19	SOLENOID VALVE PIPINGS TO OIL TANK3360-36
2F21	RUBBER STRIP, TOOL BOX1910-26	3F1	SOLENOID VALVE PIPINGS TO ROTARY MANIFOLD3360-42
1J4	RUBRAIL.....1740-4	3E21	SOLENOID VALVE PIPINGS TO SWING DEVICE3360-38
	S	1E1	SOLENOID, ELECTRIC SHUT-OFF0413-4
1G15	SCREEN, AIR CLEANER.....0520-2	1E7	SOLENOID, ELECTRIC SHUT-OFF0413-10
2G8	SCREEN, CAB, UPPER FRONT1913A-2	1F5	SPACER, FAN0429-6
1F23	SCREEN, OIL COOLER.....0510-2	2B9	SPEAKER, RADIO1810-6
		2H5	SPEED SENSOR, ENGINE2160-4
		3G21	SPOOL CONTROL W/FLOW KIT3360-86
		2C17	STAND1810-38
		2C23	STAND, SEAT1821-2

ALPHABETICAL INDEX - CONTINUED

GRID		PAGE	GRID		PAGE
2D1	STAND, SEAT, COMPONENTS	1821-4	3B23	TEETH, SEVERE DUTY PLATE LIP BUCKET	3302-16
1H22	START SWITCH	1674-12	1I11	TEMPERATURE SWITCH SENSOR	1674-26
1F6	STARTER GEAR	0433-1	1G3	TEMPERATURE SWITCH, AIR COOLER	0510-6
1H20	STARTER RELAY	1674-10	1E24	TENSIONER, BELT	0423-2
1F13	STARTING AID, COLD WEATHER	0505-2	1I5	TERMINALS, WEATHERPACK	1674-20
1E22	STARTING MOTOR (DELCO-REMY 24V 37MT)	0422-4	1E14	THERMOSTAT	0418-2
1A23	STEP, TRACK FRAME	0130-2	1E14	THERMOSTAT COVER	0418-2
2G23	STORAGE BOX, VANDAL PROTECTION	2013B-3	1E14	THERMOSTAT GASKET	0418-2
2E19	STORAGE HOOKS,CAB	1801A-2	1E14	THERMOSTAT HOUSING, FRONT	0418-2
2G22	STORAGE RACK, VANDAL PROTECTION	2013B-2	2D24	THERMOSTAT, AIR CONDITIONER	1830-20
1G21	STRAINER, FUEL TANK	0560-2	1C20	THRUST BEARING	0401-2
1E24	STRAP, ALTERNATOR ADJUSTING	0423-2	1C20	THRUST WASHER	0401-2
1D22	STRAPS, ENGINE LIFT	0409-4	1C24	TIMING GEAR COVER	0402-2
2H17	SUCTION PIPINGS	2160-16	1C24	TIMING GEAR COVER GASKET	0402-2
1E24	SUPPORT, ALTERNATOR	0423-2	2E17	TOGGLE SWITCH, AIR CIRCULATING FAN	1830-38
1F13	SUPPORT, COLD WEATHER STARTING AID	0505-2	2E17	TOGGLE SWITCH, DEFROSTER FAN	1830-38
1G1	SURGE TANK, COOLING PACKAGE	0510-4	2F21	TOOL BOX	1910-26
2C23	SUSPENSION, SEAT	1821-2	2F21	TOOL BOX COVER	1910-26
1J8	SWING BEARING	1740-8	2G1	TOOL BOX DOOR LOCK LATCH	1910-30
1J10	SWING BEARING GREASE COVER	1740-10	2F23	TOOL BOX SECURITY HASP	1910-28
3H9	SWING DEVICE COMPONENTS	4360-2	2F24	TOOL BOX SECURITY HASP	1910-29
3F1	SWING DEVICE PIPINGS TO CONTROL VALVE	3360-42	3C1	TOOTH, ESCO	3302-18
3D13	SWING DEVICE PIPINGS TO RETURN PIPINGS	3360-6	3B13	TOOTH, GENERAL PURPOSE BUCKET	3302-6
3E21	SWING DEVICE PIPINGS TO SOLENOID VALVE	3360-38	3B15	TOOTH, GENERAL PURPOSE BUCKET	3302-8
3H11	SWING DEVICE SUPPORT	4360-4	3B17	TOOTH, HEAVY DUTY BUCKET	3302-10
3D13	SWING DEVICE TOP PIPINGS TO CONTROL VALVE	3360-6	3B19	TOOTH, HEAVY DUTY BUCKET	3302-12
3H13	SWING MOTOR COMPONENTS	4360-6	3B21	TOOTH, SEVERE DUTY CAST LIP BUCKET	3302-14
3D19	SWING MOTOR PIPINGS TO CONTROL VALVE	3360-12	3B23	TOOTH, SEVERE DUTY PLATE LIP BUCKET	3302-16
3C11	SWING PILOT VALVE	3315-4	1H7	TORQ-GARD ENGINE OIL	1369-3
3C13	SWING PILOT VALVE COMPONENTS	3315-6	3C23	TORSIONAL DAMPENER, PROPEL LEVER	3315-16
3F3	SWITCH, ARM IN PRESSURE	3360-44	2C23	TORSIONAL DAMPENER, SEAT	1821-2
3F3	SWITCH, BOOM UP PRESSURE	3360-44	1B13	TRACK CHAIN	0130-16
1G13	SWITCH, ENGINE CONTROLLER	0515-6	1A23	TRACK FRAME	0130-2
3G15	SWITCH, FOOT, AUXILIARY ELECTRIC	3360-80	1B1	TRACK GUARD	0130-4
3C9	SWITCH, HORN	3315-2	1B13	TRACK LINK	0130-16
1G21	SWITCH, LEVEL, FUEL TANK	0560-2	1B13	TRACK SHOE	0130-16
1G7	SWITCH, LEVEL, RESERVE WATER TANK	0510-10	1B3	TRACK UNDER COVER	0130-6
1I10	SWITCH, OIL PRESSURE	1674-25	1E6	TRANSFER PUMP, FUEL (ROBERT BOSCH)	0413-9
2D24	SWITCH, PRESSURE, AIR CONDITIONER	1830-20	3C15	TRAVEL CONTROL LEVER	3315-8
1G3	SWITCH, TEMPERATURE, AIR COOLER	0510-6	1B18	TRAVEL DEVICE	0260-4
2E17	SWITCH, TOGGLE, AIR CIRCULATING FAN	1830-38	1C9	TRAVEL DEVICE PIPING TO CENTER JOINT	0260-20
2E17	SWITCH, TOGGLE, DEFROSTER FAN	1830-38	1C9	TRAVEL DEVICE PIPINGS TO ROTARY MANIFOLD	0260-20
1H14	SWITCH, TRAVEL MODE	1674-4	1B20	TRAVEL DEVICE SUPPORT	0260-6
1H14	SWITCH, WIPER	1674-4	3C23	TRAVEL LEVER DAMPENER	3315-16
1H14	SWITCH, WORK LIGHT	1674-4	1H14	TRAVEL MODE SWITCH	1674-4
1H14	SWITCHBOARD	1674-4	1I3	TRAVEL MOTION ALARM	1674-18
			1B24	TRAVEL MOTOR BRAKE RELIEF VALVE	0260-10
			1C1	TRAVEL MOTOR BRAKE RELIEF VALVE COMPONENTS	0260-12
			1B24	TRAVEL MOTOR BRAKE VALVE COMPONENTS	0260-10
			1B22	TRAVEL MOTOR COMPONENTS	0260-8
			1C11	TRAVEL MOTOR COVER	0260-22
			1C3	TRAVEL MOTOR SERVO PISTON COMPONENTS	0260-14
			3C19	TRAVEL PILOT VALVE	3315-12
			3C21	TRAVEL PILOT VALVE COMPONENTS	3315-14
			3F9	TRAVEL PILOT VALVE PIPINGS TO CONTROL VALVE	3360-50
			3F11	TRAVEL PILOT VALVE PIPINGS TO LOCK VALVE	3360-52
			1C9	TRAVEL PIPINGS	0260-20
			2E15	TRAY, REAR (FOR UNITS WITH AIR CONDITIONER)	1830-36
			2E13	TRAY, REAR (FOR UNITS WITH HEATER)	1830-34
			1E12	TUBE SEAL	0417-2
			1D18	TUBE, ENGINE OIL DIPSTICK	0407-8
			1G19	TUBE, ENGINE TO MUFFLER	0530-2
			1G19	TUBE, MUFFLER TO ENGINE	0530-2
			1E14	TUBE, THERMOSTAT HOUSING	0418-2

T

2D16	TANK, AIR CONDITIONER	1830-12
2D16	TANK, FREON	1830-12
1G21	TANK, FUEL	0560-2
2H15	TANK, OIL	2160-14
2D16	TANK, RECEIVER, AIR CONDITIONER	1830-12
1G1	TANK, SURGE, COOLING PACKAGE	0510-4
1G7	TANK, WATER, RESERVE	0510-10
2C11	TANK, WINDOW WASHER	1810-32
3C1	TEETH, ESCO	3302-18
3B13	TEETH, GENERAL PURPOSE BUCKET	3302-6
3B15	TEETH, GENERAL PURPOSE BUCKET	3302-8
3B17	TEETH, HEAVY DUTY BUCKET	3302-10
3B19	TEETH, HEAVY DUTY BUCKET	3302-12
3B21	TEETH, SEVERE DUTY CAST LIP BUCKET	3302-14

ALPHABETICAL INDEX - CONTINUED

GRID		PAGE
1E16	TUBES, OIL COOLER	0419-2
1E17	TUBES, OIL COOLER BYPASS	0419-3
1E10	TURBOCHARGER GASKET	0416-2
1E10	TURBOCHARGER OIL LINES.....	0416-2
1E10	TURBOCHARGER WITH WASTEGATE	0416-2

U

2G3	UNDER COVER	1910-32
2F15	UNDER COVER, LEFT SIDE	1910-20
1D3	UNDERSIZE CRANKSHAFT KIT (CONNECTING ROD JOURNAL)	0403-2
1C21	UNDERSIZE MAIN BEARING CRANKSHAFT AND BEARING KIT.....	0401-3
1B9	UPPER ROLLER (330LC)	0130-12

V

1D20	VALVE SEAT INSERTS.....	0409-2
3G23	VALVE, BOOM CYLINDER LOAD LOWERING	3360-88
3H1	VALVE, BOOM CYLINDER LOAD LOWERING	3360-90
1B22	VALVE, BRAKE	0260-8
1B24	VALVE, BRAKE, COMPONENTS	0260-10
3E1	VALVE, CONTROL.....	3360-18
3E5	VALVE, CONTROL (COMPONENTS)	3360-22
3E7	VALVE, CONTROL (COMPONENTS)	3360-24
3E9	VALVE, CONTROL (COMPONENTS)	3360-26
3E11	VALVE, CONTROL (COMPONENTS)	3360-28
3E13	VALVE, CONTROL (COMPONENTS)	3360-30
3E15	VALVE, CONTROL (COMPONENTS)	3360-32
3E3	VALVE, CONTROL, SUPPORT	3360-20
1F13	VALVE, ETHER	0505-2
3G17	VALVE, FLOW CONTROL.....	3360-82
1E18	VALVE, FUEL CHECK	0420-2
1E20	VALVE, FUEL CHECK	0422-2
3G3	VALVE, LOCK.....	3360-68
3F11	VALVE, LOCK, PILOT PIPINGS	3360-52
1D14	VALVE, OIL FILTER BYPASS.....	0407-4
1D14	VALVE, OIL PRESSURE REGULATING.....	0407-4
1E16	VALVE, OIL PRESSURE REGULATING.....	0419-2
1D14	VALVE, OIL SAMPLING.....	0407-4
3E19	VALVE, OIL SAMPLING, HYDRAULIC	3360-36
3F3	VALVE, PILOT PIPINGS FLOW CONTROL	3360-44
3C13	VALVE, PILOT, COMPONENTS (FRONT AND SWING).....	3315-6
3C11	VALVE, PILOT, FRONT	3315-4
3C19	VALVE, PILOT, PROPEL.....	3315-12
3C21	VALVE, PILOT, PROPEL, COMPONENTS.....	3315-14
3C11	VALVE, PILOT, SWING	3315-4
3C19	VALVE, PILOT, TRAVEL	3315-12
3C21	VALVE, PILOT, TRAVEL, COMPONENTS	3315-14
3G1	VALVE, RELIEF	3360-66
1B24	VALVE, RELIEF, PROPEL MOTOR BRAKE	0260-10
1C1	VALVE, RELIEF, PROPEL MOTOR BRAKE COMPONENTS	0260-12
3E17	VALVE, SOLENOID	3360-34
1D20	VALVES, EXHAUST	0409-2
1D20	VALVES, INTAKE.....	0409-2
2E22	VANDAL PROTECTION	1910-2
2G23	VANDAL PROTECTION STORAGE BOX	2013B-3
2G22	VANDAL PROTECTION STORAGE RACK	2013B-2
2D16	VAPOR CONDENSER, AIR CONDITIONER.....	1830-12
1D2	VENT HOSE (ROCKER ARM).....	0402-5

GRID		PAGE
1E14	VENT LINE, WATER MANIFOLD	0418-2

W

1H14	WARM UP COMPLETE INDICATOR	1674-4
1H14	WARNING BUZZER	1674-4
1C20	WASHER, THRUST	0401-2
1E14	WATER MANIFOLD GASKET	0418-2
1E14	WATER MANIFOLD, FRONT.....	0418-2
1E12	WATER PUMP	0417-2
1E12	WATER PUMP GASKET	0417-2
1E12	WATER PUMP INLET	0417-2
1E12	WATER PUMP O-RING	0417-2
1E12	WATER PUMP OIL SEAL	0417-2
1E12	WATER PUMP RETAINING RING	0417-2
1E12	WATER PUMP SEAL KIT	0417-2
1H1	WATER SEPARATOR BRACKET	0560-6
1G23	WATER SEPARATOR HOSE	0560-4
1G23	WATER SEPARATOR PIPING TO ENGINE.....	0560-4
1G23	WATER SEPARATOR PIPING TO FUEL TANK	0560-4
1G23	WATER SEPARATOR, FUEL FILTER	0560-4
1G7	WATER TANK PIPING TO RADIATOR.....	0510-10
1G7	WATER TANK, RESERVE.....	0510-10
3B9	WEAR BARS, GENERAL PURPOSE BUCKET	3302-2
3B11	WEAR BARS, GENERAL PURPOSE BUCKET	3302-4
1I5	WEATHERPACK TERMINALS AND CONNECTORS.....	1674-20
2F17	WEATHERSTRIP (SIDE SERVICE DOORS)	1910-22
2B13	WEATHERSTRIP, CAB DOOR	1810-10
2B15	WEATHERSTRIP, CAB DOOR	1810-12
2B17	WEATHERSTRIP, CAB FRONT	1810-14
2B19	WEATHERSTRIP, CAB FRONT	1810-16
2B11	WEATHERSTRIP, CAB REAR AND LEFT SIDE	1810-8
2B23	WEATHERSTRIP, CAB TOP HATCH	1810-20
2F21	WEATHERSTRIP, TOOL BOX.....	1910-26
2B21	WINDOW GUARD	1810-18
2E22	WINDOW GUARDS	1910-2
2C11	WINDOW WASHER	1810-32
2B13	WINDOW, CAB DOOR.....	1810-10
2B15	WINDOW, CAB DOOR.....	1810-12
2B17	WINDOW, CAB FRONT	1810-14
2B19	WINDOW, CAB FRONT	1810-16
2B11	WINDOW, CAB REAR AND LEFT SIDE	1810-8
2B21	WINDOW, CAB RIGHT SIDE	1810-18
2G11	WINDSHIELD GUARD, LOWER FRONT	1913B-2
2C11	WINDSHIELD WASHER.....	1810-32
2B9	WINDSHIELD WASHER HOSE	1810-6
2B9	WINDSHIELD WASHER NOZZLE	1810-6
2B9	WINDSHIELD WIPER.....	1810-6
2B9	WINDSHIELD WIPER MOTOR	1810-6
2B9	WIPER MOTOR, WINDSHIELD.....	1810-6
1H14	WIPER SWITCH.....	1674-4
2B9	WIPER, WINDSHIELD	1810-6
1H16	WIRE HARNESS	1674-6
1H16	WIRE HARNESS EXTENSION	1674-6
2D14	WIRE HARNESS, AIR CONDITIONER	1830-10
2D24	WIRE HARNESS, AIR CONDITIONER	1830-20
2D16	WIRE HARNESS, AIR CONDITIONER COMPRESSOR	1830-12
1H20	WIRE HARNESS, BATTERY	1674-10
2E17	WIRE HARNESS, DEFROSTER FAN.....	1830-38
2B9	WIRE HARNESS, DOME LIGHT	1810-6
3G15	WIRE HARNESS, FOOT SWITCH	3360-80
2D8	WIRE HARNESS, HEATER	1830-4
1I1	WIRE HARNESS, HORN	1674-16
1H24	WIRE HARNESS, MAIN.....	1674-14
2C9	WIRE HARNESS, RADIO.....	1810-30
2B9	WIRE HARNESS, RADIO SPEAKER	1810-6

ALPHABETICAL INDEX - CONTINUED

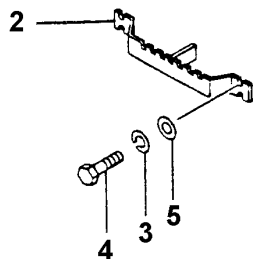
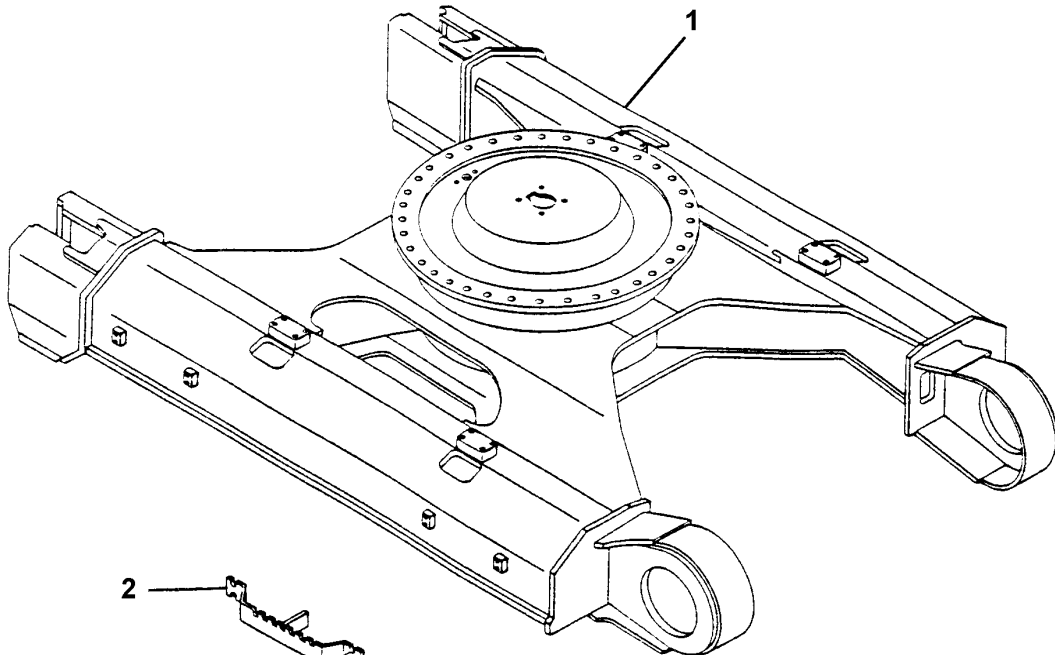
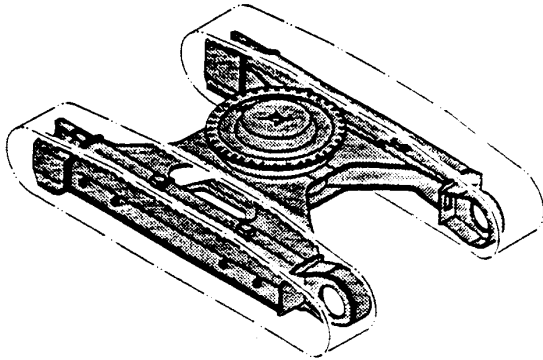
<i>GRID</i>	<i>PAGE</i>	<i>GRID</i>	<i>PAGE</i>
1H18 WIRE HARNESS, RELAYS	1674-8		
1H20 WIRE HARNESS, STARTER	1674-10		
1I7 WIRE KIT, LEAD	1674-22		
1H16 WIRING HARNESS	1674-6		
1I9 WIRING HARNESS KIT	1674-24		
1H14 WORK LIGHT SWITCH	1674-4		

ORDER REPAIR AND REPLACEMENT PARTS FROM SECTION 0130 USING JOHN DEERE CAGE CODE 1J955.

MEMORANDA

TP59144 -UN-16JUN98

TRACK FRAME



TP59144

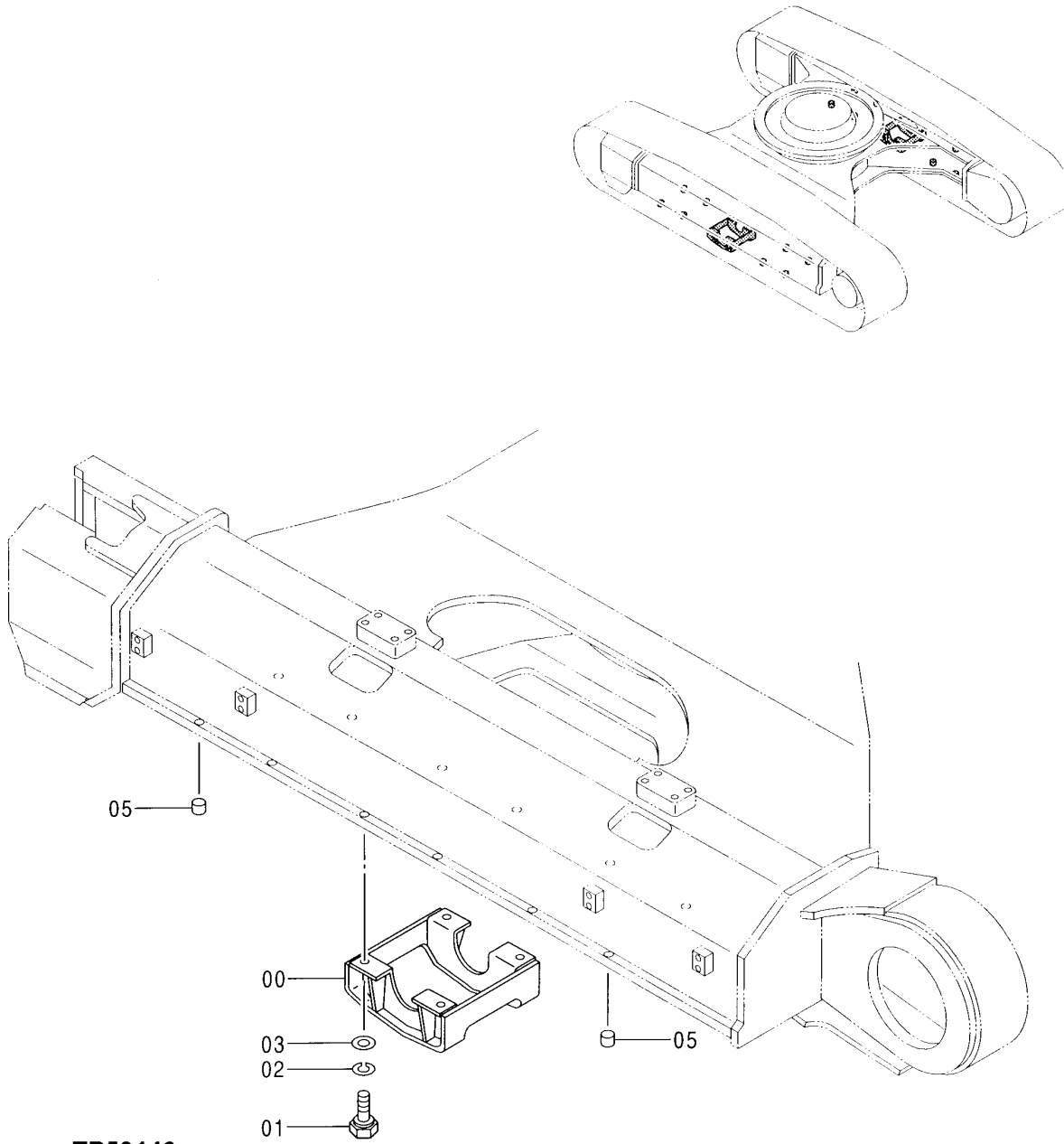
WHEELS, TIRES, TRACKS

TRACK FRAME

KEY	PART NO.	PART NAME	QTY	SERIAL NO.	REMARKS
1	AT250154	FRAME	1		(CONVENIENCE ASSEMBLY)
2	AT178255	STEP	4		
3	12H294	LOCK WASHER	16		15.875 MM (5/8")
4	19M7489	CAP SCREW	16		M16 X 45
5	24M7338	WASHER	16		17 X 30 X 3 MM (0.669" X 1.181" X 0.118")

TP59146 -UN-16JUN98

TRACK GUARD



TP59146

WHEELS, TIRES, TRACKS

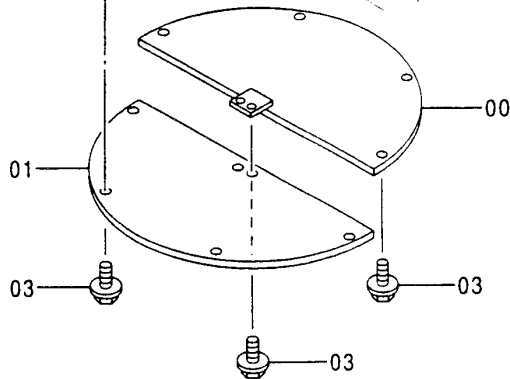
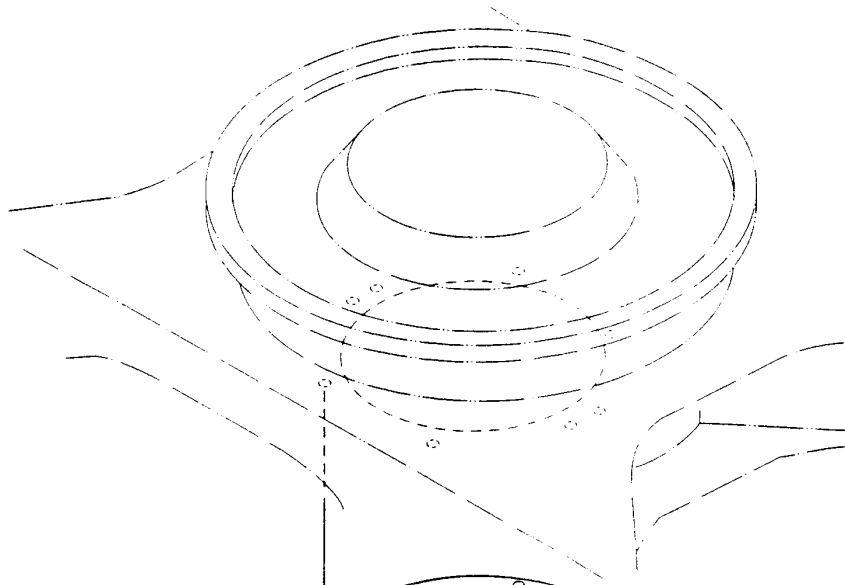
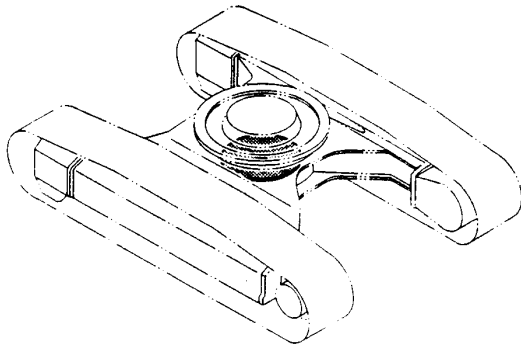
TRACK GUARD

KEY	PART NO.	PART NAME	QTY	SERIAL NO.	REMARKS
0	AT201128	GUARD	2		
1	19M7597	CAP SCREW	8	M20 X 50	
2	12M7070	LOCK WASHER	8	20.200 MM (0.795")	
3	N231749	WASHER	8	20.625 X 38.100 X 6.350 MM (13/16" X 1-1/2" X 1/4")	
5	99M7010	PLUG	16		

TP59148

-UN-16JUN98

TRACK UNDER COVER



TP59148

WHEELS, TIRES, TRACKS

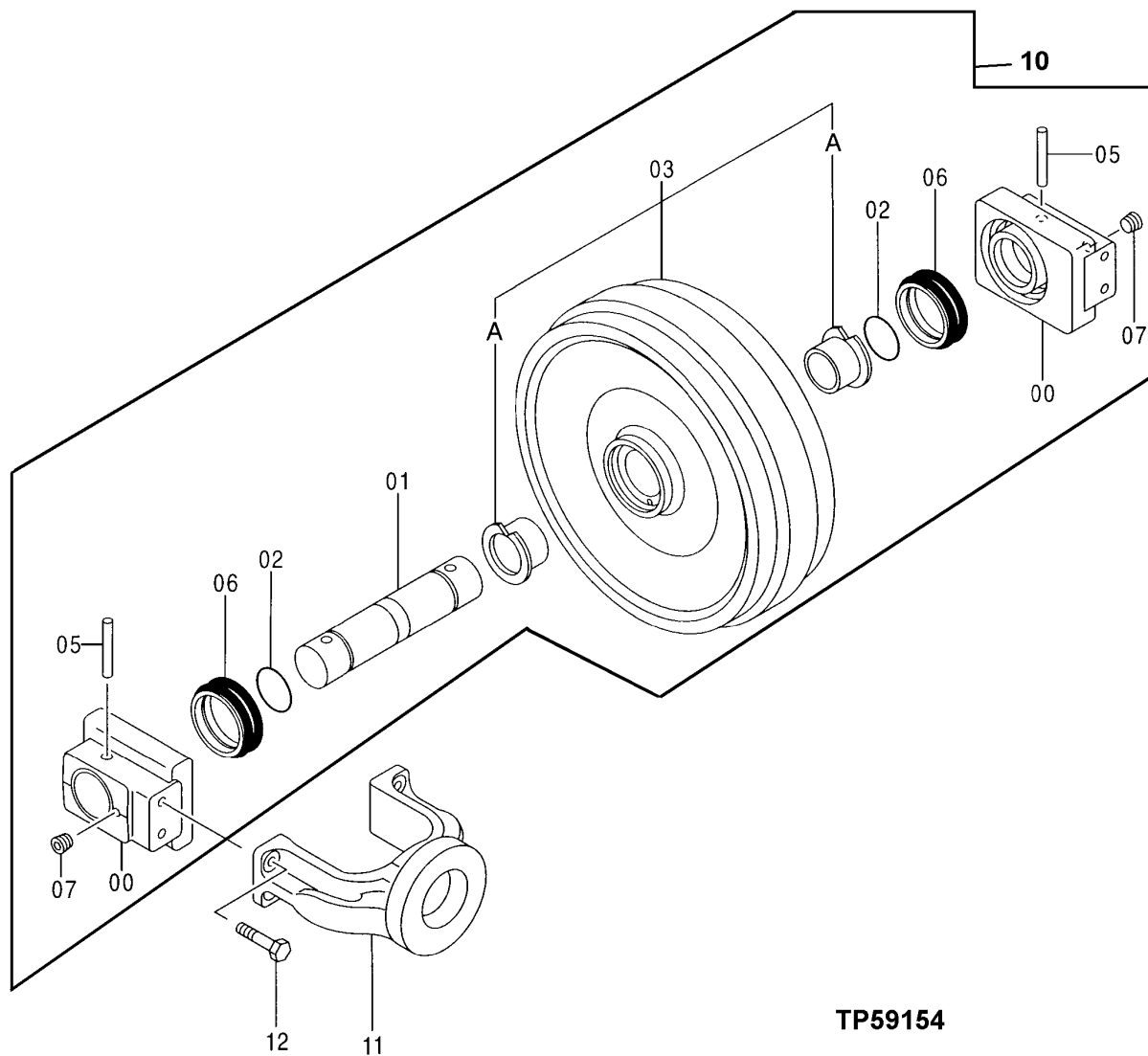
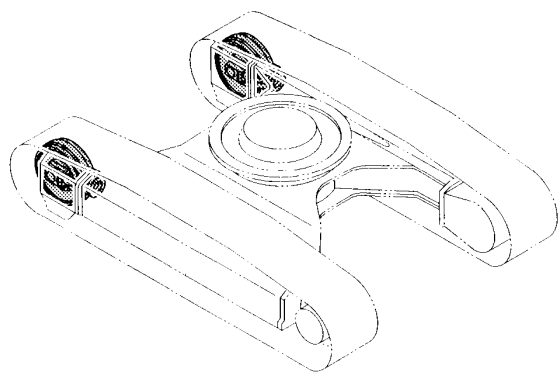
TRACK UNDER COVER

KEY	PART NO.	PART NAME	QTY	SERIAL NO.	REMARKS
0	AT250448	COVER	1		
1	AT250449	COVER	1		
3	19M8011	CAP SCREW	10	M12 X 30	
	12H301	LOCK WASHER	10	12.700 MM (1/2")	
	24M7047	WASHER	10	13 X 24 X 2.500 MM (0.512" X 0.945" X 0.098")	

TP59154

-UN-04JUN98

FRONT IDLER



TP59154

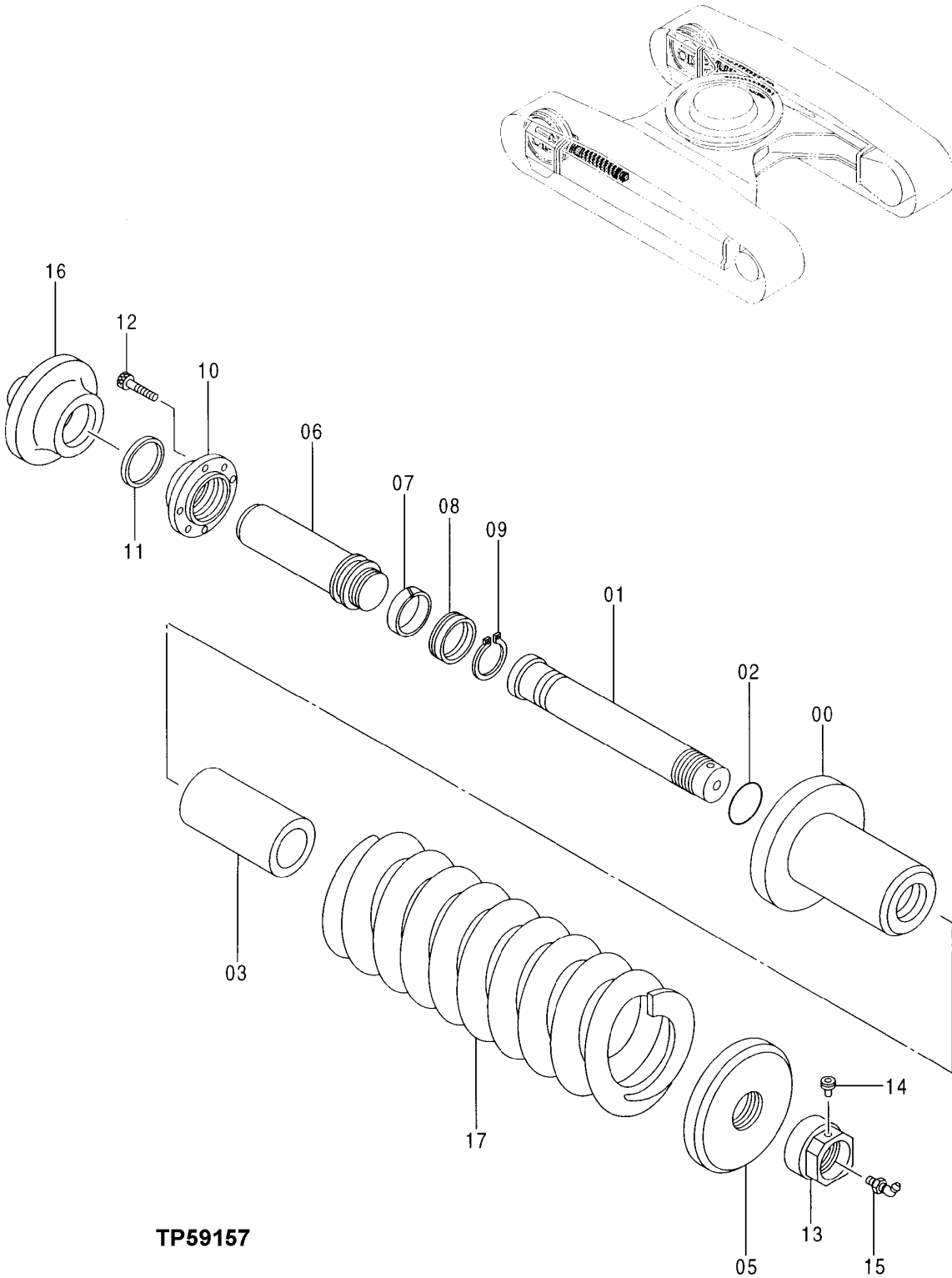
WHEELS, TIRES, TRACKS

FRONT IDLER

KEY	PART NO.	PART NAME	QTY	SERIAL NO.	REMARKS
0	AT219584	BRACKET	2		
1	AT219619	SHAFT	1		
2	CH11573	PACKING	2		
3	AT250250	ROLLER	1		
3A	AT179610	BUSHING	2		
5	TH103124	PIN	2		
6	TH111283	SEAL KIT	2		
7	TH100434	FITTING PLUG	2		
10	AT250450	IDLER	2		(ONE EACH SIDE OF UNIT)
11	AT219585	YOKE	2		
12	19M7488	CAP SCREW	8	M16 X 40	

ADJUSTER

TP59157 -UN-16JUN98



TP59157

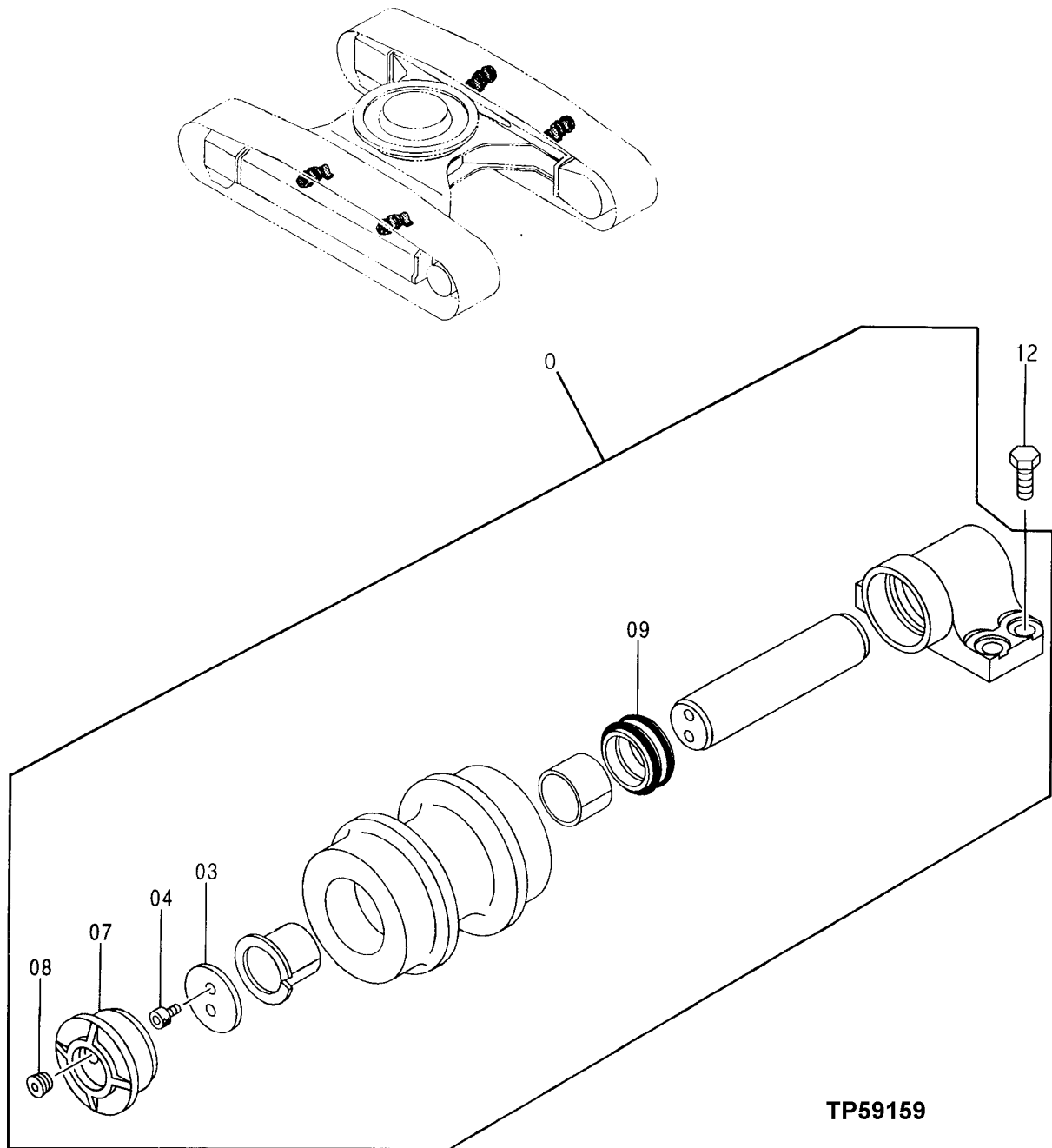
WHEELS, TIRES, TRACKS

ADJUSTER

KEY	PART NO.	PART NAME	QTY	SERIAL NO.	REMARKS
0	AT219599	HYDRAULIC CYLINDER BARREL	1		
1	AT219627	ROD	1		
2	AT217955	O-RING	1		
3	AT250037	SPACER	1		
5	AT219629	WASHER	1		
6	AT219600	ROD	1		
7	TH111224	WEAR RING	1		
8	TH103137	PACKING	1		
9	40M7065	SNAP RING	1		
10	AT200975	FLANGE	1		
11	AT201002	SEAL	1		
12	TH105695	SCREW	4	M10 X 22	
13	AT217950	NUT	1		
14	AT154185	FITTING PLUG	1		
15	AT154223	VALVE	1		
16	AT219630	HOLDER	1		
17	AT219628	SPRING	1		

TP59159 -UN-16JUN98

UPPER ROLLER



TP59159

WHEELS, TIRES, TRACKS

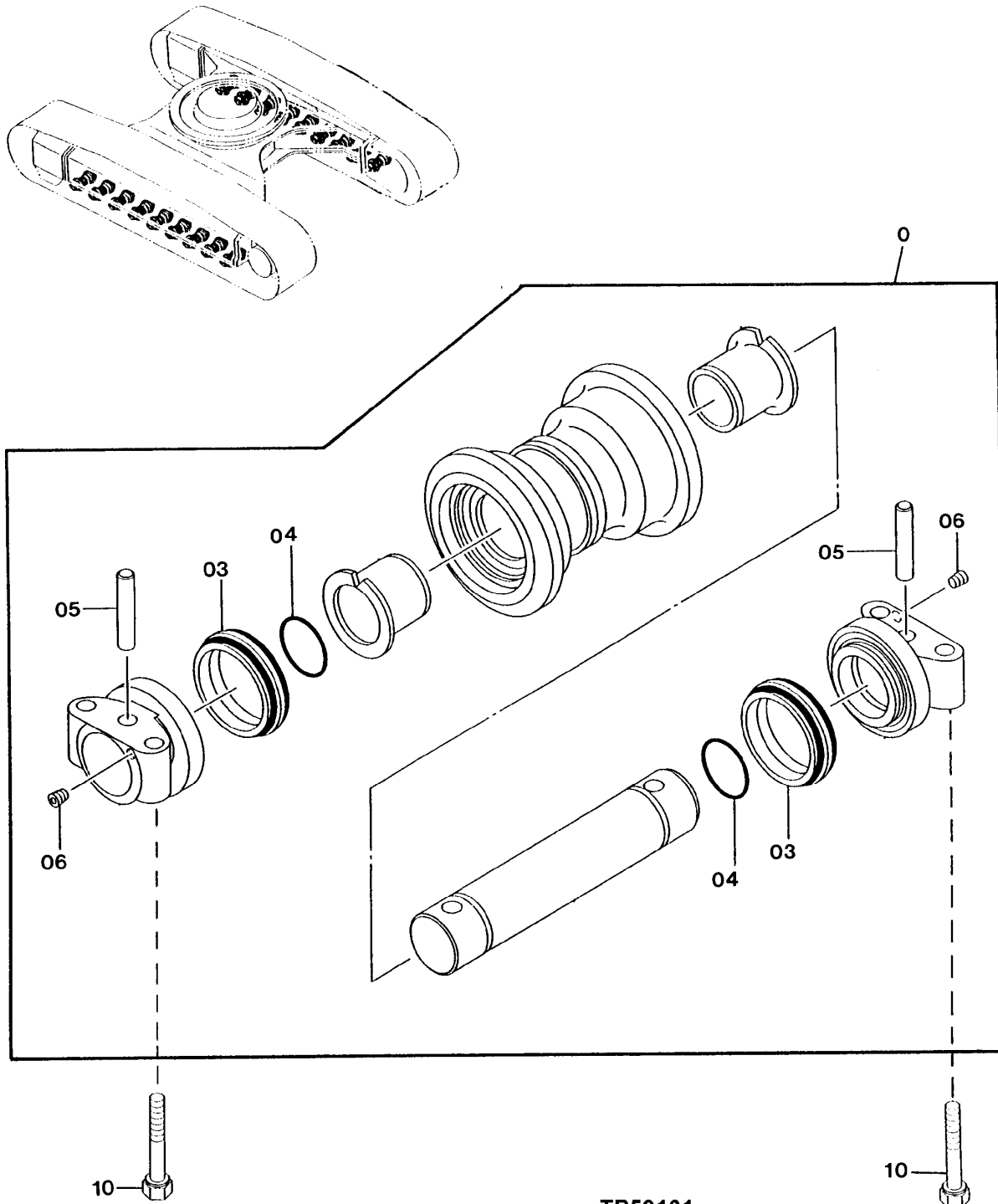
UPPER ROLLER

KEY	PART NO.	PART NAME	QTY	SERIAL NO.	REMARKS
0	AT250248	ROLLER	4		
3	AT131375	WASHER	1		
4	AT131372	BOLT	2	M10 X 18	
7	AT213764	COVER	1		
8	TH100434	FITTING PLUG	1		
9	AT213828	SEAL	1		
12	19M7488	CAP SCREW	16	M16 X 40	

TP59161

-UN-03JUN98

LOWER ROLLER



TP59161

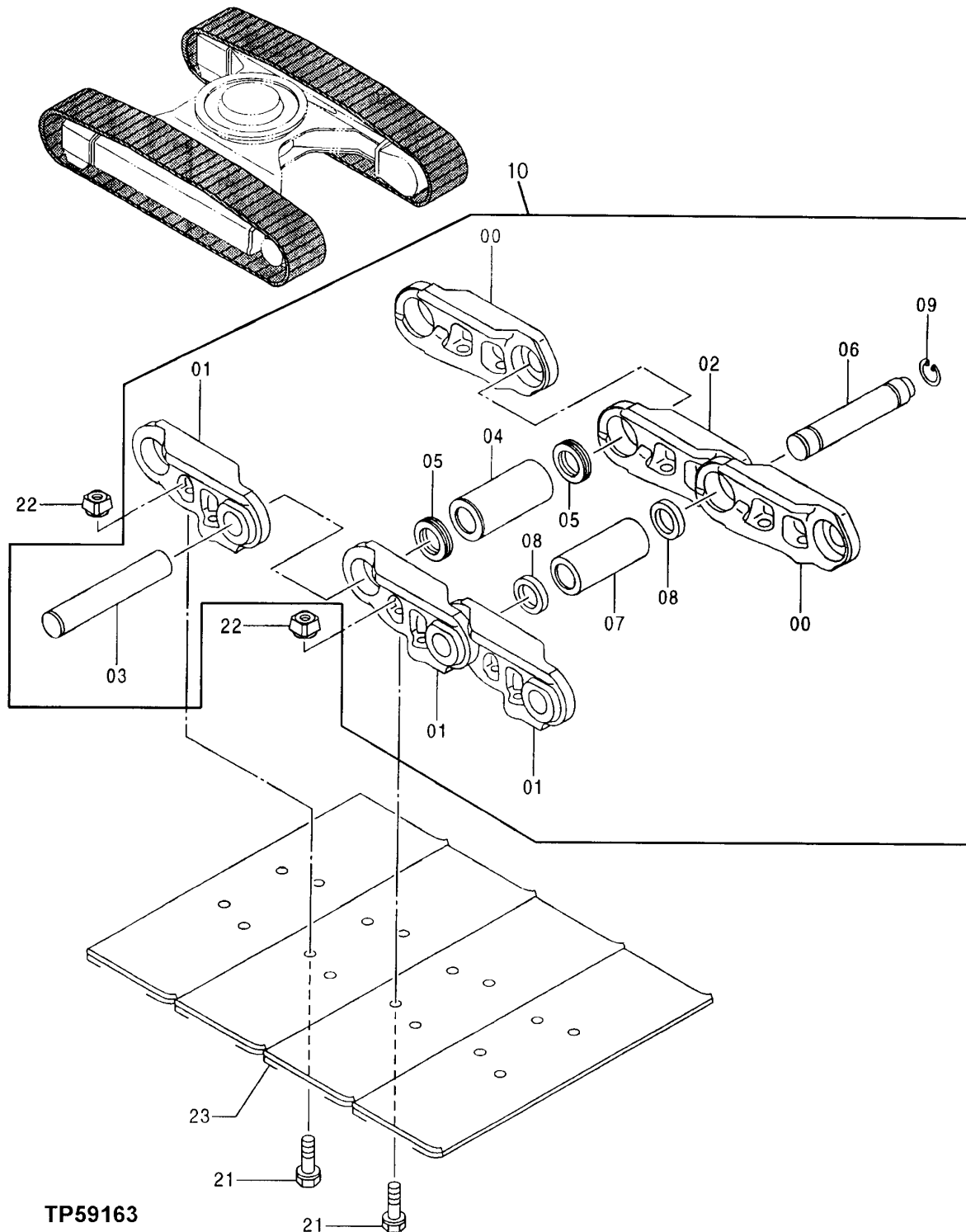
WHEELS, TIRES, TRACKS

LOWER ROLLER

KEY	PART NO.	PART NAME	QTY	SERIAL NO.	REMARKS
0	AT250257	ROLLER	18		
1	AT184357	BUSHING	2		
3	TH100433	SEAL	2		
4	CH14671	PACKING	2		
5	TH103158	PIN	2		
6	TH100434	FITTING PLUG	2		
10	19M7963	CAP SCREW	72	M20 X 100	

TP59163 -UN-16JUN98

TRACK LINK



TP59163

WHEELS, TIRES, TRACKS

TRACK LINK

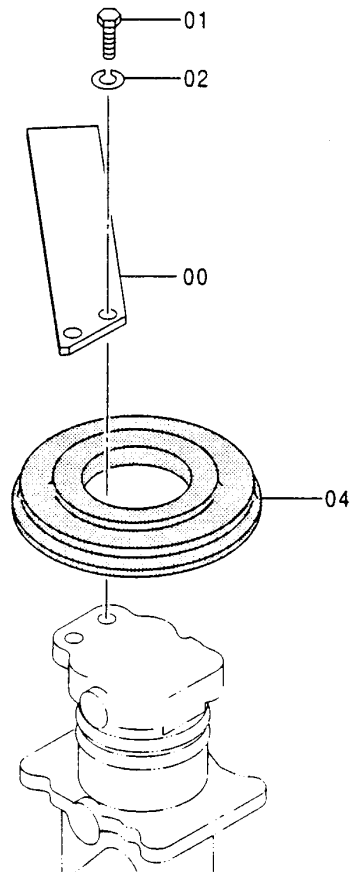
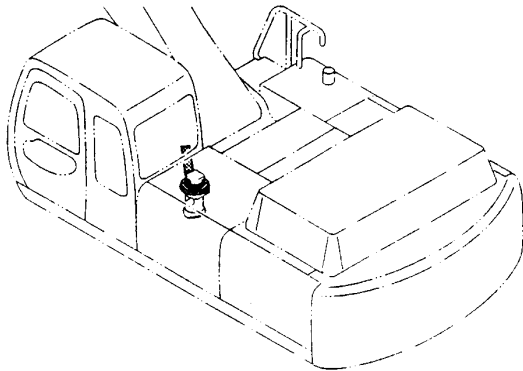
KEY	PART NO.	PART NAME	QTY	SERIAL NO.	REMARKS
0	AT219498	STRUTTED LINK-RH	47		
1	AT219499	STRUTTED LINK-LH	48		
2	AT250017	MASTER TRACK LINK-RH	1		
3	AT250018	PIN	47	(K)	
4	AT219620	BUSHING	47	(K)	
5	AT250019	SEAL	94	(K)	
6	AT219621	PIN	1	(K)	
7	AT219622	BUSHING	1	(K)	
8	AT250020	BUSHING	2	(K)	
9	TH111227	RING	1		
10	AT250256	TRACK CHAIN W/O SHOES	2		(QUANTITY OF 1 EACH SIDE OF UNIT)
21	AT219650	SCREW	192		(EACH SIDE OF UNIT)
22	AT219651	NUT	192		(EACH SIDE OF UNIT)
23	AT219594	OPEN CENTER 3 BAR SHOE	48		(600G) (EACH SIDE OF UNIT)
	AT250451	OPEN CENTER 3 BAR SHOE	48		(700G) (EACH SIDE OF UNIT)
	AT219606	OPEN CENTER 3 BAR SHOE	48		(800G) (EACH SIDE OF UNIT)

(K) AT184109 PIN AND BUSHING KIT

ORDER REPAIR AND REPLACEMENT PARTS FROM SECTION 0260 USING JOHN DEERE CAGE CODE 1J955.

TP59061 -UN-17APR98

CENTER JOINT ATTACHMENTS



TP59061

AXLES AND SUSPENSION SYSTEMS

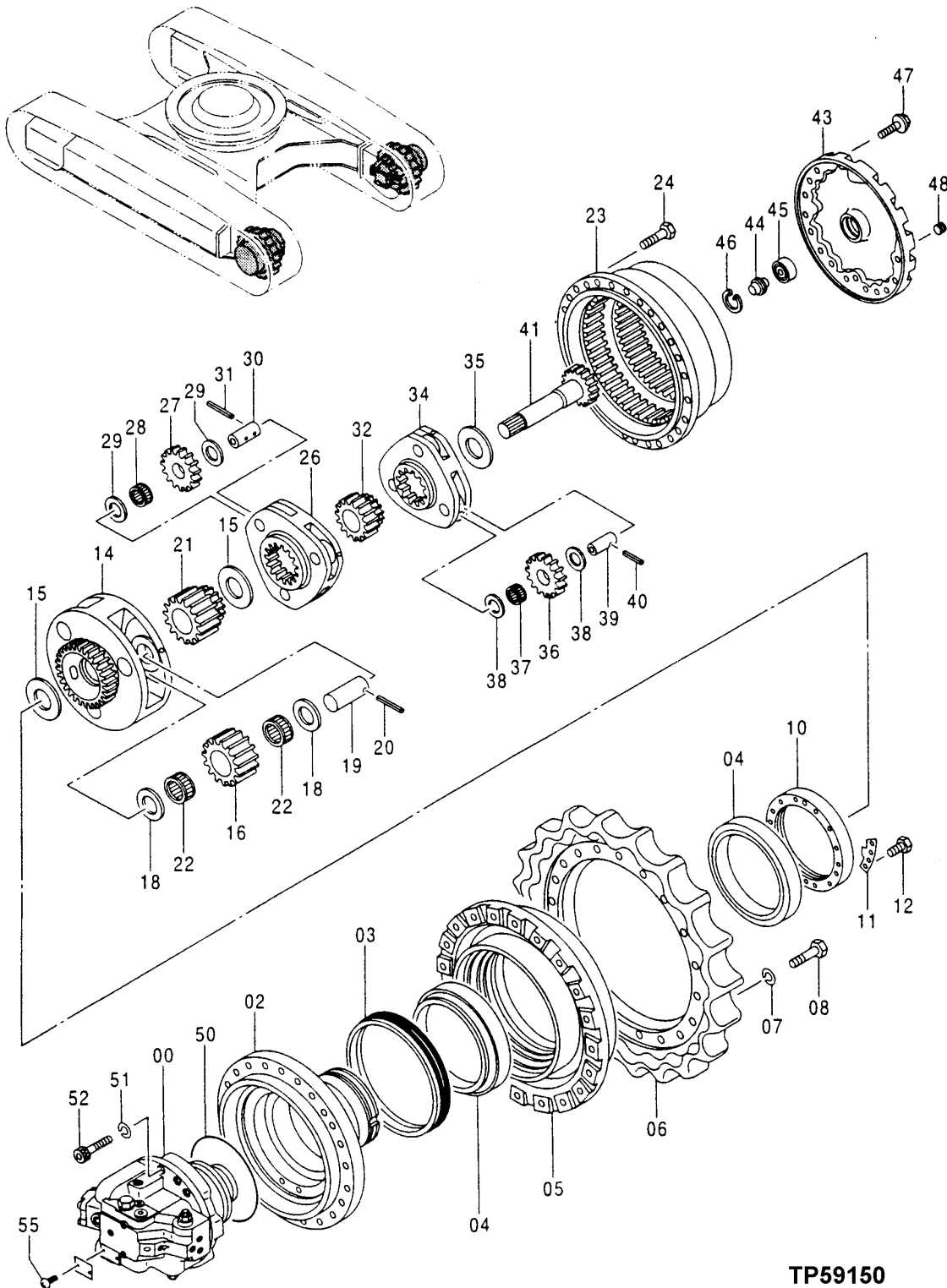
CENTER JOINT ATTACHMENTS

KEY	PART NO.	PART NAME	QTY	SERIAL NO.	REMARKS
0	AT155305	STOP	1		
1	19M6332	CAP SCREW	2	M14 X 35	
2	12H317	LOCK WASHER	2	14.288 MM (9/16")	
4	T138508	COVER	1		

TP59150

-UN-02JUN98

TRAVEL DEVICE



TP59150

AXLES AND SUSPENSION SYSTEMS

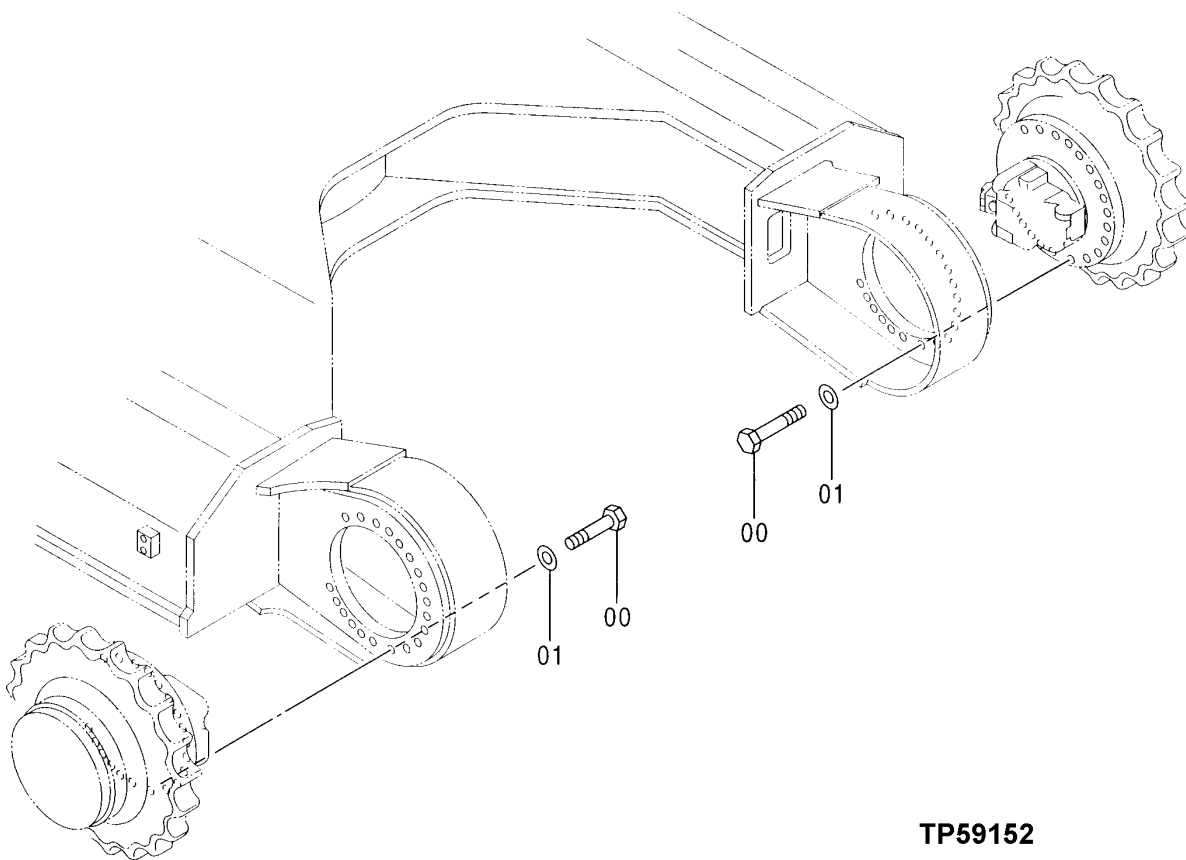
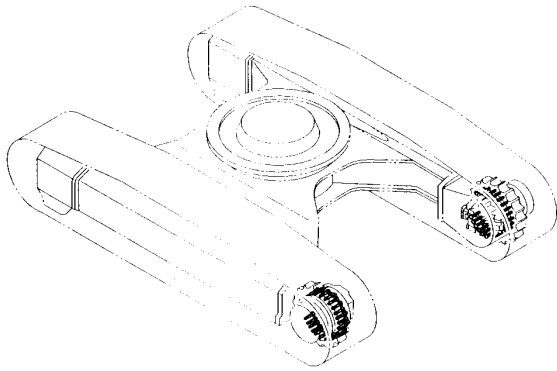
TRAVEL DEVICE

KEY	PART NO.	PART NAME	QTY	SERIAL NO.	REMARKS
0	AT250251	MOTOR	1		
2	AT219575	HOUSING	1		
3	TH102282	SEAL	1		
4	TH111245	ROLLER BEARING	2		
5	AT219574	HOUSING	1		
6	AT219573	CHAIN SPROCKET	1		
7	12M7070	LOCK WASHER	20		20.200 MM (0.795")
8	19M8224	CAP SCREW	20		M20 X 60
10	TH111143	NUT	1		
11	TH111244	PLATE	1		
12	19M7872	CAP SCREW	2		M12 X 25
14	AT219579	PLANET PINION CARRIER	1		
15	TH111249	WASHER	2		64 X 119 X 3.200 MM (2.520" X 4.685" X 0.126")
16	AT219613	GEAR	3		
18	AT202590	THRUST WASHER	6		
19	AT202591	PIN	3		
20	TH111240	SPRING PIN	3		8.600 X 85 MM (0.339" X 3.346")
21	AT219614	SUN GEAR	1		
22	AT217984	NEEDLE BEARING	6		
23	AT219576	RING GEAR	1		
24	19M7488	CAP SCREW	28		M16 X 40
26	AT219578	PLANET PINION CARRIER	1		
27	AT219612	GEAR	3		
28	T107728	NEEDLE BEARING	3		
29	AT204941	THRUST WASHER	6		
30	AT202597	PIN	3		
31	34M7119	SPRING PIN	3		5 X 65 MM (0.197" X 2.559")
32	AT219610	SUN GEAR	1		
34	AT219577	PLANET PINION CARRIER	1		
35	AT204943	SPACER	1		
36	AT219611	GEAR	3		
37	AT204728	NEEDLE BEARING	3		
38	AT204729	PLATE	6		
39	AT204730	PIN	3		
40	TH111239	SPRING PIN	3		4 X 55 MM (0.157" X 2.165")
41	AT219592	PINION SHAFT	1		
43	AT219591	COVER	1		
44	AT131137	PIN	1		
45	AT130956	BEARING	1		
46	40M7228	SNAP RING	1		
47	19M8011	CAP SCREW	16		M12 X 30
	12M7067	LOCK WASHER	16		12.200 MM (0.480")
48	TH100648	FITTING PLUG	3		
50	AT203608	O-RING	1		
51	AT204733	WASHER	4		
52	AT204922	SCREW	4		
55	37H99	SCREW	2		2.540 X 6.350 MM (0.100" X 1/4")

TP59152

-UN-01JUN98

TRAVEL DEVICE SUPPORT



TP59152

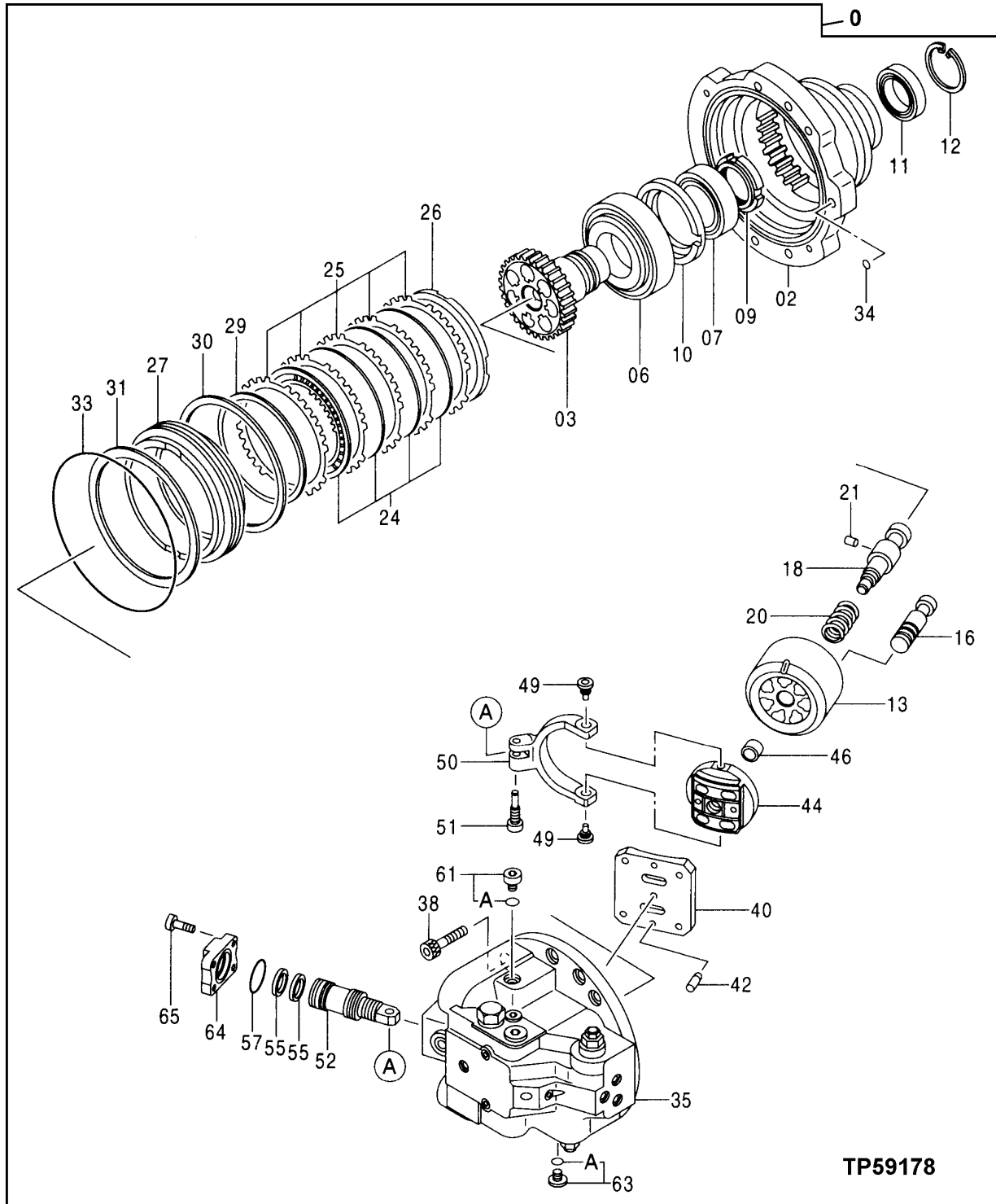
AXLES AND SUSPENSION SYSTEMS

TRAVEL DEVICE SUPPORT

KEY	PART NO.	PART NAME	QTY	SERIAL NO.	REMARKS
0	AT250016	SCREW	40		
1	N231749	WASHER	40		20.625 X 38.100 X 6.350 MM (13/16" X 1-1/2" X 1/4")

TP59178 -UN-16JUN98

TRAVEL MOTOR



TP59178

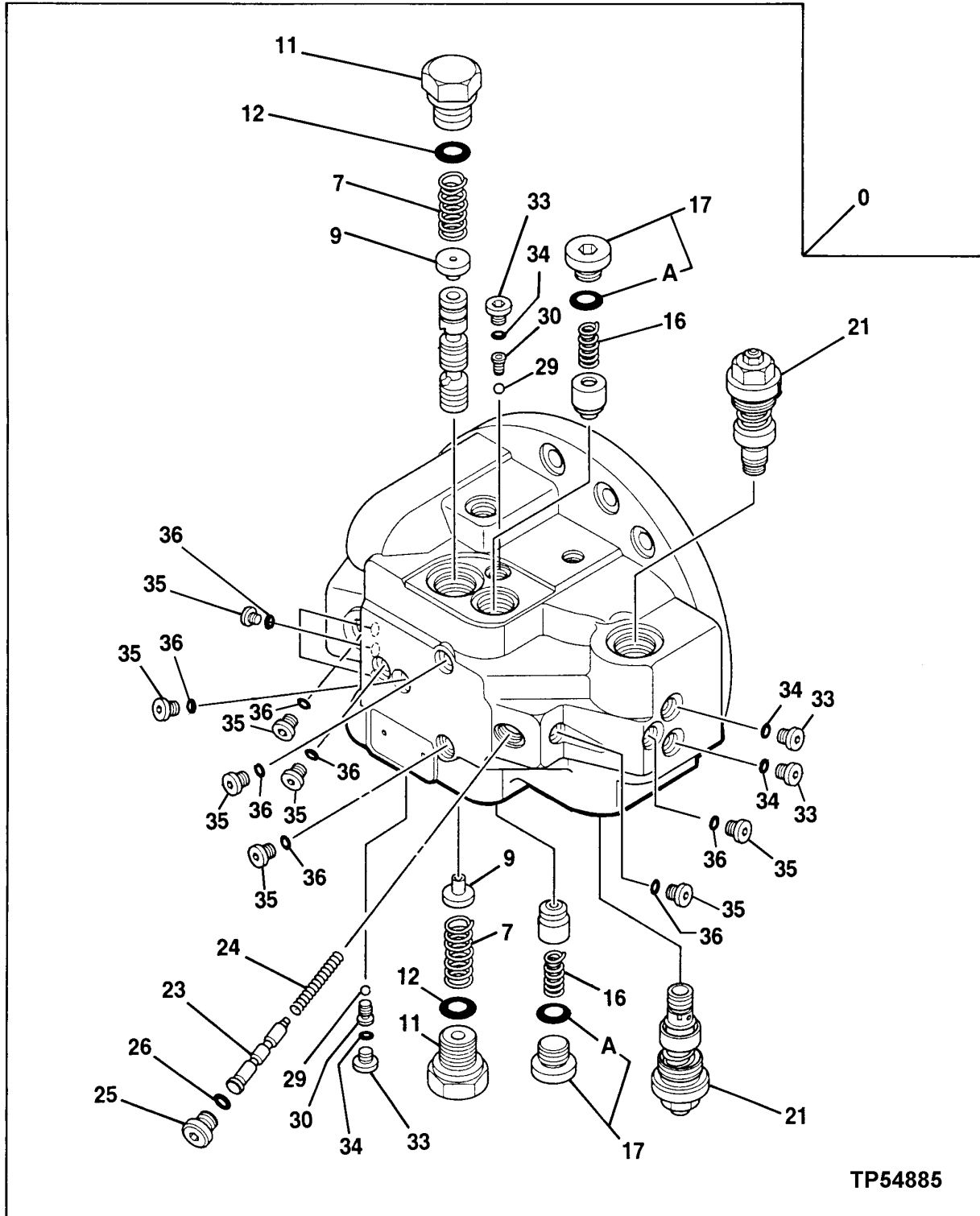
AXLES AND SUSPENSION SYSTEMS

TRAVEL MOTOR

KEY	PART NO.	PART NAME	QTY	SERIAL NO.	REMARKS
0	AT250251	MOTOR	1		
2	AT203601	TRANSMISSION CASE	1		
3	AT219597	PINION SHAFT	1		
6	JD10304	BEARING	1		
7	JD10063	ROLLER BEARING	1		
9	TH111236	NUT	1	M65	
10	AT250082	SPACER	1		
11	TH112094	SEAL	1		
12	AT130840	SNAP RING	1		
13	AT219595	ROTOR	1		
16	AT250203	PISTON	7		
18	AT219625	SHAFT	1		
20	TH111266	COMPRESSION SPRING	1		
21	T107766	PIN	1	5 X 10 MM (0.197" X 0.394")	
24	TH111154	PLATE	4		
25	TH111153	PLATE	5		
26	TH111260	SPACER	1		
27	AT219623	PISTON	1		
29	TH111261	RING	1		
30	AT203606	RING	1		
31	AT203607	DISK	1		
33	AT203608	O-RING	1		
34	T111819	O-RING	1	14.800 X 2.400 MM (0.583" X 0.094")	
35	AT218035	VALVE	1	(BRAKE)	
38	AT131557	BOLT	4	M18 X 50	
40	U17409	O-RING	1	26.619 X 2.946 MM (1.048" X 0.116")	
42	AT217970	PIN	2		
44	AT219596	MANIFOLD	1		
46	AT154704	BUSHING	1		
49	AT154745	PLUG	2		
50	AT219601	LINK	1		
51	AT154768	BOLT	1		
52	AT250252	PISTON	1	(SERVO)	
55	AT154759	PISTON RING	2		
57	AT154770	O-RING	1		
61	AT203657	FITTING	1		
61A	U46489	O-RING	1	17.800 X 2.400 MM (0.701" X 0.094")	
63	AT203656	FITTING	1		
63A	TH101490	O-RING	1	7.800 X 1.900 MM (0.307" X 0.075")	
64	AT219692	VALVE COVER	1		
65	19M8168	SCREW	4	M12 X 25	

TP54885 -UN-07AUG97

BRAKE VALVE



TP54885

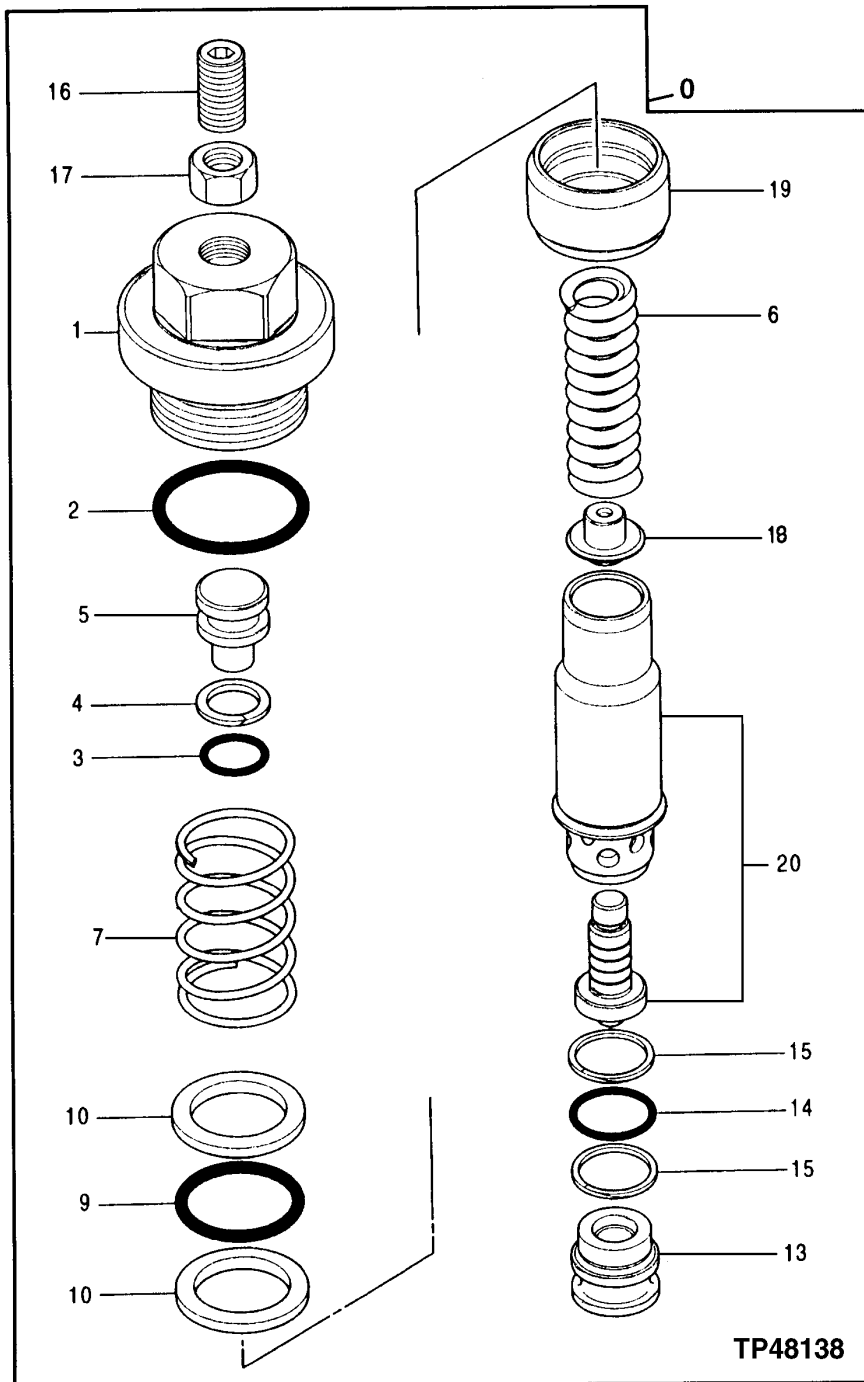
AXLES AND SUSPENSION SYSTEMS

BRAKE VALVE

KEY	PART NO.	PART NAME	QTY	SERIAL NO.	REMARKS
0	AT218035	VALVE	1		(PROPEL MOTOR BRAKE VALVE)
7	AT203613	COMPRESSION SPRING	2		
9	AT203614	PLUG	2		
11	AT203615	FITTING PLUG	2		
12	TH101926	O-RING	2		28.700 X 3.500 MM (1.130" X 0.138")
16	AT176033	SPRING	2		
17	AT154847	PLUG	2		
17A	TH100055	O-RING	1		
21	AT204850	RELIEF VALVE	2		
23	AT214454	VALVE SPOOL	1		
24	T107783	SPRING	1		
25	TH109082	PIPE PLUG	1		
26	CH11570	O-RING	1		
29	R26552	BALL	2		
30	AT204877	VALVE SEAT	2		
33	TH111351	DRAIN PLUG	4		
34	M800650	PACKING	4		
35	TH101485	FITTING PLUG	10		
36	TH101490	O-RING	10		

TP48138 -UN-15AUG96

RELIEF VALVE



AXLES AND SUSPENSION SYSTEMS

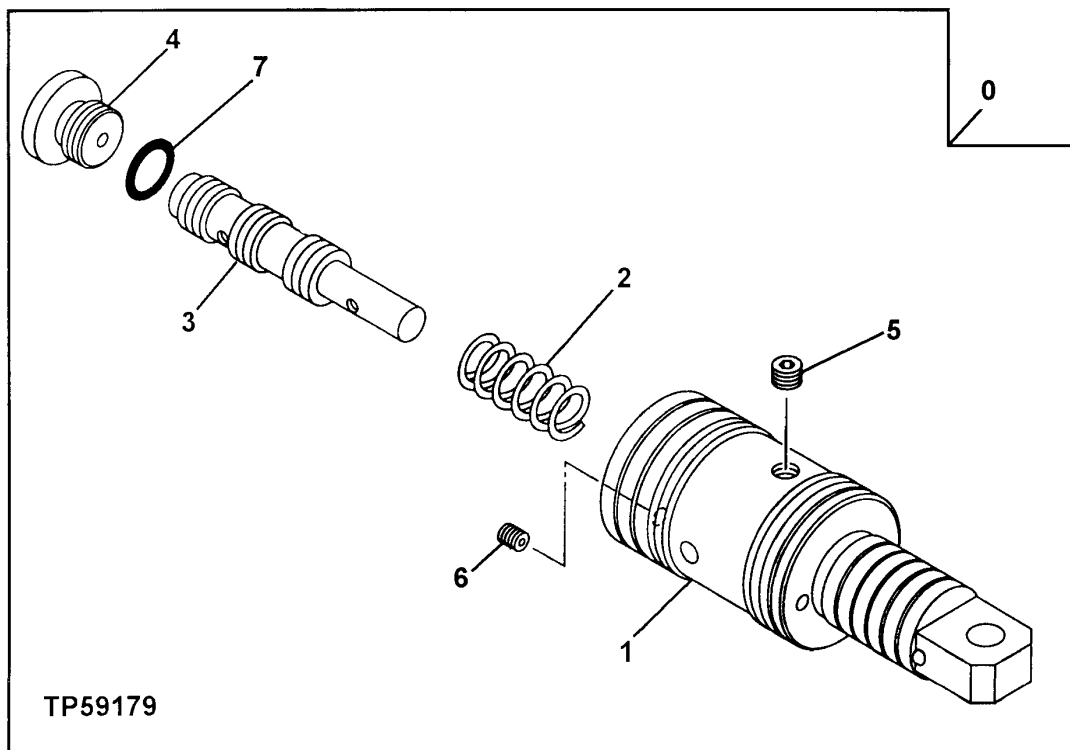
RELIEF VALVE

KEY	PART NO.	PART NAME	QTY	SERIAL NO.	REMARKS
0	AT204850	RELIEF VALVE	1		(PROPEL MOTOR BRAKE VALVE)
1	AT204879	FITTING PLUG	1		
2	TH102528	O-RING	1		
3	CH10568	PACKING	1		
4	TH103579	BACK-UP RING	1		
5	AT215505	PLUG	1		
6	AT215506	COMPRESSION SPRING	1		
7	AT215508	COMPRESSION SPRING	1		
9	AT204885	O-RING	1		
10	AT204886	BACK-UP RING	2		
13	AT215507	VALVE SEAT	1		
14	T111819	O-RING	1		
15	TH105938	BACK-UP RING	2		
16	AT204883	SCREW	1		
17	14M7275	NUT	1	M12	
18	AT215515	GUIDE	1		
19	AT215516	PISTON	1		
20	AT215613	RELIEF VALVE	1		

TP59179

-UN-09JUN98

PISTON,SERVO



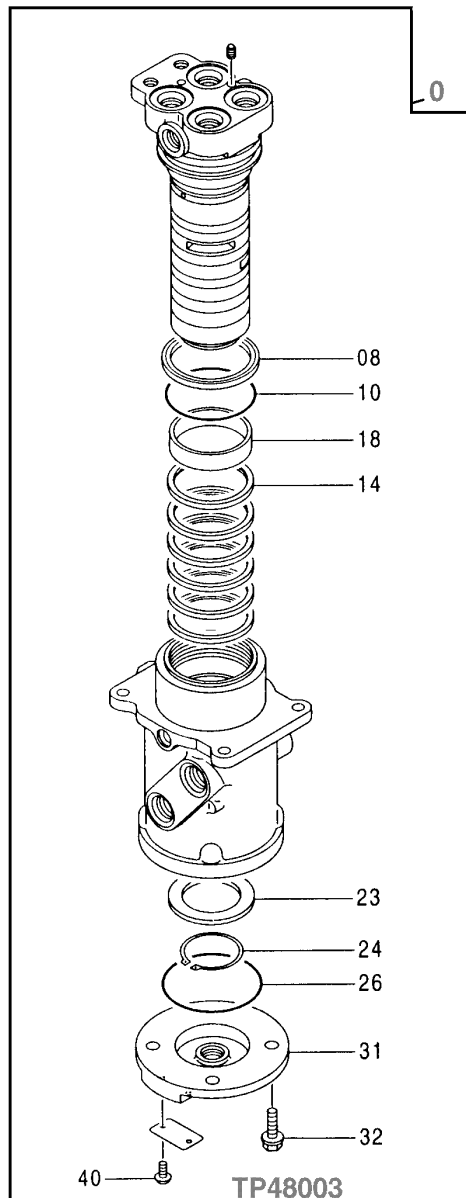
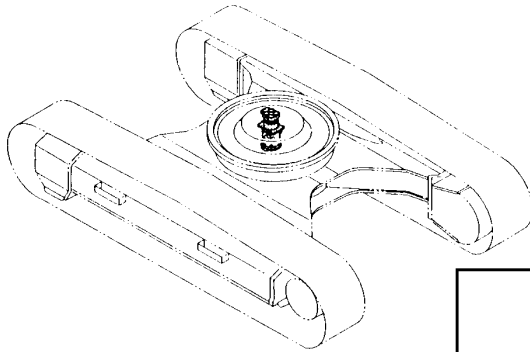
AXLES AND SUSPENSION SYSTEMS

PISTON,SERVO

KEY	PART NO.	PART NAME	QTY	SERIAL NO.	REMARKS
0	AT250252	PISTON	1		
1	AT219624	PISTON	1		
2	AT154723	COMPRESSION SPRING	1		
3	AT154750	SPOOL	1		
4	TH109285	PIPE PLUG	1		
5	AT154756	PLUG	1		
6	AT154724	ORIFICE	1		
7	CH11570	O-RING	1		13.800 X 2.400 MM (0.543" X 0.094")

TP48003 -UN-28MAY96

CENTER JOINT



AXLES AND SUSPENSION SYSTEMS

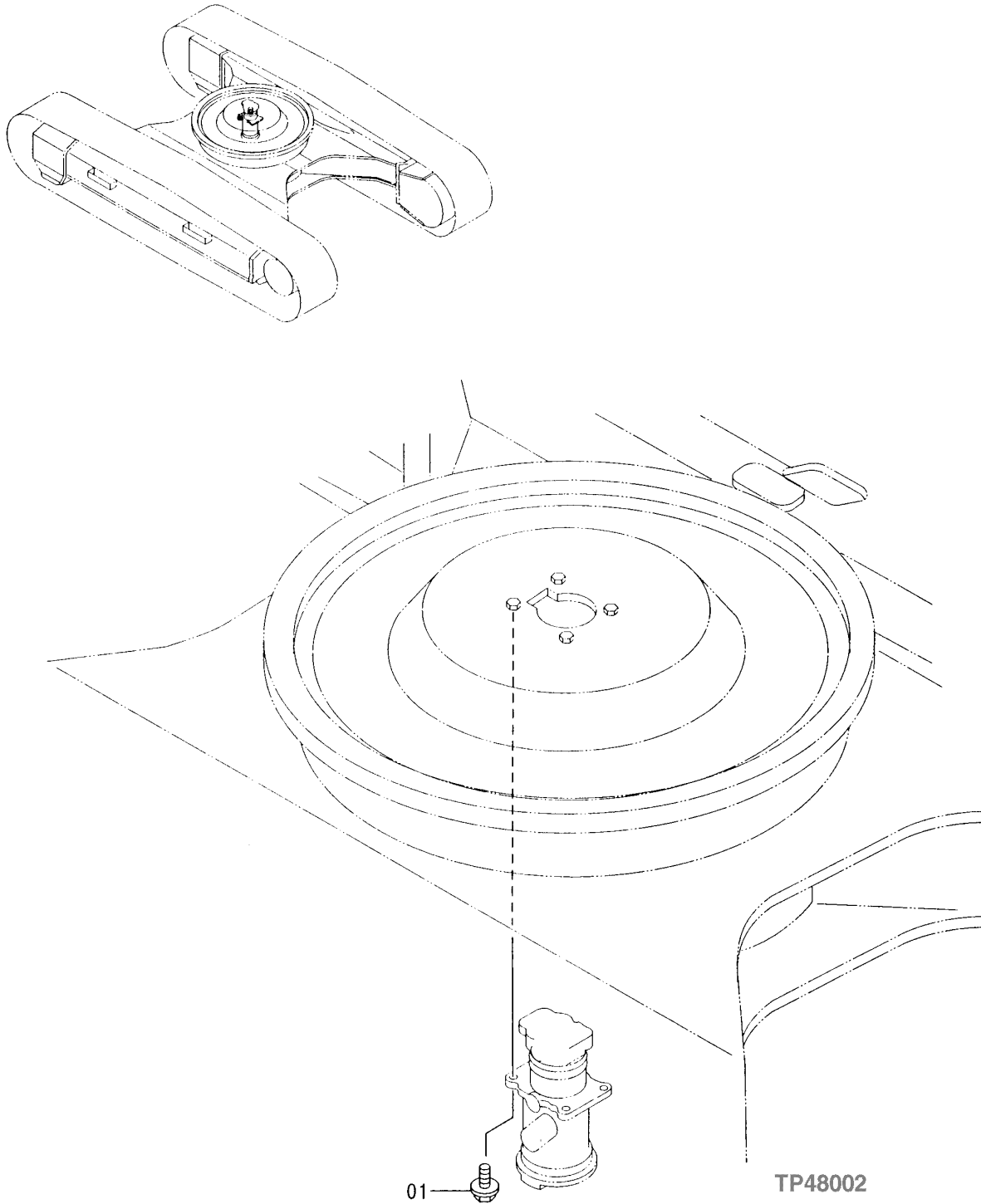
CENTER JOINT

KEY	PART NO.	PART NAME	QTY	SERIAL NO.	REMARKS
0	AT182278	JOINTER	1		(SUB FOR AT154528)
8	AT154321	SEAL	1		
10	U46155	O-RING	1		89.600 X 5.700 MM (3.528" X 0.224")
14	AT154162	SEAL	6		
18	AT154173	BUSHING	1		
23	AT203646	RING	1		
24	40M7048	SNAP RING	1		
26	CH16109	PACKING	1		
31	AT170452	COVER	1		
32	12M7066	LOCK WASHER	4		10.200 MM (0.402")
	19M7662	CAP SCREW	4		M10 X 30
40	37H99	SCREW	2		2.540 X 6.350 MM (0.100" X 1/4")

TP48002

-UN-28MAY96

CENTER JOINT SUPPORT



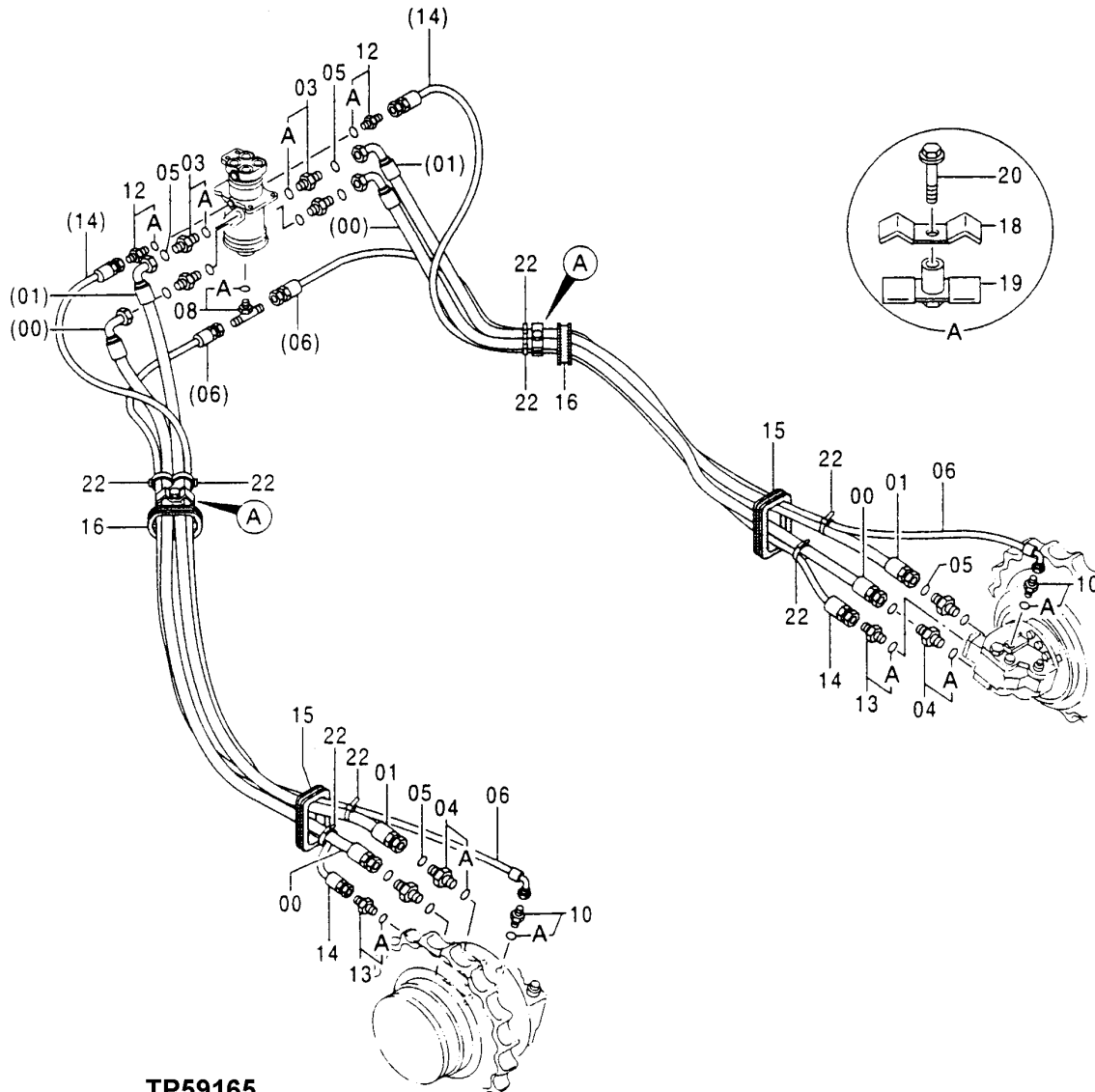
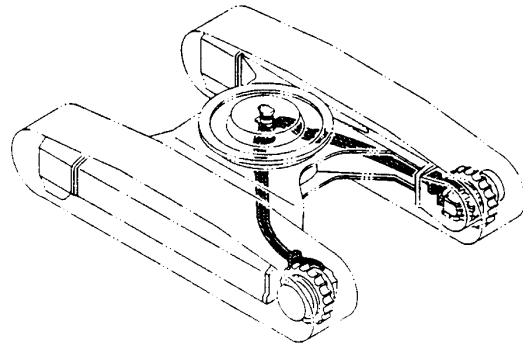
AXLES AND SUSPENSION SYSTEMS

CENTER JOINT SUPPORT

KEY	PART NO.	PART NAME	QTY	SERIAL NO.	REMARKS
1	12H301	LOCK WASHER	4		12.700 MM (1/2")
	19M7403	CAP SCREW	4		M12 X 35

TP59165 -UN-03JUN98

TRAVEL PIPINGS



TP59165

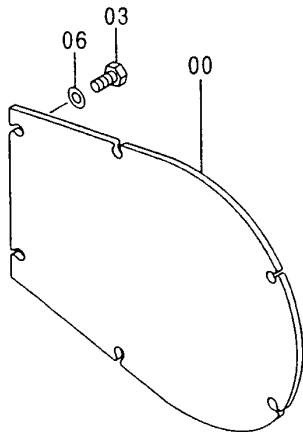
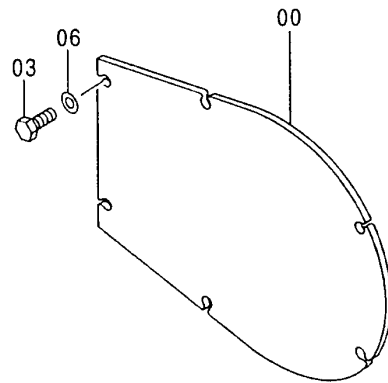
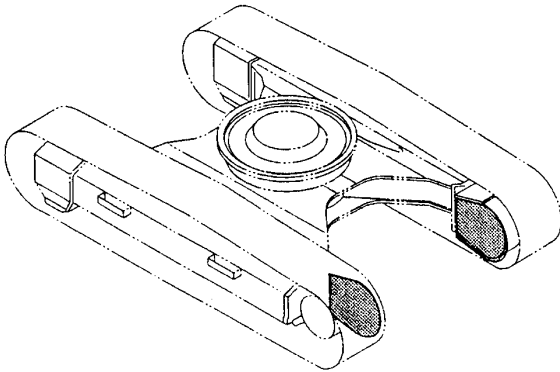
AXLES AND SUSPENSION SYSTEMS

TRAVEL PIPINGS

KEY	PART NO.	PART NAME	QTY	SERIAL NO.	REMARKS
0	AT217988	HYDRAULIC HOSE - FABRICATE	2		(FORWARD)
1	AT217987	HYDRAULIC HOSE - FABRICATE	2		(REVERSE)
3	AT107394	ADAPTER	4		
3A	TH100055	O-RING	1		23.700 X 3.500 MM (0.933" X 0.138")
4	AT204774	ADAPTER	4		
4A	TH104634	O-RING	1		37.700 X 3.500 MM (1.484" X 0.138")
5	T76938	O-RING	8		23.520 X 1.778 MM (0.926" X 0.070")
6	AT201249	HYDRAULIC HOSE - FABRICATE	2		3/4" X 2 550 MM (100-1/2") X 3/4"
8	AT154156	TEE FITTING	1		
8A	U46489	O-RING	1		17.800 X 2.400 MM (0.701" X 0.094")
10	TH101006	ADAPTER	2		
10A	U46489	O-RING	1		17.800 X 2.400 MM (0.701" X 0.094")
12	TH108328	ADAPTER	2		
12A	M800650	PACKING	1		
13	TH108328	ADAPTER	2		
13A	M800650	PACKING	1		
14	AT250130	HYDRAULIC HOSE	2		(DRAIN)
15	AT250021	GROMMET	2		
16	AT201009	BUSHING	2		
18	TH108302	CLAMP	2		
19	AT201191	CLAMP	2		
20	19M8348	CAP SCREW	2		M12 X 65
	12H301	LOCK WASHER	2		12.700 MM (1/2")
22	H77698	TIE BAND	8		

TP48125 -UN-05AUG96

TRAVEL MOTOR COVER



TP48125

AXLES AND SUSPENSION SYSTEMS

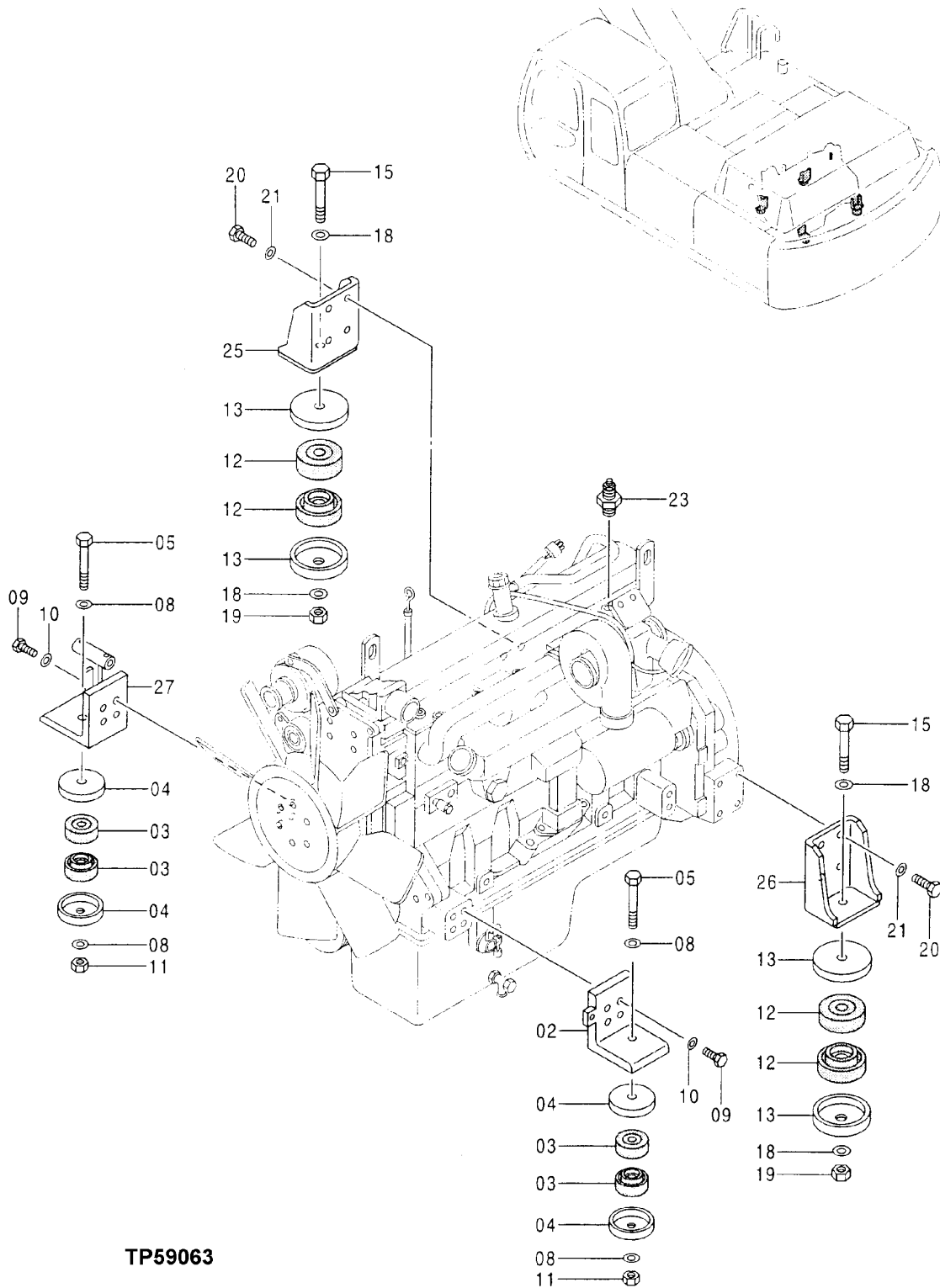
TRAVEL MOTOR COVER

KEY	PART NO.	PART NAME	QTY	SERIAL NO.	REMARKS
0	AT250022	COVER	2		
	AT219646	COVER	2		
3	19M6332	CAP SCREW	12	M14 X 35	
6	AT200011	WASHER	12		

ORDER REPAIR AND REPLACEMENT PARTS FROM SECTION 0400-0452 USING JOHN DEERE CAGE CODE 1J955.

TP59063 -UN-21APR98

ENGINE MOUNTS



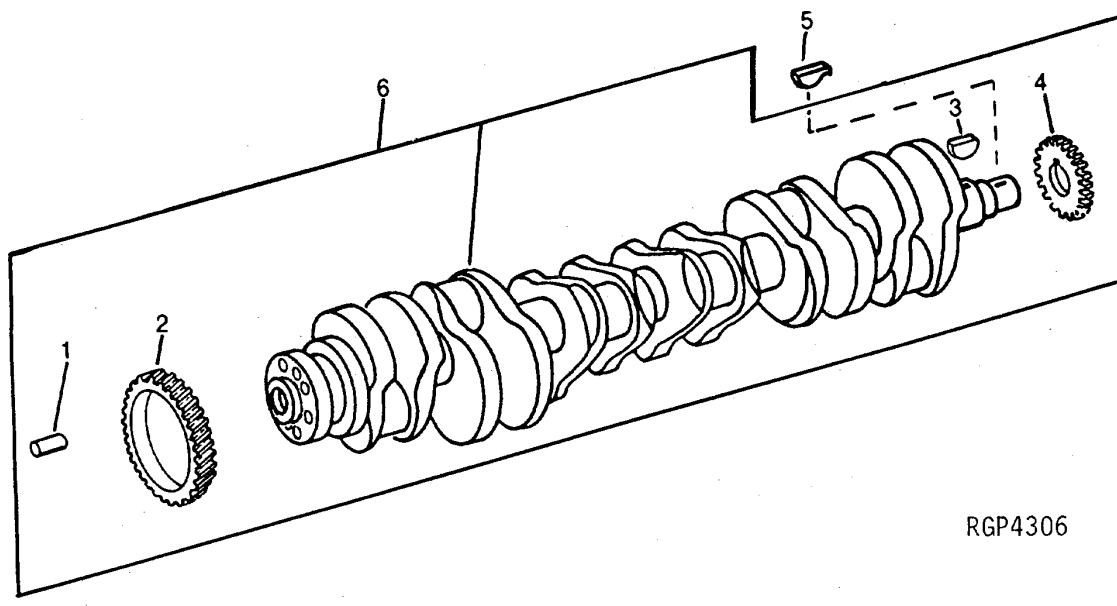
ENGINE MOUNTS

KEY	PART NO.	PART NAME	QTY	ENGINE SERIAL NO.	REMARKS
2	AT250275	SUPPORT	1		
3	AT200995	RUBBER MOUNT	4		
4	TH109410	STOP	4		
5	AT217704	CAP SCREW	2		
8	24M7353	WASHER	4		20 X 34 X 3 MM (0.787" X 1.339" X 0.118")
9	19H2599	CAP SCREW	8		15.875 X 63.500 MM (5/8" X 2-1/2")
10	24M7338	WASHER	8		17 X 30 X 3 MM (0.669" X 1.181" X 0.118")
11	AT217708	NUT	2		
12	TH109409	RUBBER MOUNT	4		
13	TH109411	STOP	4		
15	AT250282	CAP SCREW	2		
18	N231749	WASHER	4		20.625 X 38.100 X 6.350 MM (13/16" X 1-1/2" X 1/4")
19	14M7277	NUT	2		M20
20	19H2994	CAP SCREW	8		15.875 X 38.100 MM (5/8" X 1-1/2")
21	24M7338	WASHER	8		17 X 30 X 3 MM (0.669" X 1.181" X 0.118")
23	AT147302	SENDER	1		(TEMPERATURE)
25	AT250439	SUPPORT	1		
26	AT250196	SUPPORT	1		
27	AT250246	SUPPORT	1		

MEMORANDA

CRANKSHAFT

RGP4306 -UN-01JAN94

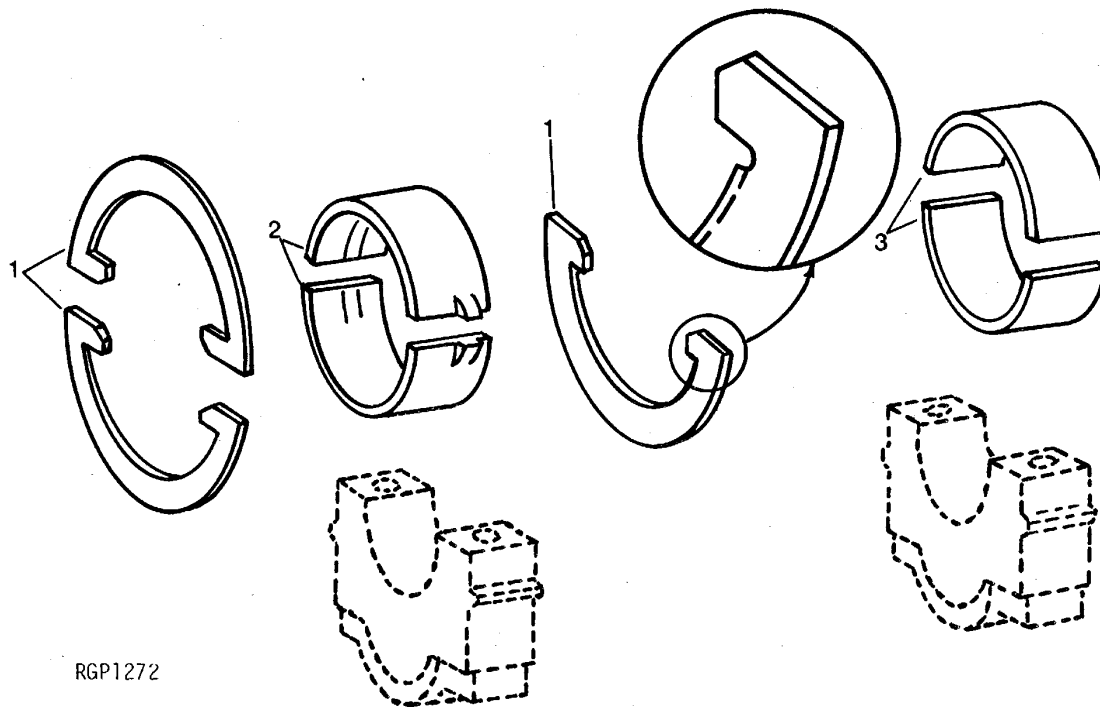


RGP4306

KEY	PART NO.	PART NAME	QTY	ENGINE SERIAL NO.	REMARKS
1	R41934	DOWEL PIN	1		
2	GEAR	1	(SUB RE55522)	
3	R120752	KEY	1	1/8" X 0.625"	
4	R104587	GEAR	1		
5	R116311	KEY	1		
6	RE55522	CRANKSHAFT	1	(MARKED RE55522)	

RGP1272 -UN-01JAN94

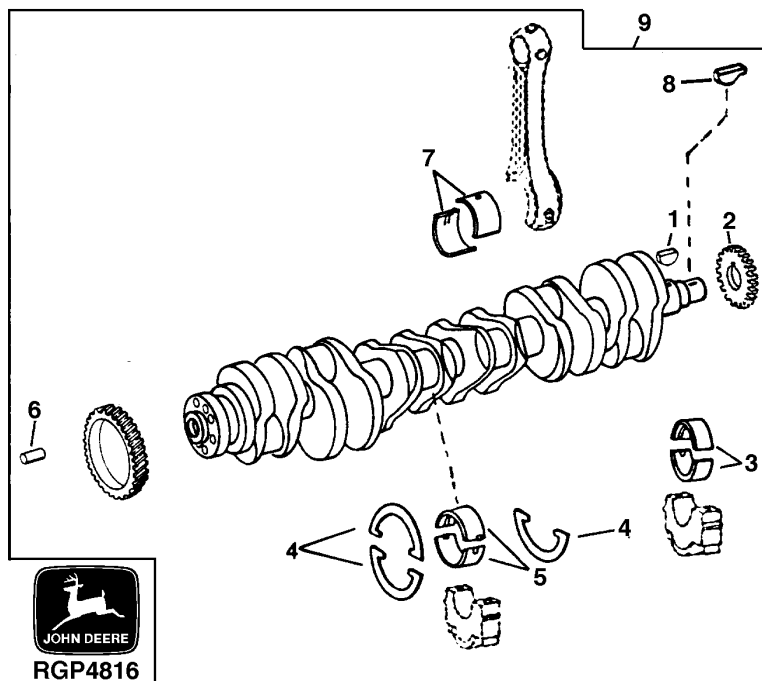
MAIN AND MAIN THRUST BEARINGS



KEY	PART NO.	PART NAME	QTY	ENGINE SERIAL NO.	REMARKS
1	RE61253	THRUST WASHER	1		STD (PKG (3) R124381)
	RE61851	THRUST WASHER	1		0.18 MM (.007") (PKG (3) R124842)
2	RE57175	THRUST BEARING	1		STD (PKG R116084 AND R116085)
	RE57177	THRUST BEARING	1		0.292 MM (.011") (PKG R121350 AND R121354)
3	RE57178	THRUST BEARING	1		0.552 MM (.022") (PKG R121351 AND R121355)
	RE57170	BEARING	AR		STD (PKG R116082 AND R116083)
	RE57172	BEARING	AR		0.292 MM (.011") (PKG R121342 AND R121346)
	RE57173	BEARING	AR		0.552 MM (.022") (PKG R121343 AND R121347)

RGP4816 -UN-21OCT96

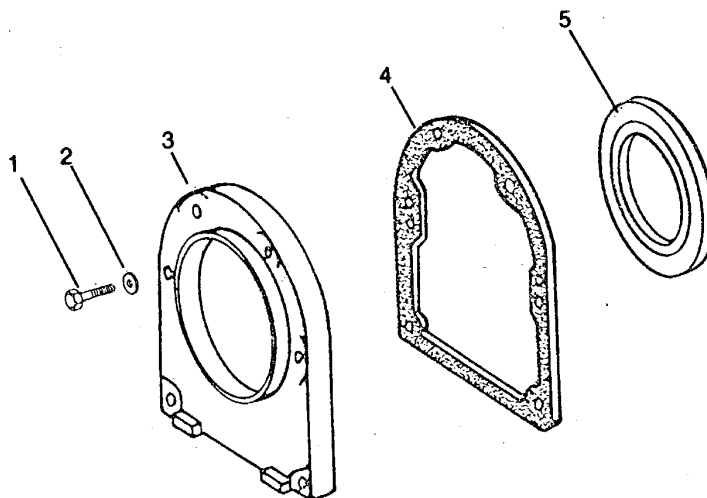
UNDERSIZE MAIN BEARING CRANKSHAFT AND BEARING KIT



KEY	PART NO.	PART NAME	QTY	ENGINE SERIAL NO.	REMARKS
1	R120752	KEY	1	1/8" X 0.625"	
2	R104587	GEAR	1		
3	RE57172	BEARING	6	.292 MM (.011") US (PKG R121342 AND, R121346)	
4	RE61851	THRUST WASHER	1	0.18MM (.007") OS FLANGE (PKG (3) R124842)	
5	RE57177	THRUST BEARING	1	.292 MM (.011") US (PKG R121350 AND, R121354)	
6	R41934	DOWEL PIN	1		
7	R116081	BEARING	6	STD	
8	R116311	KEY	1		
9	RE61268	CRANKSHAFT	1	(MARKED R122654 OR RE58781)	

RGP2382 -UN-01JAN94

CRANKSHAFT OIL SEAL AND HOUSING

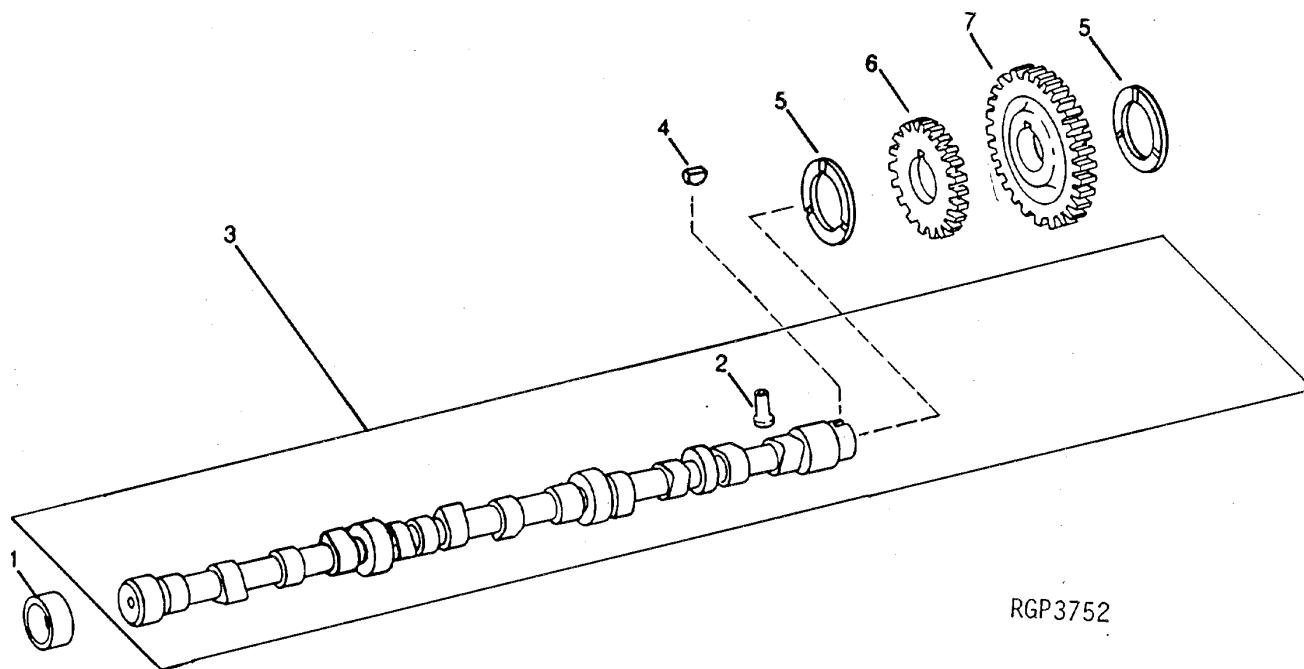


RGP2382

KEY	PART NO.	PART NAME	QTY	ENGINE SERIAL NO.	REMARKS
1	19H2117	CAP SCREW	6		
2	T27860	WASHER	6		
3	R125027	HOUSING	1		
4	R26058	GASKET	1		
5	RE22764	SEAL	1		

RGP3752 -UN-01JAN94

CAMSHAFT AND GEAR

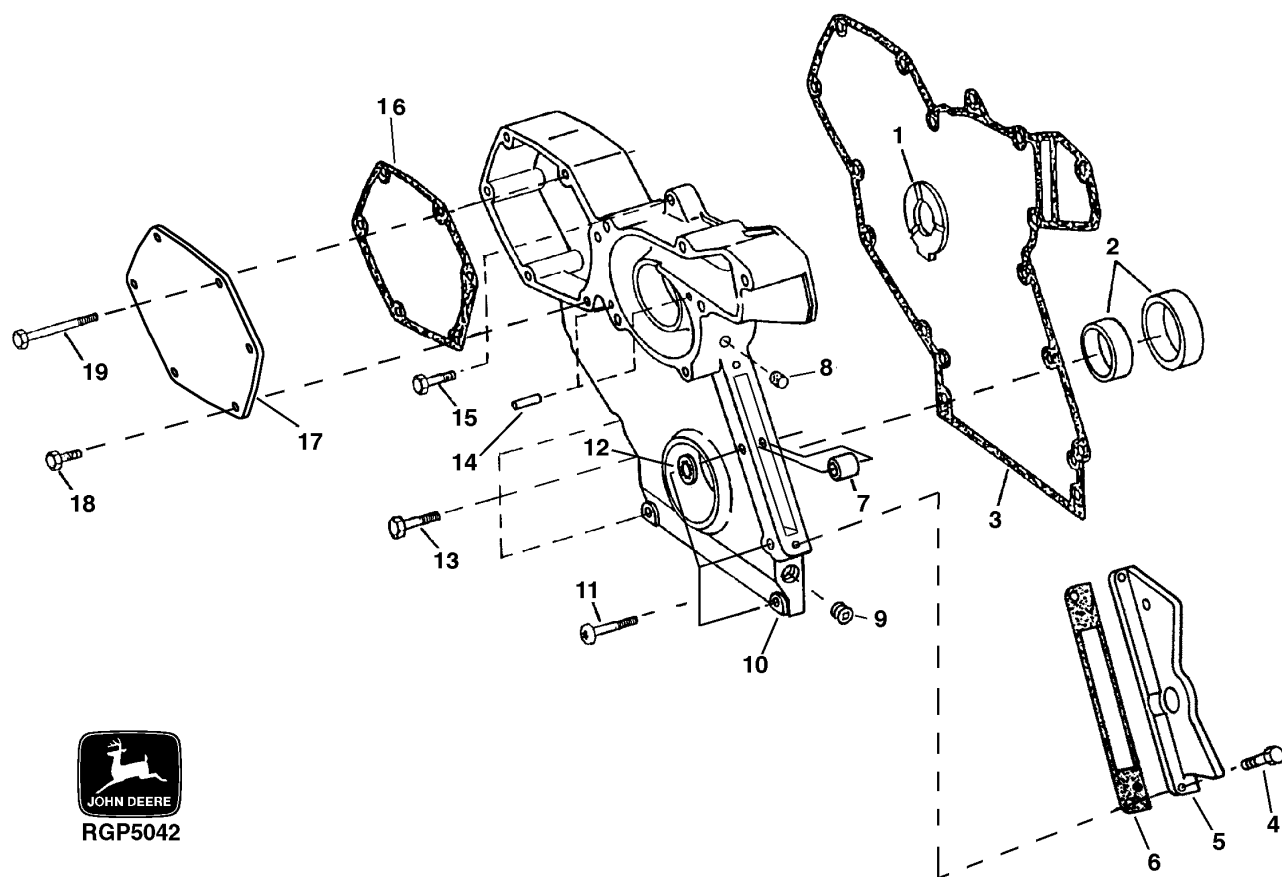


RGP3752

KEY	PART NO.	PART NAME	QTY	ENGINE SERIAL NO.	REMARKS
1	R87561	BUSHING	4		
2	R110126	CAM FOLLOWER	12		
3	RE57054	CAMSHAFT	1		(MARKED R120872)
4	26H91	SHAFT KEY	1		3/16" X 1-1/4"
5	R104656	THRUST WASHER	2		
6	R104589	GEAR	1		
7	R112053	GEAR	1		

RGP5042 -UN-29MAY98

TIMING GEAR COVER



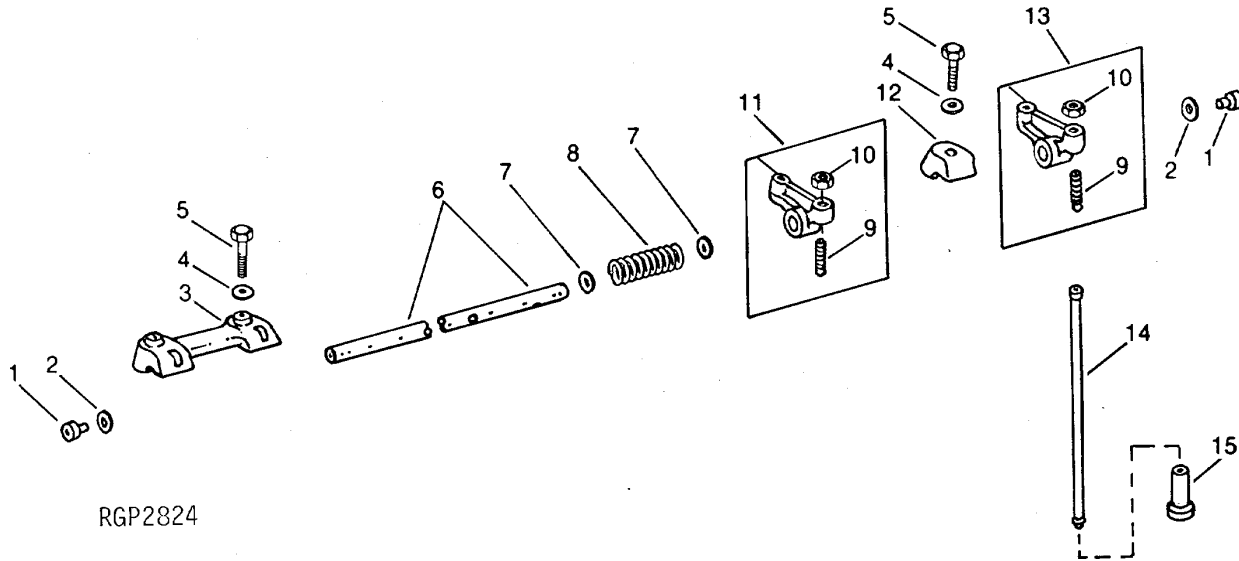
ENGINE

TIMING GEAR COVER - CONTINUED

KEY	PART NO.	PART NAME	QTY	ENGINE SERIAL NO.	REMARKS
1	R104656	THRUST WASHER	1		
2	AR49025	SEAL	1		
3	R119384	GASKET	1		
4	19H3483	CAP SCREW	2		
5	R122720	COVER	1		3/8" X 1-1/8"
6	R501023	GASKET	1		(LEFT SIDE COVER PLATE)
7	R119278	SPACER	1		
8	R98527	FILTER	1		
9	15H666	PIPE PLUG	1		3/8"
10	R500301	COVER	1		
11	R115129	CAP SCREW	3		(LH)
12	R116022	SEAL	1		
13	R112273	CAP SCREW	5		
14	R11086	DOWEL PIN	2		
15	19H3693	CAP SCREW	1		3/8" X 1-1/4"
16	R50390	GASKET	1		
17	R50393	COVER	1		
18	R104861	CAP SCREW	5		
19	R112268	CAP SCREW	1		

ROCKER ARMS, SHAFT AND PUSH RODS

RGP2824 -UN-01JAN94

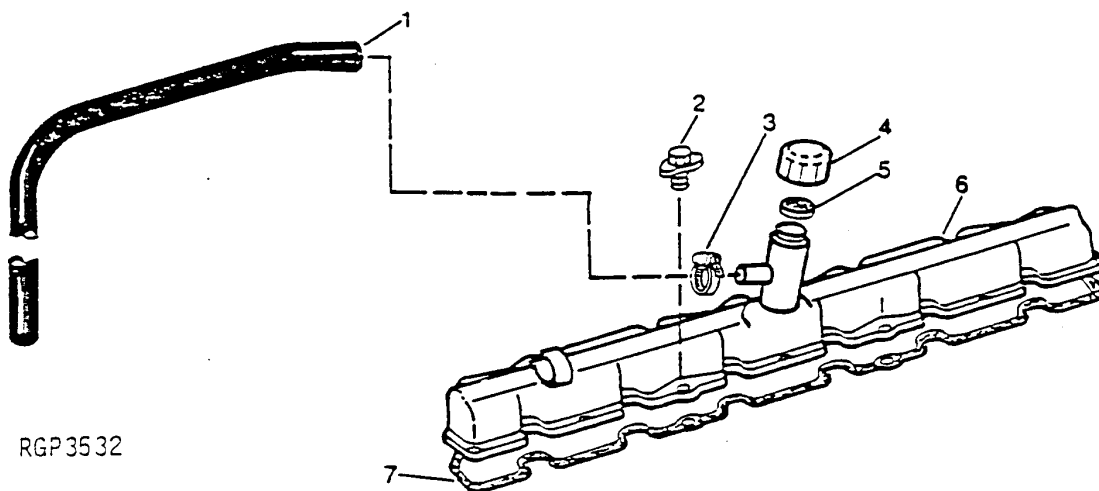


KEY	PART NO.	PART NAME	QTY	ENGINE SERIAL NO.	REMARKS
1	R54565	PLUG	2		
2	R26081	WASHER	2		
3	R136083	CLAMP	2		
4	R26559	WASHER	6		
5	19H1740	CAP SCREW	6	7/16" X 1-3/4"	
6	R70826	ROCKER ARM SHAFT	1		
7	R71208	WASHER	10		
8	R26079	SPRING	5		
9	R27443	SET SCREW	12		
10	14H1080	NUT	12	3/8"	
11	RE24045	ROCKER ARM	6		(A) (1E, 2I, 3E, 4I, 5E, 6I) (RH)
12	R26748	CLAMP	2		
13	RE24046	ROCKER ARM	6		(A) (1I, 2E, 3I, 4E, 5I, 6E) (LH)
14	R85027	PUSH ROD	12		
15	R110126	CAM FOLLOWER	12		

(A) - E (EXHAUST VALVE) - I (INTAKE VALVE)

ROCKER ARM COVER

RGP3532 -UN-01JAN94

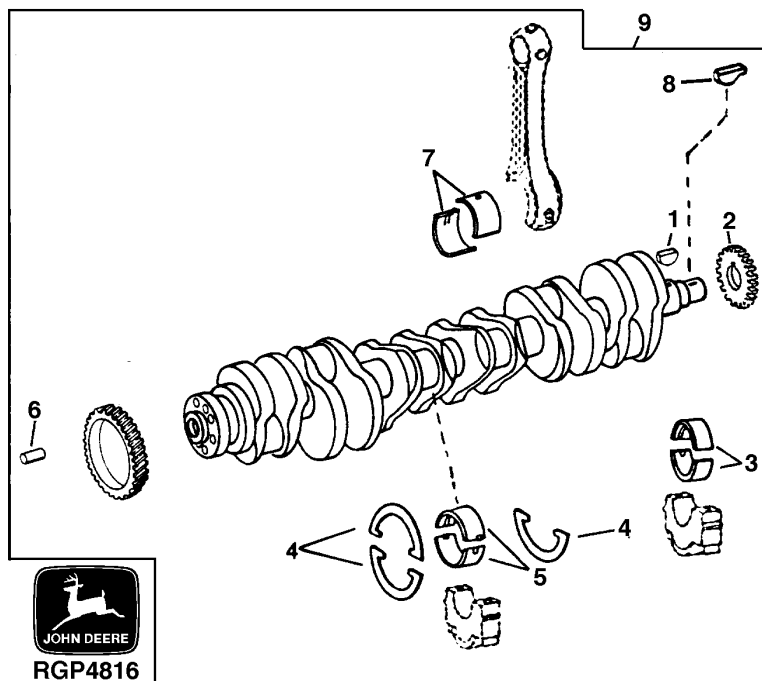


RGP 35 32

KEY	PART NO.	PART NAME	QTY	ENGINE SERIAL NO.	REMARKS
1	TY22450	BULK HOSE	AR		(BULK)
2	AR100124	SCREW, WITH WASHER	8		
3	TY22467	CLAMP	1		
4	T20294	CAP	1		
5	T20328	GASKET	1		
6	AR93173	COVER	1		
7	R49866	GASKET	1		
..	TY24446	ADHESIVE	1		

RGP4816 -UN-21OCT96

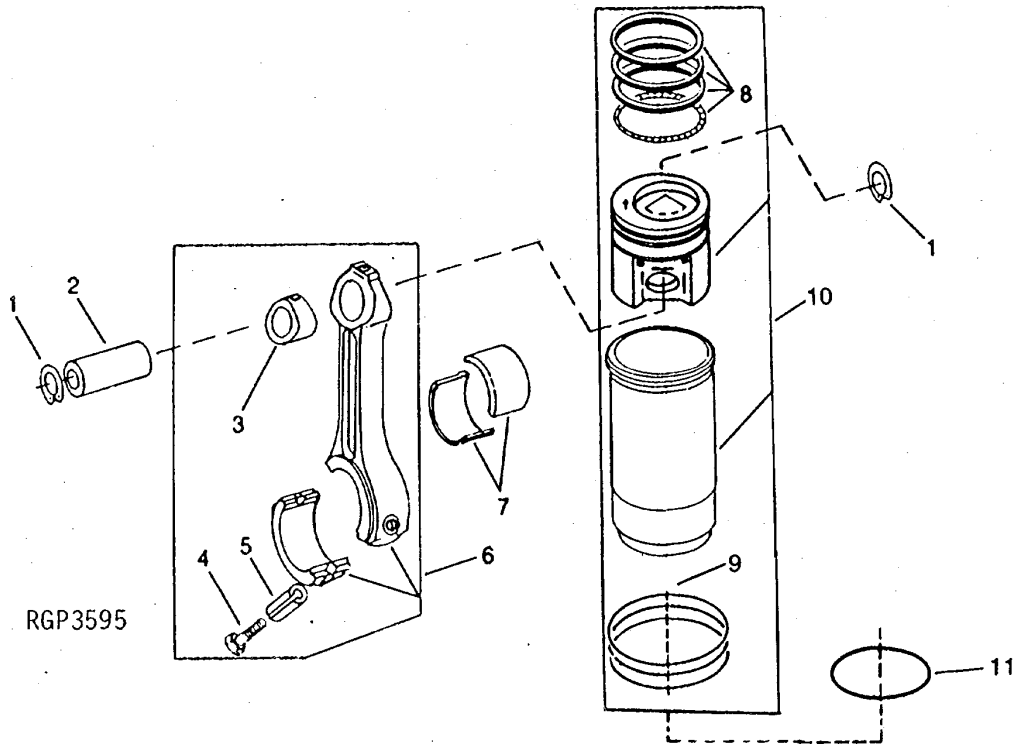
UNDERSIZE CONNECTING ROD JOURNAL CRANKSHAFT AND BEARING KIT



KEY	PART NO.	PART NAME	QTY	ENGINE SERIAL NO.	REMARKS
1	R120752	KEY	1		
2	R104587	GEAR	1		
3	RE57170	BEARING	6	STD	
4	RE61253	THRUST WASHER	1	STD (PKG R116084 AND, R116085)	
5	RE57175	THRUST BEARING	1	STD (PKG R116085)	
6	R41934	DOWEL PIN	1		
7	RE57167	BEARING	6	.292 MM (.011") US (PKG (2) R121338)	
8	R116311	KEY	1		
9	RE61267	CRANKSHAFT	1	.292 MM (.011") US, (MARKED RE58780 OR R122653)	

RGP3595 -UN-01JAN94

PISTON, RINGS, LINERS AND CONNECTING RODS

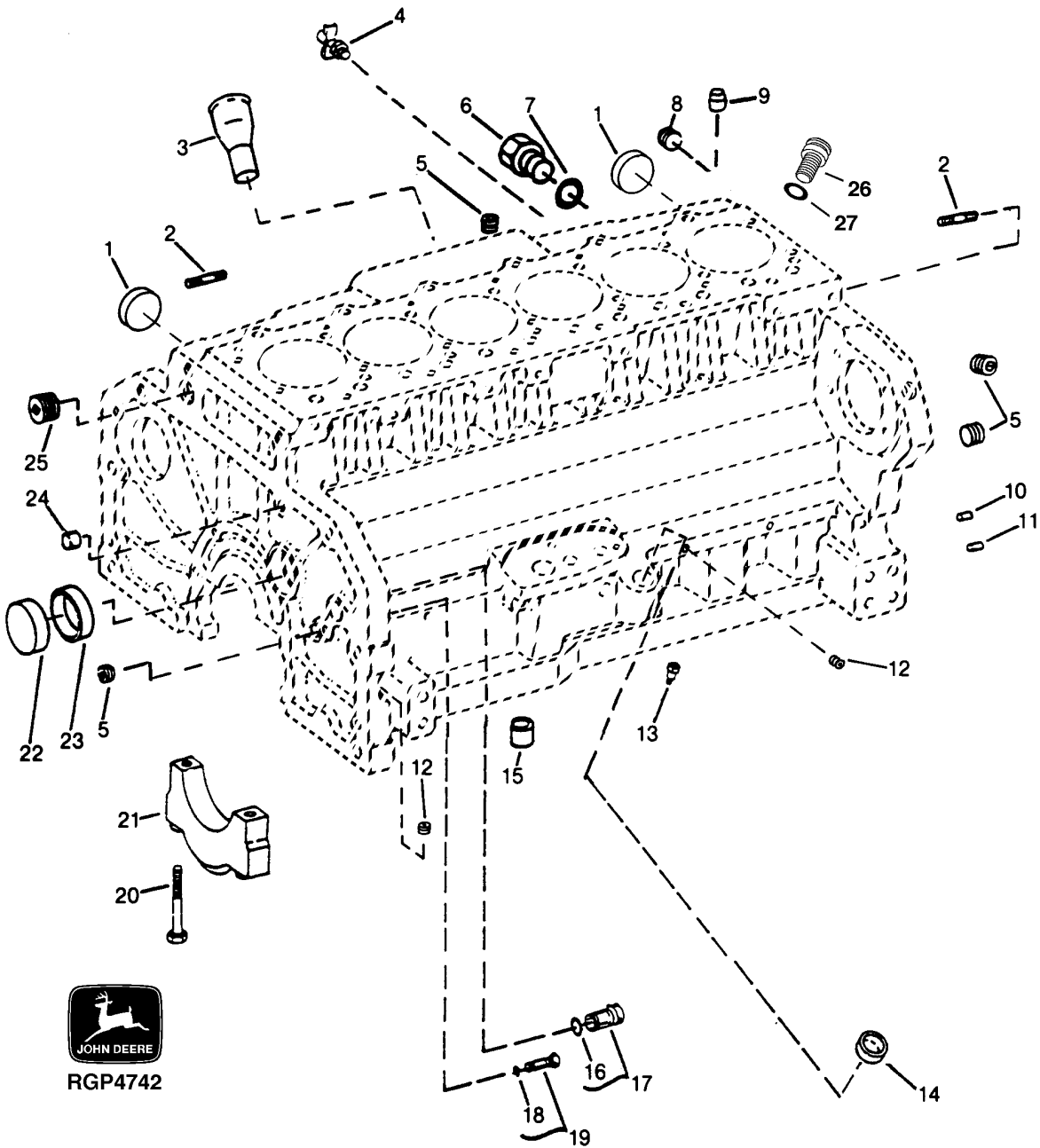


KEY	PART NO.	PART NAME	QTY	ENGINE SERIAL NO.	REMARKS
1	E1343FN	SNAP RING	12		
2	R57771	PISTON PIN	6		
3	R74008	BUSHING	6		
4	R66452	CAP SCREW	12		
5	R53292	SLEEVE	12		
6	RE53154	CONNECTING ROD	6	(MARKED R116340)	
7	R116081	BEARING	6	STD (PKG (2))	
	RE57167	BEARING	AR	0.292MM (.011") (UNDERSIZE) (PKG OF (2))	
				R121338)	
8	RE57188	PISTON RING	6		
9	AR98850	KIT	6		
10	RE64509	KIT	6	(MARKED RE53000, RE64170 OR RE65289)	
11	R93948	SHIM	2	0.05MM (.002") (MAX)	

RGP4742

-UN-05SEP96

CYLINDER BLOCK FITTINGS AND MAIN BEARING CAPS



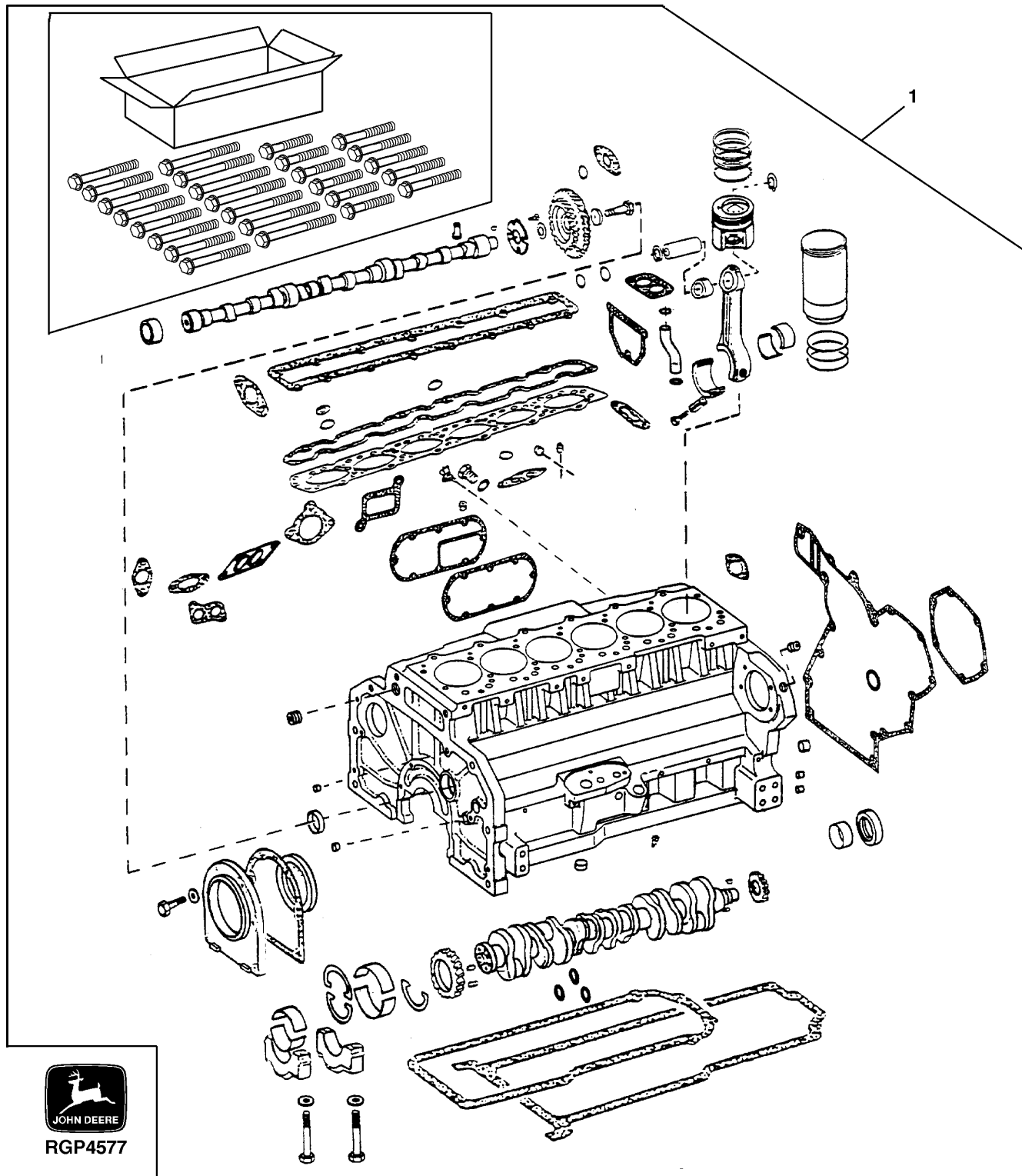
CYLINDER BLOCK FITTINGS AND MAIN BEARING CAPS - CONTINUED

KEY	PART NO.	PART NAME	QTY	ENGINE SERIAL NO.	REMARKS
1	R43409	CAP	2		
2	R114130	STUD	5		
3	DIPSTICK TUBE	NA		
4	AT13740	DRAIN VALVE	1		
5	15H624	PIPE PLUG	2	1/2"	
6	R39741	DRAIN PLUG	1		
7	U13639	O-RING	1		
8	15H690	PIPE PLUG	1	3/4"	
	R104592	PIPE PLUG	1		(NON-AUXILIARY DRIVE OIL HOLE)
9	R42340	BUSHING	2		
10	R1612R	DOWEL PIN	2		
11	F1743R	DOWEL PIN	2		
12	RE71255	PIPE PLUG	3		
	15H624	PIPE PLUG	3		(1-CYLINDER OIL LEAD HOLE, FRONT) (1-CYLINDER OIL LEAD HOLE REAR) (1-CYLINDER OIL LEAD 4TH HOLE)
13	R43621	ORIFICE	6		
14	T35390	CAP	1		
15	R62930	BUSHING	2		
16	R27149	O-RING	1		
17	AR61533	PLUG	1		
18	A4365R	O-RING	1		
19	AR61589	PLUG	1		
20	R122364	BOLT	14		
21	R120953	BEARING CAP	6	(MAIN)	
	R120954	BEARING CAP	1	(THRUST)	
22	R82007	CAP	1		
23	R87561	BUSHING	4		
24	R61288	DOWEL PIN	1		
25	15H686	PIPE PLUG	1	1"	
26	R128670	CAP SCREW	1		(AUXILIARY DRIVE IDLER HOLE)
27	B2762R	O-RING	1		(AUXILIARY DRIVE IDLER HOLE)
..	15H686	PIPE PLUG	1		1", (CYLINDER BLOCK REAR COOLANT OPENING)
..	T35390	CAP	AR		(OIL FILLER HOLE)
..	CYLINDER BLOCK	NA		
..	15H666	PIPE PLUG	1		(ETHER AID HOLE)

RGP4577

-UN-02NOV95

ENGINE SHORT BLOCK



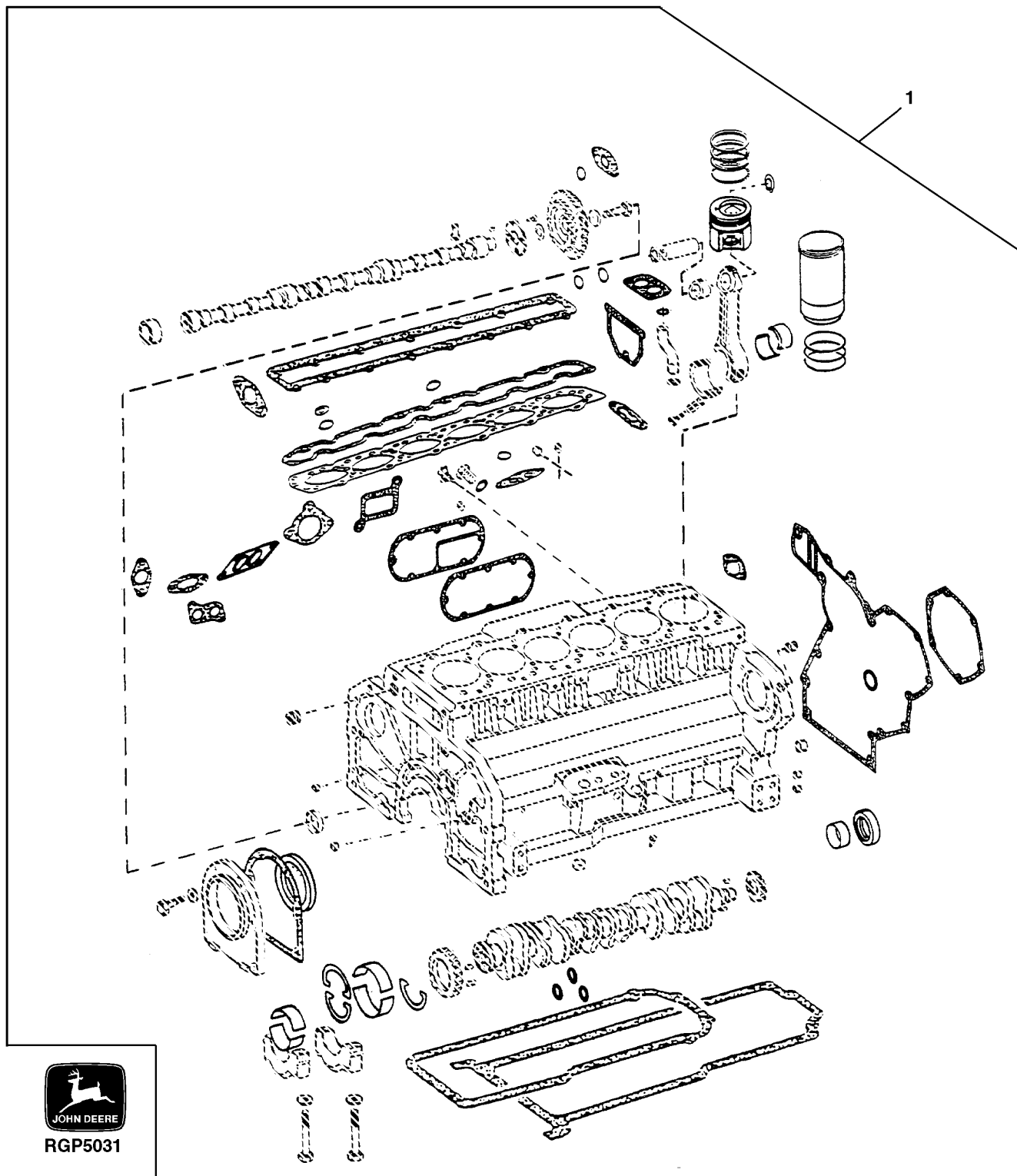
ENGINE SHORT BLOCK - CONTINUED

KEY	PART NO.	PART NAME	QTY	ENGINE SERIAL NO.	REMARKS
1	SHORT BLOCK ASSEMBLY	1		(MARKED R127723) (PISTONS MARKED RE53000, RE64170 OR RE65289 (ALSO ORDER RE42081 AND R107623)

RGP5031

-UN-11MAY98

ENGINE OVERHAUL KIT



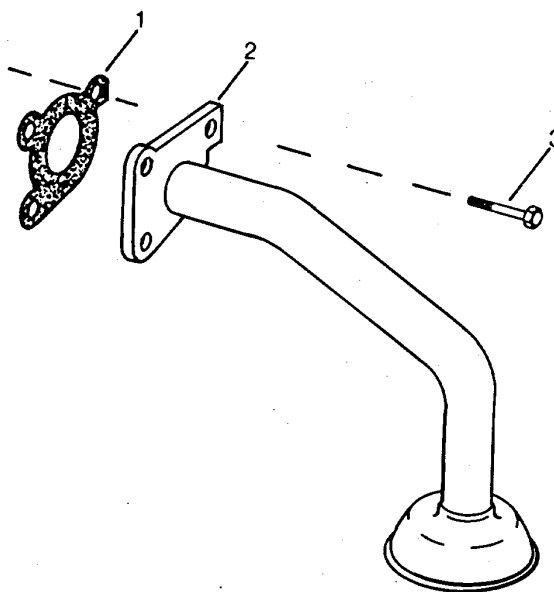
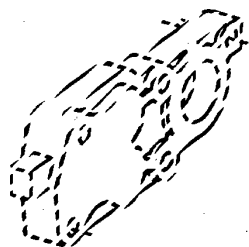
ENGINE OVERHAUL KIT - CONTINUED

KEY	PART NO.	PART NAME	QTY	ENGINE SERIAL NO.	REMARKS
1	RE67677	ENGINE OVERHAUL KIT	1		(CONTAINS (6) RE64509 PISTON/LINERS, GASKET KIT, STD BEARINGS, FRONT/REAR SEALS, AND SNAP RINGS) (ALSO ORDER R66452 ROD BOLTS) (CONTAINS HIGH COMPRESSION PISTONS MARKED RE53000, RE64170 OR RE65289)

MEMORANDA

RGP3629 -UN-01JAN94

ENGINE OIL PUMP INTAKE

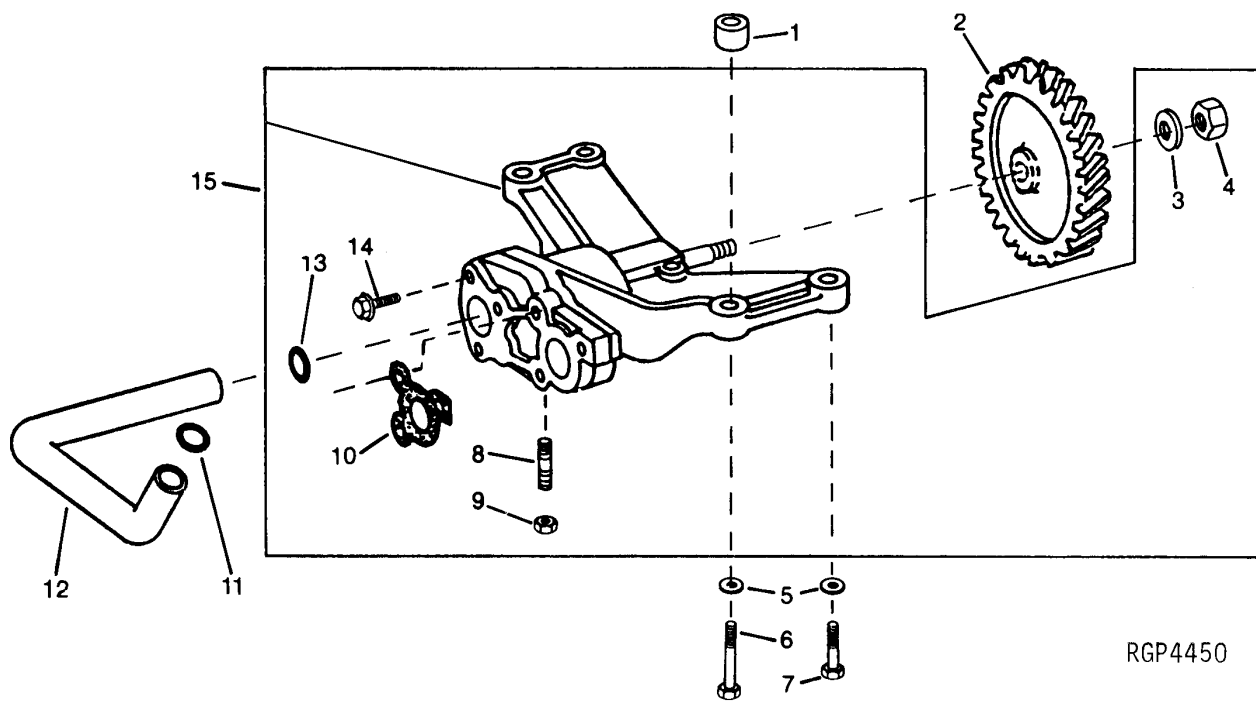


RGP3629

KEY	PART NO.	PART NAME	QTY	ENGINE SERIAL NO.	REMARKS
1	R100569	GASKET	1		
2	RE43167	OIL PUMP INTAKE	1		
3	R104628	CAP SCREW	3		

RGP4450 -UN-03MAR95

ENGINE OIL PUMP



RGP4450

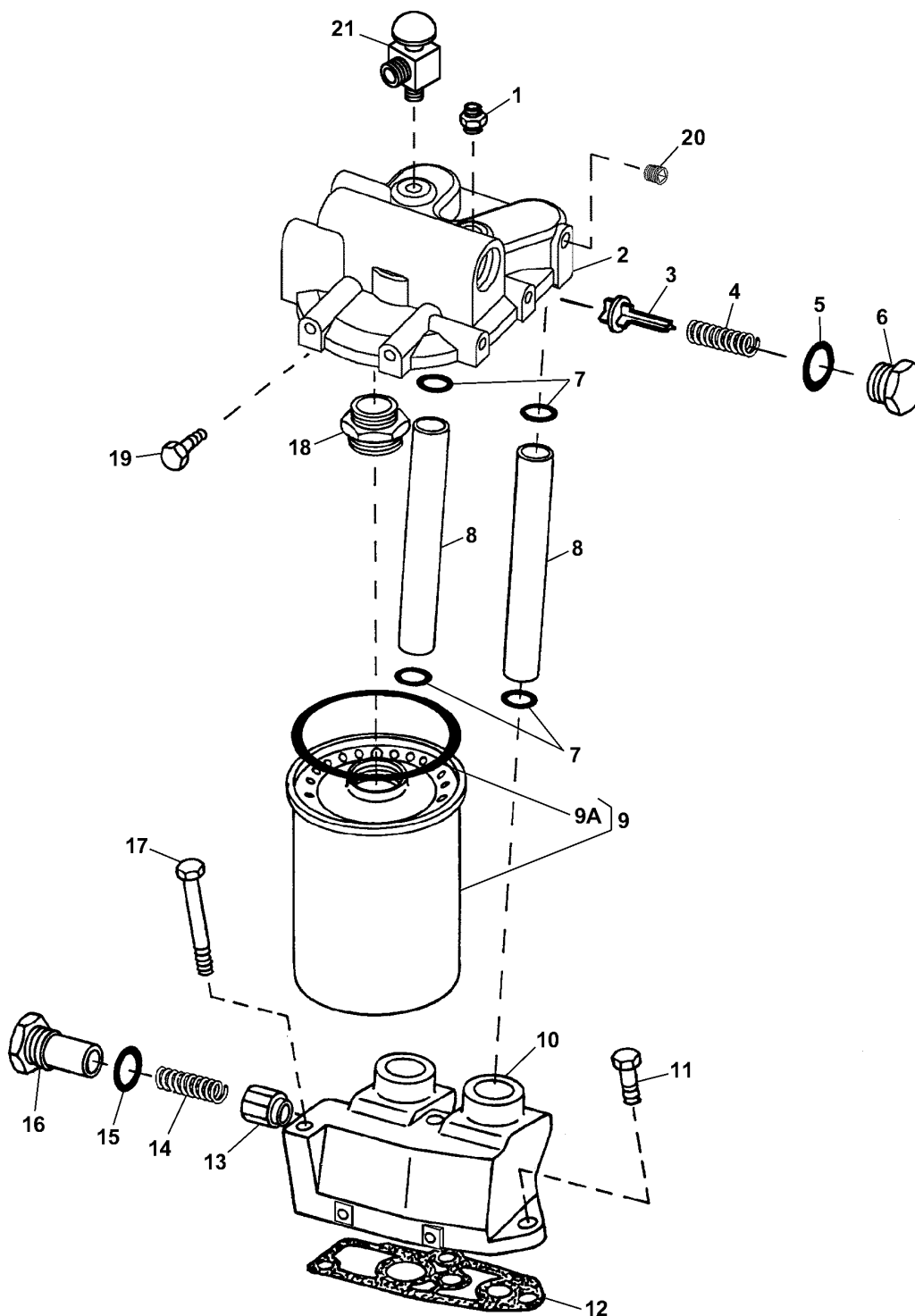
ENGINE

ENGINE OIL PUMP - CONTINUED

KEY	PART NO.	PART NAME	QTY	ENGINE SERIAL NO.	REMARKS
1	R500642	BUSHING	2		
2	R62938	GEAR	1		
3	T21242	WASHER	1		
4	14H826	NUT	1	1/2"	
5	R57696	WASHER	4		
6	19H2549	CAP SCREW	2	3/8" X 1-7/8"	
7	19H3219	CAP SCREW	2	3/8" X 1-3/8"	
8	22H1040	SET SCREW	1	5/16" X 1-1/4"	
9	14H785	NUT	1	5/16"	
10	R100569	GASKET	1		
11	R71732	O-RING	1		
12	R116718	OIL TUBE	1		
13	R71732	O-RING	1		
14	R104628	CAP SCREW	2		
	R104628	CAP SCREW	3		(INTAKE COVER TO HOUSING)
15	RE60622	OIL PUMP	1		(MARKED R124328)

TP61520 -UN-16APR99

ENGINE OIL FILTER AND HOUSING



TP61520

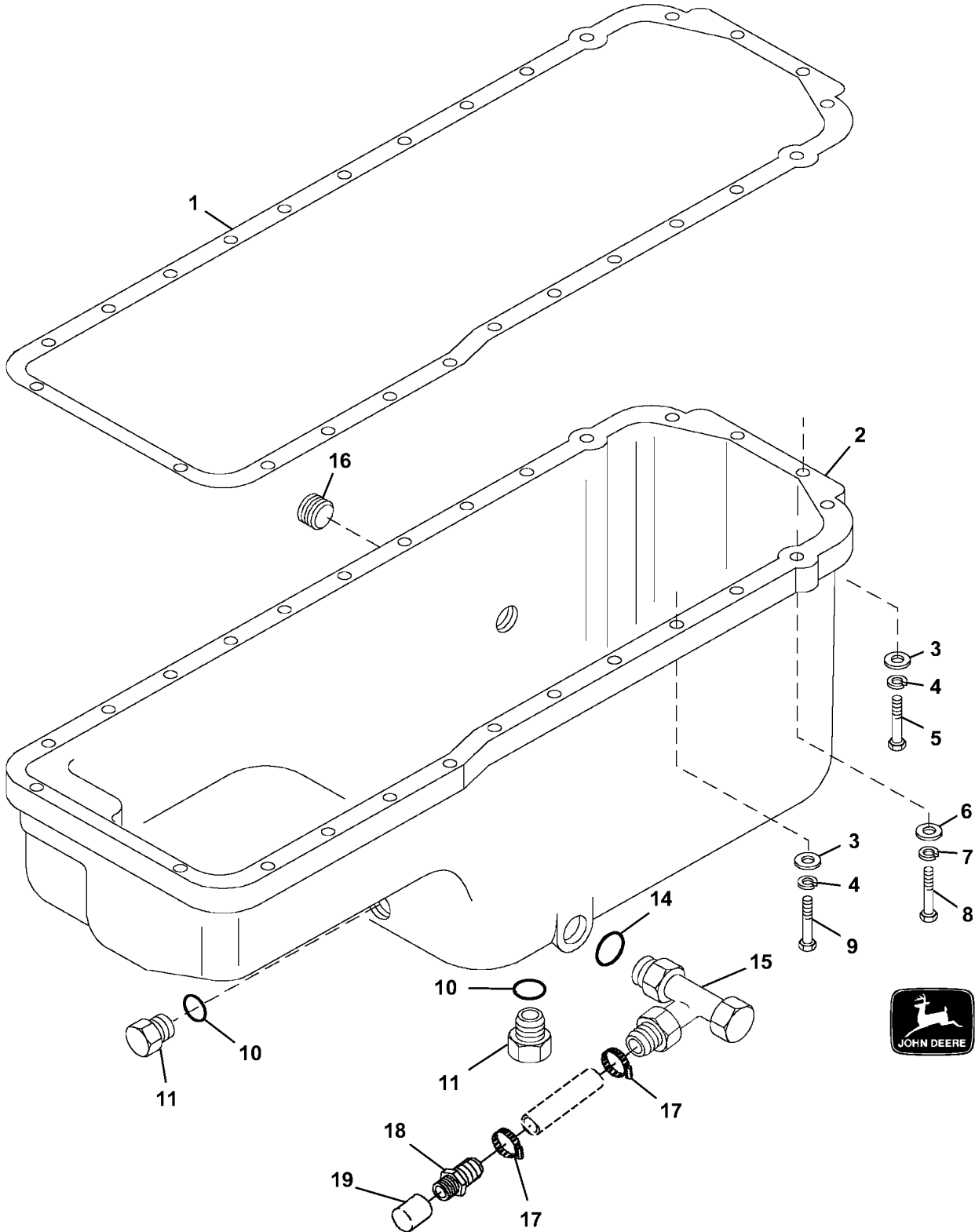
ENGINE

ENGINE OIL FILTER AND HOUSING - CONTINUED

KEY	PART NO.	PART NAME	QTY	ENGINE SERIAL NO.	REMARKS
1	RE57561	CONNECTOR	1		
2	R128694	BASE	1		
3	R500055	VALVE	1		
4	R98064	SPRING	1		
5	U17409	O-RING	1		
6	R117073	FITTING PLUG	1		
7	R47153	O-RING	4		
8	R86063	TUBE	2		
9	RE57394	OIL FILTER	1		(MARKED RE57394)
9A	R43660	PACKING	1		
10	R129820	HOUSING	1		
11	19H3239	CAP SCREW	1		3/8" X 1-1/4"
12	R119847	GASKET	1		
13	R124186	RELIEF VALVE	1		
14	R500330	SPRING	1		
15	U17409	O-RING	1		
16	R129821	FITTING PLUG	1		
17	19H3445	CAP SCREW	2		3/8" X 3-3/4"
18	R104621	ADAPTER	1		
19	19H3104	CAP SCREW	2		7/16" X 1-1/4"
20	RE71255	PIPE PLUG	1		
21	AT182602	KIT	1		VALVE, SAMPLING

TP61544 -UN-25OCT99

OIL PAN



TP66938

0407-6

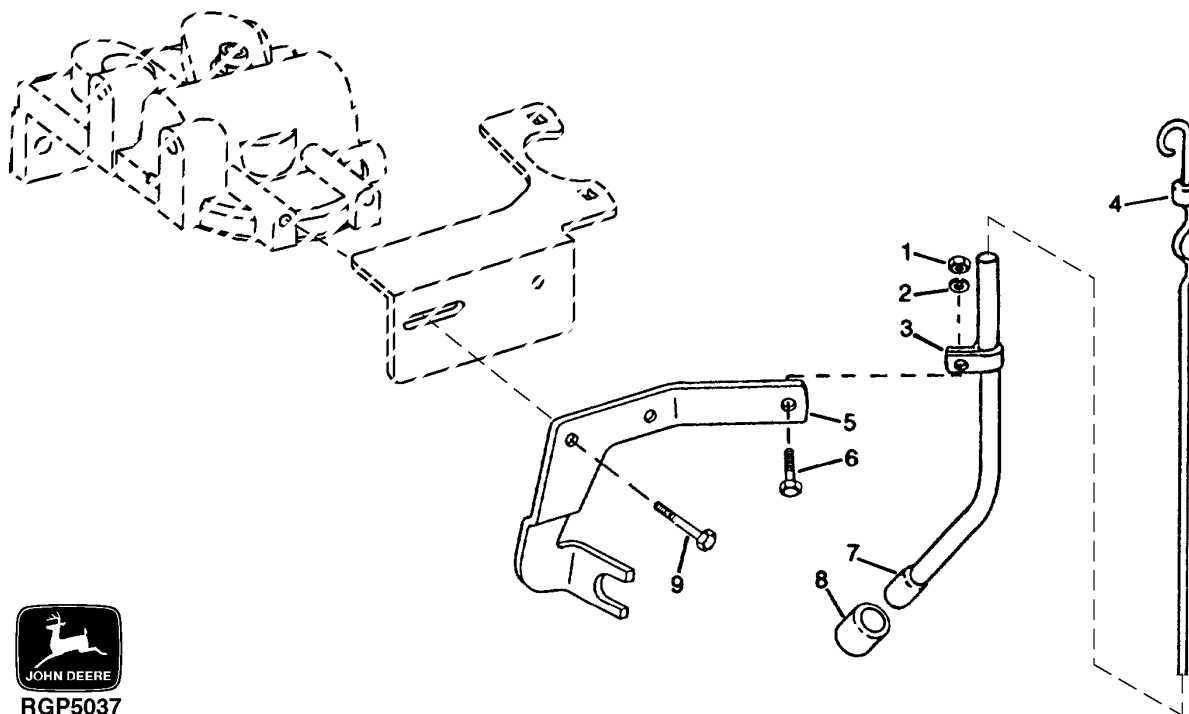
THIS PARTS LISTING IS CONTINUED

OIL PAN - CONTINUED

KEY	PART NO.	PART NAME	QTY	ENGINE SERIAL NO.	REMARKS
1	R49377	GASKET	1		
2	R500297	PAN	1		
3	24H1305	WASHER	22		13/32" X 13/16" X 0.065"
4	12H304	LOCK WASHER	22		3/8"
5	19H3485	CAP SCREW	4		3/8" X 2"
6	24H1756	WASHER	2		1/2" X 1" X 0.060"
7	12H301	LOCK WASHER	2		1/2"
8	19H2473	CAP SCREW	2		1/2" X 1-3/4"
9	19H3267	CAP SCREW	18		3/8" X 1-5/8"
10	R47151	O-RING	2		
11	R27474	DRAIN PLUG	2		
12	A4827R	WASHER	1		25.400 X 31.750 X 1.626 MM (1" X 1-1/4" X 0.064")
13	R26727	DRAIN PLUG	1		
14	R47151	O-RING	1		
15	AT152180	DRAIN VALVE	1		
16	15H690	PIPE PLUG	1		
17	AA34965	CLAMP	2		
18	R41071	FITTING	1		
19	15H582	FITTING	1		

RGP5037 -UN-29MAY98

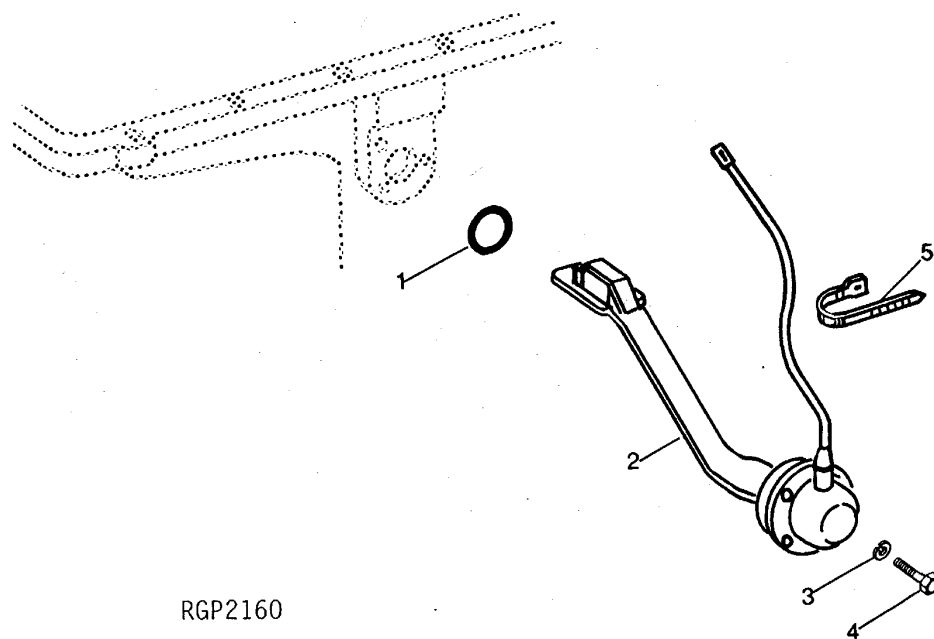
ENGINE OIL DIPSTICK AND TUBE



KEY	PART NO.	PART NAME	QTY	ENGINE SERIAL NO.	REMARKS
1	14H812	NUT	1	3/8"	
2	24H1305	WASHER	1	13/32" X 13/16" X 0.065"	
3	T13814	CLAMP	1		
4	RE500804	DIPSTICK	1		
5	R501424	BRACKET	1		
6	19H1936	CAP SCREW	1	3/8" X 3/4"	
7	RE42081	DIPSTICK TUBE	1		
8	R107623	ADAPTER	1		
9	19H3467	CAP SCREW	2	5/16" X 1"	

RGP2160 -UN-01JAN94

OIL LEVEL SENSOR

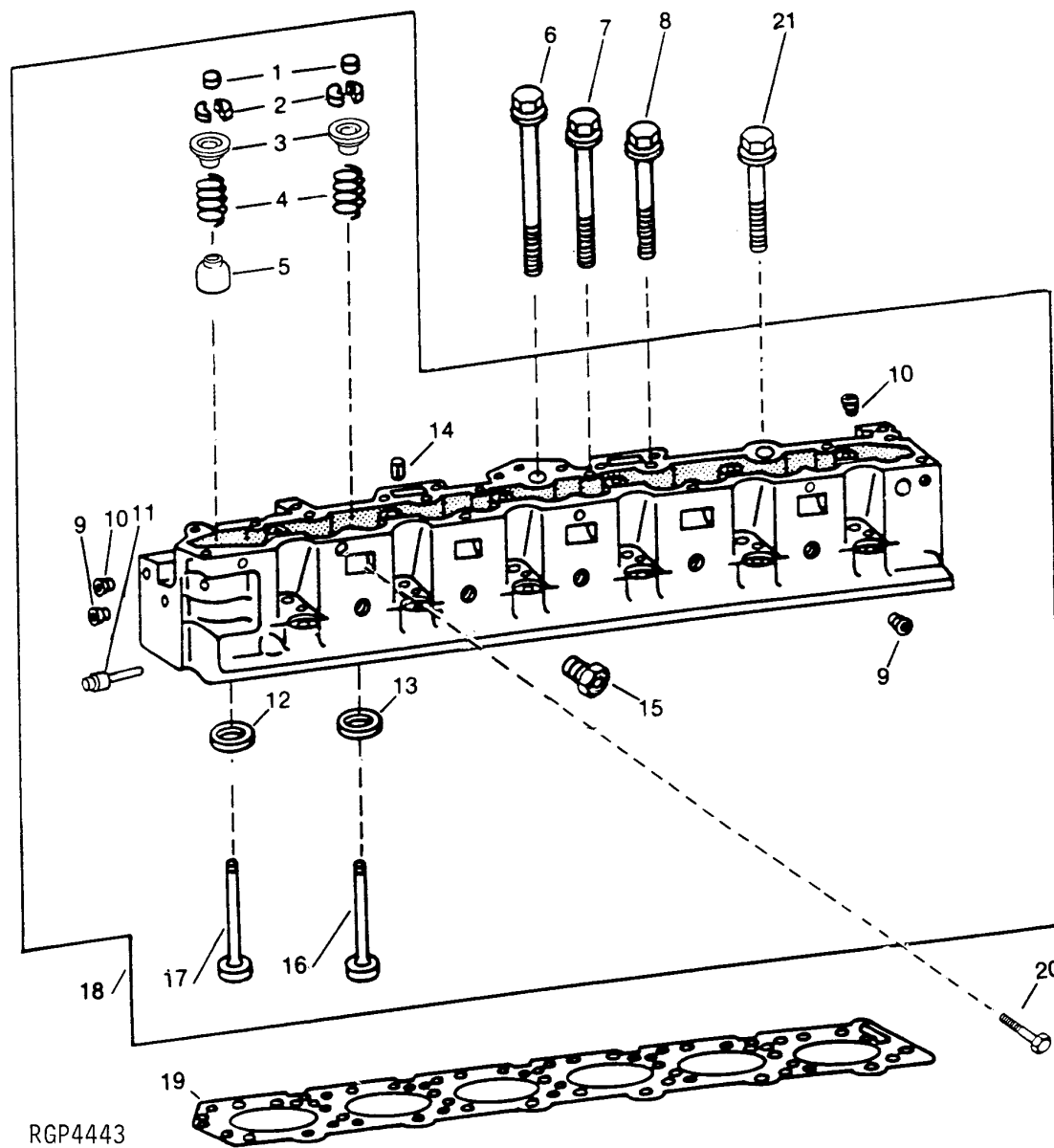


KEY	PART NO.	PART NAME	QTY	ENGINE SERIAL NO.	REMARKS
1	R47154	O-RING	1		
2	RE16223	SENSOR	1		
3	12M7133	LOCK WASHER	3		
4	19M7077	CAP SCREW	3		
5	R44302	TIE BAND	1		
..	R78052	PIN CONTACT CONNECTOR BODY	1		
..	R78064	ELECTRICAL PLUG	2		
..	T13914	CLAMP	1		

RGP4443

-UN-28FEB95

CYLINDER HEAD AND VALVES



RGP4443

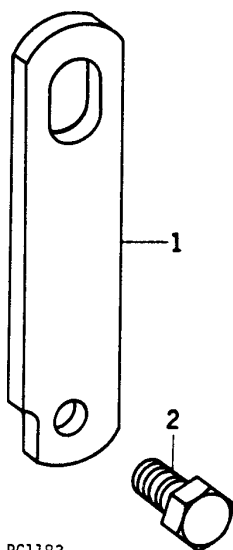
ENGINE

CYLINDER HEAD AND VALVES - CONTINUED

KEY	PART NO.	PART NAME	QTY	ENGINE SERIAL NO.	REMARKS
1	T20129	CAP	12		
2	T20077	RETAINER	24		
3	R136320	CAP	12		
4	R91822	SPRING	12		
5	R102882	SHIELD	6		(EXHAUST VALVES ONLY)
6	R121491	CAP SCREW	7		203 MM (8.0") (MARKED "SPECIAL")
7	R121490	CAP SCREW	8		175 MM (6.9") (MARKED "SPECIAL")
8	R121320	CAP SCREW	6		134 MM (5.3") (MARKED "SPECIAL")
9	15H690	PIPE PLUG	10		3/4"
10	RE57836	PIPE PLUG	2		
11	AT107509	PLUG	1		
12	R119132	VALVE SEAT INSERT	6		EXHAUST
13	R121193	VALVE SEAT INSERT	6		INTAKE
14	34H387	SPRING PIN	1		3/16" X 3/4"
15	R76491	PIPE PLUG	1		
16	R84618	INTAKE VALVE	6		STD
	R93308	INTAKE VALVE	AR		0.08MM (.003") OS
	R93312	INTAKE VALVE	AR		0.38MM (.015") OS
	R93314	INTAKE VALVE	AR		0.76MM (.030") OS
17	R84619	EXHAUST VALVE	6		STD
	R93311	EXHAUST VALVE	AR		0.08MM (.003") OS
	R93313	EXHAUST VALVE	AR		0.38MM (.015") OS
	R93315	EXHAUST VALVE	AR		0.76MM (.030") OS
18	RE57750	CYLINDER HEAD	1		(MARKED R122419 OR R122492)
19	RE55475	ENGINE CYLINDER HEAD GASKET	1		
20	19H2367	CAP SCREW	1		5/8" X 3/4"
21	R121489	CAP SCREW	5		149 MM (5.9") (MARKED "SPECIAL")
..	RG24026	KIT	1		(CONTAINS (26) "SPECIAL" HEAD BOLTS)

LIFT STRAPS

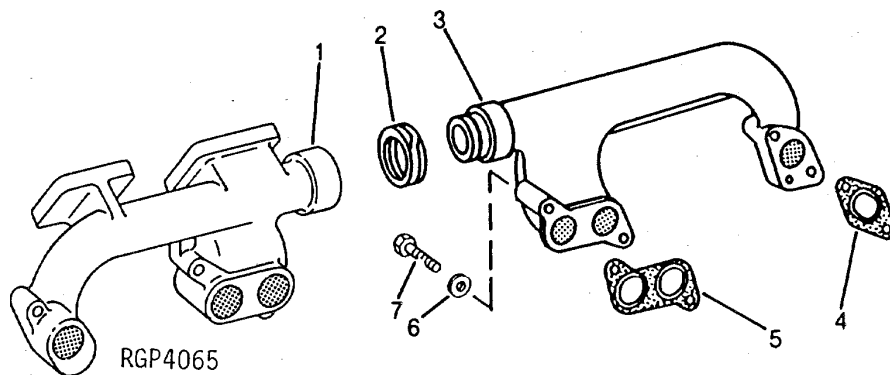
RG1183 -UN-01JAN94



KEY	PART NO.	PART NAME	QTY	ENGINE SERIAL NO.	REMARKS
1	R61497	STRAP	2		
2	19H1756	CAP SCREW	2	5/8" X 1-1/2"	

RGP4065 -UN-01JAN94

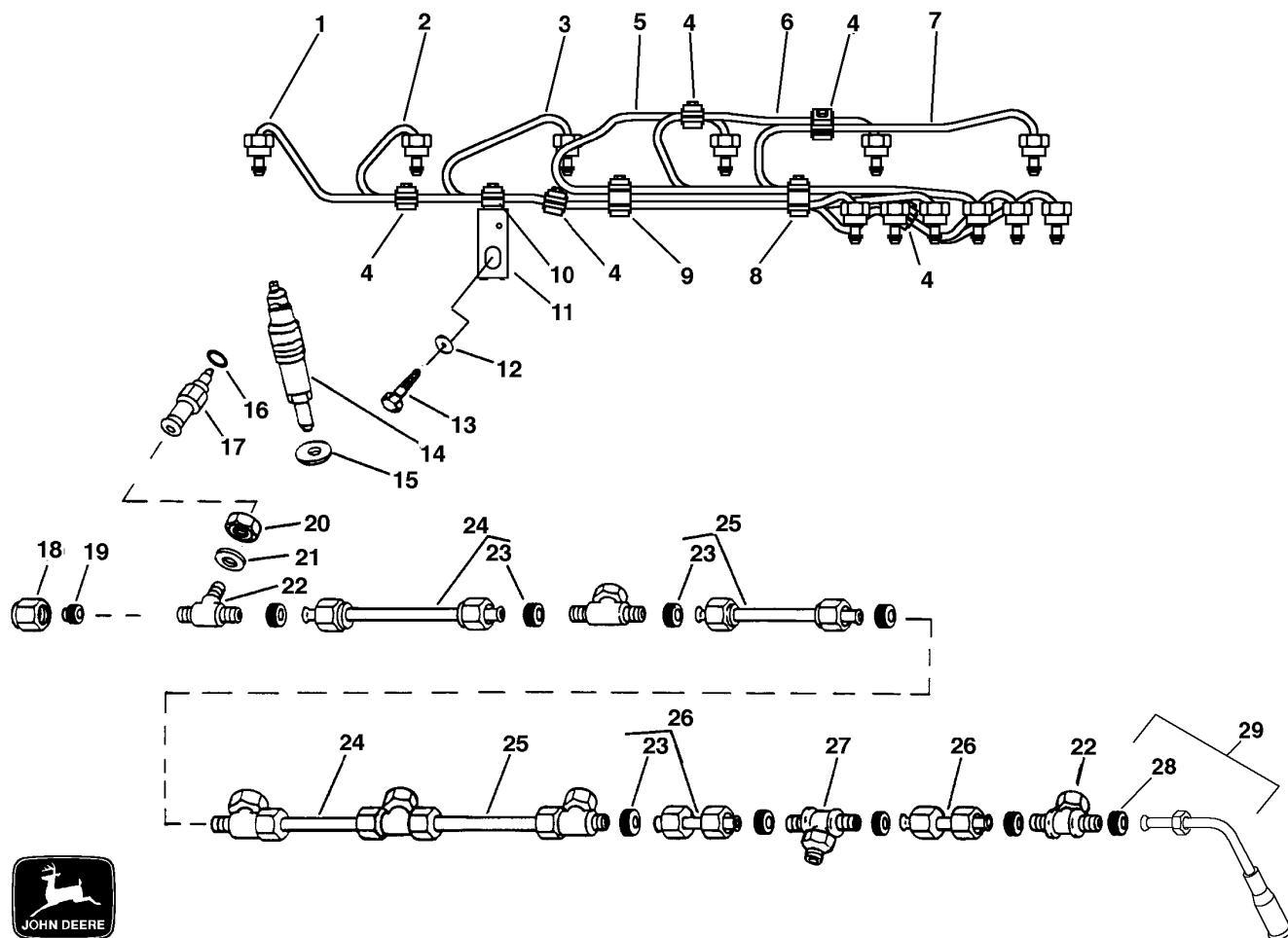
EXHAUST MANIFOLDS



KEY	PART NO.	PART NAME	QTY	ENGINE SERIAL NO.	REMARKS
1	R127425	EXHAUST MANIFOLD	1		(REAR)
2	R122595	RING	2		
3	R127426	EXHAUST MANIFOLD	1		(FRONT)
4	R83021	GASKET	2		
5	R83020	GASKET	2		
6	R63845	WASHER	8		
7	19H3031	CAP SCREW	4		3/8" X 2-1/2", (UPPER)
	19H3267	CAP SCREW	4		3/8" X 1-5/8", (LOWER)

RGP5045 -UN-29MAY98

FUEL INJECTION NOZZLES AND LINES



ENGINE

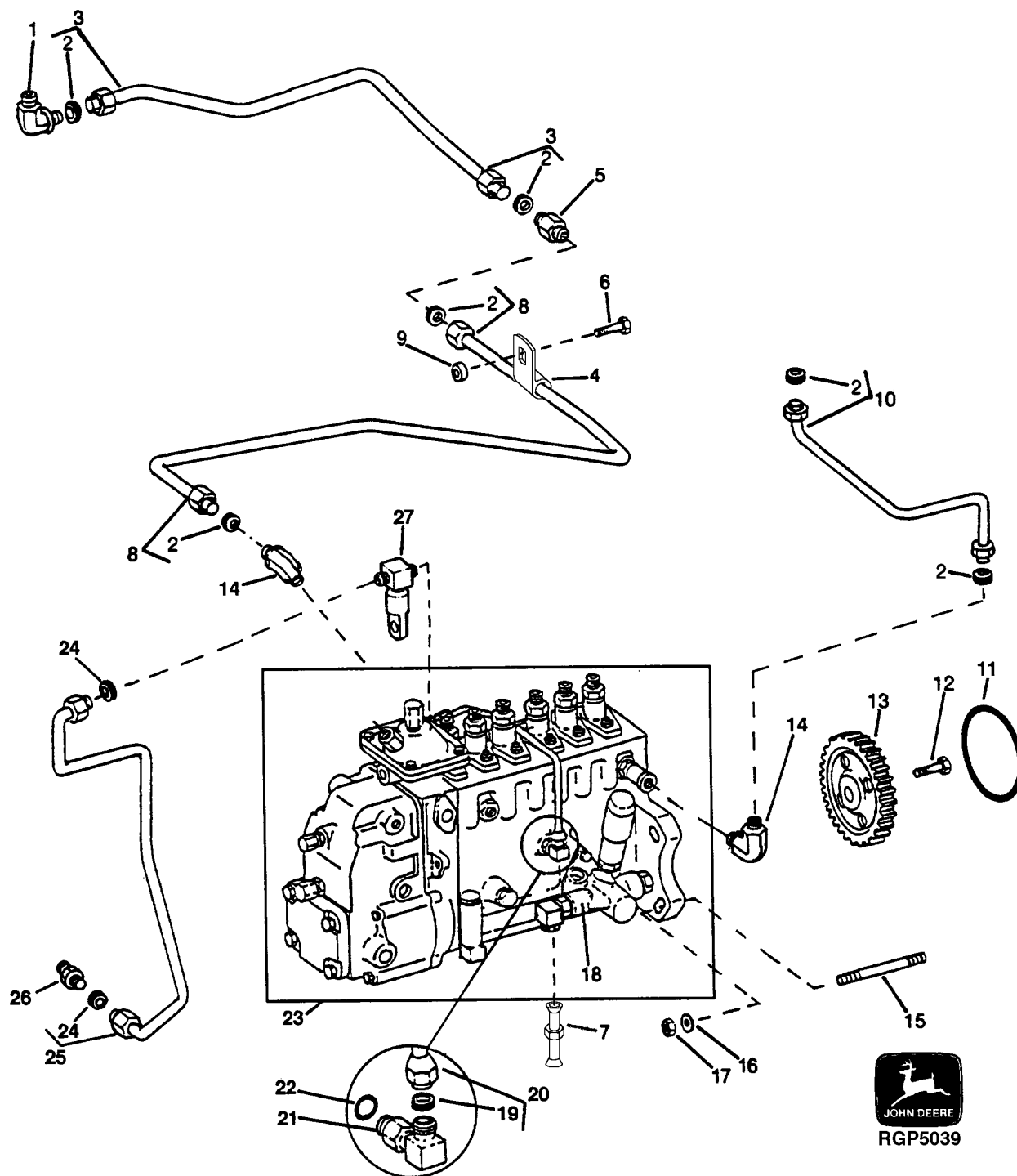
FUEL INJECTION NOZZLES AND LINES - CONTINUED

KEY	PART NO.	PART NAME	QTY	ENGINE SERIAL NO.	REMARKS
1	RE47431	FUEL LINE	1	NO. 6	
2	RE47430	FUEL LINE	1	NO. 5	
3	RE47429	FUEL LINE	1	NO. 4	
4	R120185	BOLT	5		
	R58186	CLAMP	10		
	R120181	STRAP	5		
	R120182	STRAP	5		
5	RE47428	FUEL LINE	1	NO. 3	
6	RE47427	FUEL LINE	1	NO. 2	
7	RE47426	FUEL LINE	1	NO. 1	
8	R120186	BOLT	2		
	R71212	CLAMP	1		
	R120183	STRAP	1		
	R120184	STRAP	1		
	R59297	HALF CLAMP	2		
9	R59305	STRAP	1		
	R58186	CLAMP	1		
	R74030	CLAMP	1		
	R74804	CLAMP	1		
	R120186	BOLT	1		
	R120181	STRAP	1		
	R120182	STRAP	1		
10	R120185	BOLT	2		
	R59297	HALF CLAMP	2		
	R120183	STRAP	2		
11	RE55662	ABSORBER	1		
12	24H1884	WASHER	1		13/32" X 13/16" X 0.120"
13	19M7166	CAP SCREW	1		M10 X 20
14	RE57152	INJECTION NOZZLE	6		(ROBERT BOSCH) (2 ORANGE DOT)
15	R84472	WASHER	6		7.360 X 18.160 X 2 MM (0.290" X 0.715" X 0.079")
16	R77551	O-RING	6		
17	R87082	FITTING	6		(ALSO ORDER R77551)
18	R51937	TUBE NUT	1		
19	AR85519	PLUG	1		
20	R79604	TUBE NUT	6		
21	R79605	WASHER	6		
22	R79606	TEE FITTING	6		
23	R51936	PACKING	11		
24	RE15807	FUEL LINE	2		
25	RE15808	FUEL LINE	2		
26	RE36421	FUEL LINE	2		
27	R97061	TEE FITTING	1		
28	RE16142	FUEL LINE	1		
29	R51936	PACKING	1		

RGP5039

-UN-29MAY98

FUEL INJECTION PUMP, FUEL CONTROL LINES AND LUBE LINES



ENGINE

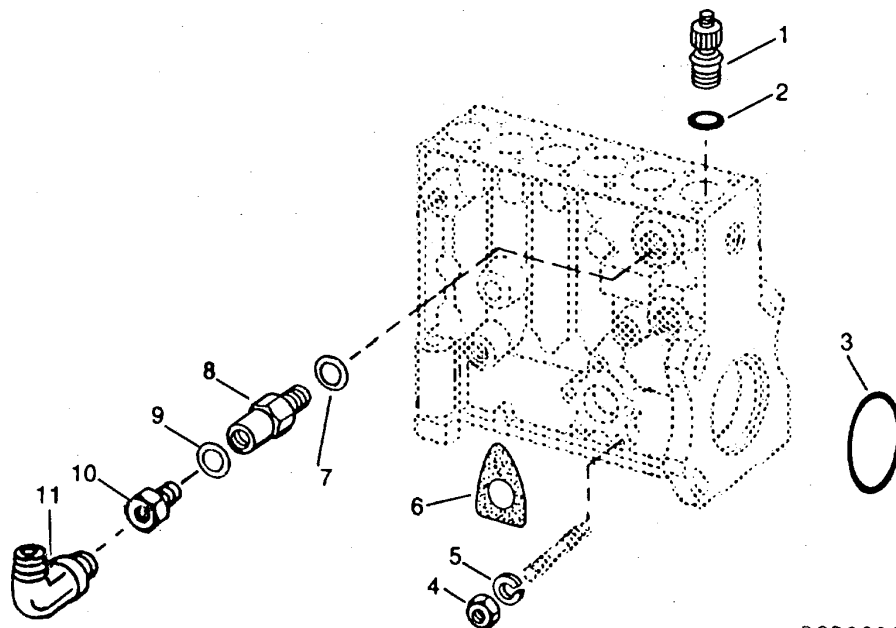
FUEL INJECTION PUMP, FUEL CONTROL LINES AND LUBE LINES - CONTINUED

KEY	PART NO.	PART NAME	QTY	ENGINE SERIAL NO.	REMARKS
1	R67364	ELBOW FITTING	2		
2	R51936	PACKING	6		
3	RE66060	FUEL LINE	1		
4	R135106	CLAMP	1		
5	R67271	UNION FITTING	1		
6	19H1731	CAP SCREW	1	3/8" X 1"	
7	RE44843	FUEL LINE	1		
8	RE63664	FUEL LINE	1		
9	28H1518	WASHER	1	0.493" X 0.675" X 5/16"	
10	RE49589	FUEL LINE	1		
11	R76358	O-RING	1		
12	R121195	CAP SCREW	4	(T45)	
13	R121164	GEAR	1		
14	R67364	ELBOW FITTING	2		
15	R114130	STUD	4		
16	M72490	WASHER	4		
17	14H1090	NUT	4	3/8"	
18	RE46252	FUEL PUMP	1	(ROBERT BOSCH)	
19	R67264	PACKING	2		
20	AR87561	OIL LINE	1		
21	AR88903	ELBOW FITTING	1		
22	R79060	O-RING	1		
23	RE71286	FUEL INJECTION PUMP	1	(A) (ROBERT BOSCH) (ALSO ORDER R110195 AND (2) 19M8826)	
24	R51936	PACKING	2		
25	RE44030	OIL LINE	1		
26	R63604	FITTING	1		
27	AR87636	TEE FITTING	1		

(A) "SEE YOUR AUTHORIZED PUMP REPAIR STATION FOR PARTS NOT LISTED"

RGP3634 -UN-01JAN94

FUEL INJECTION PUMP HOUSING CONNECTORS

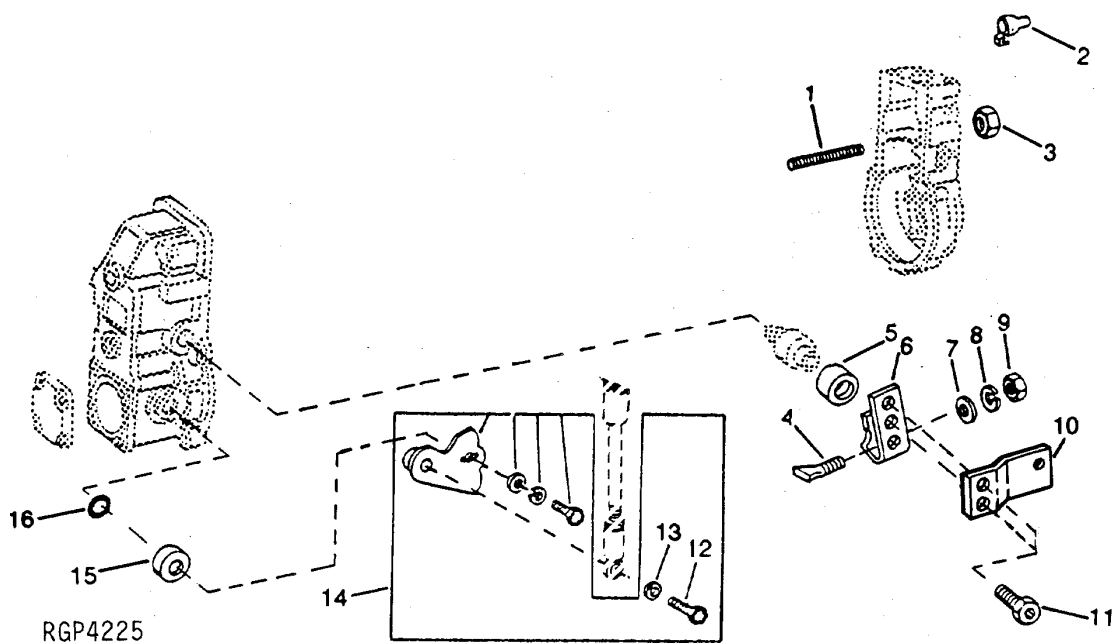


RGP3634

KEY	PART NO.	PART NAME	QTY	ENGINE SERIAL NO.	REMARKS
1	HOLDER	NA	(NLA)	
2	T24210	O-RING	6		
3	R76358	O-RING	1		
4	T31556	NUT	3		
5	T24229	LOCK WASHER	3		
6	R67879	GASKET	1		
7	R53899	WASHER	1		
8	AR77114	CONTROL VALVE	1		
9	R53901	WASHER	1		
10	R63016	ADAPTER	1		
11	R67364	ELBOW FITTING	1		

RGP4225 -UN-01JAN94

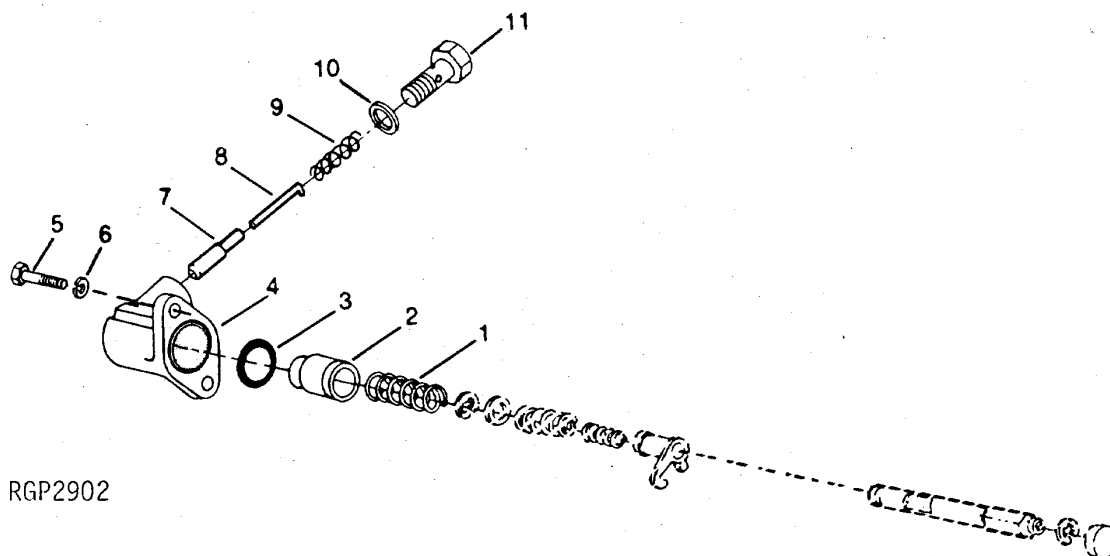
FUEL INJECTION PUMP GOVERNOR LEVERS



KEY	PART NO.	PART NAME	QTY	ENGINE SERIAL NO.	REMARKS
1	R60914	SET SCREW	1		
2	R53918	PACKING	1		
3	T31556	NUT	1		
4	R68715	PIN	1		
5	AR89339	SEAL	1		
6	AR89578	LEVER	1		
7	24M7054	WASHER	1	6.400 X 12 X 1.600 MM	
8	T24229	LOCK WASHER	1		
9	R68716	NUT	1		
10	R110195	LEVER	1	(THROTTLE)	
11	19M8826	SCREW	2	M6 X 16	
12	19H1914	CAP SCREW	1		
13	24H1287	WASHER	1	9/32" X 5/8" X 0.065"	
14	AR89552	LEVER	1	(SHUT-OFF)	
15	R68438	RETAINER	1		
16	R53955	O-RING	1		

RGP2902 -UN-01JAN94

HYDRAULIC ANEROID ACTIVATOR

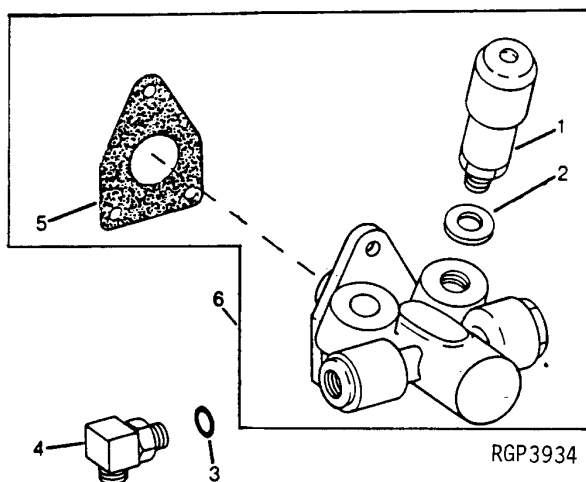


RGP2902

KEY	PART NO.	PART NAME	QTY	ENG. SER. NO. OR PUMP DATE	REMARKS
1	R63059	SPRING	1		
2	R63060	PISTON	1		
3	R67886	O-RING	1		
4	R67885	HOUSING	1		
5	R63063	SCREW	2		
6	R54880	LOCK WASHER	2		
7	R62104	VALVE	1		
8	R62105	PIN	1		
9	R26373	SPRING	1		
10	R62107	WASHER	2		
11	R62106	SCREW	1		

FUEL TRANSFER PUMP
(ROBERT BOSCH)
(6081)

RGP3934 -UN-01JAN94

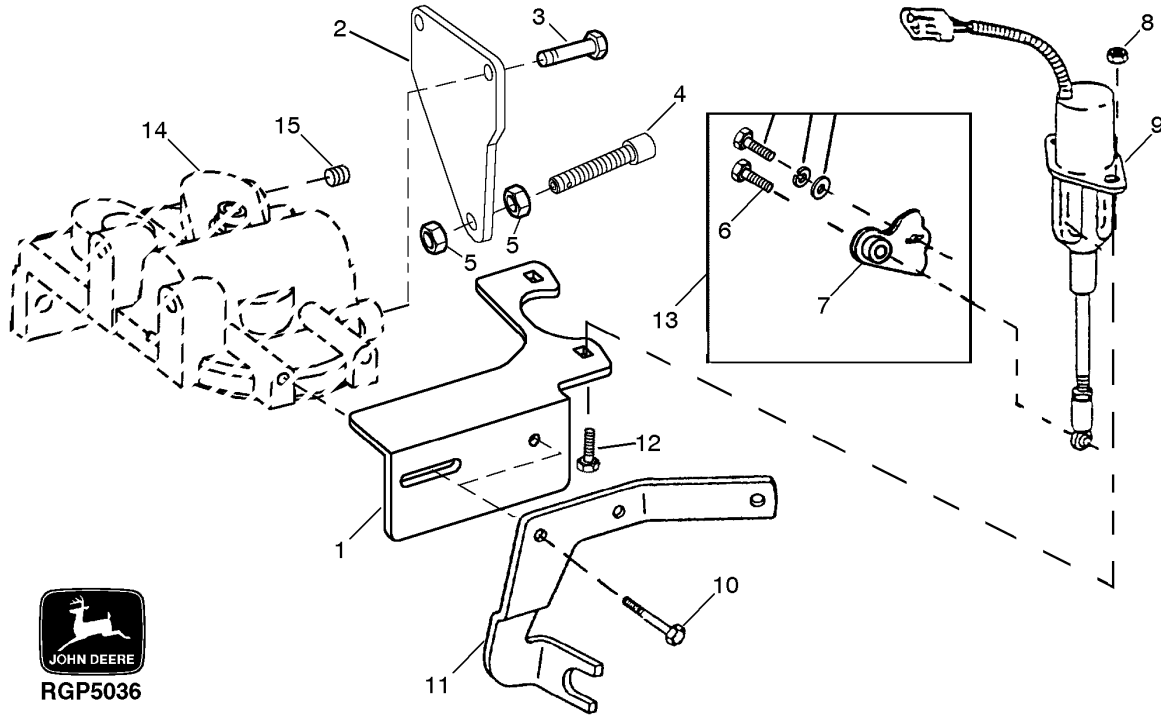


RGP3934

KEY	PART NO.	PART NAME	QTY	ENGINE SERIAL NO.	REMARKS
1	RE65265	HAND PRIMER	1		
2	R54025	WASHER	1		
3	R26448	O-RING	2		
4	RE10258	ELBOW FITTING	2		
	RE34128	ELBOW FITTING	1		
5	R67879	GASKET	1		
6	RE46252	FUEL PUMP	1		

RGP5036 -UN-29JUN98

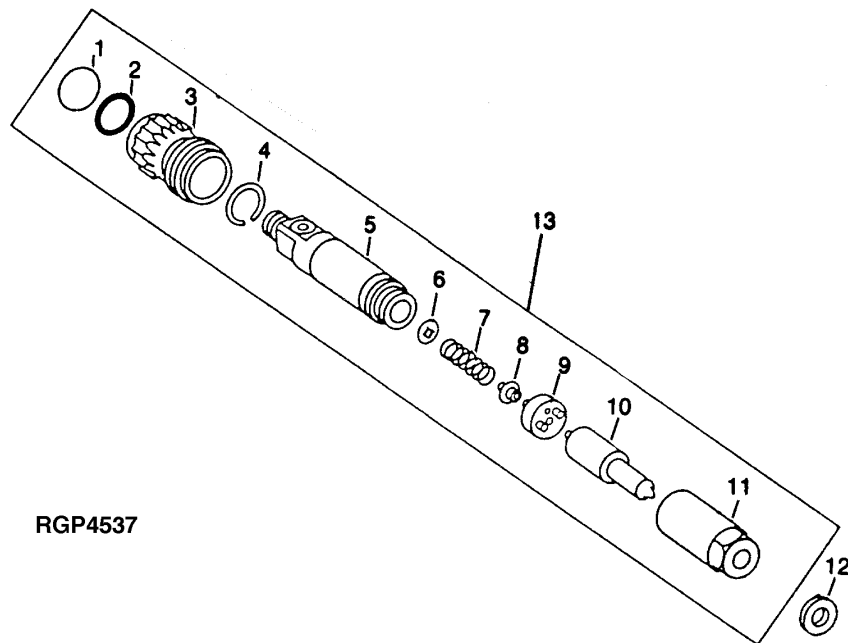
FUEL SHUT-OFF BRACKET AND ELECTRIC SHUT-OFF SOLENOID (24 VOLT)



KEY	PART NO.	PART NAME	QTY	ENGINE SERIAL NO.	REMARKS
1	R501289	BRACKET	1		
2	R501067	BRACKET	1		THROTTLE STOP
3	R112268	CAP SCREW	1		
4	R501086	ROD	1		
5	14M7029	NUT	2	M8	
6	19H1914	CAP SCREW	1	1/4" X 1"	
7	24H1287	WASHER	1	9/32" X 5/8" X 0.065"	
8	14M7165	LOCK NUT	2	M6	
9	RE54747	SOLENOID	1		(24 VOLT)(ENERGIZE TO RUN)
10	19H3467	CAP SCREW	2	5/16" X 1"	
11	R501424	BRACKET	1		
12	03M7068	BOLT	2	M6 X 20	
13	RE54741	LEVER	1		
14	R128694	BASE	1		
15	R104592	PIPE PLUG	1		

RGP4537 -UN-30AUG95

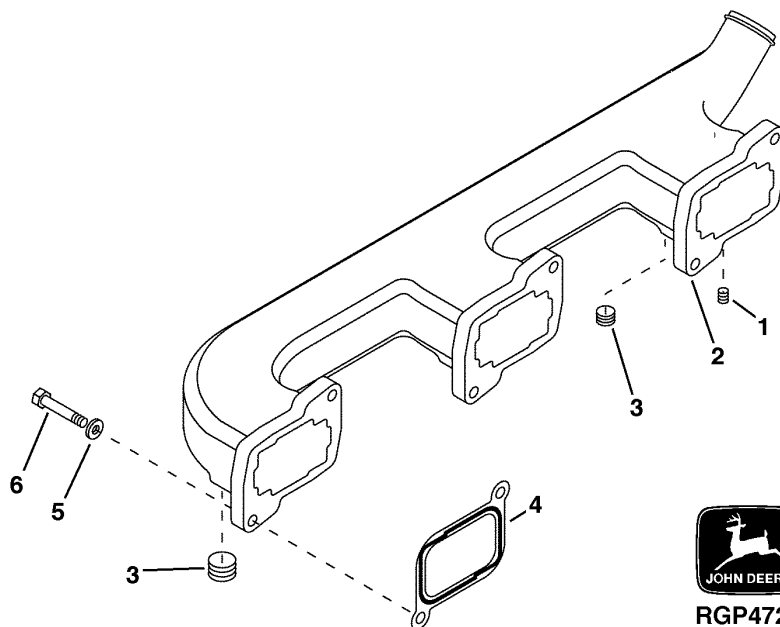
FUEL INJECTION NOZZLE (ROBERT BOSCH)



KEY	PART NO.	PART NAME	QTY	ENGINE SERIAL NO.	REMARKS
1	R60277	SNAP RING	1		
2	O-RING	NA		
3	R60279	NUT	1		
4	R60278	SNAP RING	1		
5	NOZZLE HOLDER	1	(SUB RE57152)	
6	R83720	WASHER	1	1.02 MM (.0402")	
	R83721	WASHER	1	1.08 MM (.0425")	
	R83722	WASHER	1	1.12 MM (.0441")	
	R83723	WASHER	1	1.18 MM (.0465")	
	R83724	WASHER	1	1.22 MM (.0480")	
	R83725	WASHER	1	1.28 MM (.0504")	
	R83726	WASHER	1	1.30 MM (.0512")	
	R83727	WASHER	1	1.38 MM (.0543")	
	R83728	WASHER	1	1.42 MM (.0559")	
	R83729	WASHER	1	1.48 MM (.0583")	
	R83730	WASHER	1	1.50 MM (.0591")	
	R83731	WASHER	1	1.58 MM (.0622")	
	R83732	WASHER	1	1.60 MM (.0630")	
	R83733	WASHER	1	1.68 MM (.0661")	
	R83734	WASHER	1	1.70 MM (.0669")	
	R83735	WASHER	1	1.78 MM (.0701")	
	R83736	WASHER	1	1.82 MM (.0717")	
	R83737	WASHER	1	1.88 MM (.0740")	
	R83738	WASHER	1	1.90 MM (.0748")	
	R83739	WASHER	1	1.98 MM (.0780")	
7	R60273	SPRING	1		
8	R60274	SEAT	1		
9	R60275	PLATE	1		
10	RE57153	INJECTION NOZZLE	1	(7 X 0.236)	
11	R127181	NUT	1		
12	R84472	WASHER	1		
13	RE57152	INJECTION NOZZLE	6	(ROBERT BOSCH) (2 ORANGE DOTS)	

RGP4720 -UN-02AUG96

INTAKE MANIFOLD



RGP4720

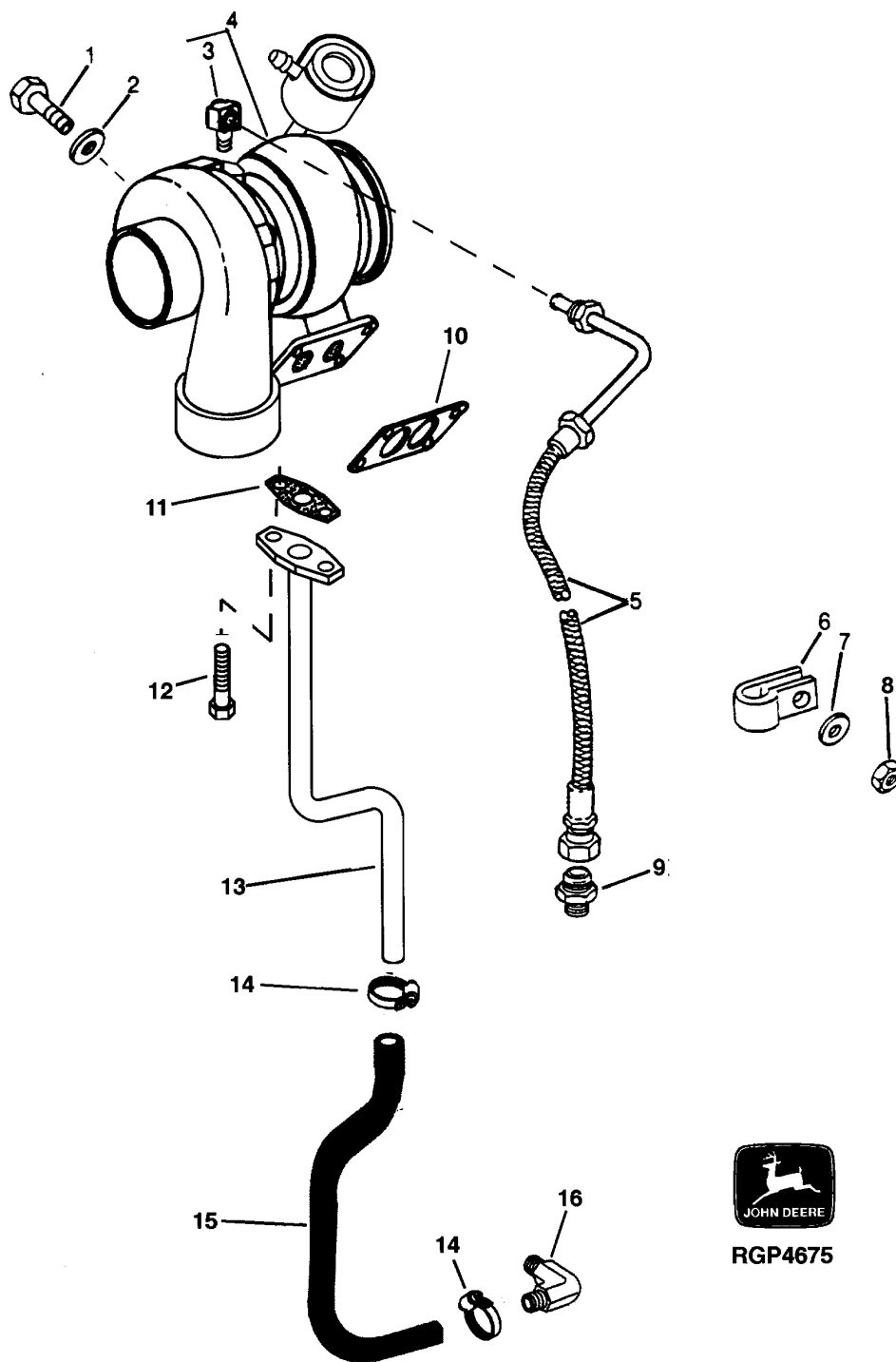
KEY	PART NO.	PART NAME	QTY	ENGINE SERIAL NO.	REMARKS
1	R104592	PIPE PLUG	1		
2	R132290	INTAKE MANIFOLD	1		
3	15H666	PIPE PLUG	1	3/8", (FRONT)	
	15H690	PIPE PLUG	1	3/4", (REAR)	
4	R130573	GASKET	3		
5	24H1682	WASHER	6	13/32" X 7/8" X 0.120"	
6	19H1651	CAP SCREW	6	3/8" X 1-1/2"	

MEMORANDA

RGP4675

-UN-21JAN97

TURBOCHARGER AND OIL LINES



RGP4675

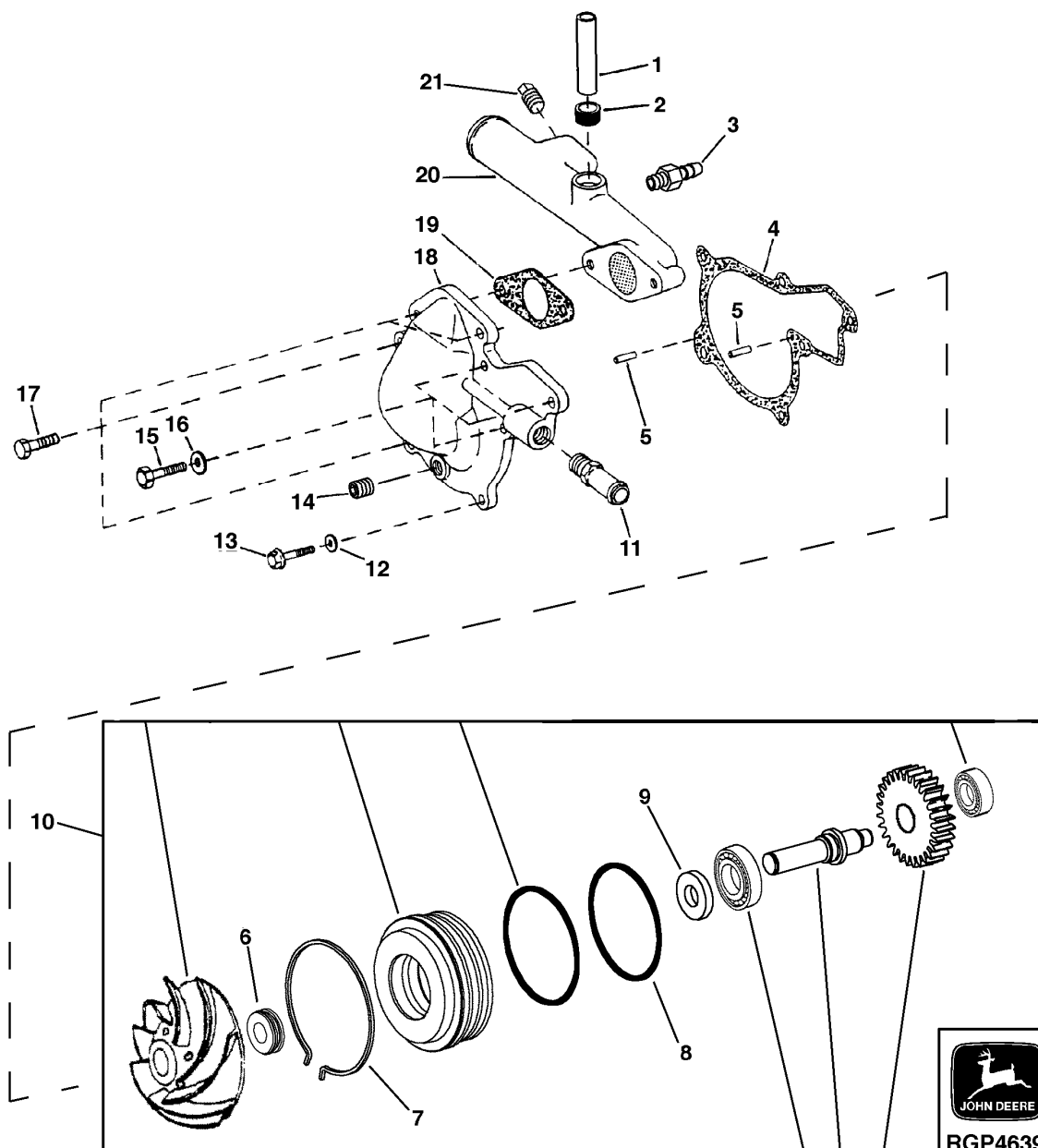
ENGINE

TURBOCHARGER AND OIL LINES - CONTINUED

KEY	PART NO.	PART NAME	QTY	ENGINE SERIAL NO.	REMARKS
1	R54500	SCREW	4		
2	24H1305	WASHER	4		9.525 X 25.400 MM (3/8" X 1")
3	T11180	ELBOW FITTING	1		13/32" X 13/16" X 0.065"
4	RE501669	TURBOCHARGER	1		(MARKED RE71280) (REMANUFACTURED) (SCHWITZER)
5	RE20230	OIL LINE	1		
6	AH89486	CLIP	1		
7	24H753	WASHER	1		9/32" X 5/8" X 0.049"
8	14H786	NUT	1		1/4"
9	RE57561	CONNECTOR	1		
10	R123572	GASKET	1		(SUB FOR R89879, THIS APPLICATION)
11	R105346	GASKET	1		
12	R122618	SCREW	2		
13	RE69328	OIL LINE	1		
14	TY22467	CLAMP	2		
15	R500723	HOSE	1		
16	R126812	ELBOW FITTING	1		
..	R72853	CLAMP	1		(OIL RETURN HOSE TO LOWER CENTER CAPSCREW OIL COOLER HOUSING)

RGP4639 -UN-04APR96

WATER PUMP AND INLET



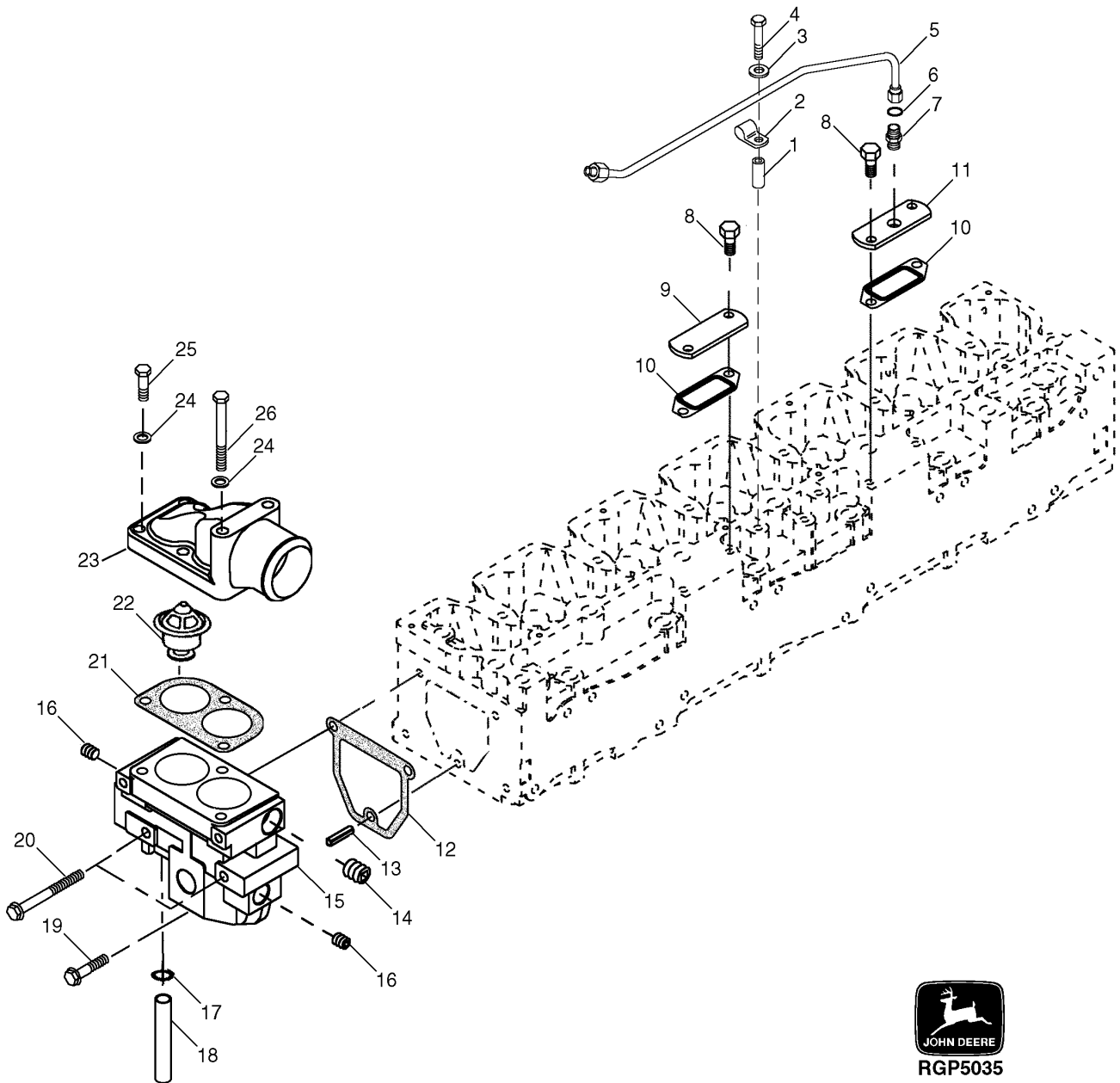
WATER PUMP AND INLET - CONTINUED

KEY	PART NO.	PART NAME	QTY	ENGINE SERIAL NO.	REMARKS
1	R125025	TUBE	1		
2	RE57190	SEAL	1		
3	HOSE FITTING	NA		
4	R119383	GASKET	1		
5	R11086	DOWEL PIN	2		
6	RE502154	KIT	1		(WATER PUMP SEAL) (CONTAINS RETAINING RING AND (2) O-RINGS)
7	R121316	RING	1		(RETAINING)
8	R122430	O-RING	2		
9	RE39134	SEAL	1		(OIL)
10	RE57154	WATER PUMP	1		(MARKED R119795)
11	HOSE FITTING	NA		
	15H624	PIPE PLUG	1		1/2"
12	24H1136	WASHER	1		11/32" X 11/16" X 0.065"
13	19H1897	CAP SCREW	1		5/16" X 3-3/4"
14	PIPE PLUG	NA		
	AT13740	DRAIN VALVE	1		
15	19H1854	CAP SCREW	3		3/8" X 3-3/4"
16	24M7096	WASHER	3		10.500 X 18 X 1.600 MM
17	19H3411	CAP SCREW	2		3/8" X 1-1/8", (WATER PUMP COVER TO TIMING GEAR COVER)
	19H3239	CAP SCREW	2		3/8" X 1-1/4", (WATER PUMP INLET TO COVER)
	24H1136	WASHER	2		11/32" X 11/16" X 0.065", (WATER PUMP INLET TO COVER SCREWS)
18	R124741	COVER	1		(RIGHT HAND)
19	R125072	GASKET	1		
20	R124742	HOUSING	1		
21	15H584	PIPE PLUG	1		1/2"
..	15H685	PIPE PLUG	1		1/4", (WATER PUMP INLET)

RGP5035

-UN-11JUN98

WATER MANIFOLD/THERMOSTAT



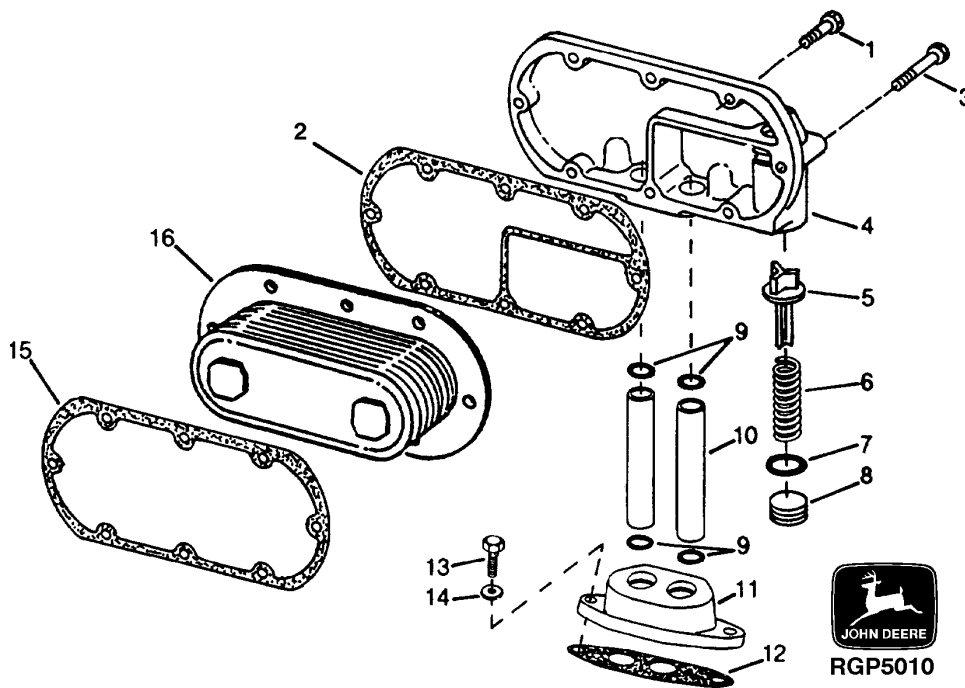
ENGINE

WATER MANIFOLD/THERMOSTAT - CONTINUED

KEY	PART NO.	PART NAME	QTY	ENGINE SERIAL NO.	REMARKS
1	L3483N	BUSHING	1		
2	T29527	CLAMP	1		
3	24H1302	WASHER	1		13/32" X 11/16" X 0.035"
4	19H1944	CAP SCREW	1		3/8" X 2-3/4"
5	RE501901	LINE	1		
6	T11899	O-RING	1		
7	T80938	ADAPTER	1		
8	T53268	BOLT	4		
9	R86061	STRAP	1		
10	R501049	GASKET	2		
11	R114160	COVER	1		
12	R86062	GASKET	1		
13	34H329	SPRING PIN	1		5/16" X 1-1/4"
14	15H690	PIPE PLUG	1		3/4"
15	R500197	MANIFOLD	1		
16	15H624	PIPE PLUG	2		1/2"
17	R72328	O-RING	2		
18	R125025	TUBE	1		
19	R133999	CAP SCREW	1		
20	R133998	CAP SCREW	2		
21	R124607	GASKET	1		
22	RE69581	THERMOSTAT	2		
23	R89439	COVER	1		
24	24M7096	WASHER	3		10.500 X 18 X 1.600 MM
25	19H3239	CAP SCREW	2		3/8" X 1-1/4"
26	19H2639	CAP SCREW	1		3/8" X 3-3/8"

RGP5010 -UN-15APR98

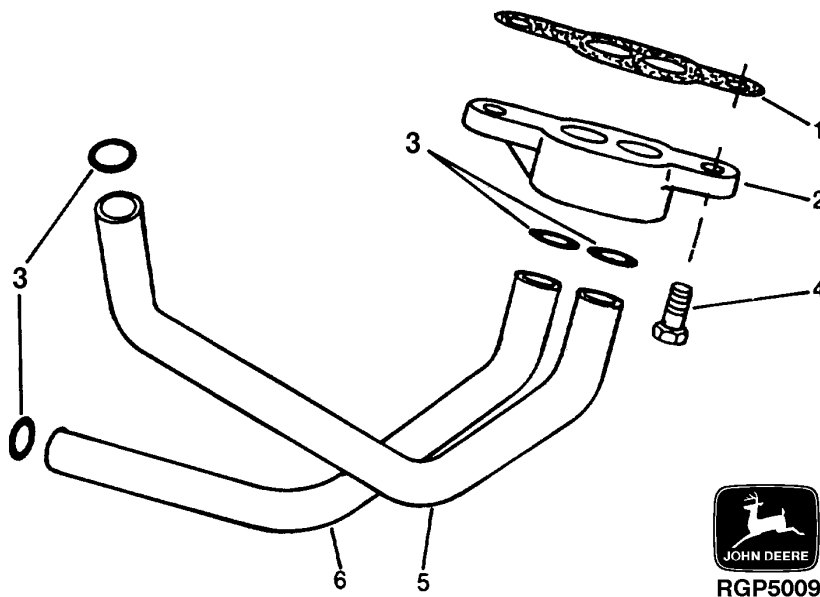
ENGINE OIL COOLER



KEY	PART NO.	PART NAME	QTY	ENGINE SERIAL NO.	REMARKS
1	19H3768	CAP SCREW	5	5/16" X 1-3/8"	
2	R132396	GASKET	1		
3	19H3769	CAP SCREW	3	5/16" X 2-1/2"	
4	R134602	COVER	1		
5	R500055	VALVE	1		
6	R98064	SPRING	1		
7	U17409	O-RING	1		
8	R121163	FITTING PLUG	1		
9	R47153	O-RING	4		
10	R51053	OIL TUBE	2		
11	R127297	ADAPTER	1		
12	R50424	GASKET	2		
13	19H3483	CAP SCREW	2	3/8" X 1-1/8"	
14	24M7096	WASHER	2	10.500 X 18 X 1.600 MM	
15	AR58952	GASKET	1		
16	AR55394	OIL COOLER	1		

RGP5009 -UN-15APR98

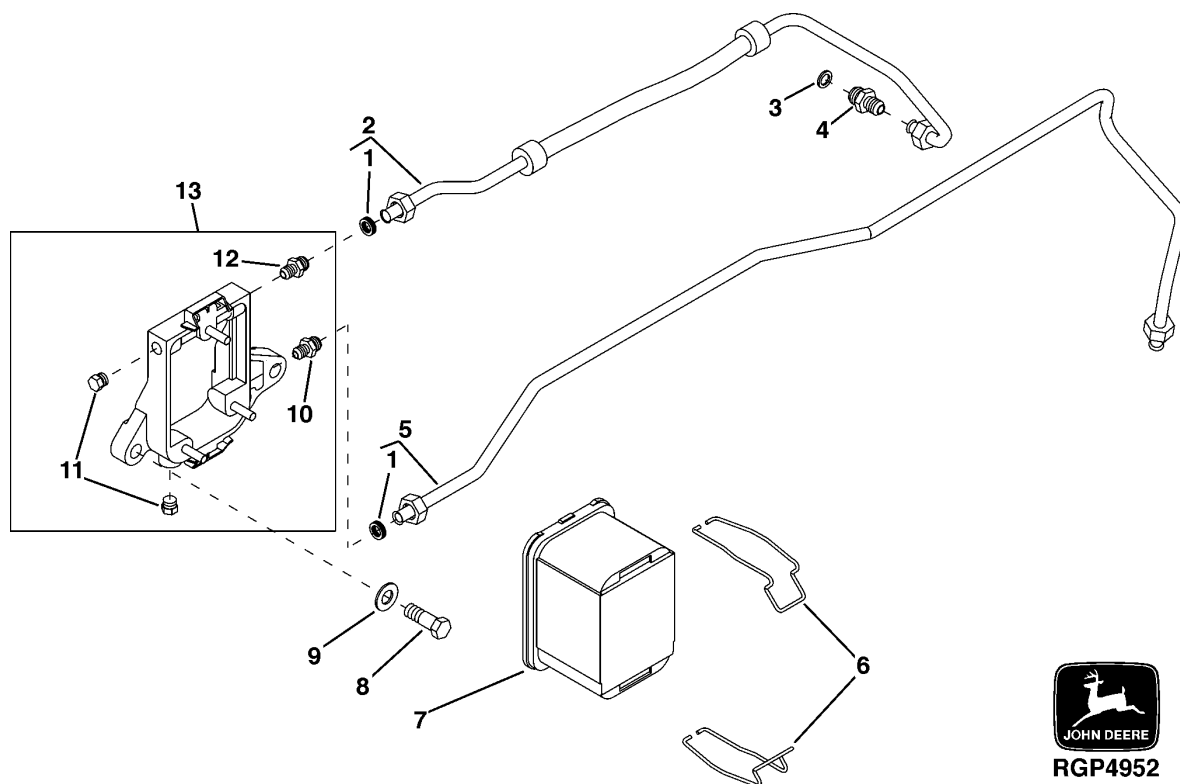
ENGINE OIL COOLER BYPASS TUBES AND ADAPTER



KEY	PART NO.	PART NAME	QTY	ENGINE SERIAL NO.	REMARKS
1	R109625	GASKET	1		
2	R116233	ADAPTER	1		
3	R71732	O-RING	4	31.344 X 3.531 MM	
4	R40236	CAP SCREW	2		
5	R126337	OIL TUBE	1		
6	R116718	OIL TUBE	1		

RGP4952 -UN-22AUG97

FUEL FILTER AND LINES



RGP4952

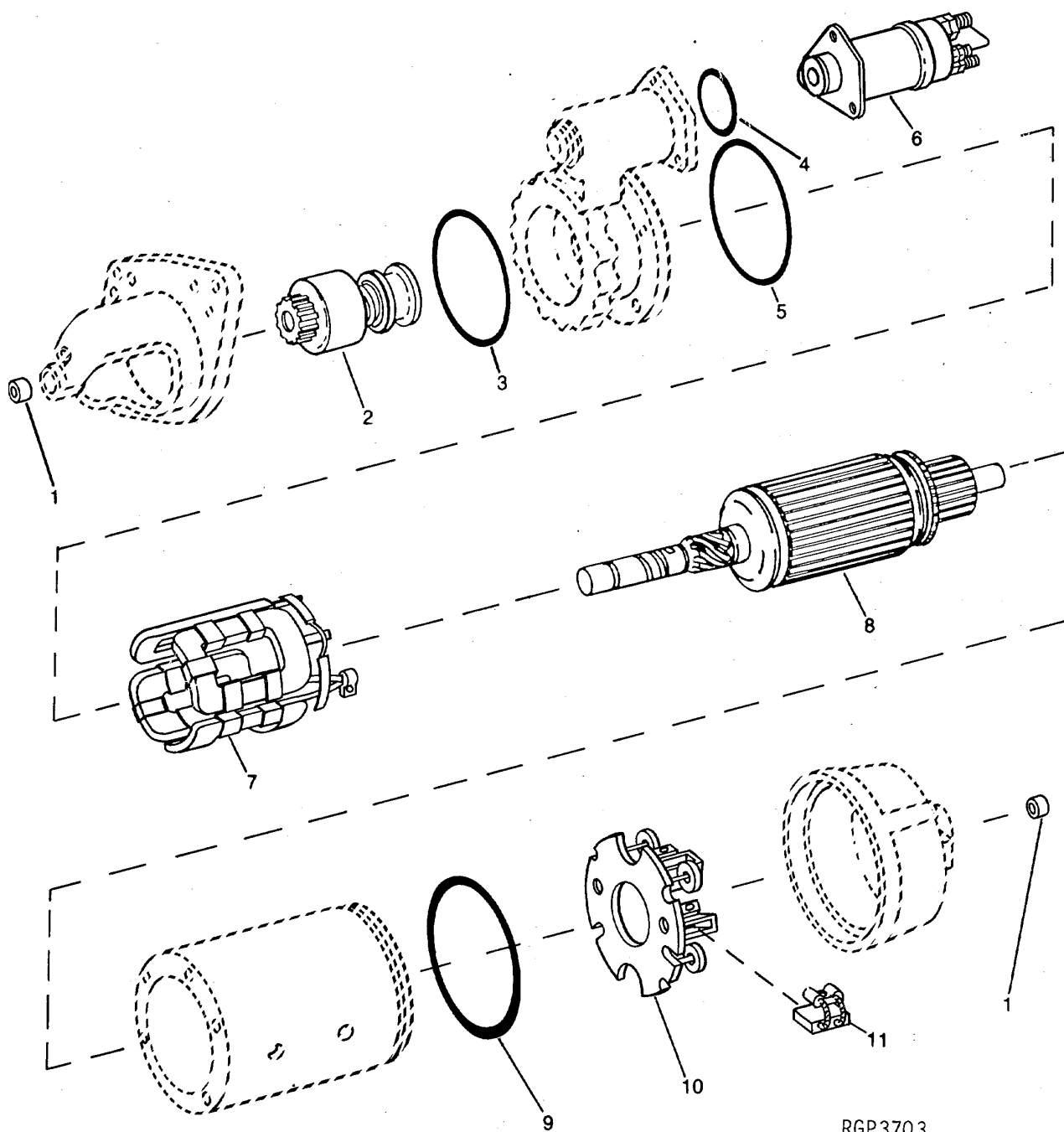
ENGINE

FUEL FILTER AND LINES - CONTINUED

KEY	PART NO.	PART NAME	QTY	ENGINE SERIAL NO.	REMARKS
1	R67092	SEAL	2		
2	RE65367	FUEL LINE	1		
3	R93008	WASHER	1		
4	R83490	FITTING	1		
5	RE47850	FUEL LINE	1		
6	R89927	CLAMP	2		
7	AR86745	FILTER ELEMENT	1		
8	19H3104	CAP SCREW	2		7/16" X 1-1/4"
9	24H1325	WASHER	2		15/32" X 59/64" X 0.065"
10	RE54244	CHECK VALVE	1		
11	R119223	PLUG	2		
12	RE54245	FITTING	1		
13	RE61693	BASE	1		

STARTING MOTOR (24V 37MT)
(DELCO-REMY)

RGP3703 -UN-01JAN94



RGP3703

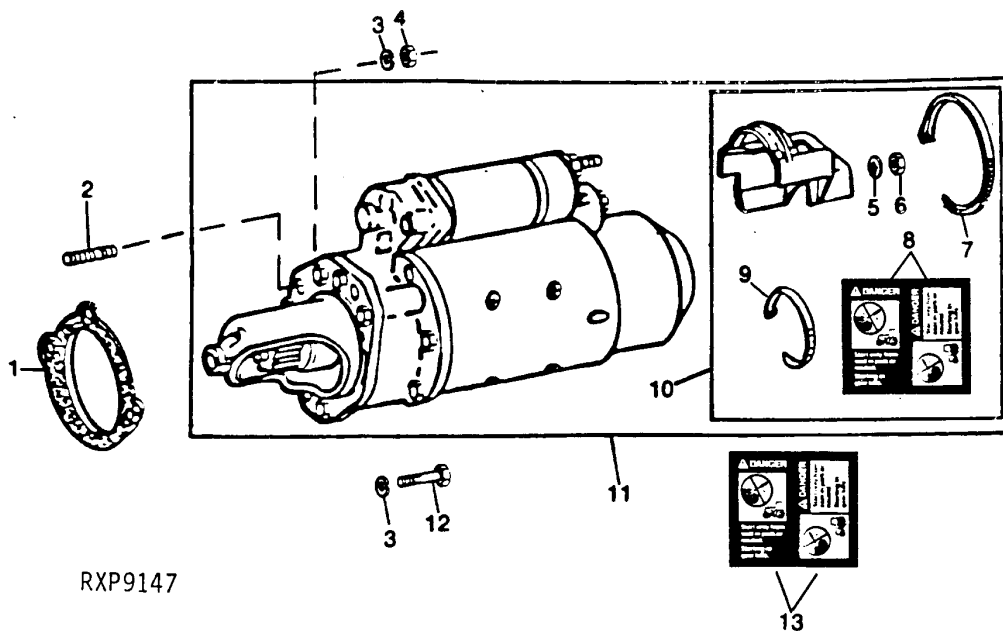
ENGINE

STARTING MOTOR (24V 37MT) - CONTINUED
(DELCO-REMY)

KEY	PART NO.	PART NAME	QTY	ENGINE SERIAL NO.	REMARKS
1	R99695	BUSHING	2		
2	RE38619	DRIVE	1		
3	R62673	O-RING	1		
4	R99693	O-RING	1		
5	R11120	O-RING	1		
6	RE500715	SOLENOID	1		
7	RE38626	ELECTRICAL COIL	1		
8	RE38622	ARMATURE	1		
9	R99702	O-RING	1		
10	RE38704	BRUSH	1		
11	R99698	BRUSH	4		
..	RE65175	STARTER MOTOR KIT	1		(DELCO-REMY NO. 10478819) (MARKED RE59586)

STARTING MOTOR
(24 VOLT 37MT) (DELCO-REMY 10478819)

RXP9147 -UN-01JAN94

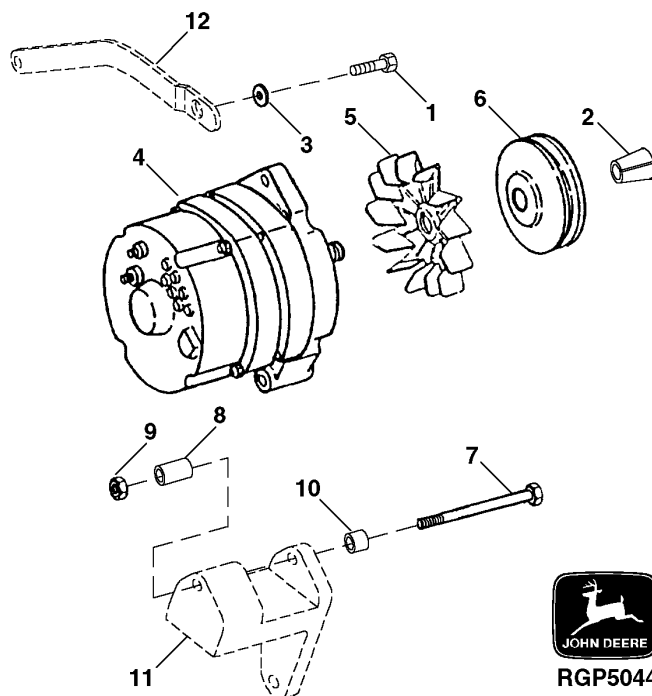


RXP9147

KEY	PART NO.	PART NAME	QTY	ENGINE SERIAL NO.	REMARKS
1	GASKET	NA		
2	R114130	STUD	1		
3	12H304	LOCK WASHER	NA	3/8"	
4	E55662	FLANGE NUT	1		
5	AR102763	NUT	1		
6	14H631	NUT	1	0.190"	
7	H113196	TIE BAND	1		
8	T146102	LABEL	1	(ENGLISH)	
9	R44302	TIE BAND	1		
10	RE41759	SHIELD	1	(DELCO-REMY) (CONTAINED IN RE65175)	
11	RE65175	STARTER MOTOR KIT	1	(DELCO-REMY NO. 10478819) (MARKED RE59586)	
12	19H3219	CAP SCREW	2	3/8" X 1-3/8"	
13	T146106	SAFETY SIGN	1	(SPANISH)	
	T146104	SAFETY SIGN	1	(FRENCH)	
	T146515	SAFETY SIGN	1	(GERMAN)	
	T146516	SAFETY SIGN	1	(ITALIAN)	
	T146517	SAFETY SIGN	1	(ENGLISH/FRENCH)	

RGP5044 -UN-29JUN98

ALTERNATOR, PULLEY AND HARDWARE (24V)

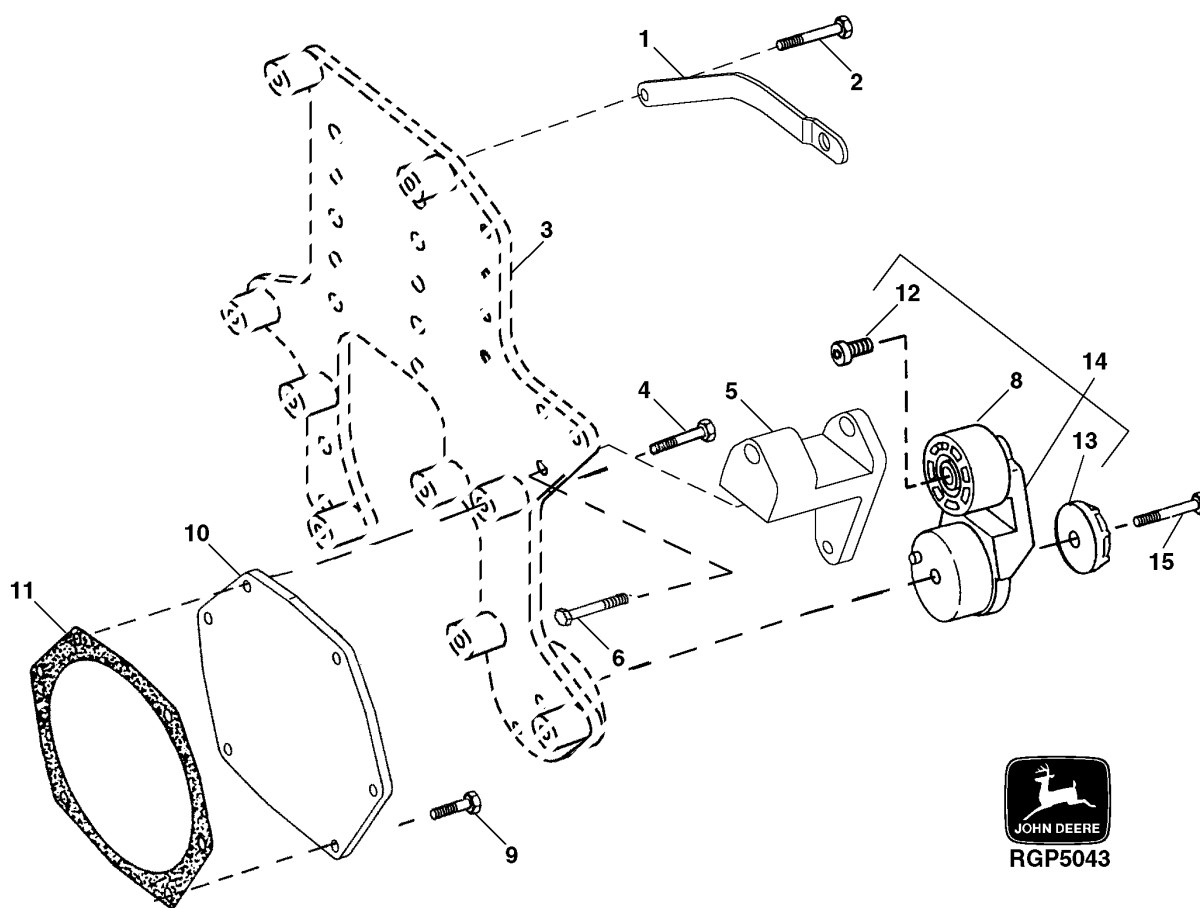


KEY	PART NO.	PART NAME	QTY	ENGINE SERIAL NO.	REMARKS
1	19M7163	CAP SCREW	1	M8 X 25	
2	R94351	BUSHING	1		
3	R56397	WASHER	1		
4	TY24322	ALTERNATOR	1	40 AMP (DELCO-REMY)	
5	T158584	FAN	1		
6	R94350	SHEAVE	1		
7	19M8166	CAP SCREW	1	M10 X 110	
8	W26301	BUSHING	1	10.211 X 12.700 X 9.652 MM	
9	14M7274	NUT	1	M10	
10	T50036	BUSHING	1		
11	R130551	STRAP	1		
12	R500607	STRAP	1		

RGP5043

-UN-29MAY98

ALTERNATOR SUPPORT AND ADJUSTING STRAP



RGP5043

ENGINE

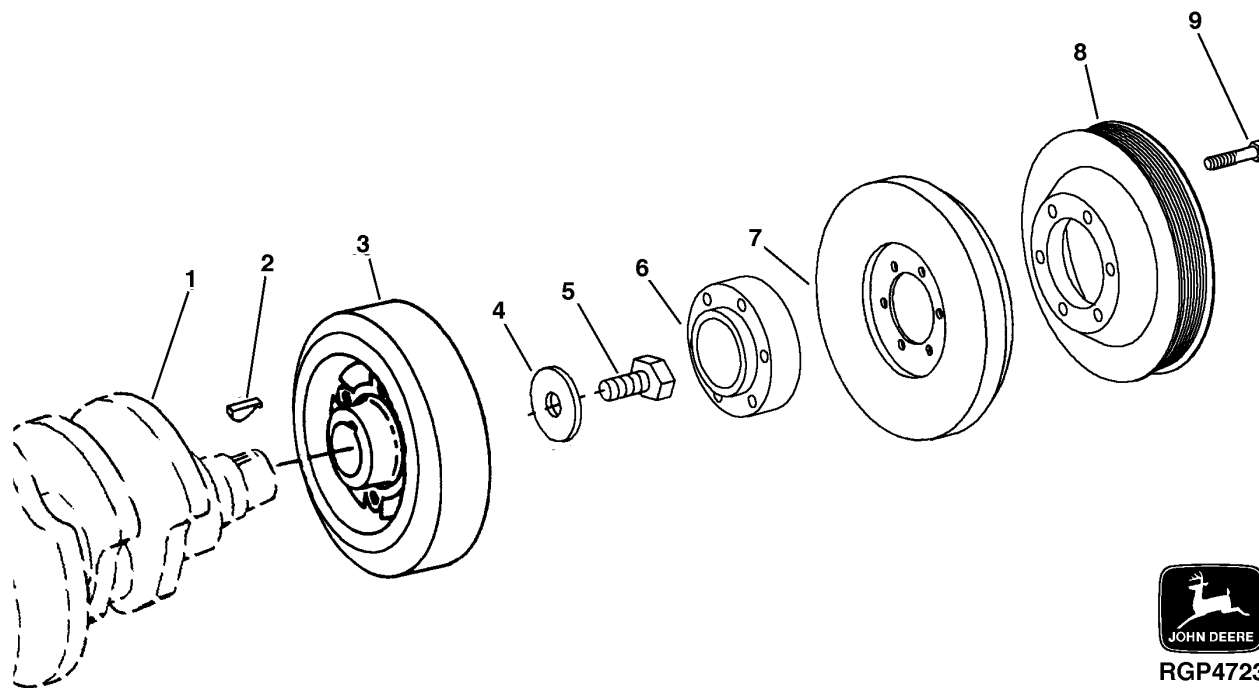
ALTERNATOR SUPPORT AND ADJUSTING STRAP - CONTINUED

KEY	PART NO.	PART NAME	QTY	ENGINE SERIAL NO.	REMARKS
1	R130551	STRAP	1		
2	19H3773	CAP SCREW	1	3/8" X 2"	
3	R129875	PLATE	1		
4	R104861	CAP SCREW	5		
5	R500607	STRAP	1		
6	19H3239	CAP SCREW	2	3/8" X 1-1/4"	
7	19M7810	SCREW	1	M10 X 80	
8	RE68722	PULLEY	1		
9	R112268	CAP SCREW	1		
10	R50393	COVER	1	INJECTION PUMP ACCESS	
11	R50390	GASKET	1		
12	R98250	BOLT	1		
13	R114837	DUST SHIELD	1		
14	RE68715	TIGHTENER	1		
15	19M7810	SCREW	1	M10 X 80	

RGP4723

-UN-17JAN97

CRANKSHAFT DAMPERS AND PULLEY



RGP4723

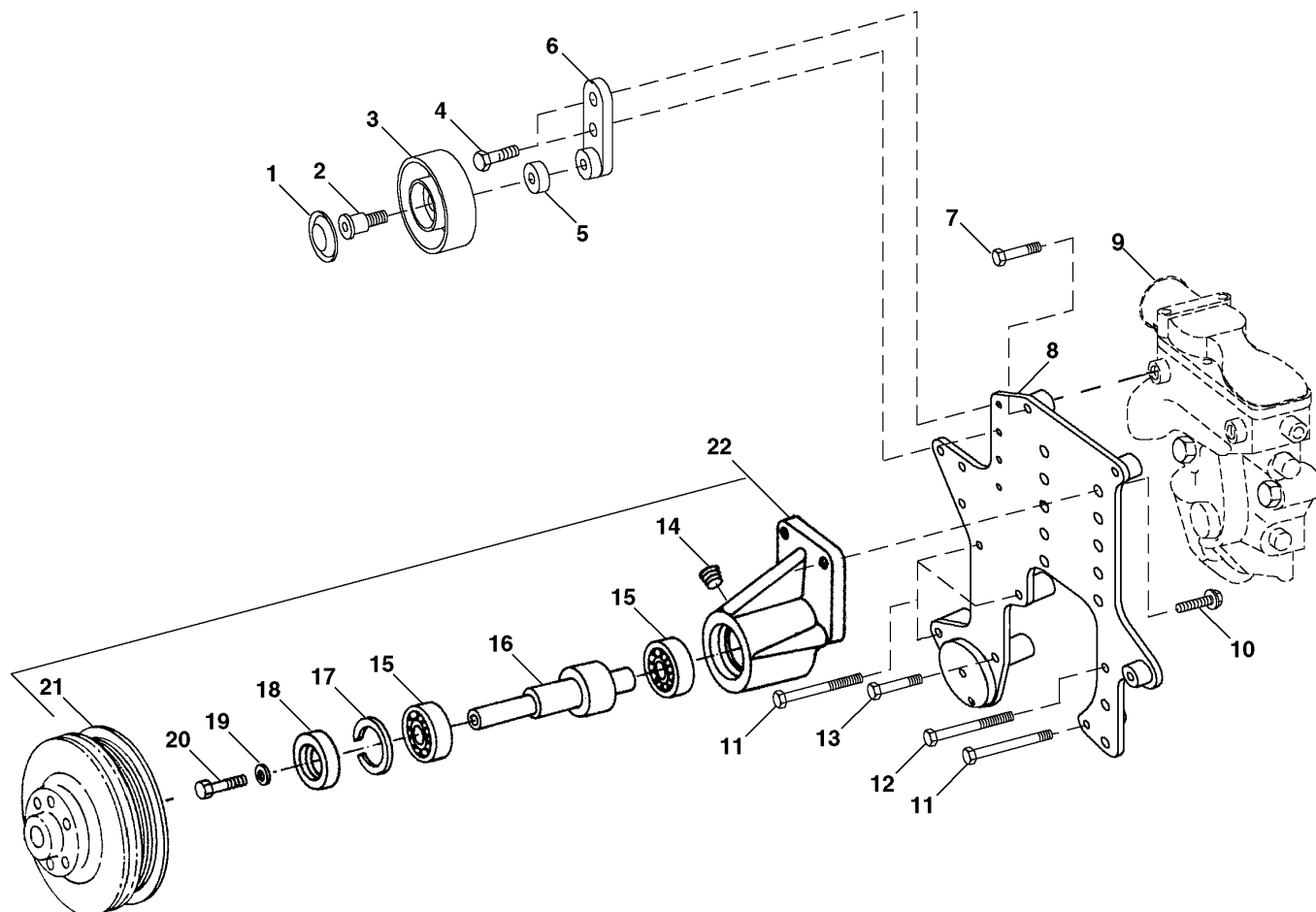
CRANKSHAFT DAMPERS AND PULLEY - CONTINUED

KEY	PART NO.	PART NAME	QTY	ENGINE SERIAL NO.	REMARKS
1	RE55522	CRANKSHAFT	1		
2	R116311	KEY	1		
3	RE500917	TORSIONAL DAMPENER	1		
4	R26333	WASHER	1		
5	R79846	CAP SCREW	1		
6	SPACER	NA		(NOT USED THIS APPLICATION)
7	RE57604	TORSIONAL DAMPENER	1		
8	R127401	PULLEY	1		
9	19H2633	CAP SCREW	6		3/8" X 1-1/2"

RGP5038

-UN-29MAY98

ADJUSTABLE FAN DRIVE AND IDLER PULLEY

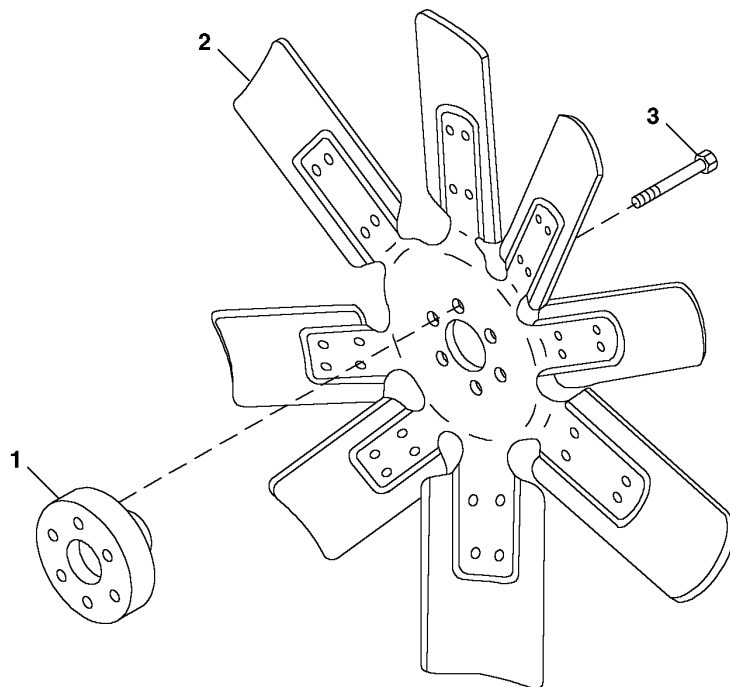


ADJUSTABLE FAN DRIVE AND IDLER PULLEY - CONTINUED

KEY	PART NO.	PART NAME	QTY	ENGINE SERIAL NO.	REMARKS
1	R99590	COVER	1		
2	R128893	BOLT	1		
3	RE155577	PULLEY	1		
4	19H2676	CAP SCREW	2		3/8" X 1"
5	R128892	SPACER	1		
6	R127808	SUPPORT	1		
7	R121395	CAP SCREW	1		
8	R129875	PLATE	1		
9	R500197	MANIFOLD	1		
10	T55636	BOLT	4		
11	R135737	CAP SCREW	4		
12	19H3711	CAP SCREW	1		
13	R112273	CAP SCREW	1		
14	15H686	PIPE PLUG	1		
15	JD10329	BALL BEARING	2		
16	R63987	SHAFT	1		
17	R62191	SNAP RING	2		(RED)
	R62192	SNAP RING	AR		(GREEN)
	R62193	SNAP RING	AR		(BLUE)
	R62194	SNAP RING	AR		(WHITE)
18	RE20768	SEAL	1		
19	R35256	WASHER	1		
20	19H1815	CAP SCREW	1		1/2" X 1-1/4"
21	R500280	PULLEY	1		
22	RE500532	HOUSING	1		
23	T114426	HUB	1		

RGP5041 -UN-29MAY98

FAN AND SPACER

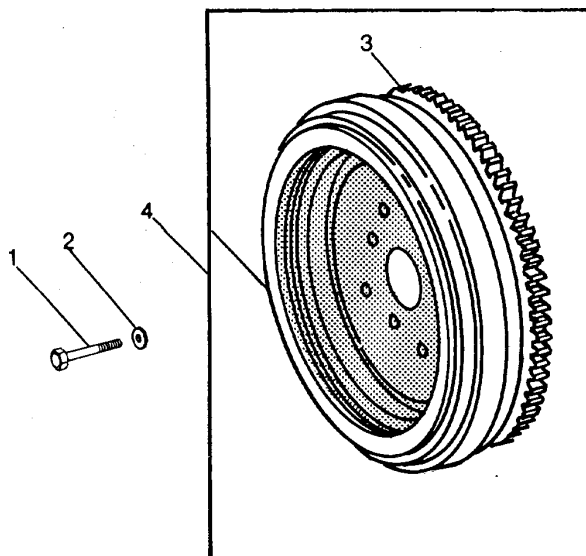


RGP5041

KEY	PART NO.	PART NAME	QTY	ENGINE SERIAL NO.	REMARKS
1	T114426	HUB	1		
2	RE57768	FAN	1	(30 IN.)	
3	19H3772	CAP SCREW	6	3/8" X 1-3/4"	
..	R135596	BELT	1		

RGP2155 -UN-01JAN94

FLYWHEEL

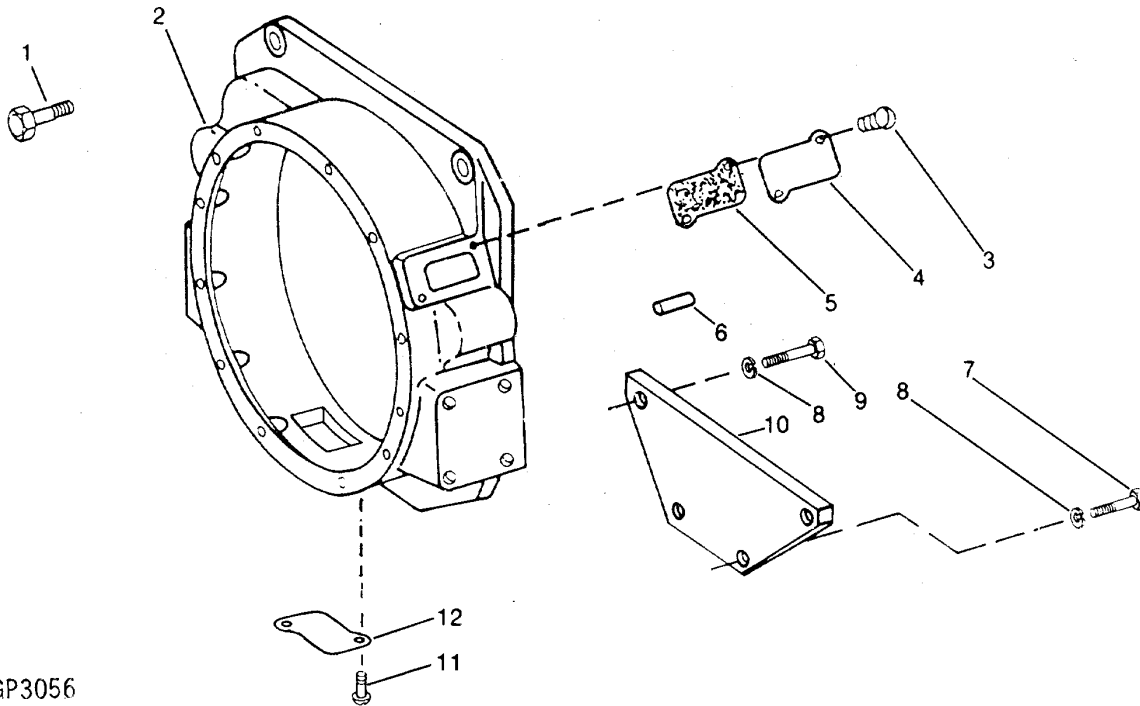


RGP2155

KEY	PART NO.	PART NAME	QTY	ENGINE SERIAL NO.	REMARKS
1	R79850	CAP SCREW	6		12.700 X 50.800 MM (1/2" X 2")
2	T23891	WASHER	6		13.487 X 20.625 X 1.524 MM (17/32" X 13/16" X 0.060")
3	R28811	RING GEAR	1		
4	RE30656	FLYWHEEL	1		(MARKED R91330)

FLYWHEEL HOUSING
(SAE 2)

RGP3056 -UN-01JAN94



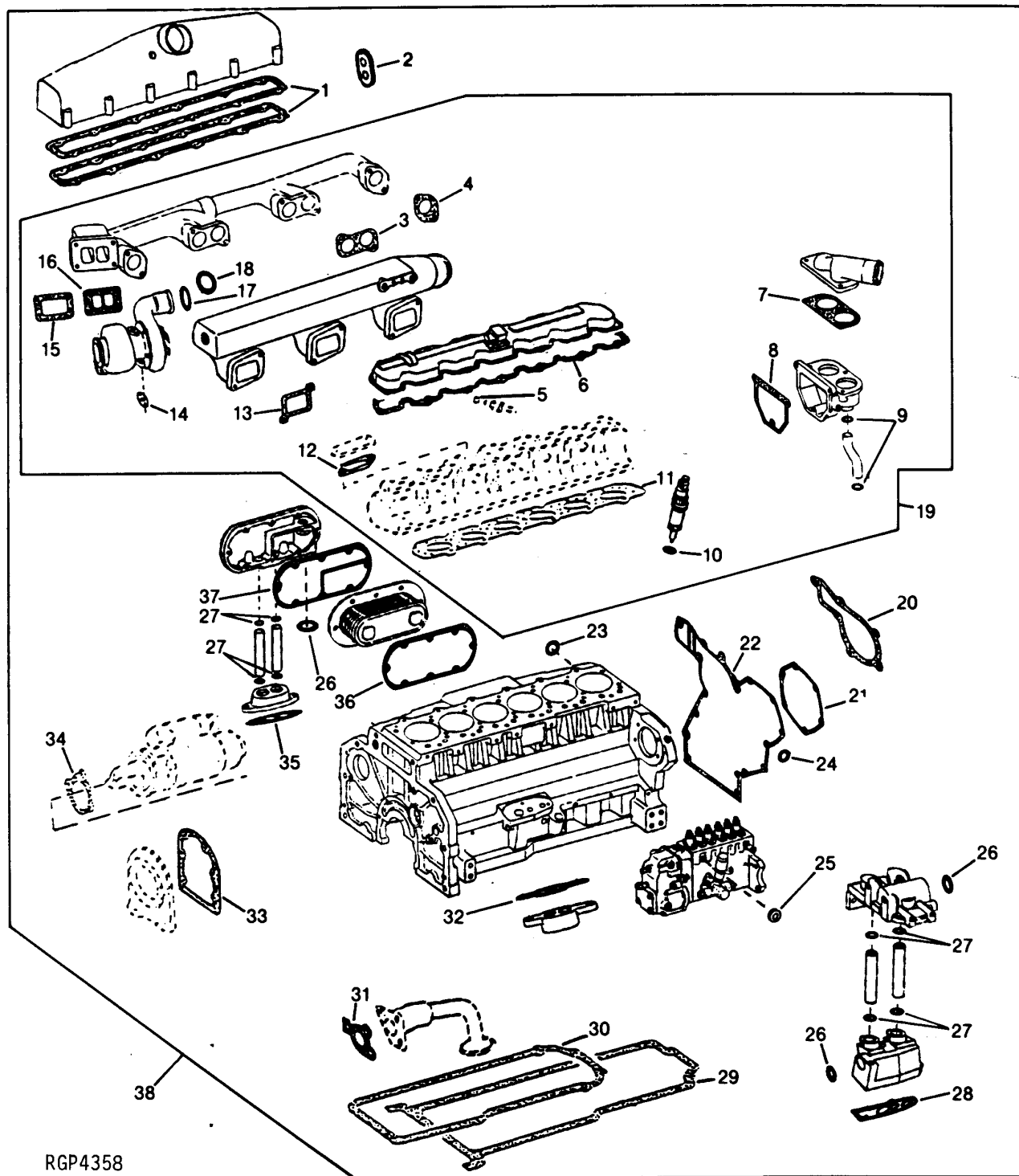
RGP3056

KEY	PART NO.	PART NAME	QTY	ENGINE SERIAL NO.	REMARKS
1	19H1782	CAP SCREW	2		3/4" X 2-1/4", (UPPER)
	19H1782	CAP SCREW	4		3/4" X 2-1/4", (MIDDLE AND LOWER)
2	R121690	HOUSING	1		
3	21H1318	SCREW	2		0.216" X 1/2"
4	R31493	COVER	1		
5	R67989	GASKET	1		
6	H79910	DOWEL PIN	2		
7	19H2038	CAP SCREW	2		3/8" X 1/2"
8	12H301	LOCK WASHER	NA		1/2"
9	19H2548	CAP SCREW	2		1/2" X 7/8"
10	R56619	COVER	1		
11	19H1227	CAP SCREW	2		1/4" X 1/2"
12	R89195	PLATE	1		

MEMORANDA

RGP4358 -UN-01JAN94

ENGINE GASKET KITS



RGP4358

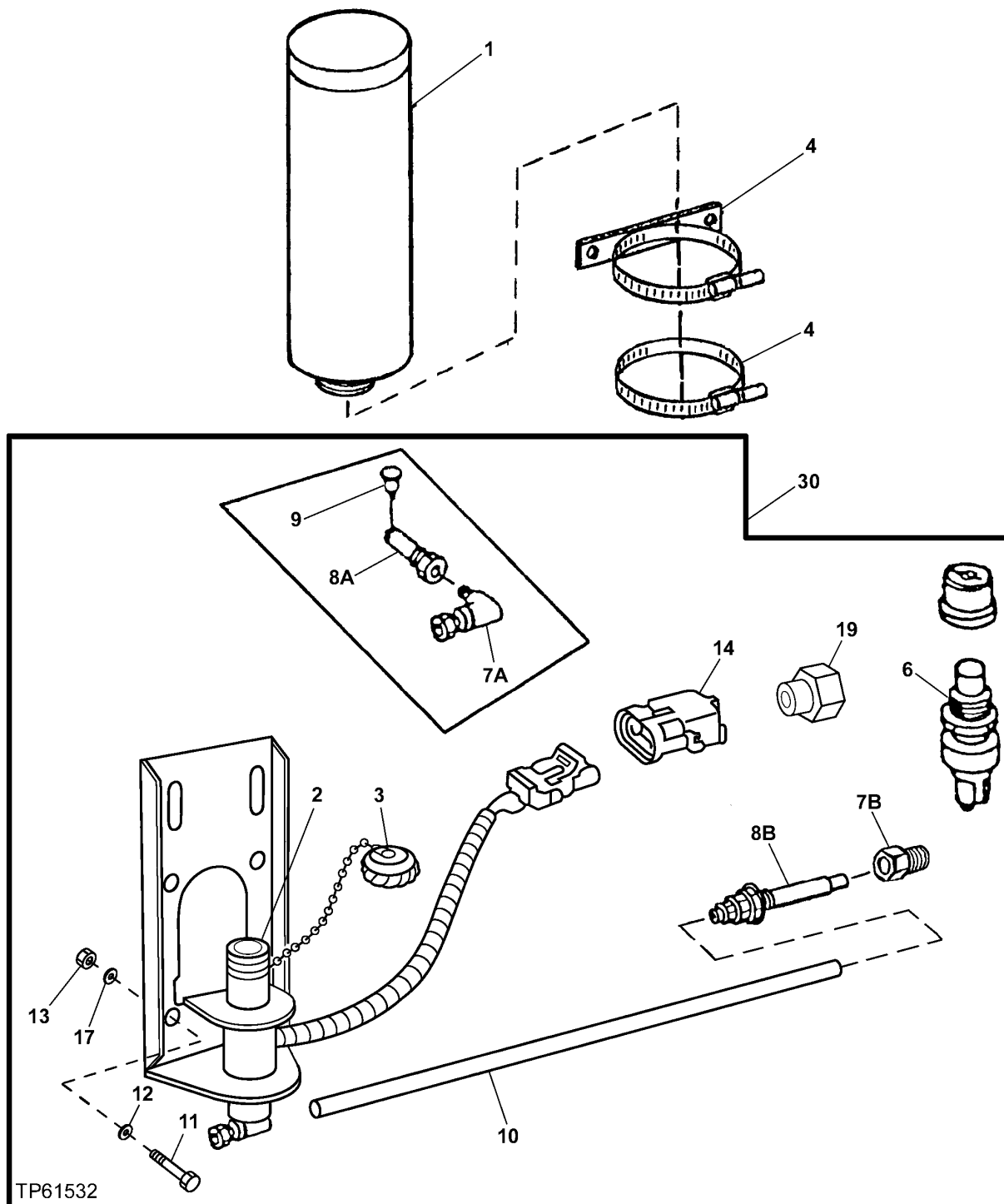
ENGINE GASKET KITS - CONTINUED

KEY	PART NO.	PART NAME	QTY	ENGINE SERIAL NO.	REMARKS
1	R88993	GASKET	NA		
2	R100911	SEAL	NA		
3	R83020	GASKET	2		
4	R83021	GASKET	2		
5	R77551	O-RING	6		
6	R49866	GASKET	1		
7	R124607	GASKET	1		
8	R86062	GASKET	1		
9	R72328	O-RING	1		
10	R84472	WASHER	6		
11	RE55475	ENGINE CYLINDER HEAD GASKET	1		
12	R88397	GASKET	2		
13	R130573	GASKET	3		
14	R105346	GASKET	1		
15	R92097	GASKET	NA		
16	R123572	GASKET	1		(SUB FOR R89879, THIS APPLICATION)
17	R86743	O-RING	1		
18	R50405	O-RING	NA		
19	RE57186	GASKET KIT	1		(ALSO ORDER R83020, R83021, R86062 AND R130573) CYLINDER HEAD
20	R119383	GASKET	1		
21	R50390	GASKET	1		
22	R119384	GASKET	1		
23	U13639	O-RING	1		
24	R54856	O-RING	1		
25	R53899	WASHER	1		(USE WITH R83489)
	R53901	WASHER	1		(USE WITH R83490)
26	U17409	O-RING	3		
27	R47153	O-RING	4		
	R47153	O-RING	4		
28	R119847	GASKET	1		
29	GASKET	NA		
30	R49377	GASKET	1		
31	R100569	GASKET	1		
32	R109625	GASKET	1		
33	R26058	GASKET	1		
34	R53108	GASKET	1		
35	R50424	GASKET	1		
36	AR58952	GASKET	1		
37	R132396	GASKET	1		
38	RE57187	GASKET KIT	1		ENGINE REBUILD, (ALSO ORDER R83020, R83021, R86062, R130573 AND R132396)

ORDER REPAIR AND REPLACEMENT PARTS FROM SECTION 0505-0560 USING JOHN DEERE CAGE CODE 1J955.

TP61532 -UN-15APR99

COLD WEATHER STARTING AID



TP61532

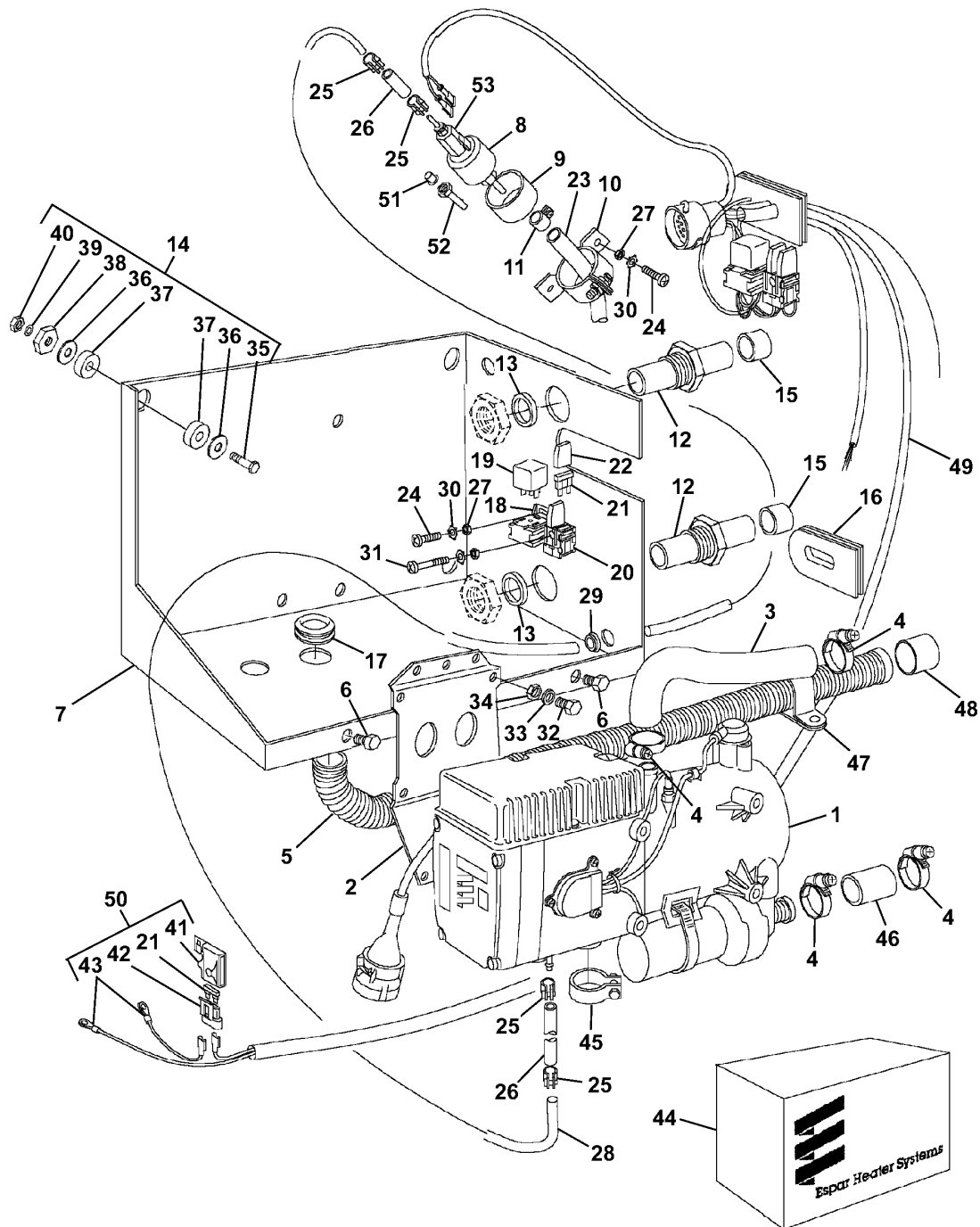
ENGINE AUXILIARY SYSTEM

COLD WEATHER STARTING AID

KEY	PART NO.	PART NAME	QTY	SERIAL NO.	REMARKS
1	AT42005	STARTING FLUID	1		
2	AT170759	SOLENOID	1		
3	AT171539	CAP	1		
4	AT42003	CLAMP	2		
6	AT178893	SWITCH	1		
7A	RE21790	ELBOW FITTING	1		(SUB FOR AT183222 AND T164133, THIS APPLICATION)
7B	T164133	ADAPTER	1		
8A	R47160	NOZZLE HOLDER	1		(SUB FOR AT183222 AND T164133, THIS APPLICATION)
8B	AT183222	NOZZLE	1		
9	T155858	NOZZLE	1		(USE WITH R47160)
10	T78593	TUBE	1		
11	19M7407	CAP SCREW	4		M8 X 25
12	12M7065	LOCK WASHER	4		8.100 MM (0.319")
13	14M7273	NUT	4		M8
14	CONNECTOR	1		(AL2976T NO LONGER REQUIRED)
17	24M7055	WASHER	4		8.400 X 16 X 1.600 MM (0.331" X 0.630" X 0.063")
18	R44302	TIE BAND	AR		(NOT ILLUSTRATED)
19	T175293	ADAPTER	1		
30	AT178845	STARTING AID	1		(ETHER)

TP61550 -UN-25MAY99

D10W HEATER KIT



TP61550

ENGINE AUXILIARY SYSTEM

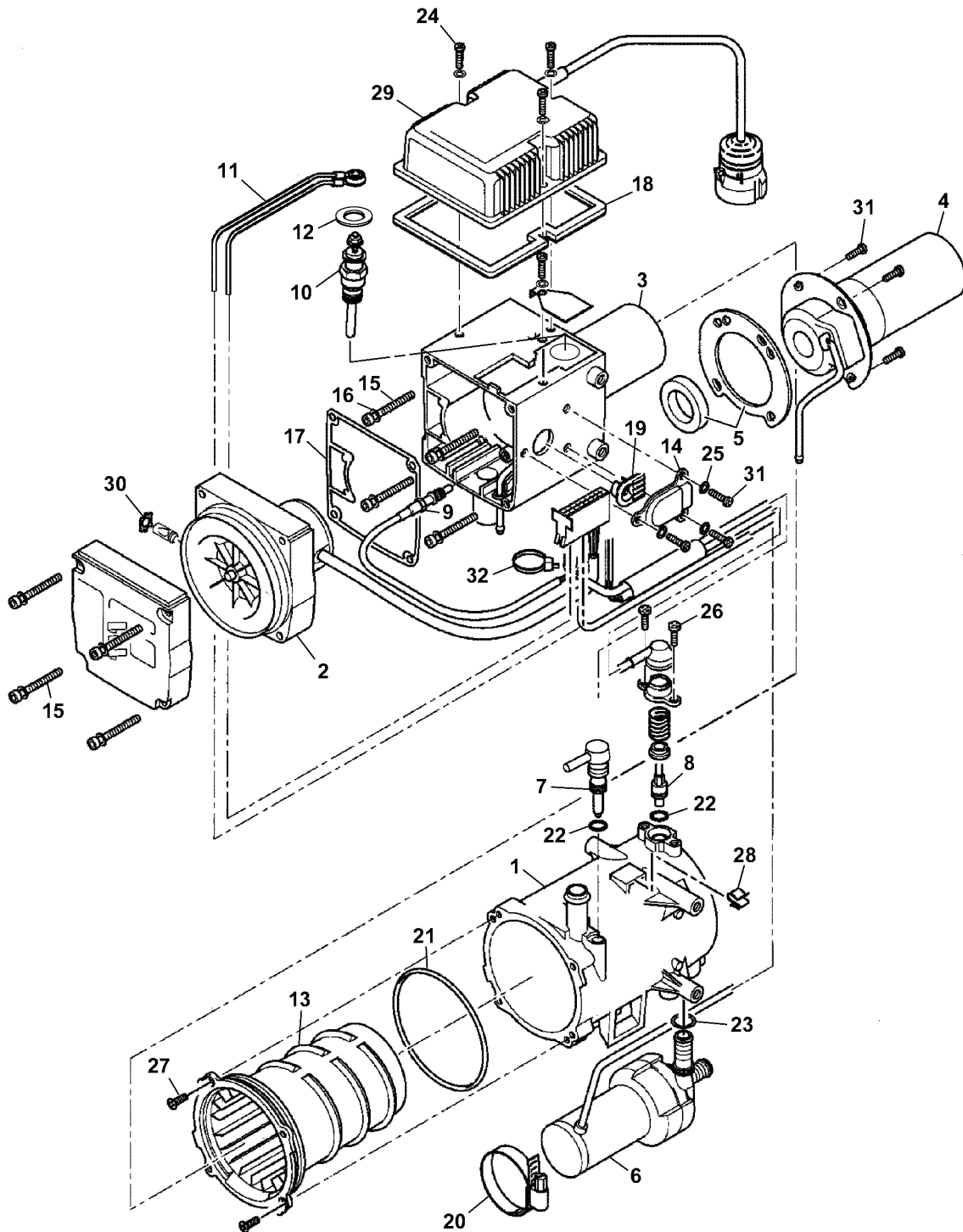
D10W HEATER KIT

KEY	PART NO.	PART NAME	QTY	SERIAL NO.	REMARKS
1	AT186577	KIT	1		ACTIVE GEAR PART NUMBER CA204456
2	25181680001	BRACKET	1		
3	CA01123	HOSE	1		
4	CA110046	CLAMP	4		17-32MM, SPRING LOADED
5	251816800800	EXHAUST PIPE	1		
6	CA300102-001	BOLT	2		5/16 X 1/2, STAINLESS
7	CA010069	BOX	1		
8	251963460000	FUEL PUMP	1		
9	201449001001	RING	1		
10	251156200011	HOLDER	1		
11	102063011098	CLAMP	1	11M	
12	CA011011	CONNECTOR	2	3/4"	
13	CA300311	WASHER	2		
14	CA000061	MOUNTING PARTS	4		
15	CA011016	CAP	2		
16	CA011061	GROMMET	1		
17	251216880301	SEAL	1		
18	20300085	BLOWER	1		
19	2030066	RELAY	1		
20	20431005	FUSE HOLDER	1		
21	CA107002	FUSE	2	15 AMP	
	20400079	FUSE	1	5 AMP	
22	20431005	COVER	1	FUSE HOLDER	
23	36075350	FUEL LINE	1		
24	CA300103	BOLT	3	M6 X 12	
25	102063009098	CLAMP	4	9MM	
26	36075300	FUEL LINE	2	3.5MM	
27	CA300208	HOSE	3		
28	09031117	FUEL LINE	1	2MM	
29	201280090103	GROMMET	1		
30	CA300308	WASHER	3	6MM	
31	CA300115-001	SCREW	1	M3 X 30	
32	CA300137	BOLT	4	M8 X 16	
33	CA300309	WASHER	4	8MM	
34	CA300029	NUT	4	8MM	
35	CA300128	BOLT	4	M8 X 50	
36	CA300305	WASHER	8	5/16" X 1.25"	
37	CA300128	RUBBER MOUNT	8	8MM	
38	CA300333	WASHER	4	THREADED	
39	CA300302	SPRING WASHER	4	8MM	
40	CA300209	NUT	4	8MM	
41	CA107009	COVER	1	FUSE HOLDER	
42	CA107005	BASE	1	FUSE HOLDER	
43	CA190014	TERMINAL	1	RING, 3/8", AWG 10-12	
44	CA010070	COVER	1		
45	15210061	CLAMP	1	EXHAUST 30-33MM	
46	CA011023	HOSE	1	COOLANT	
47	15210043	CLAMP	1	34MM	
48	251785800200	SLEEVE	1		
49	CA160905	WIRING HARNESS	1	24V	
50	CA160901-001	WIRING HARNESS	1	POWER PIG TAIL 24V	
51	201312000006	WIRING HARNESS	1		
52	201621450002	FILTER	1		
53	32031120	BOOT	1		

NOTE: PART NUMBERS ARE ACTIVE GEAR NUMBERS. DEERE DEALER ORDER DIRECT FROM ACTIVE GEAR.

TP61533 -UN-16APR99

HEATER D10W



TP61533

ENGINE AUXILIARY SYSTEM

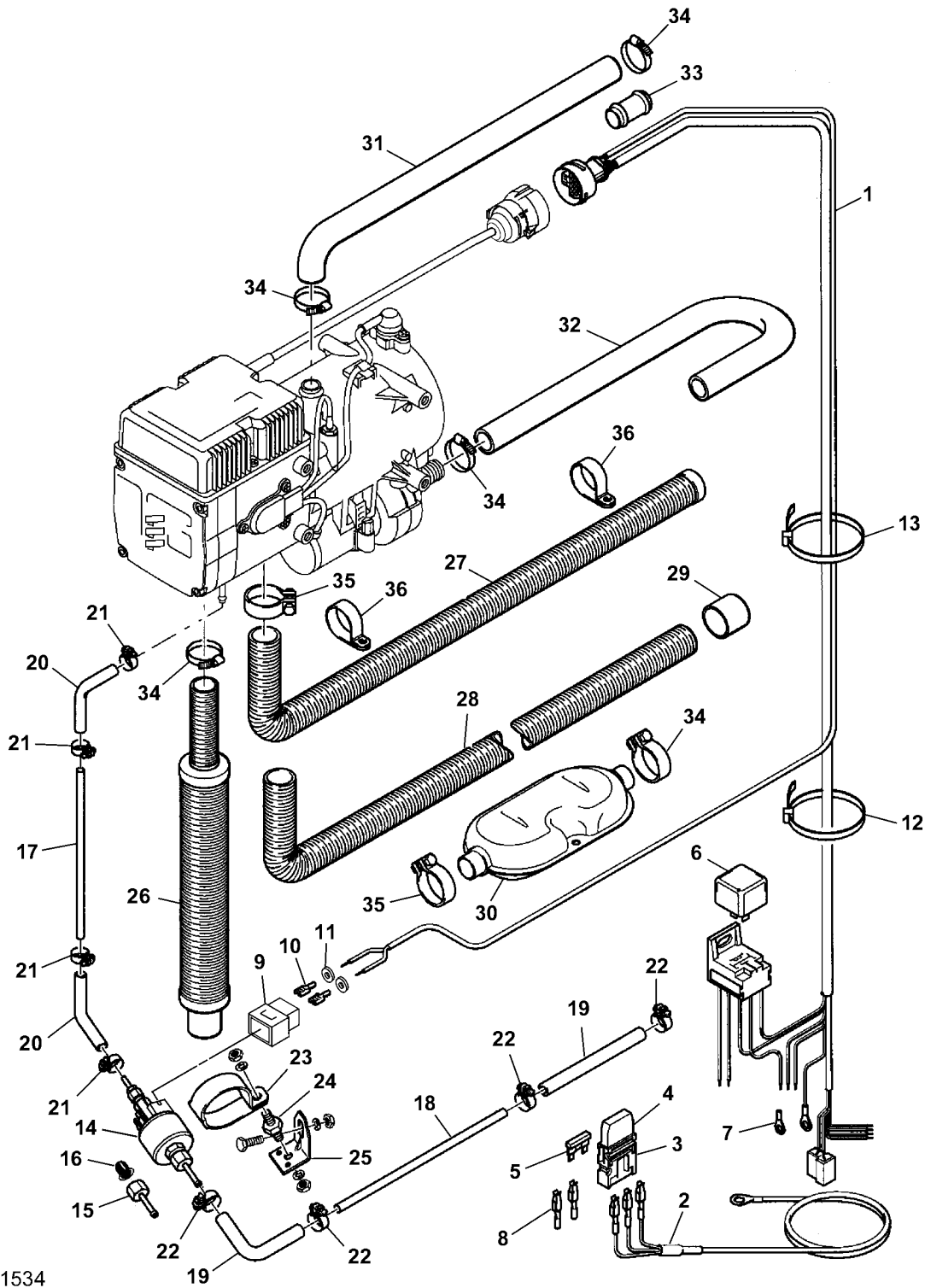
HEATER D10W

KEY	PART NO.	PART NAME	QTY	SERIAL NO.	REMARKS
1	251997010002	CASE	1		
2	251816991500	BLOWER	1		
3	252044110000	BURNER	1		
4	252044110100	BURNER	1		
5	251816991107	SEAL	1		
6	251816250100	WATER PUMP	1		
7	251816990111	SENSOR	1		TEMPERATURE
8	251997994100	SENSOR	1		SAFETY THERMAL CUTOUT
9	251816010300	SENSOR	1		FLAME
10	251997990101	GLOW PLUG	1		
11	252044010400	CABLE	1		
12	252044010012	SLEEVE	1		
13	251816060001	HEAT EXCHANGER	1		
14	252044010011	COVER	1		
15	10061317	SCREW	8		
16	17122118	WASHER	8		
17	251816010004	SEAL	1		
18	251816011300	SEAL	1		
19	251816010012	SLEEVE	1		
20	102085050070	CLIP	1		
21	32075109	O-RING	1		107.54 X 3.53 MM
22	32075111	O-RING	2		7 X 2 MM
23	32075110	O-RING	1		19.8 X 2.3 MM
24	10361115	BOLT	3		M4 X 12 MM
25	17122101	SPRING WASHER	3		M4
26	10900042	SCREW	2		M5 X 12 MM
27	10910023	SCREW	2		M5 X 12 MM
28	15622021	CLIP	1		
29	252044995007	CONTROL	1		
30	17119254	RING	1		
31	10910020	SCREW	7		M4 X 12 MM
32	20931080	TIE BAND	1		

PART NUMBERS ARE ACTIVE GEAR NUMBERS. JOHN DEERE DEALER ORDER DIRECT FROM ACTIVE GEAR.

TP61534 -UN-21MAY99

HEATER CABLE



TP61534

ENGINE AUXILIARY SYSTEM

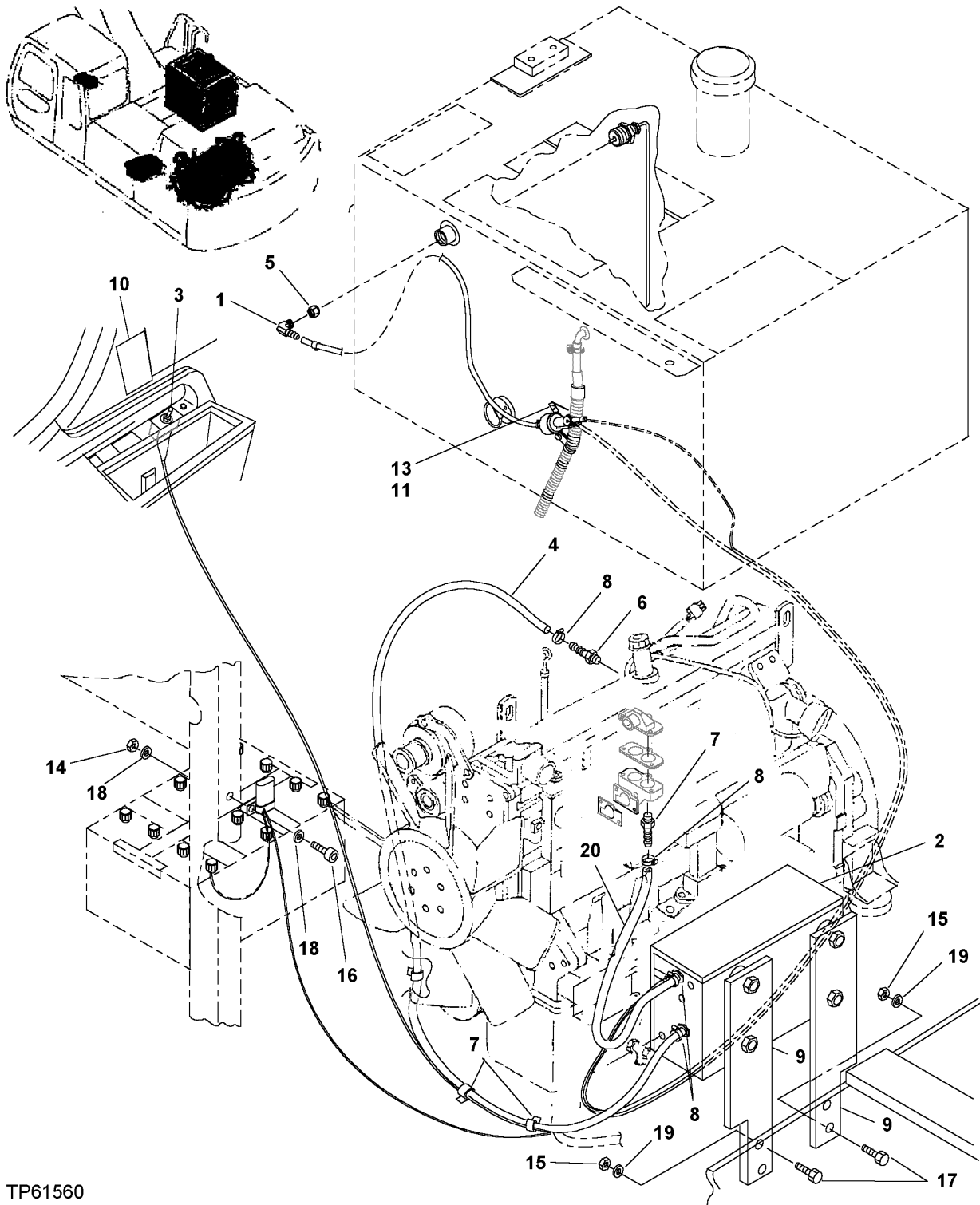
HEATER CABLE

KEY	PART NO.	PART NAME	QTY	SERIAL NO.	REMARKS
1	251816800600	WIRING HARNESS	1		
2	201668800500	CABLE	1		
3	20431004	SECTION	3		BOTTOM
4	20431005	COVER	3		
5	20400081	FUSE	1		15A
6	20300066	RELAY	1		
7	20636033	EYELET	1		
8	20673059	CONTACT	2		TWIN LEAF-SPRING
9	20631290	HOUSING	1		SOCKET
10	20600182	CONTACT	2		TWIN LEAF-SPRING
11	20675022	SEAL	2		
12	251801800200	TIE BAND	1		
13	251801800400	TIE BAND	1		
14	251963460000	FUEL PUMP	1		
15	201621450002	HOSE	1		
16	201312000006	FILTER	1		
17	09031117	PIPE	6		M4 X 1 MM
18	09031101	PIPE	1		M6 X 1 MM
19	36075350	HOSE	1		M5 X 3 MM
20	36075300	HOSE	1		M3.5 X 3 MM
21	102063009098	CLIP	4		
22	102063011098	CLIP	4		
23	15210040	CLIP	1		
24	201185000001	RUBBER MOUNT	1		
25	201348030004	ANGLE	1		
26	251786800200	INTAKE MANIFOLD	1		
27	251816800800	HOSE	1		
28	6061580	TUBE	1		
29	251785800200	SLEEVE	1		
30	251808800100	EXHAUST CAP	1		
31	201673800001	HOSE	1		
32	201673800003	HOSE	1		
33	201534880001	HOSE	3		
34	102065020032	CLIP	12		
35	15210061	CLIP	3		
36	15210049	CLIP	2		

PART NUMBERS ARE ACTIVE GEAR NUMBERS. JOHN DEERE DEALER ORDER DIRECT FROM ACTIVE GEAR.

TP61560 -UN-21OCT99

ARCTIC START KIT



TP61560

ENGINE AUXILIARY SYSTEM

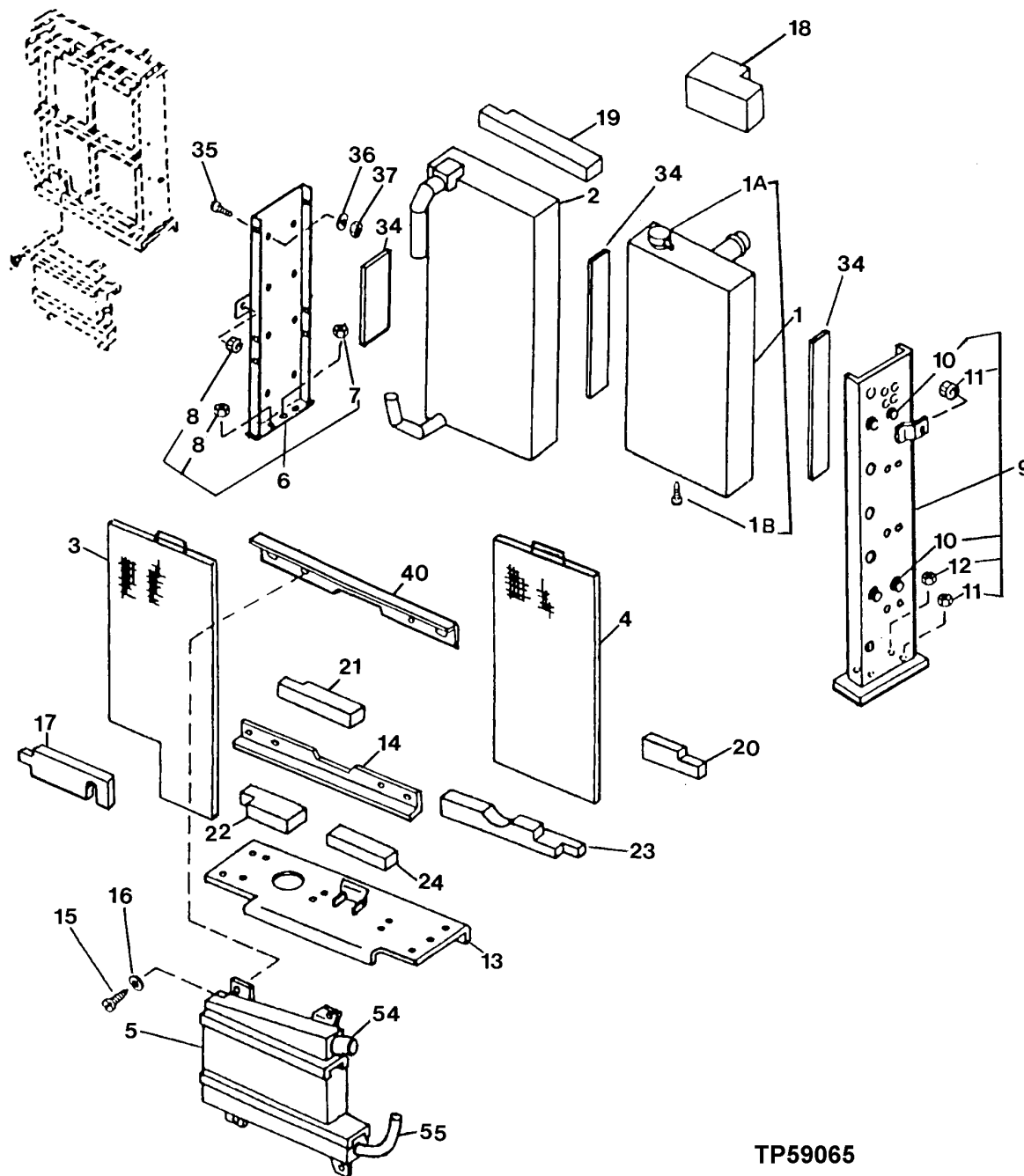
ARCTIC START KIT

KEY	PART NO.	PART NAME	QTY	SERIAL NO.	REMARKS
1	AR85517	ELBOW FITTING	1		
2	AT186577	KIT	1		D10W HEATER
3	AT186578	KIT	1		SWITCH AND LED
4	T166591	HOSE	1		INLET, 0.75 IN ID X 1.06 IN OD X 95.0 IN LG, MAKE FROM T78497 BULK ROLL, CUT TO SIZE
5	AT186671	FITTING	1		
6	H33801	HOSE FITTING	2		
7	R46667	CLAMP	2		
8	TY22466	CLAMP	4		
9	T166534	BRACKET	2		
10	T166818	LABEL	1		(ARCTIC HEATER)
11	T166628	BRACKET	1		
12	T166629	PIPE	1		
13	12M7033	LOCK WASHER	1		
14	14M7297	NUT	1		
15	14M7400	LOCK NUT	4		
16	19M7372	CAP SCREW	1		
17	19M7572	CAP SCREW	4		
18	24M7027	WASHER	2		
19	24M7239	WASHER	4		
20	T166590	HOSE	1		OUTLET, 0.75 IN ID X 1.06 IN OD X 21.0 IN LG, MAKE FROM T78497 BULK ROLL , CUT TO SIZE

TP59065

-UN-28APR98

RADIATOR



TP59065

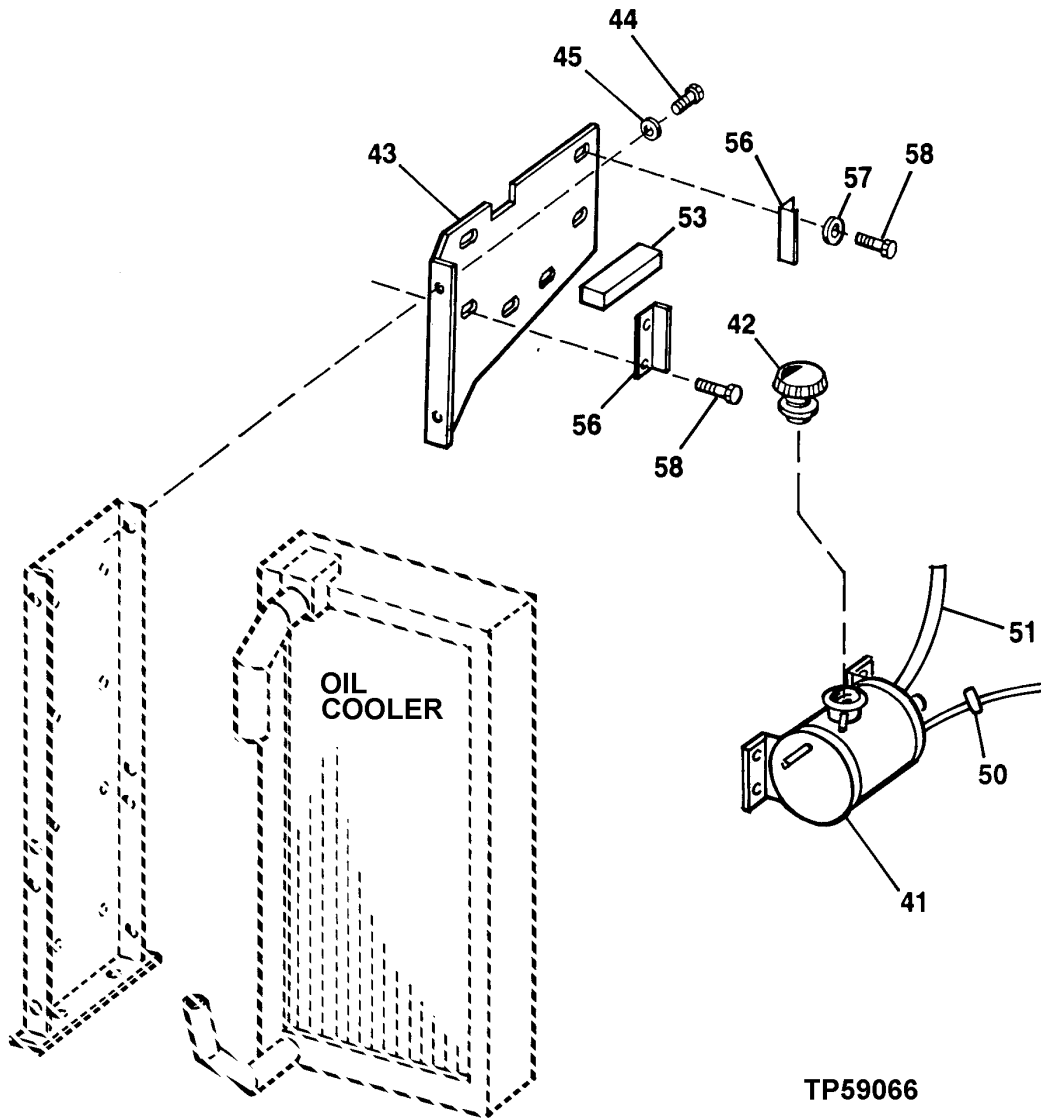
ENGINE AUXILIARY SYSTEM

RADIATOR

KEY	PART NO.	PART NAME	QTY	SERIAL NO.	REMARKS
1	AT180597	RADIATOR	1		
1A	AT182802	FILLER CAP	1		
1B	AT13740	DRAIN VALVE	1		
2	AT180598	OIL COOLER	1		
3	AT180600	SCREEN	1		
4	AT180601	SCREEN	1		
5	AT180599	AIR COOLER	1		
6	AT180602	CHANNEL	1		
7	14M7295	NUT	1	M12	
8	14M7276	NUT	3	M16	
9	AT180603	SUPPORT	1		
10	T72414	BUSHING	4		
11	14M7276	NUT	3	M16	
12	14M7295	NUT	2	M12	
13	AT180607	CHANNEL	1		
14	AT180604	ANGLE	1		
15	19M7785	SCREW	4	M10 X 25	
16	24M7296	WASHER	4	10.500 X 30 X 2.500 MM (0.413" X 1.181" X 0.098")	
17	T161956	FOAM PAD	1		
18	T160103	ISOLATOR	1		
19	T161957	FOAM PAD	1		
20	T160105	ISOLATOR	1		
21	T161958	ISOLATOR	1		
22	T161962	ISOLATOR	1		
23	T162242	ISOLATOR	1		
24	T161961	ISOLATOR	1		
34	WEATHERSTRIP	3		(FURNISH AT66778 BULK MATERIAL CUT TO LENGTH)
35	19M7881	SCREW	8	M8 X 20	
36	24M7238	WASHER	8	8.700 X 17 X 2 MM (0.343" X 0.669" X 0.079")	
37	14M7273	NUT	8	M8	
40	AT180641	ANGLE	1		
54	T161960	HOSE	1		
55	T161959	HOSE	1		

TP59066 -UN-16APR98

OIL COOLER ATTACHMENTS



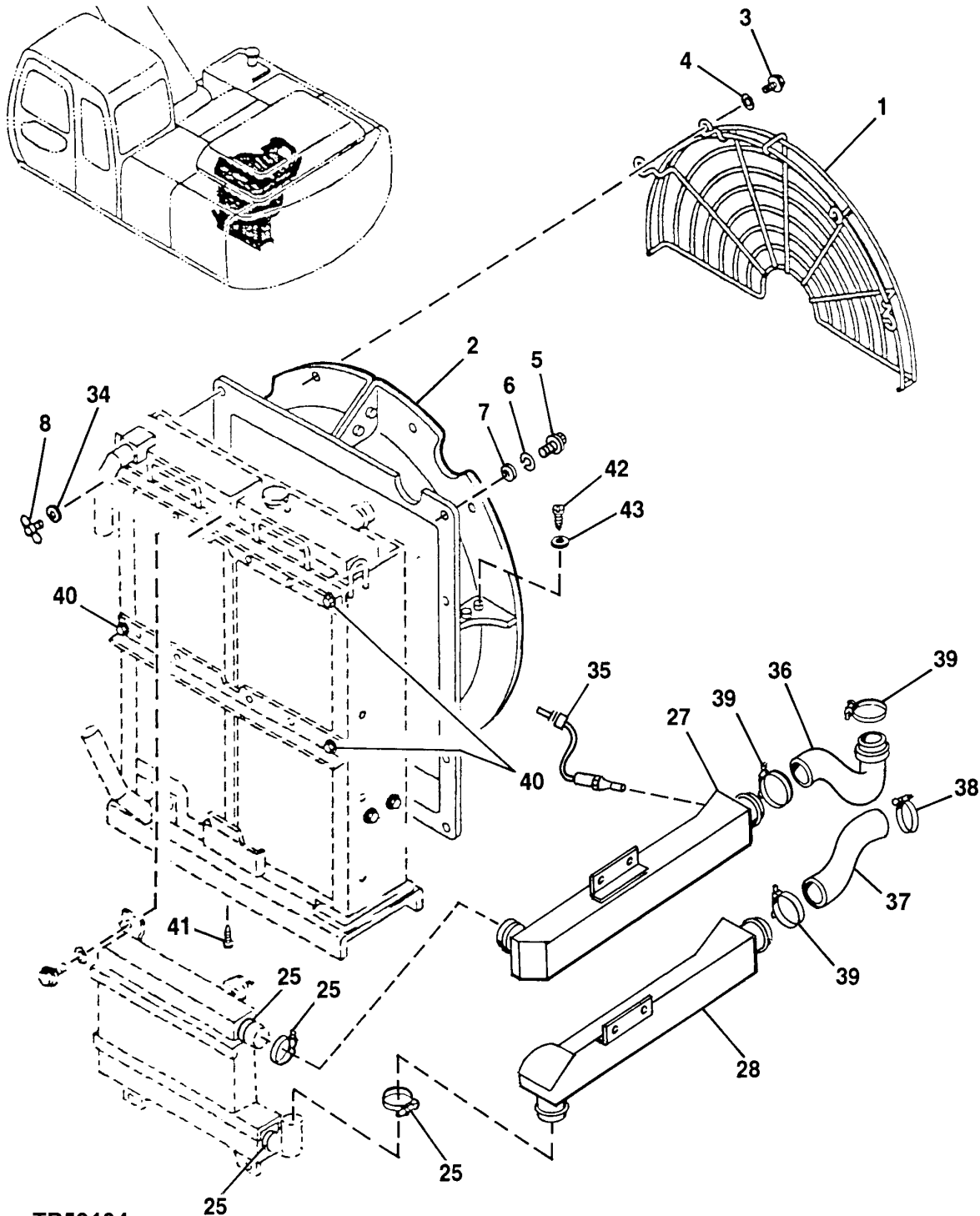
ENGINE AUXILIARY SYSTEM

OIL COOLER ATTACHMENTS

KEY	PART NO.	PART NAME	QTY	SERIAL NO.	REMARKS
41	AT182263	TANK	1		(SURGE)
42	AT173610	FILLER CAP	1		
43	T163107	ANGLE	1		
44	19M7785	SCREW	2	M10 X 25	
45	24M7239	WASHER	2		10.700 X 21 X 2.500 MM (0.421" X 0.827" X 0.098")
50	AR48236	CLAMP	1		
51	T163162	HOSE	1		
53	FOAM PAD	1		
56	BRACKET	2		
57	24M7296	WASHER	2		10.500 X 30 X 2.500 MM (0.413" X 1.181" X 0.098")
58	19M7784	SCREW	4	M10 X 20	

RADIATOR ATTACHMENTS

TP59134 -UN-13MAY98



TP59134

ENGINE AUXILIARY SYSTEM

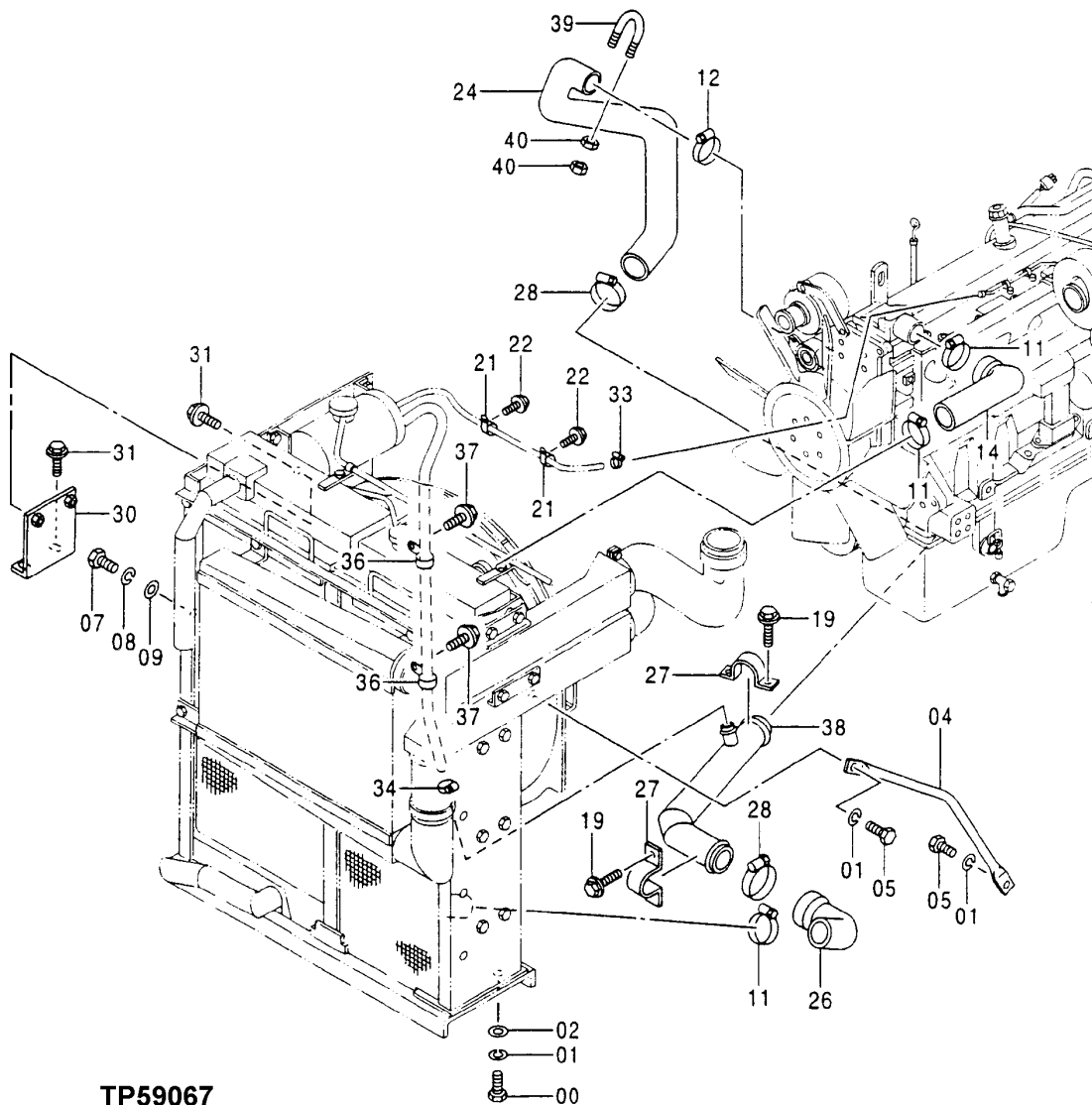
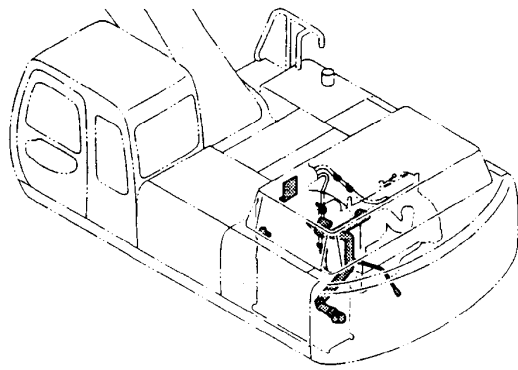
RADIATOR ATTACHMENTS

KEY	PART NO.	PART NAME	QTY	SERIAL NO.	REMARKS
1	AT180606	GUARD	1		
2	AT180605	SHROUD	1		
3	19M7868	SCREW	4	M8 X 30	
4	24M7298	WASHER	4	8.400 X 25 X 2 MM (0.331" X 0.984" X 0.079")	
5	19M7785	SCREW	7	M10 X 25	
6	24M7296	WASHER	7	10.500 X 30 X 2.500 MM (0.413" X 1.181" X 0.098")	
7	24H1330	WASHER	7	11.913 X 34.925 X 2.769 MM (15/32" X 1-3/8" X 7/64")	
8	T160108	WING SCREW	2		
25	AT37476	CLAMP	4		
27	AT182287	AIR PLENUM	1		
28	AT182288	AIR PLENUM	1		
34	24M7298	WASHER	2	8.400 X 25 X 2 MM (0.331" X 0.984" X 0.079")	
35	AH148258	SWITCH	1	(TEMPERATURE)	
36	T163213	HOSE	1		
37	T161964	HOSE	1		
38	AT39141	CLAMP	1		
39	AT37476	CLAMP	3		
40	19M7789	SCREW	7	M12 X 30	
	24M7240	WASHER	7	13 X 25 X 3 MM (0.512" X 0.984" X 0.118")	
41	24M7296	WASHER	4	10.500 X 30 X 2.500 MM (0.413" X 1.181" X 0.098")	
	19M7784	SCREW	4	M10 X 20	
42	19M7407	CAP SCREW	8	M8 X 25	
43	24M7238	WASHER	16	8.700 X 17 X 2 MM (0.343" X 0.669" X 0.079")	

TP59067

-UN-21APR98

RADIATOR SUPPORT



TP59067

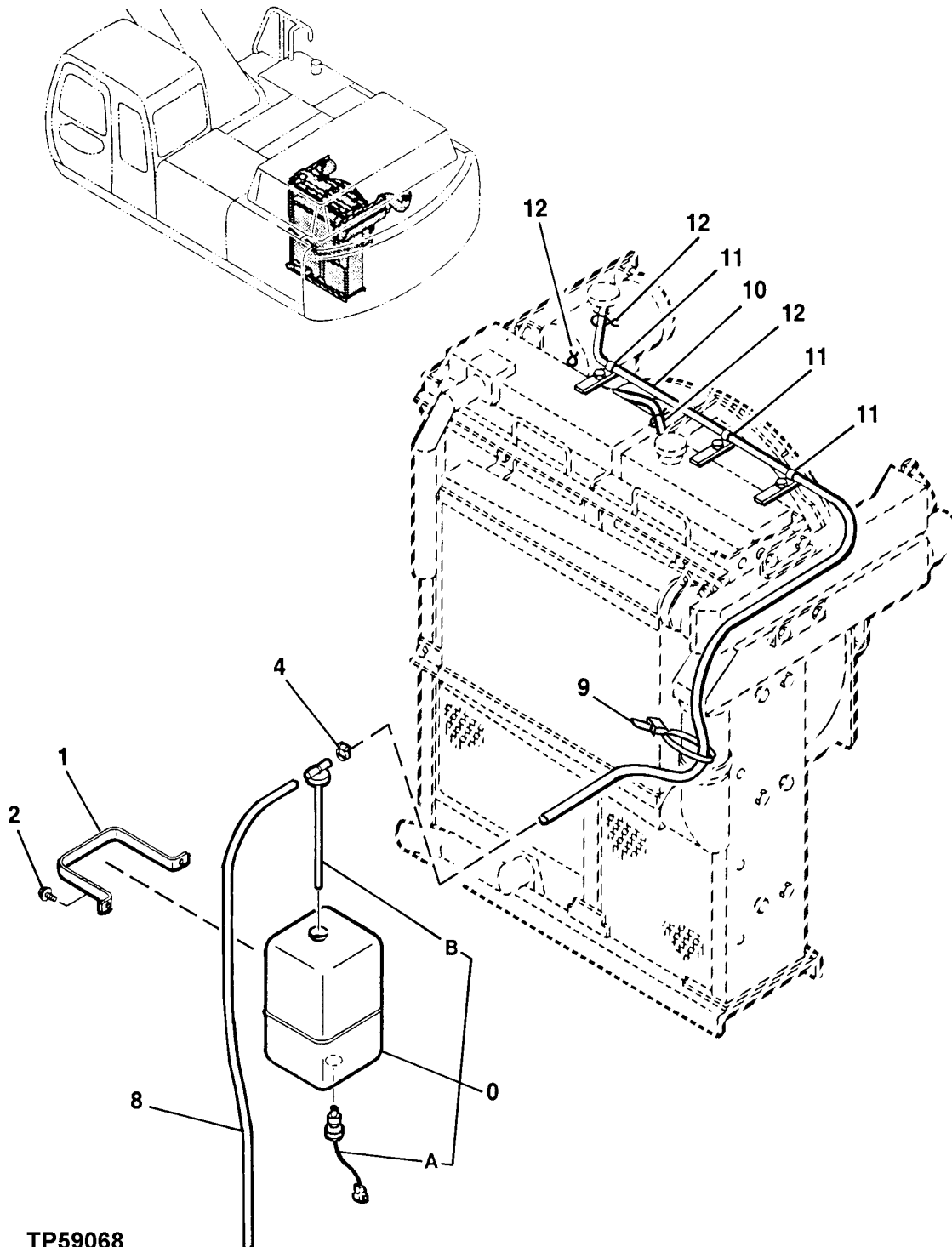
ENGINE AUXILIARY SYSTEM

RADIATOR SUPPORT

KEY	PART NO.	PART NAME	QTY	SERIAL NO.	REMARKS
0	19M7489	CAP SCREW	4	M16 X 45	
1	12H294	LOCK WASHER	6	15.875 MM (5/8")	
2	24M7053	WASHER	4	17 X 30 X 3 MM (0.669" X 1.181" X 0.118")	
4	AT219653	BRACKET	1		
5	19M8035	CAP SCREW	2	M16 X 35	
7	19M8035	CAP SCREW	1	M16 X 35	
8	12H294	LOCK WASHER	1	15.875 MM (5/8")	
9	24M7053	WASHER	1	17 X 30 X 3 MM (0.669" X 1.181" X 0.118")	
11	TY22472	CLAMP	3		
12	TY22472	CLAMP	1		
14	AT219654	RADIATOR HOSE	1		
19	19M7662	CAP SCREW	4	M10 X 30	
	12M7066	LOCK WASHER	4	10.200 MM (0.402")	
	24M7028	WASHER	4	10.500 X 20 X 2 MM (0.413" X 0.787" X 0.079")	
21	TH109649	CLIP	2		
22	19M7938	CAP SCREW	2	M10 X 20	
	12M7066	LOCK WASHER	2	10.200 MM (0.402")	
24	AT219657	RADIATOR HOSE	1		
26	AT250129	RADIATOR HOSE	1		
27	AT250128	BRACKET	2		
28	AR62936	CLAMP	2		
30	AT250244	BRACKET	1		
31	19M7402	CAP SCREW	4	M10 X 25	
	12M7066	LOCK WASHER	4	10.200 MM (0.402")	
	24M7028	WASHER	4	10.500 X 20 X 2 MM (0.413" X 0.787" X 0.079")	
33	AR48236	CLAMP	1		
34	TY22467	CLAMP	1		
36	AT121321	HOSE CLAMP	2		
37	19M7402	CAP SCREW	2	M10 X 25	
	12M7066	LOCK WASHER	2	10.200 MM (0.402")	
	24M7028	WASHER	2	10.500 X 20 X 2 MM (0.413" X 0.787" X 0.079")	
38	AT250245	PIPE	1		
39	AT250150	U-BOLT	1		
40	14M7274	NUT	4	M10	

TP59068 -UN-16APR98

RESERVE WATER TANK



TP59068

ENGINE AUXILIARY SYSTEM

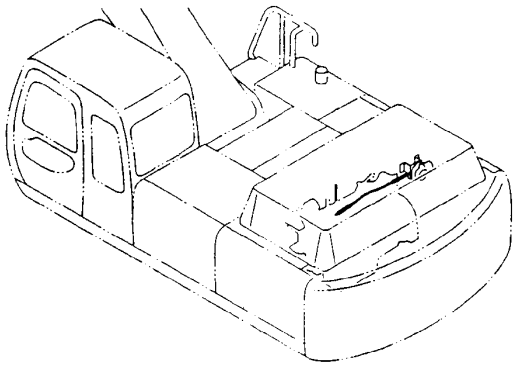
RESERVE WATER TANK

KEY	PART NO.	PART NAME	QTY	SERIAL NO.	REMARKS
0	AT147301	TANK	1		
0A	TH102932	SENDER	1		
0B	TH102933	CAP	1		
1	AT155337	CLAMP	1		
2	19M7139	CAP SCREW	2	M8 X 20	
	12M7065	LOCK WASHER	2	8.100 MM (0.319")	
	24M7055	WASHER	2	8.400 X 16 X 1.600 MM (0.331" X 0.630" X 0.063")	
4	AR48236	CLAMP	1		
8	HOSE	1		(CUT TO LENGTH FROM 1/4 INCH I.D. VINYL TUBING BULK MATERIAL)
9	H77698	TIE BAND	1		
10	HYDRAULIC HOSE - FABRICATE	1		(CUT TO LENGTH FROM T79477 BULK MATERIAL) (LENGTH = 6.83 LINEAR FEET, 2083 MM, 82 INCHES)
11	T19935	CLAMP	3		
12	AR48236	CLAMP	3		

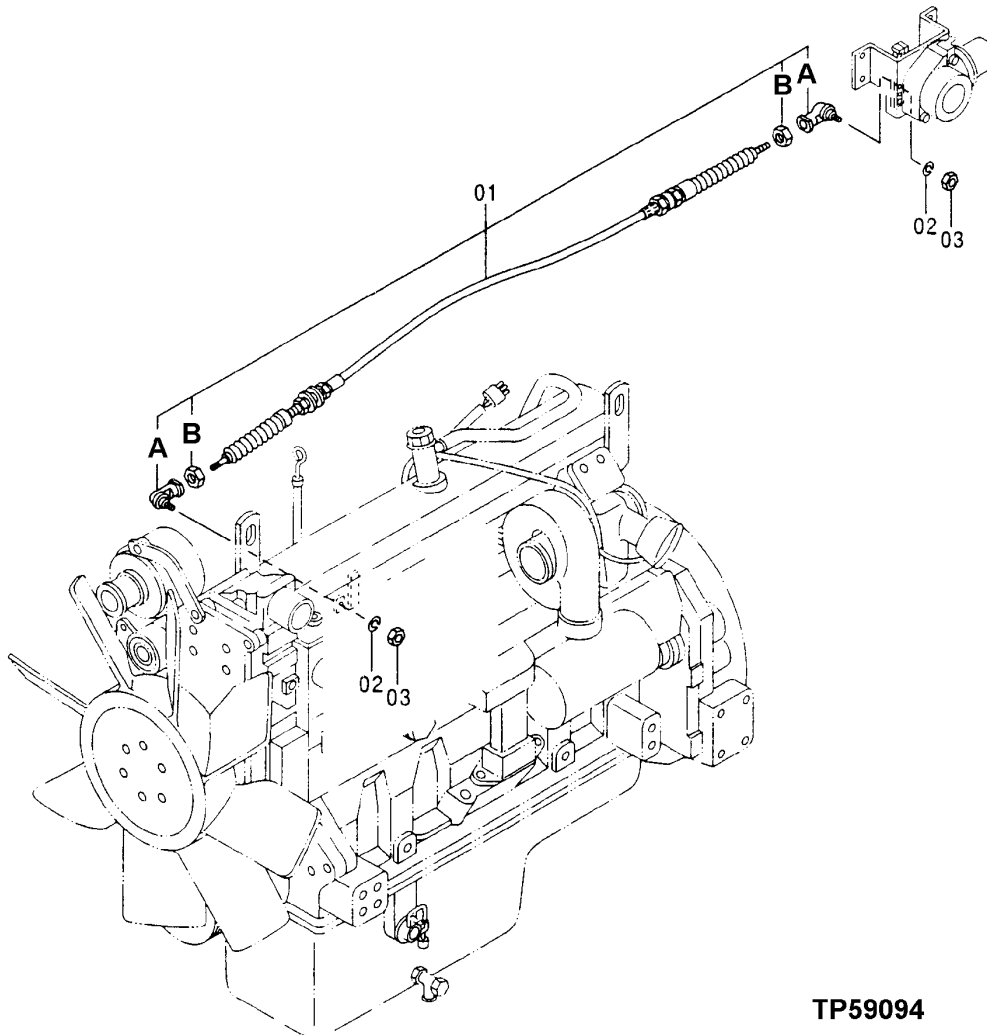
TP59094

-UN-29APR98

ENGINE CONTROL CABLE



ENGINE CONTROL MOTOR



TP59094

ENGINE AUXILIARY SYSTEM

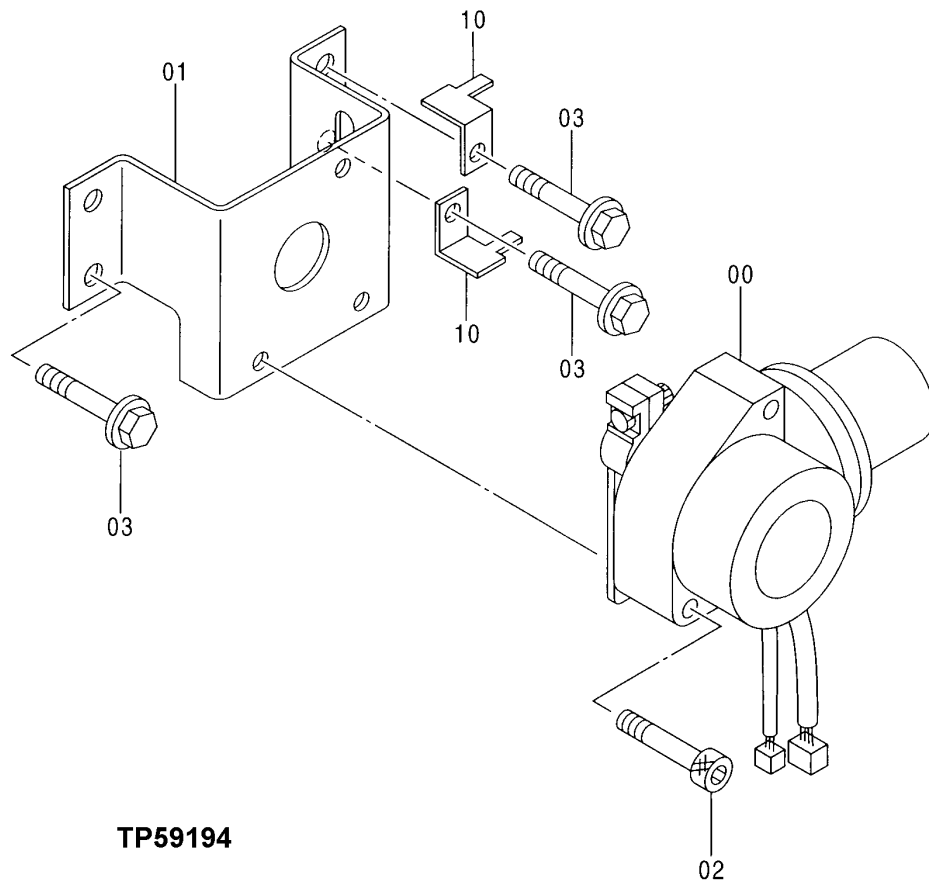
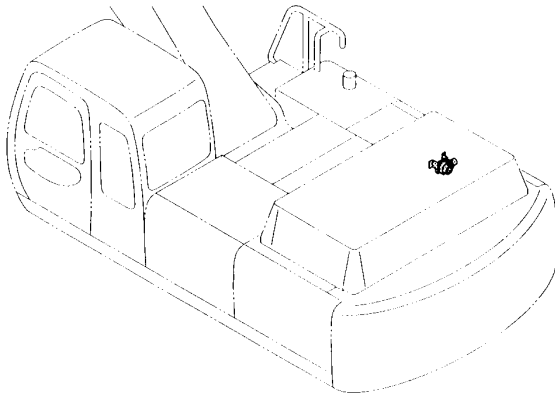
ENGINE CONTROL CABLE

KEY	PART NO.	PART NAME	QTY	SERIAL NO.	REMARKS
1	AP34417	CABLE	1		
1A	TH102073	BALL JOINT	2		
1B	14M7272	NUT	2	M6	
2	12M7006	LOCK WASHER	2	6.100 MM (0.240")	
3	14M7272	NUT	2	M6	

TP59194

-UN-03JUN98

ENGINE CONTROL MOTOR



TP59194

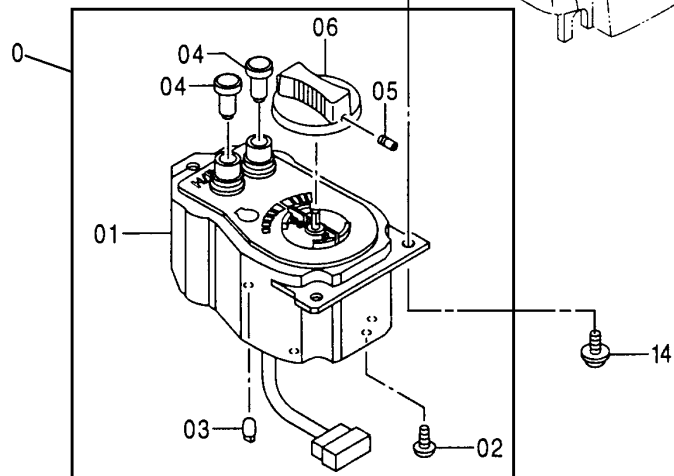
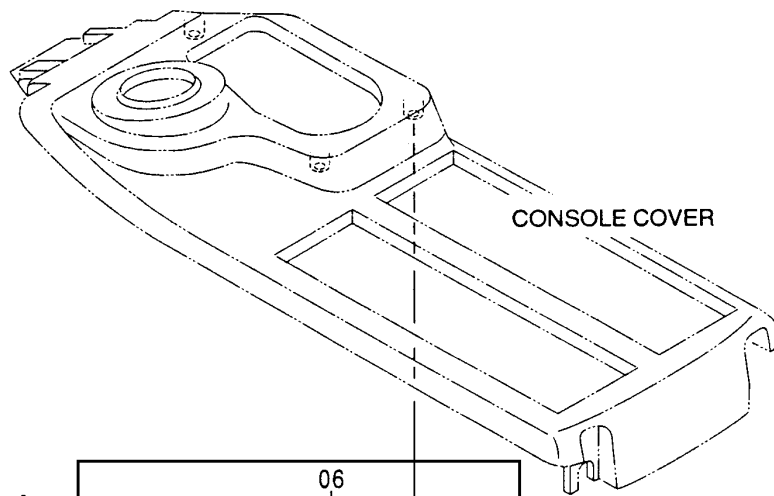
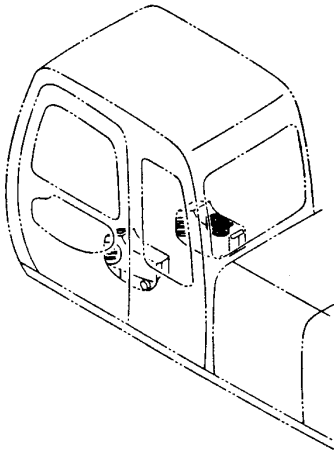
ENGINE AUXILIARY SYSTEM

ENGINE CONTROL MOTOR

KEY	PART NO.	PART NAME	QTY	SERIAL NO.	REMARKS
0	AP34035	MOTOR	1		
1	AT214374	BRACKET	1		
2	19M8954	SCREW	3	M10 X 60	
3	19M7662	CAP SCREW	4	M10 X 30	
	12M7066	LOCK WASHER	4	10.200 MM (0.402")	
	24M7028	WASHER	4	10.500 X 20 X 2 MM (0.413" X 0.787" X 0.079")	
10	AT154243	BRACKET	2		

TP54804 -UN-29MAY97

ENGINE CONTROL UNIT



TP54804

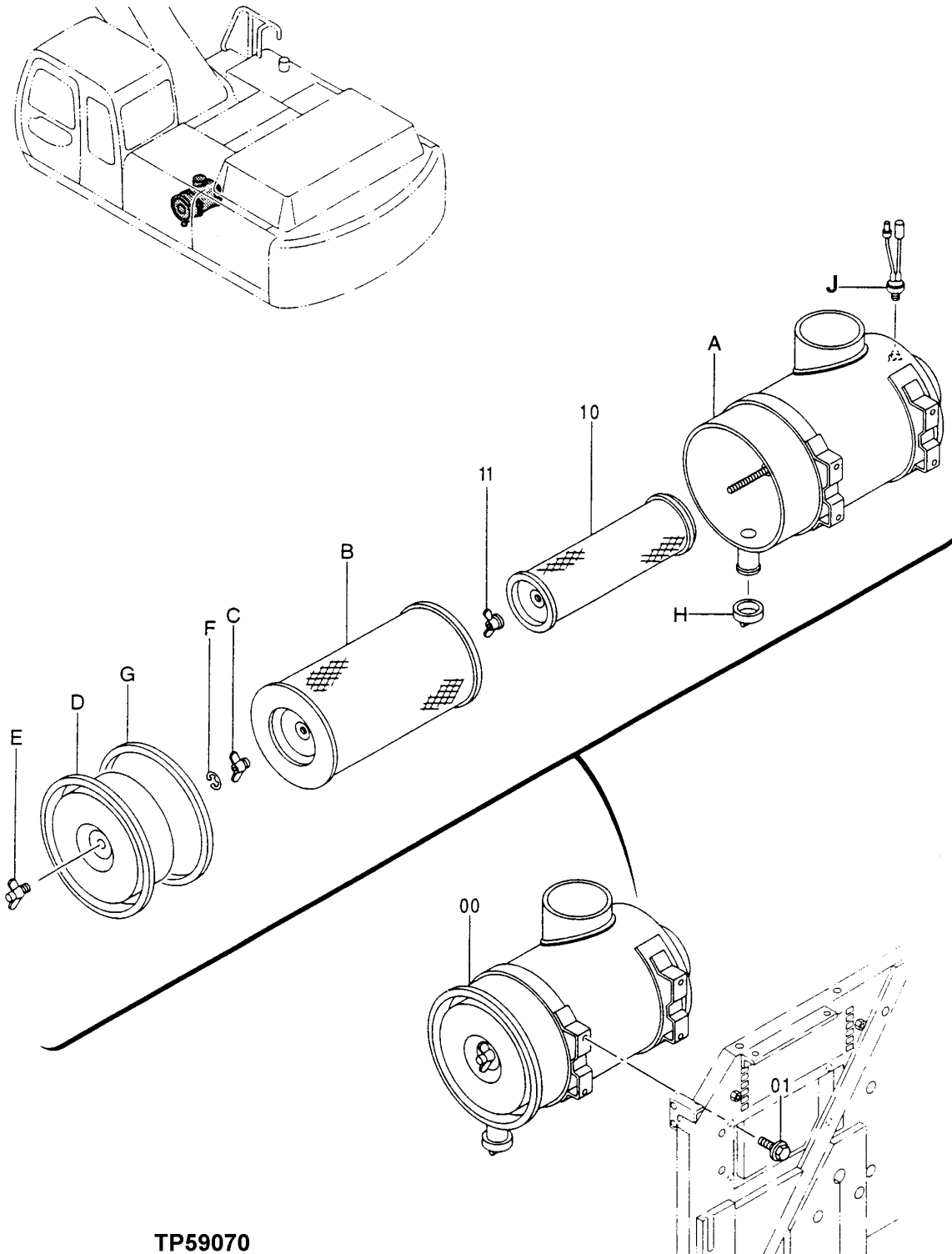
ENGINE AUXILIARY SYSTEM

ENGINE CONTROL UNIT

KEY	PART NO.	PART NAME	QTY	SERIAL NO.	REMARKS
0	AT216976	CONTROL	1		
1	AT214257	ENGINE CONTROLLER	1		
2	AT214200	SCREW, WITH WASHER	3		
3	AT214199	LAMP	1		
4	AT214198	SWITCH	2		
5	AT214197	SET SCREW	1		
6	AT214190	KNOB	1		
14	21M7265	SCREW	3		M5 X 12
	24M7027	WASHER	3		5.300 X 10 X 1 MM (0.209" X 0.394" X 0.039")
	12M7064	LOCK WASHER	3		5.100 MM (0.201")

TP59070 -UN-21APR98

AIR CLEANER



TP59070

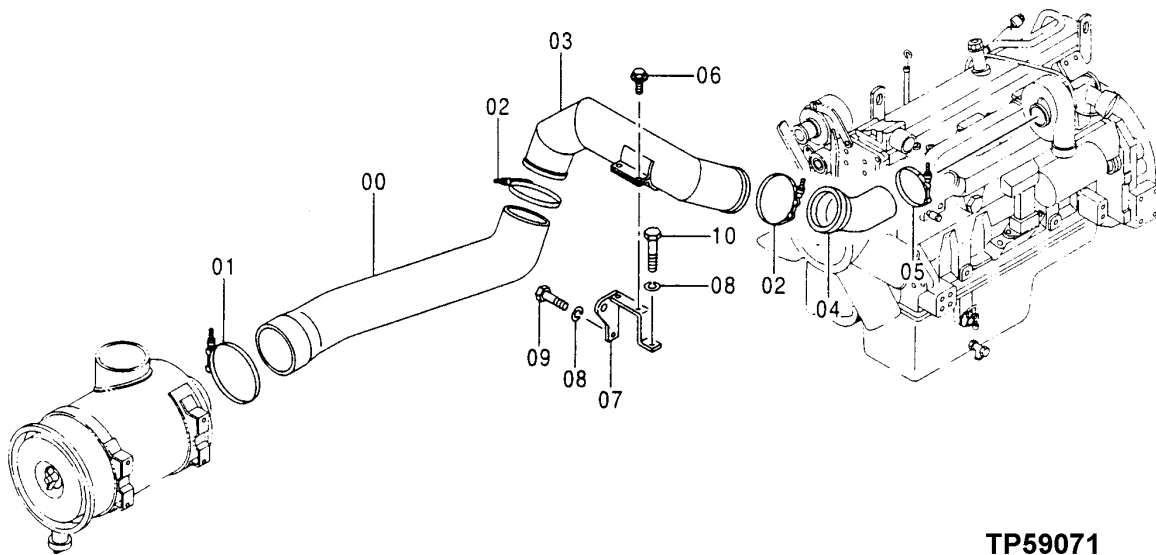
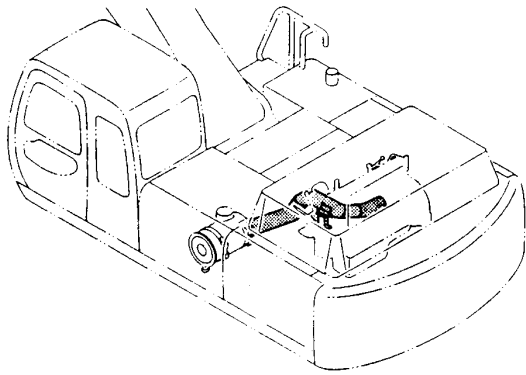
ENGINE AUXILIARY SYSTEM

AIR CLEANER

KEY	PART NO.	PART NAME	QTY	SERIAL NO.	REMARKS
0	AT250132	AIR CLEANER	1		
0A	HOUSING	1		
0B	AR95758	FILTER ELEMENT	1	(OUTER)	
0C	AT200998	NUT	1		
0D	AT201034	COVER	1		
0E	AR73234	WING NUT	1	11.125 MM (7/16")	
0F	P46402	SNAP RING	1		
0G	AT200999	GASKET	1		
0H	TH111700	VALVE	1		
0J	AT201069	INDICATOR	1		
1	19M7402	CAP SCREW	4	M10 X 25	
	12M7066	LOCK WASHER	4	10.200 MM (0.402")	
	24M7028	WASHER	4	10.500 X 20 X 2 MM (0.413" X 0.787" X 0.079")	
10	AT201036	FILTER ELEMENT	1	(INNER)	
11	AH20849	WING NUT	1	11.125 MM (7/16")	

TP59071 -UN-20APR98

AIR CLEANER SUPPORT



TP59071

ENGINE AUXILIARY SYSTEM

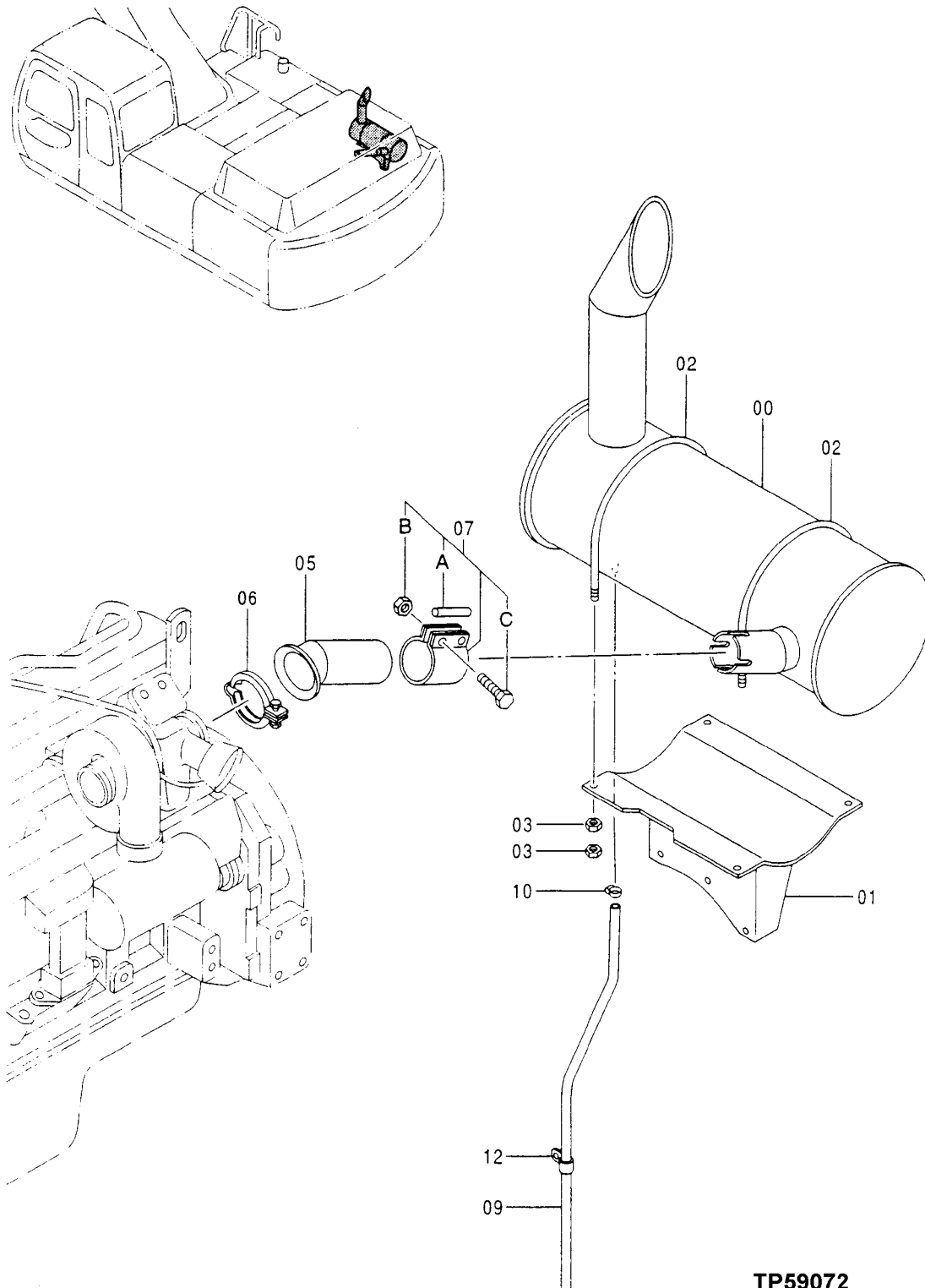
AIR CLEANER SUPPORT

KEY	PART NO.	PART NAME	QTY	SERIAL NO.	REMARKS
0	AT219605	HOSE	1		
1	AT53438	CLAMP	1		
2	AT219670	CLAMP	2		
3	AT250228	PIPE	1		
4	AT250106	HOSE	1		
5	AT56657	CLAMP	1		
6	19M7402	CAP SCREW	2	M10 X 25	
	12M7066	LOCK WASHER	2	10.200 MM (0.402")	
	24M7028	WASHER	2	10.500 X 20 X 2 MM (0.413" X 0.787" X 0.079")	
7	AT250229	BRACKET	1		
8	12H294	LOCK WASHER	2	15.875 MM (5/8")	
9	19H2994	CAP SCREW	1	15.875 X 38.100 MM (5/8" X 1-1/2")	
10	19H3244	CAP SCREW	1	15.875 X 57.150 MM (5/8" X 2-1/4")	

TP59072

-UN-21APR98

MUFFLER



TP59072

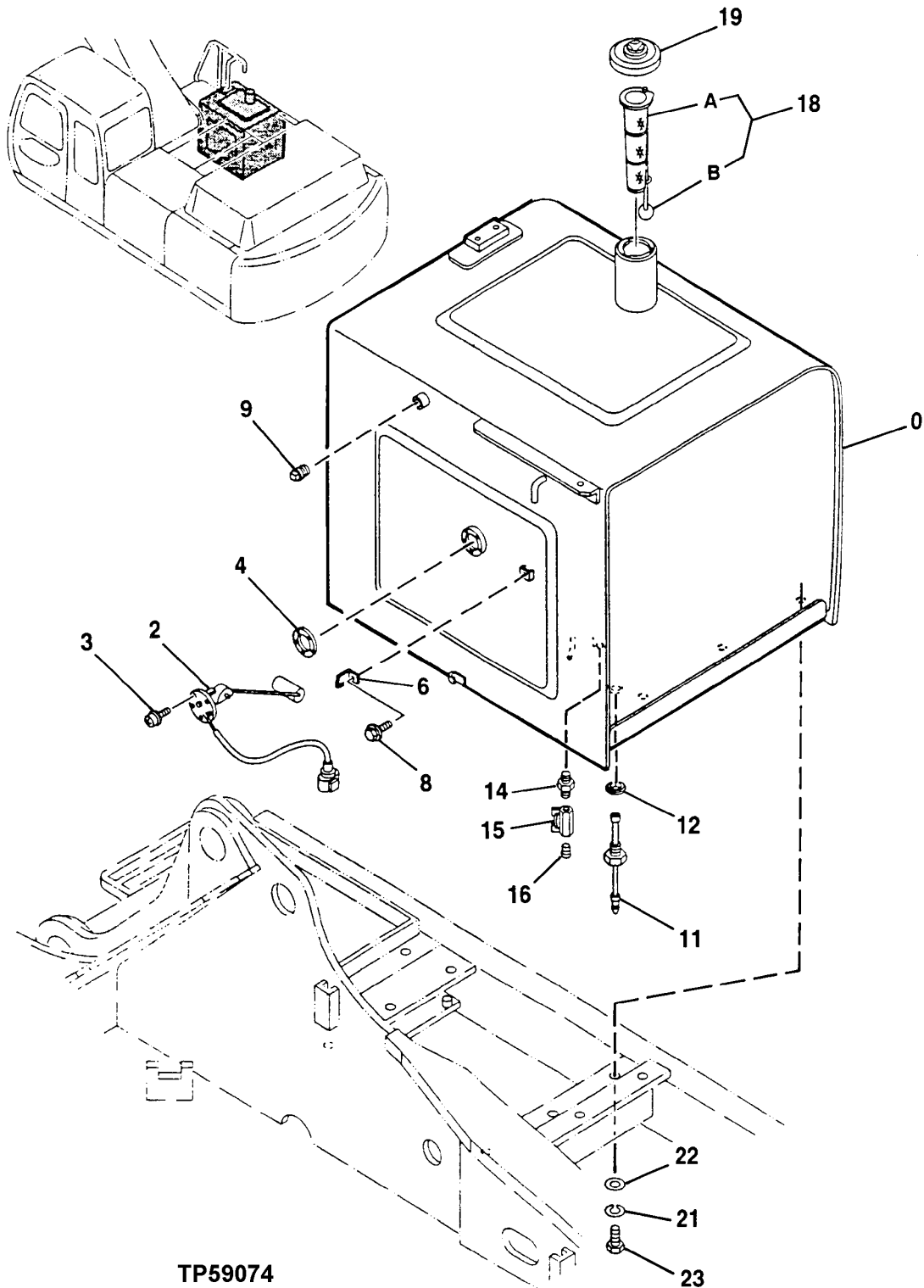
ENGINE AUXILIARY SYSTEM

MUFFLER

KEY	PART NO.	PART NAME	QTY	SERIAL NO.	REMARKS
0	AT250110	MUFFLER	1		
1	AT250176	SUPPORT	1		
2	TH109412	BOLT	2		
3	14M7274	NUT	8	M10	
5	AT250237	EXHAUST PIPE	1		
6	RE40048	CLAMP	1		(INCLUDES SCREW)
7	AT154968	CLAMP	1		
7A	T130341	GASKET	1		
7B	H80440	LOCK NUT	2	11.125 MM (7/16")	
7C	AT154914	BOLT	2		
9	AT201033	TUBE	1		
10	AR48236	CLAMP	1		
12	AT215520	CLIP	1		

TP59074 -UN-30APR98

FUEL TANK



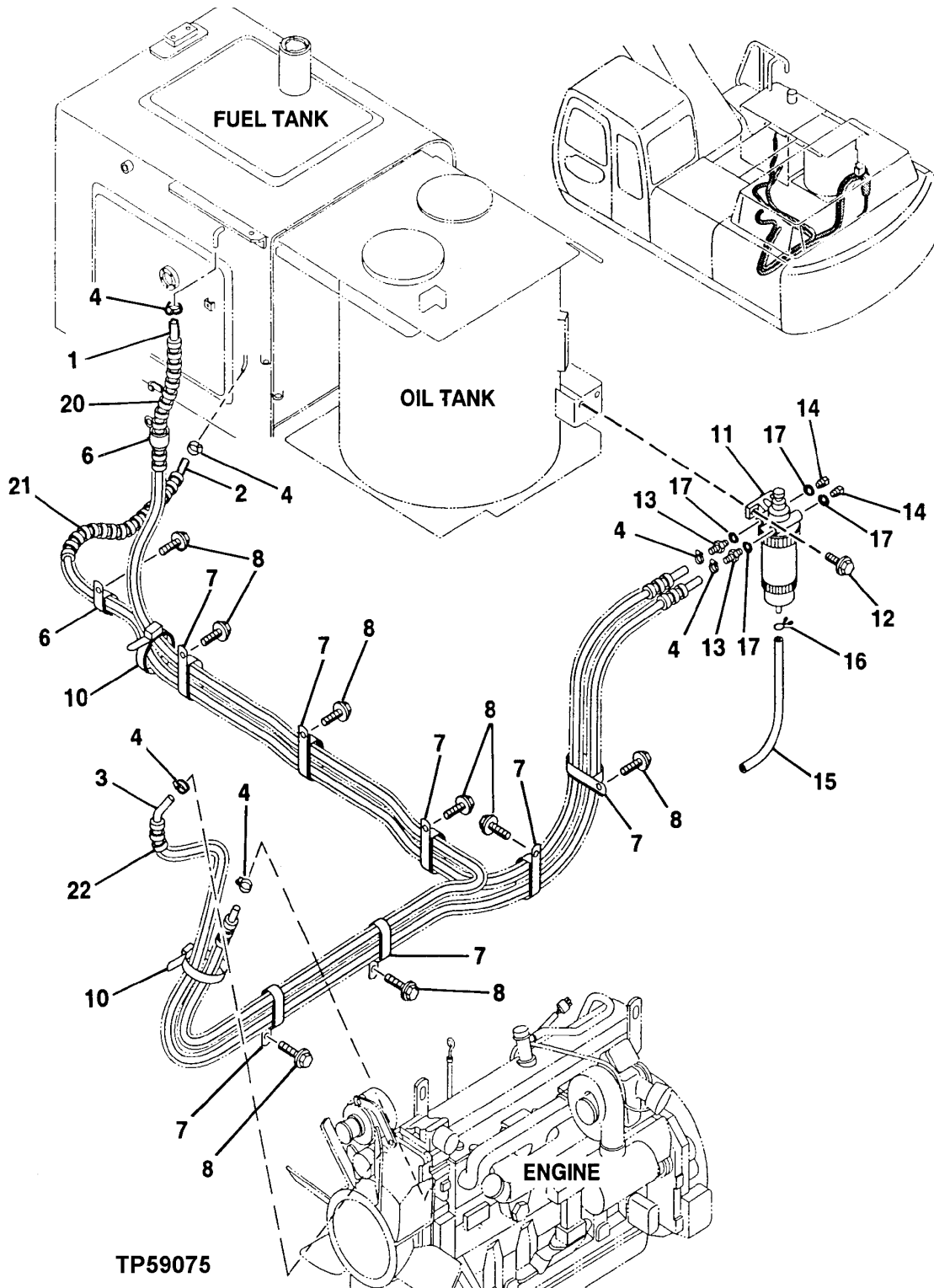
ENGINE AUXILIARY SYSTEM

FUEL TANK

KEY	PART NO.	PART NAME	QTY	SERIAL NO.	REMARKS
0	AT250159	FUEL TANK	1		
2	AT154239	FLOAT	1		
3	21M7278	SCREW	5	M5 X 10	
4	U42323	GASKET	1		
6	AT154243	BRACKET	1		
8	19M7938	CAP SCREW	1	M10 X 20	
	12M7066	LOCK WASHER	1	10.200 MM (0.402")	
9	TH100648	FITTING PLUG	1		
11	AT154272	SWITCH	1		
12	TH108583	SEALING WASHER	1		
14	T116057	FITTING	1		
15	AT177419	DRAIN VALVE	1		
16	TH100434	FITTING PLUG	1		
18	AT213970	STRAINER	1		
18A	STRAINER	1		
18B	FLOAT	1		
19	AT175989	FILLER CAP	1	(INCLUDES KEY)	
19A	AT147803	KEY	1	(NOT ILLUSTRATED)	
21	12H294	LOCK WASHER	6	15.875 MM (5/8")	
22	24M7338	WASHER	6	17 X 30 X 3 MM (0.669" X 1.181" X 0.118")	
23	19M7489	CAP SCREW	6	M16 X 45	

TP59075 -UN-06MAY98

FUEL PIPINGS



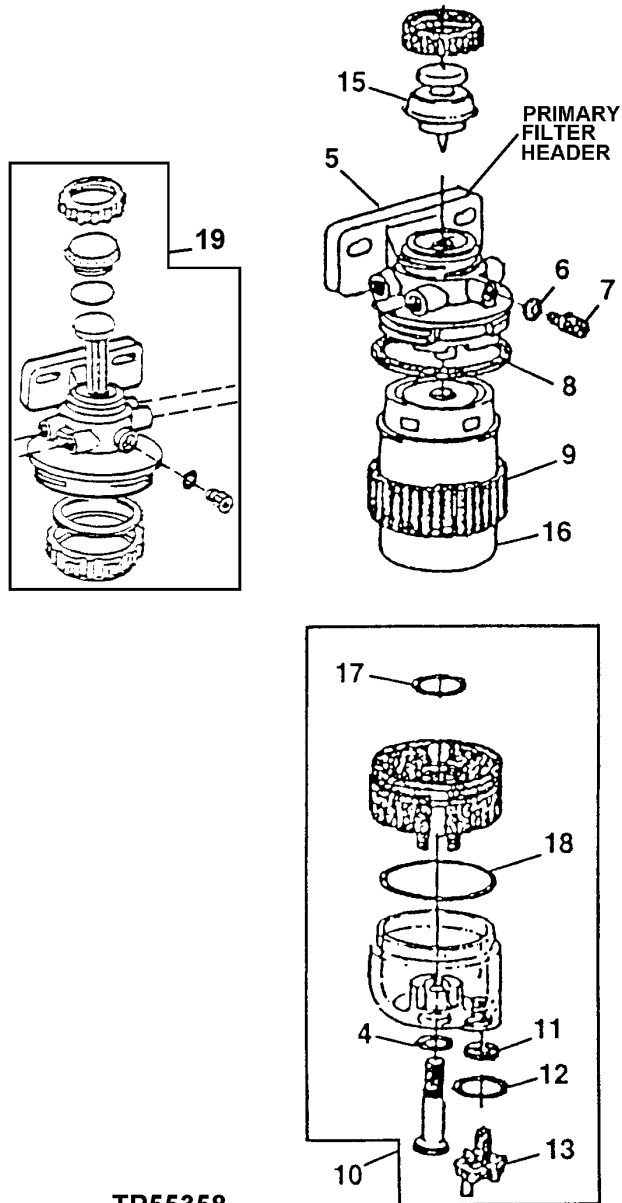
ENGINE AUXILIARY SYSTEM

FUEL PIPINGS

KEY	PART NO.	PART NAME	QTY	SERIAL NO.	REMARKS
1	AT250118	HOSE	1		
2	AT219660	HOSE	1		
3	AT250078	HOSE	1		
4	AR21836	CLAMP	6		
6	T24432	CLAMP	2		
7	TH108793	CLIP	7		
8	19M7938	CAP SCREW	8	M10 X 20	
	12M7066	LOCK WASHER	8	10.200 MM (0.402")	
10	H77698	TIE BAND	2		
11	FUEL FILTER	1		(WATER SEPARATOR) (SEE SEPARATE PAGE FOR DETAIL)
12	19M7550	CAP SCREW	2	M10 X 35	
	12M7066	LOCK WASHER	2	10.200 MM (0.402")	
	24M7028	WASHER	2	10.500 X 20 X 2 MM (0.413" X 0.787" X 0.079")	
13	RE500576	FITTING	2		
14	RE46686	PLUG	2		
15	R126086	HOSE	1		
16	T13254	CLAMP	1		
17	R26286	O-RING	4	10.516 X 1.829 MM (0.414" X 0.072")	
20	AT250119	HOSE GUARD	1		
21	AT250120	HOSE GUARD	1		
22	AT250138	HOSE GUARD	1		

TP55358 -UN-22APR98

FUEL FILTER WITH WATER SEPARATOR AND KITS



TP55358

ENGINE AUXILIARY SYSTEM

FUEL FILTER WITH WATER SEPARATOR AND KITS

KEY	PART NO.	PART NAME	QTY	ENGINE SERIAL NO.	REMARKS
4	O-RING	1	(K1)	
5	FILTER HEAD	1	(RE67441 NO LONGER AVAILABLE) (SUB RE500161)	
6	R113562	O-RING	1	(K1) (K3)	
7	R113563	DRAIN PLUG	1	(K2) (K3)	
8	R113565	PACKING	1	(K1)	
9	RING	1	(K2)	
10	RE51650	SEDIMENT BOWL	1		
11	SEAL	1	(K1) (K3)	
12	O-RING	1	(K1) (K3)	
13	DRAIN VALVE	1	(K3)	
15	RE50467	HAND PRIMER	1		
16	RE62424	FUEL FILTER	1	PRIMARY	
17	O-RING	1	(K1)	
18	O-RING	1	(K1)	
19	RE500161	KIT	1	PRIMARY FILTER	

(K1) RE50752 SEAL

(K2) RE51649 MECHANICAL

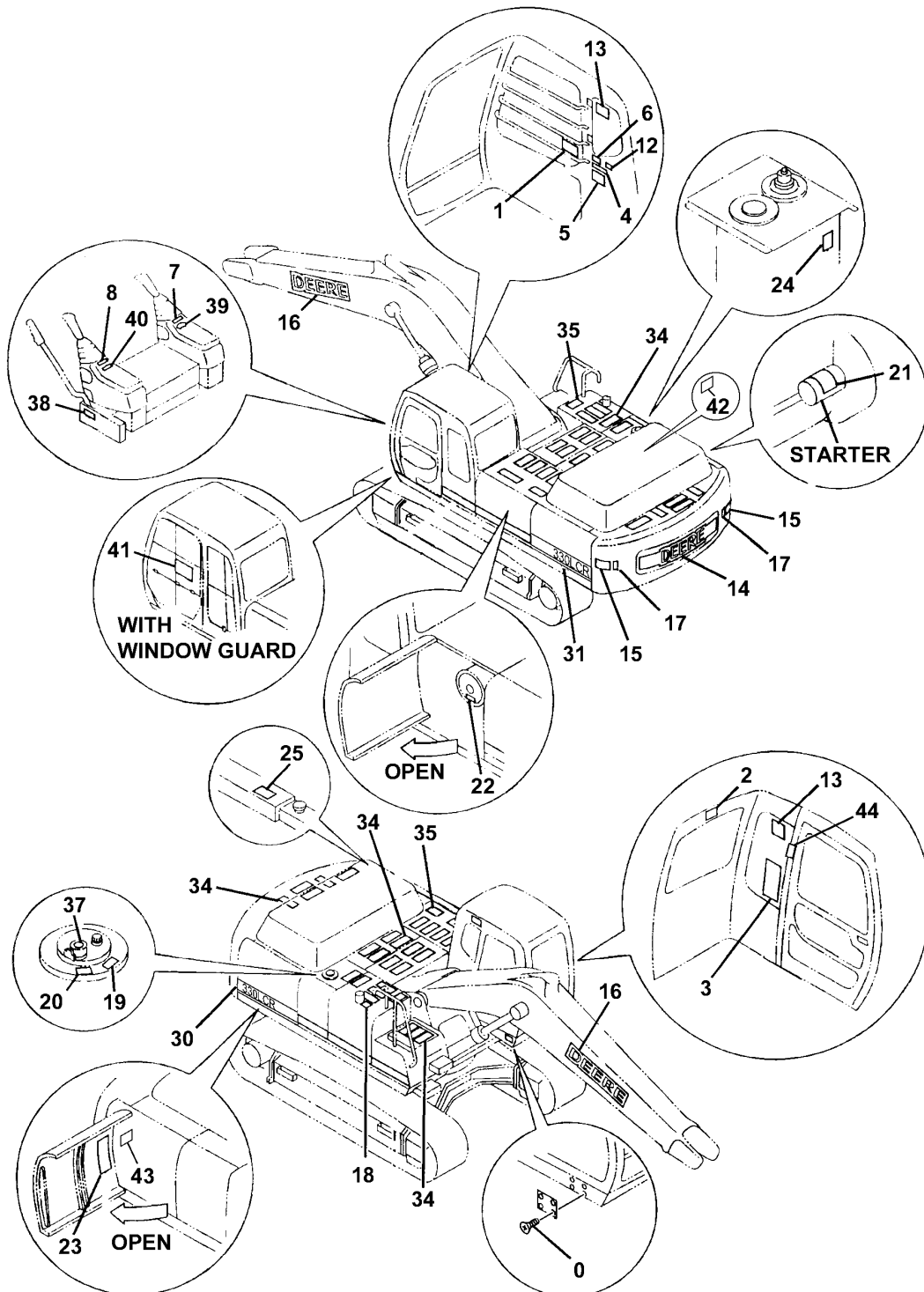
(K3) RE60854 BLEED PLUG AND DRAIN VALVE

NOT ALL ILLUSTRATED

ORDER REPAIR AND REPLACEMENT PARTS FROM SECTION 1320-1369 USING JOHN DEERE CAGE CODE 1J955.

TP61527 -UN-27OCT99

LABELS AND DECALS



TP61527

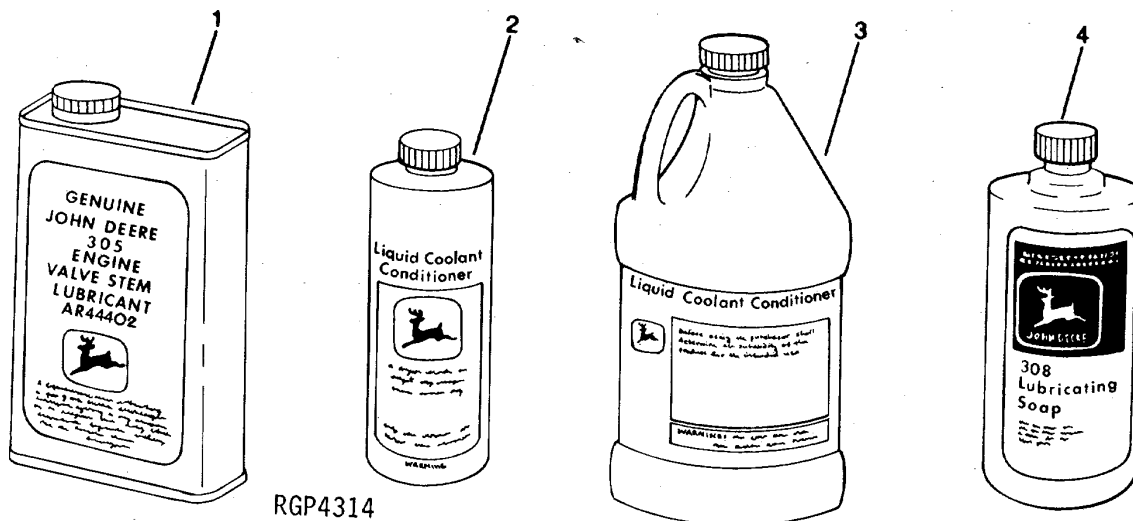
MISCELLANEOUS VEHICLE

LABELS AND DECALS

KEY	PART NO.	PART NAME	QTY	SERIAL NO.	REMARKS
0	37H131	SCREW	2		3.556 X 9.525 MM (0.140" X 3/8")
1	T159888	LABEL	1		ENGLISH (START-STOP OPERATION)
2	T146664	SAFETY SIGN	1		(CAUTION - FRONT WINDOW LOCK)
3	T163313	LABEL	1		(LIFT CAPACITY CHART)
4	T146668	SAFETY SIGN	1		(WARNING - AVOID CRUSHING)
5	T159887	SAFETY SIGN	1		ENGLISH (CAUTION)
6	T146667	SAFETY SIGN	1		(DANGER - ELECTROCUTION)
7	T159842	LABEL	1		(RIGHT CONTROL LEVER - SAE PATTERN) (WHITE BACKGROUND)
	T159843	LABEL	1		(RIGHT CONTROL LEVER - JOHN DEERE PATTERN) (YELLOW BACKGROUND)
8	T159841	LABEL	1		(LEFT CONTROL LEVER - SAE PATTERN) (WHITE BACKGROUND)
	T159844	LABEL	1		(LEFT CONTROL LEVER - JOHN DEERE PATTERN) (YELLOW BACKGROUND)
12	T157809	SAFETY SIGN	1		(IMPORTANT - BREAK WINDOW FOR SECONDARY EXIT)
13	T160538	LABEL	2		(LEAPING DEERE)
14	T166676	LABEL	1		(DEERE - ON COUNTERWEIGHT)
15	T145893	SAFETY SIGN	2		(STAY CLEAR)
16	T166678	LABEL	2		(DEERE - ON BOOM)
17	JD5909	REFLECTOR	2		(RED REFLECTOR TAPE)
18	T166756	LABEL	1		(DIESEL ONLY)
19	T101942	LABEL	1		(HYDRAULIC OIL)
20	P63448	DECAL	1		(PUMP BLEED INFORMATION)
21	T146102	LABEL	1		(BYPASS START)
22	R56902	LABEL	1		(DRY AIR CLEANER)
23	T166608	LABEL	1		(PERIODIC MAINTENANCE)
24	T149983	LABEL	1		(IMPORTANT - OIL LEVEL)
25	T152657	SAFETY SIGN	1		(CAUTION - RADIATOR)
30	T166681	LABEL	1		(MODEL DESIGNATION - RIGHT REAR)
31	T163314	LABEL	1		(MODEL DESIGNATION - LEFT REAR)
34	H21259	MAT	26		(ANTI-SKID TAPE)
35	H21259	MAT	2		(ANTI-SKID TAPE)
37	T147009	LABEL	1		(RESERVOIR COVER)
38	T138886	LABEL	1		(HYDRAULIC LEVER LOCK)
39	AT155730	LABEL	1		(IGNITION KEY SWITCH)
40	AT155729	LABEL	1		(EITHER AID/MOTION CANCEL)
41	T161729	DECAL	1		(WINDOW GUARD INSTALLATION)
42	T132599	LABEL	1		(ENGINE OIL SAMPLE VALVE)
43	T132600	LABEL	1		(HYDRAULIC OIL SAMPLE VALVE)
44	T184000	LABEL	1		(CAUTION - SOUND)

RGP4314 -UN-01JAN94

COOLANT CONDITIONER AND ENGINE PART LUBRICANTS



RGP4314

VALVE STEM LUBRICANT

KEY	PART NO.	PART NAME	QTY	SERIAL NO.	REMARKS
1	AR44402	OIL	1	0.9 L (1 QT.)	

COOLANT CONDITIONER

KEY	PART NO.	PART NAME	QTY	SERIAL NO.	REMARKS
2	TY16004	ENGINE COOLANT CONDITIONER	1	0.472 L (16 OZ.) (PHOSPHATE - FREE)	
3	TY16005	ENGINE COOLANT CONDITIONER	1	1.9 L (1/2 GAL.) (PHOSPHATE - FREE)	

OTHER LUBRICANTS

KEY	PART NO.	PART NAME	QTY	ENGINE SERIAL NO.	REMARKS
4	AR54749	LUBRICANT	1	0.9 L (1 QT.)	
	AT66865	LUBRICANT	1	(ELECTRICAL CONNECTIONS) (NOT SHOWN)	


KITS

(NOT ILLUSTRATED)

KEY	PART NO.	PART NAME	QTY	ENGINE SERIAL NO.	REMARKS
..	AR41785	KIT	1		CONTAINS 0.9 L (1 QT.) (OFF-SEASON STORAGE)
..	AR21969	KIT	1		(DUST CAP/COVER KIT)
..	DS0251	KIT	1		(COOLANT SCAN TEST)
..	IPSKIT1	KIT	1		(OIL SCAN TEST)
..	DS0557	VALVE	1		(SAMPLING SYSTEM)
..	TY16423	INDICATOR	1		(COOLANT EYE - FILL/FLUSHING)

RGP3291 -UN-01JAN94

TORQ-GARD SUPREME AND PLUS-50 ENGINE OIL



RGP 3291

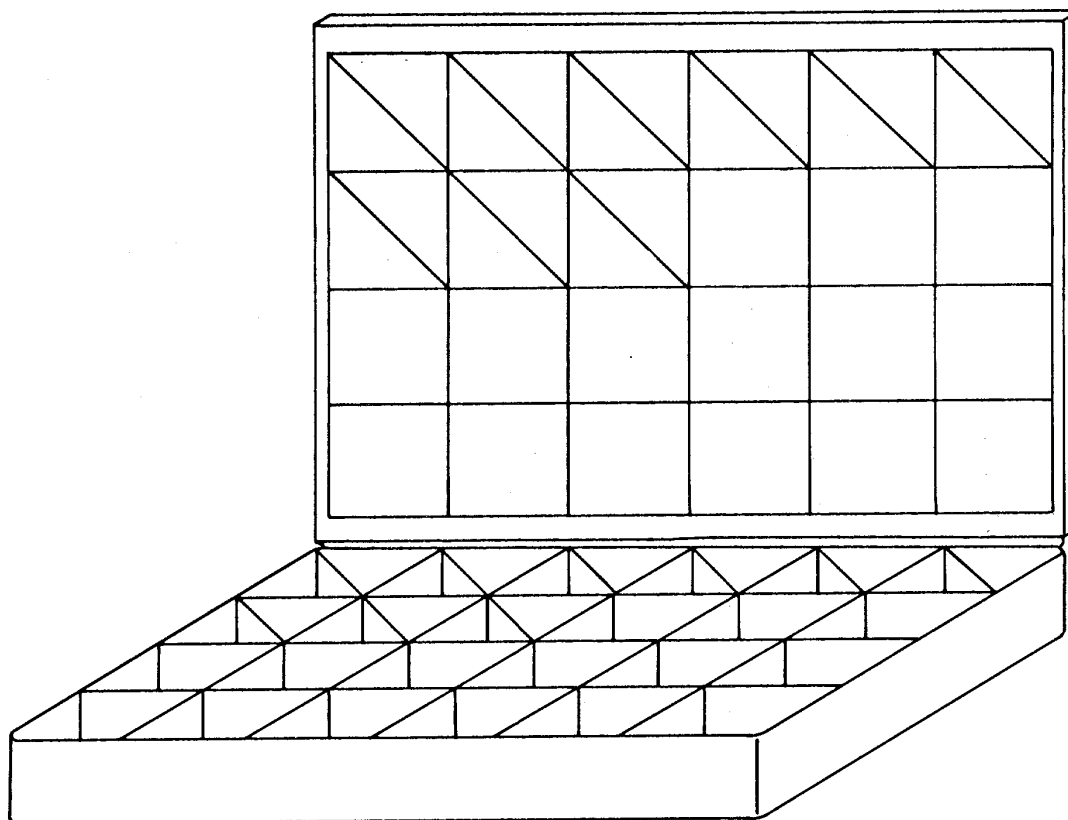
TORQ-GARD SUPREME ENGINE					
KEY	PART NO.	PART NAME	QTY	SERIAL NO.	REMARKS
1	TY22064	OIL	1	(SAE 5W/30), 0.9L (1 QUART)	
	TY22065	OIL	1	(SAE 5W/30), 19L (5 GALLON)	
	TY22066	OIL	1	(SAE 5W/30), 208L (55 GALLON)	
	TY6364	OIL	1	(SAE 10W/30), 0.9 L (1 QUART) (BREAKIN)	
	TY6389	OIL	1	(SAE 15W/40), 0.9 L (1 QUART)	
	TY6390	OIL	1	(SAE 15W/40), 19 L (5 GALLON)	
	TY22010	OIL	1	(SAE 15W/40), 114 L (30 GALLON)	
	TY6391	OIL	1	(SAE 15W/40), 208 L (55 GALLON)	
	TY22067	OIL	1	(SAE 10W), .9L (1 GALLON)	
	TY22068	OIL	1	(SAE 10W), 19L (5 GALLON)	
	TY22069	OIL	1	(SAE 10W), 208L (55 GALLON)	
	TY22070	OIL	1	(SAE 30W), 0.9L (1 GALLON)	
	TY22073	OIL	1	(SAE 30W), 19L (5 GALLON)	
	TY6280	OIL	1	(SAE 30W), 114 L (30 GALLON)	
	TY22074	OIL	1	(SAE 30W), 208L (55 GALLON)	

TORQ-GARD PLUS-50 ENGINE						
KEY	PART NO.	PART NAME	QTY	SERIAL NO.	REMARKS	
2	TY6389	OIL	1	(SAE 15W/40), 0.9 L (1 QUART)		
	TY22008	OIL	1	(SAE 15W/40), 3.8 L (1 GALLON)		
	TY6390	OIL	1	(SAE 15W/40), 19 L (5 GALLON)		
	TY22010	OIL	1	(SAE 15W/40), 113.6 L (30 GALLON)		
	TY6391	OIL	1	(SAE 15W/40), 208 L (55 GALLON)		
	TY6392	OIL	1	(SAE 30W), 0.9 L (1 QUART)		
	TY22007	OIL	1	(SAE 30W), 3.8 L (1 GALLON)		
	TY6393	OIL	1	(SAE 30W), 19 L (5 GALLON)		
	TY22011	OIL	1	(SAE 30W), 113.6 L (30 GALLON)		
	TY6394	OIL	1	(SAE 30W), 208 L (55 GALLON)		
	..	TY22041	OIL	1	(SAE 10W/30), 3.8 L (1 GALLON) (FACTORY SPEC BREAKIN)	
	..	TY22042	OIL	1	(SAE 10W/30), 208 L (55 GALLON) (FACTORY SPEC. BREAKIN)	

TP25066

-UN-01JAN94

METRIC O-RING KIT



TP25066

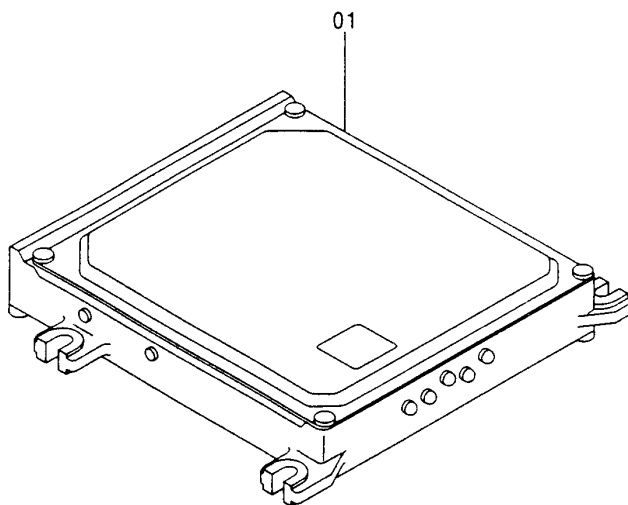
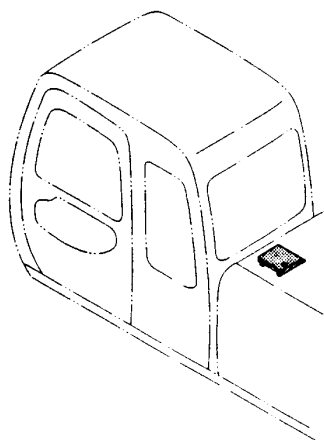
MISCELLANEOUS VEHICLE

METRIC O-RING KIT

KEY	PART NO.	PART NAME	QTY	SERIAL NO.	REMARKS
..	CH11436	O-RING	5		
..	CH11569	PACKING	5		
..	CH11570	O-RING	5		
..	CH11571	PACKING	5		
..	CH11572	PACKING	2		
..	CH12329	PACKING	5		
..	CH14634	O-RING	5		17.800 X 2.400 MM (0.701" X 0.094")
..	CH14701	O-RING	5		
..	CH17167	O-RING	2		9.800 X 1.900 MM (0.386" X 0.075")
..	CH19111	O-RING	5		
..	M800650	PACKING	10		
..	M800893	PACKING	5		
..	TH100044	O-RING	5		34.400 X 3.100 MM (1.354" X 0.122") (SUB FOR TH100044 OR T32587)
..	TH100055	O-RING	10		23.700 X 3.500 MM (0.933" X 0.138")
..	TH100136	O-RING	5		27.700 X 3.500 MM (1.091" X 0.138")
..	TH102706	O-RING	2		39.700 X 3.500 MM (1.563" X 0.138") (SUB FOR TH100856)
..	TH101300	O-RING	5		29.400 X 3.100 MM (1.157" X 0.122")
..	TH101490	O-RING	2		7.800 X 1.900 MM (0.307" X 0.075")
..	TH101926	O-RING	5		28.700 X 3.500 MM (1.130" X 0.138")
..	U17409	O-RING	5		26.619 X 2.946 MM (1.048" X 0.116") (SUB FOR TH102730)
..	TH102992	O-RING	2		39.400 X 3.100 MM (1.551" X 0.122")
..	TH103446	O-RING	2		3.800 X 1.900 MM (0.150" X 0.075")
..	TH103574	O-RING	5		21.800 X 2.400 MM (0.858" X 0.094")
..	TH104634	O-RING	2		37.700 X 3.500 MM (1.484" X 0.138")
..	TH104930	O-RING	2		29.700 X 3.500 MM (1.169" X 0.138")
..	T59014	O-RING	5		24.994 X 3.531 MM (63/64" X 0.139")
..	T74492	O-RING	5		44.100 X 3.100 MM (1.736" X 0.122")
..	T110590	PACKING	5		
..	T110593	PACKING	5		
..	U10778	O-RING	5		16.358 X 2.210 MM (0.644" X 0.087")
..	U46489	O-RING	10		17.800 X 2.400 MM (0.701" X 0.094")
..	AT130157	O-RING KIT	1		

TP59112 -UN-29APR98

CONTROLLER



TP59112

ELECTRICAL SYSTEM

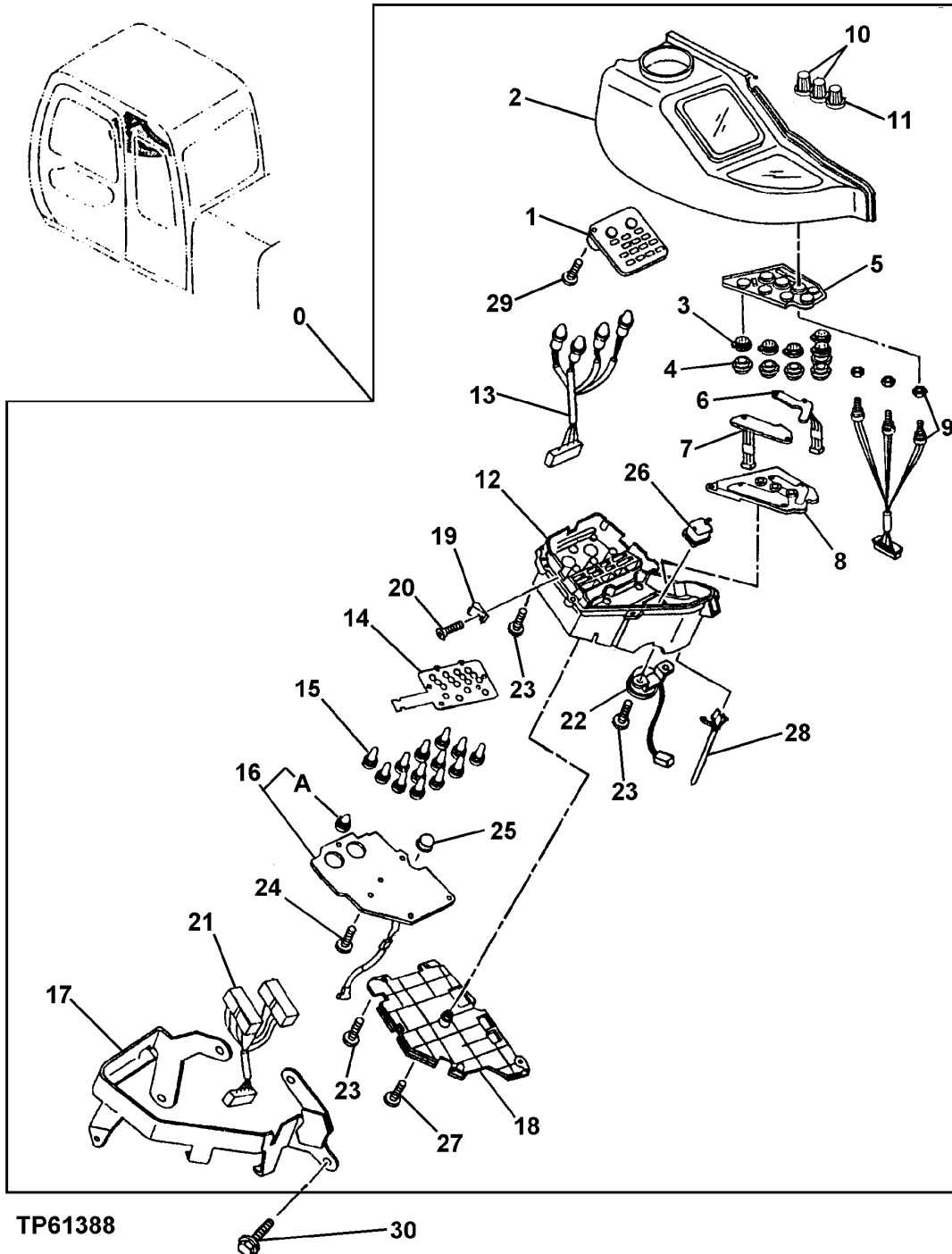
CONTROLLER

KEY	PART NO.	PART NAME	QTY	SERIAL NO.	REMARKS
1	AT250049	VEHICLE CONTROLLER	1		

TP61388

-UN-09NOV98

MONITOR



TP61388

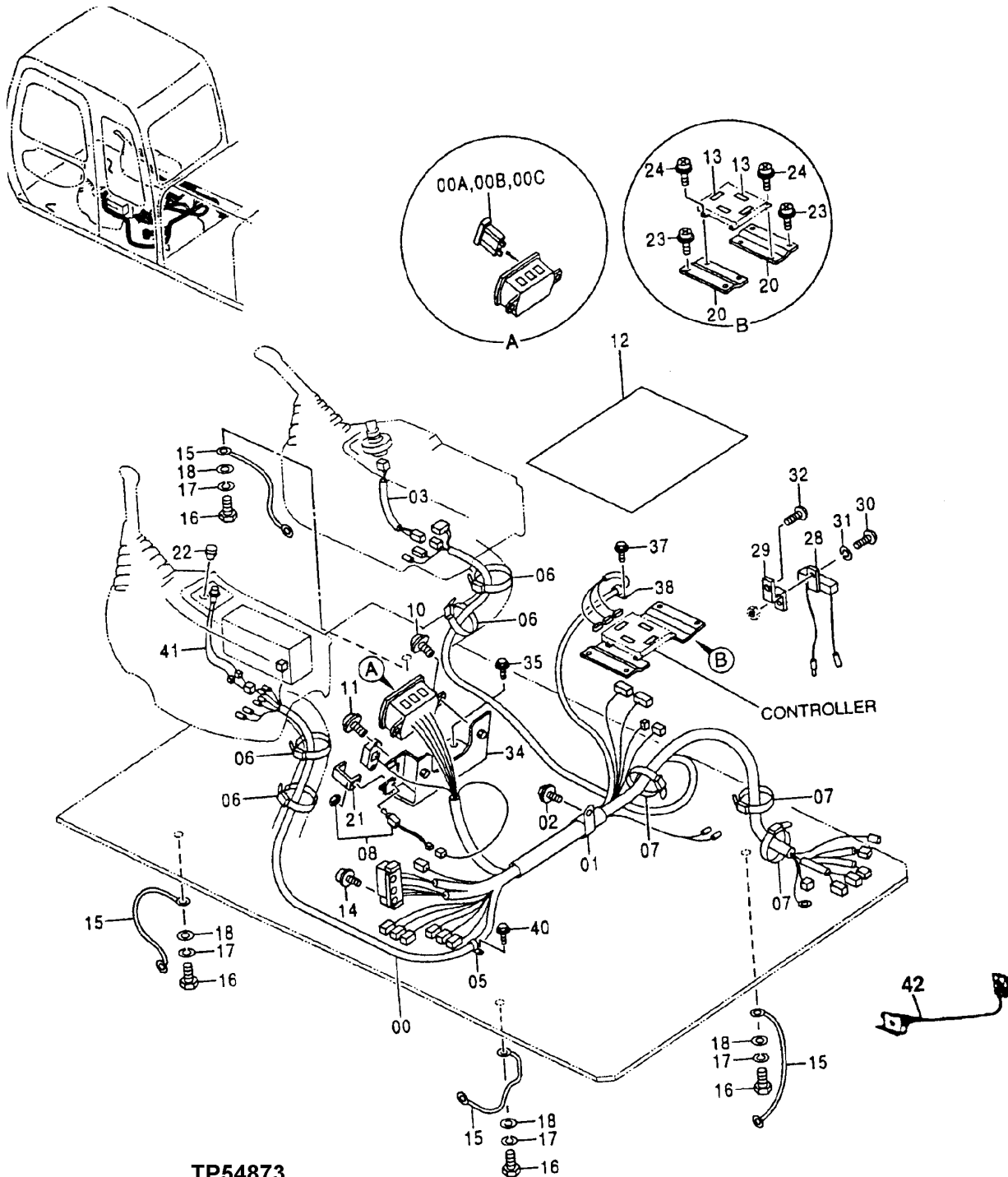
ELECTRICAL SYSTEM

MONITOR

KEY	PART NO.	PART NAME	QTY	SERIAL NO.	REMARKS
0	AT183626	MONITOR	1		
1	AT218130	PANEL	1		(WARM UP COMPLETE, FUEL GAUGE, E MODE, AUTO IDLE, HYDRAULIC OIL LEVEL LIGHT, PREHEAT LIGHT, AIR FILTER RESTRICTION INDICATOR LIGHT, FUEL LEVEL LIGHT, OVERHEAT LIGHT, ALTERNATOR LIGHT, ENGINE OIL PRESSURE LIGHT, ENGINE OIL LEVEL LIGHT, COOLANT LEVEL LIGHT, HP MODE, COOLANT TEMPERATURE GAUGE)
2	AT217829	HOUSING	1		
3	AT214177	PUSH BUTTON	5		
4	AT213826	RETAINER	5		
5	AT214178	COVER	1		
6	AT214179	CIRCUIT BOARD	1		(WARNING BUZZER CANCEL, WORK MODE AND WORK MODE INDICATOR LIGHTS)
7	AT214180	CIRCUIT BOARD	1		(LEVEL CHECK, WINDSHIELD WASHER AND AUTO IDLE)
8	AT214181	SUPPORT	1		(SWITCH PANEL) (SWITCHES FOR HEADLIGHT, WORK LIGHT, WIPERS AND 2 SPEED PROPEL)
9	AT214182	MONITOR WIRING HARNESS	1		
10	AT214183	KNOB	2		(WORK LIGHT AND WIPER SWITCHES)
11	AT214184	KNOB	1		(TRAVEL MODE SWITCH)
12	AT214185	HOUSING	1		
13	AT214186	WIRING HARNESS	1		(INDICATOR LIGHT) (INCLUDES BULBS FOR HP MODE, E MODE, AUTO IDLE MODE, AND WARM UP INDICATOR)
14	AT214187	CIRCUIT BOARD	1		(RIBBON CIRCUIT) (FOR INDICATOR LIGHTS)
15	AT214188	LAMP	13		(INDICATOR)
16	AT214189	CIRCUIT BOARD	1		(MONITOR CONTROLLER)
16A	AT214188	LAMP	1		
17	AT214191	BRACKET	1		
18	AT214192	COVER	1		
19	AT214193	NUT	2		
20	AT214194	SCREW	2		
21	AT214195	WIRING HARNESS	1		(INCLUDES TWO RESISTORS FOR FUEL GAUGE AND COOLANT TEMPERATURE GAUGE)
22	AT214196	AUDIBLE WARNING ALARM	1		
23	AT213817	SCREW	19		
24	AT214201	SET SCREW	6		
25	CAP	1		
26	CAP	1		
27	AT155616	SCREW	1		
28	AT214202	CLAMP	1		
29	AT214203	SET SCREW	1		
30	19M7932	CAP SCREW	4	M8 X 16	
	12M7065	LOCK WASHER	4	8.100 MM (0.319")	

TP54873 -UN-10JUN97

ELECTRIC PARTS



TP54873

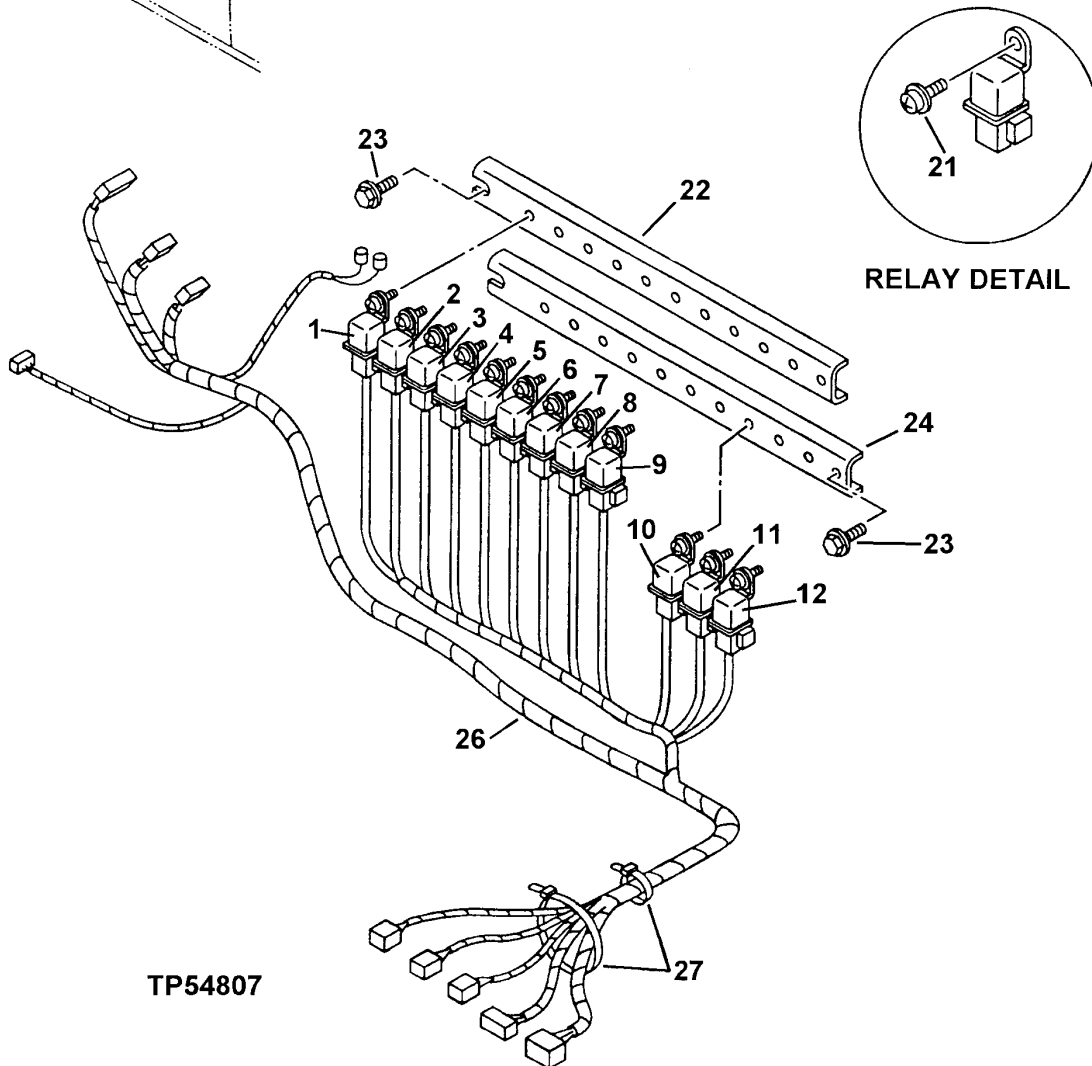
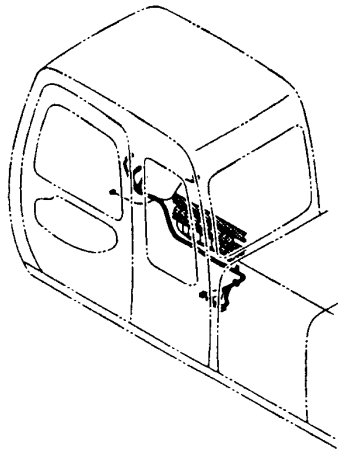
ELECTRICAL SYSTEM

ELECTRIC PARTS

KEY	PART NO.	PART NAME	QTY	SERIAL NO.	REMARKS
0	AT215475	WIRING HARNESS	1		
0A	57M7125	FUSE	8	5 AMP	
0B	57M7121	FUSE	8	10 AMP	
0C	57M7120	FUSE	3	20 AMP	
1	TH109598	CLIP	1		
2	19M7402	CAP SCREW	1	M10 X 25	
	12M7066	LOCK WASHER	1	10.200 MM (0.402")	
	24M7028	WASHER	1	10.500 X 20 X 2 MM (0.413" X 0.787" X 0.079")	
3	AT154955	WIRING HARNESS	1		
5	TH108598	CLIP	1		
6	H77698	TIE BAND	4		
7	H77698	TIE BAND	3		
8	AT213984	SWITCH	1		
10	19M7077	CAP SCREW	2	M6 X 20	
	12M7006	LOCK WASHER	2	6.100 MM (0.240")	
	24M7293	WASHER	2	6.500 X 13 X 1.600 MM (0.256" X 0.512" X 0.063")	
11	AT156974	SCREW	2		
12	AT213792	COVER	1		
13	AT214022	TAPE	4		
14	AT200012	SCREW, WITH WASHER	2		
15	WIRING HARNESS	4		
16	19M8324	CAP SCREW	4	M10 X 16	
17	12M7066	LOCK WASHER	4	10.200 MM (0.402")	
18	24M7028	WASHER	4	10.500 X 20 X 2 MM (0.413" X 0.787" X 0.079")	
20	AT214408	BRACKET	2		
21	AT214036	BRACKET	1		
22	AT215503	CAP	1		
23	AT161039	SCREW	4		
24	AT213607	SCREW, WITH WASHER	4		
28	AT155250	RESISTOR	1	(ALTERNATOR EXITATION)	
29	AT215559	STRAP	1		
30	AT155253	SCREW	1		
31	12M7063	LOCK WASHER	1	4.100 MM (0.161")	
32	21M7246	SCREW	1	M6 X 16	
	12M7006	LOCK WASHER	1	6.100 MM (0.240")	
	24M7105	WASHER	1	6 X 12 X 1.600 MM (0.236" X 0.472" X 0.063")	
34	AT215606	BRACKET	1		
35	19M7881	SCREW	2	M8 X 20	
	12M7065	LOCK WASHER	2	8.100 MM (0.319")	
	24M7055	WASHER	2	8.400 X 16 X 1.600 MM (0.331" X 0.630" X 0.063")	
37	19M7923	CAP SCREW	1	M6 X 12	
	12M7006	LOCK WASHER	1	6.100 MM (0.240")	
	24M7054	WASHER	1	6.400 X 12 X 1.600 MM (0.252" X 0.472" X 0.063")	
38	AT215502	CLIP	1		
40	19M7402	CAP SCREW	1	M10 X 25	
	12M7066	LOCK WASHER	1	10.200 MM (0.402")	
	24M7028	WASHER	1	10.500 X 20 X 2 MM (0.413" X 0.787" X 0.079")	
41	AT215573	SWITCH	1		
42	AT179050	WIRING HARNESS	1	(9 FT EXTENSION) (TO CAB CONNECTOR)	
	AT179051	WIRING HARNESS	1	(15 FT EXTENSION) (TO CAB CONNECTOR)	

TP54807 -UN-30MAY97

ELECTRIC PARTS



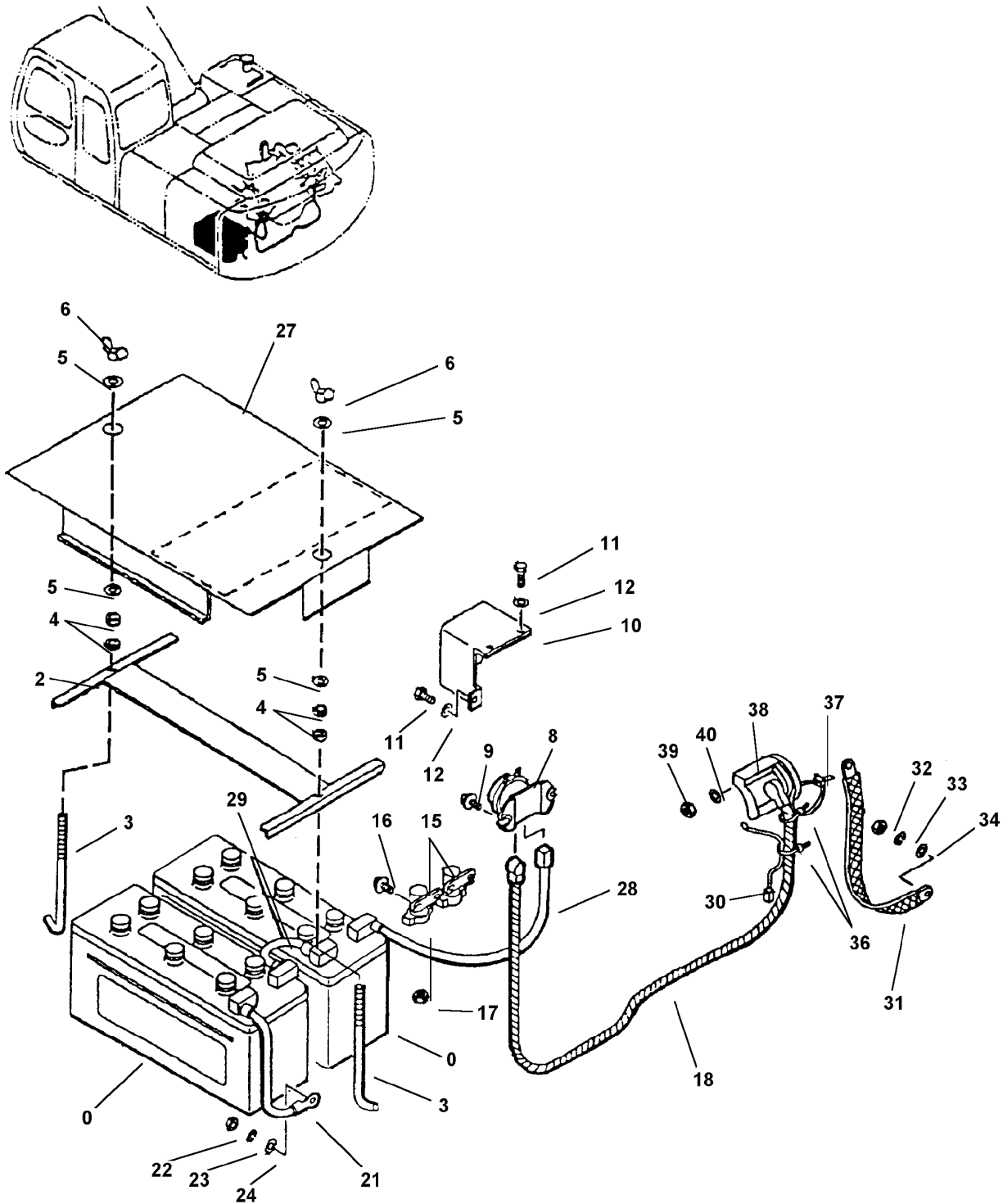
ELECTRICAL SYSTEM

ELECTRIC PARTS

KEY	PART NO.	PART NAME	QTY	SERIAL NO.	REMARKS
1	AT154924	RELAY	1		(WIPER)
2	AT154924	RELAY	1		(WIPER)
3	AT154924	RELAY	1		(WIPER)
4	AT154924	RELAY	1		(WIPER)
5	AT154924	RELAY	1		(HORN)
6	AT154924	RELAY	1		(WORK LIGHT)
7	AT154924	RELAY	1		(WORK LIGHT)
8	AT154924	RELAY	1		(WINDSHIELD WASHER)
9	AT154924	RELAY	1		(LOAD DUMP)
10	AT154924	RELAY	1		(AIR CONDITIONER)
11	AT154924	RELAY	1		(AIR CONDITIONER)
12	AT154924	RELAY	1		(AIR CONDITIONER)
21	TH104056	BOLT	12		M6 X 14
	12M7006	LOCK WASHER	12		6.100 MM (0.240")
	24M7293	WASHER	12		6.500 X 13 X 1.600 MM (0.256" X 0.512" X 0.063")
22	AT214362	BRACKET	1		
23	19M7932	CAP SCREW	4		M8 X 16
24	AT214362	BRACKET	1		(SUB FOR AT214372)
26	AT215083	WIRING HARNESS	1		
27	H77698	TIE BAND	2		

TP66750 -UN-21OCT99

ELECTRIC PARTS



TP66750

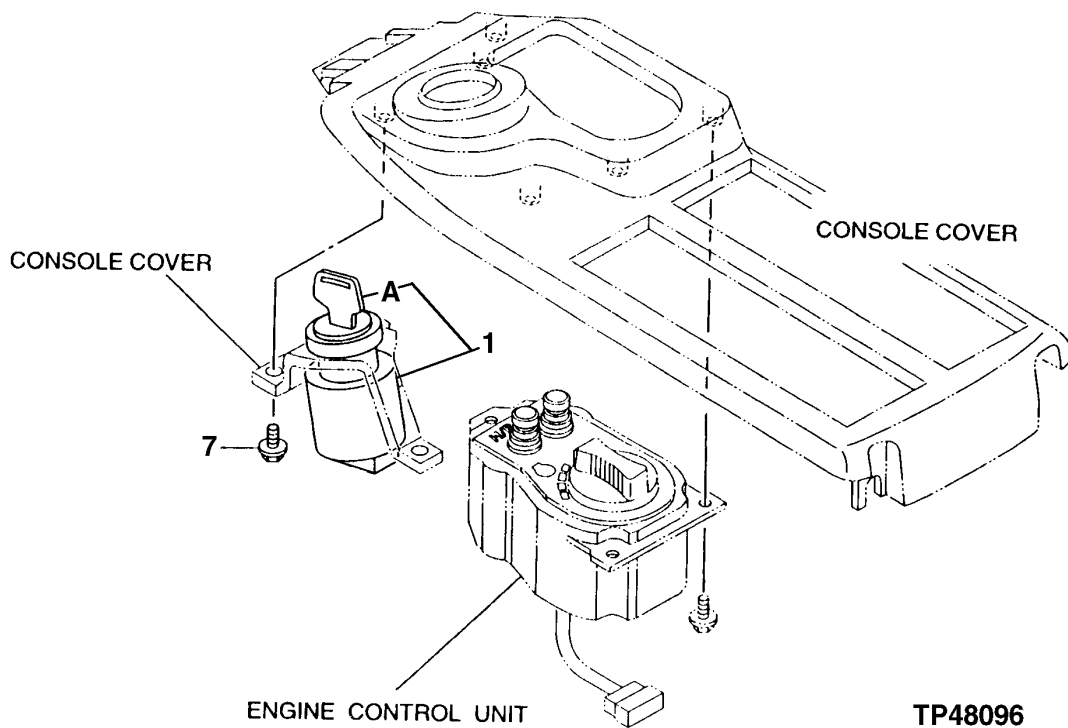
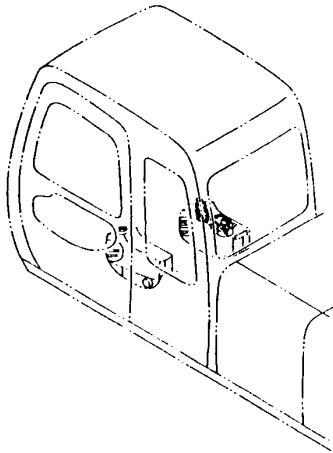
ELECTRICAL SYSTEM

ELECTRIC PARTS

KEY	PART NO.	PART NAME	QTY	SERIAL NO.	REMARKS
0	TY23020	BATTERY	2		(SUB FOR AT175966) (REPLACEMENT BATTERY)
2	AT219489	SUPPORT	1		
3	AT155273	HOOK BOLT	2		
4	14M7274	NUT	4	M10	
5	24M7028	WASHER	4	10.500 X 20 X 2 MM (0.413" X 0.787" X 0.079")	
6	14M7025	WING NUT	2	M10	
8	AT154229	RELAY	1		(BATTERY)
9	19M7513	CAP SCREW	2	M8 X 30	
10	AT154139	COVER	1		
11	19M7932	CAP SCREW	3	M8 X 16	
	12M7065	LOCK WASHER	3	8.100 MM (0.319")	
12	24M7055	WASHER	3	8.400 X 16 X 1.600 MM (0.331" X 0.630" X 0.063")	
15	AT145341	RELAY	2		(ALSO REQUIRES (2) 14M7165 FOR EACH RELAY)
	14M7165	LOCK NUT	2	M6	
16	19M7077	CAP SCREW	4	M6 X 20	
	12M7006	LOCK WASHER	4	6.100 MM (0.240")	
	24M7293	WASHER	4	6.500 X 13 X 1.600 MM (0.256" X 0.512" X 0.063")	
17	14M7272	NUT	4	M6	
18	AT250141	CABLE	1		(STARTER TO BATTERY RELAY)
21	AR45925	CABLE	1	482.600 MM (19")	(GROUND STRAP)
22	14M7274	NUT	1	M10	
23	12M7066	LOCK WASHER	1	10.200 MM (0.402")	
24	24M7028	WASHER	1	10.500 X 20 X 2 MM (0.413" X 0.787" X 0.079")	
27	AT219488	COVER	1		
28	AT250086	CABLE	1		(BATTERY TO BATTERY RELAY)
29	AT213948	CABLE	1		(BATTERY TO BATTERY)
30	AT155617	WIRING HARNESS	1		(STARTER)
31	AT38449	GROUND CABLE	1		
32	14M7274	NUT	1	M10	
33	12M7066	LOCK WASHER	1	10.200 MM (0.402")	
34	24M7028	WASHER	1	10.500 X 20 X 2 MM (0.413" X 0.787" X 0.079")	
36	H77698	TIE BAND	2		
37	H77698	TIE BAND	1		
38	COVER	1		(SUB RE41759) (STARTER)
39	14H631	NUT	1	4.826 MM (0.190")	
40	12M7060	WASHER	1	5.300 MM (0.209")	

TP48096 -UN-12AUG96

ELECTRIC PARTS



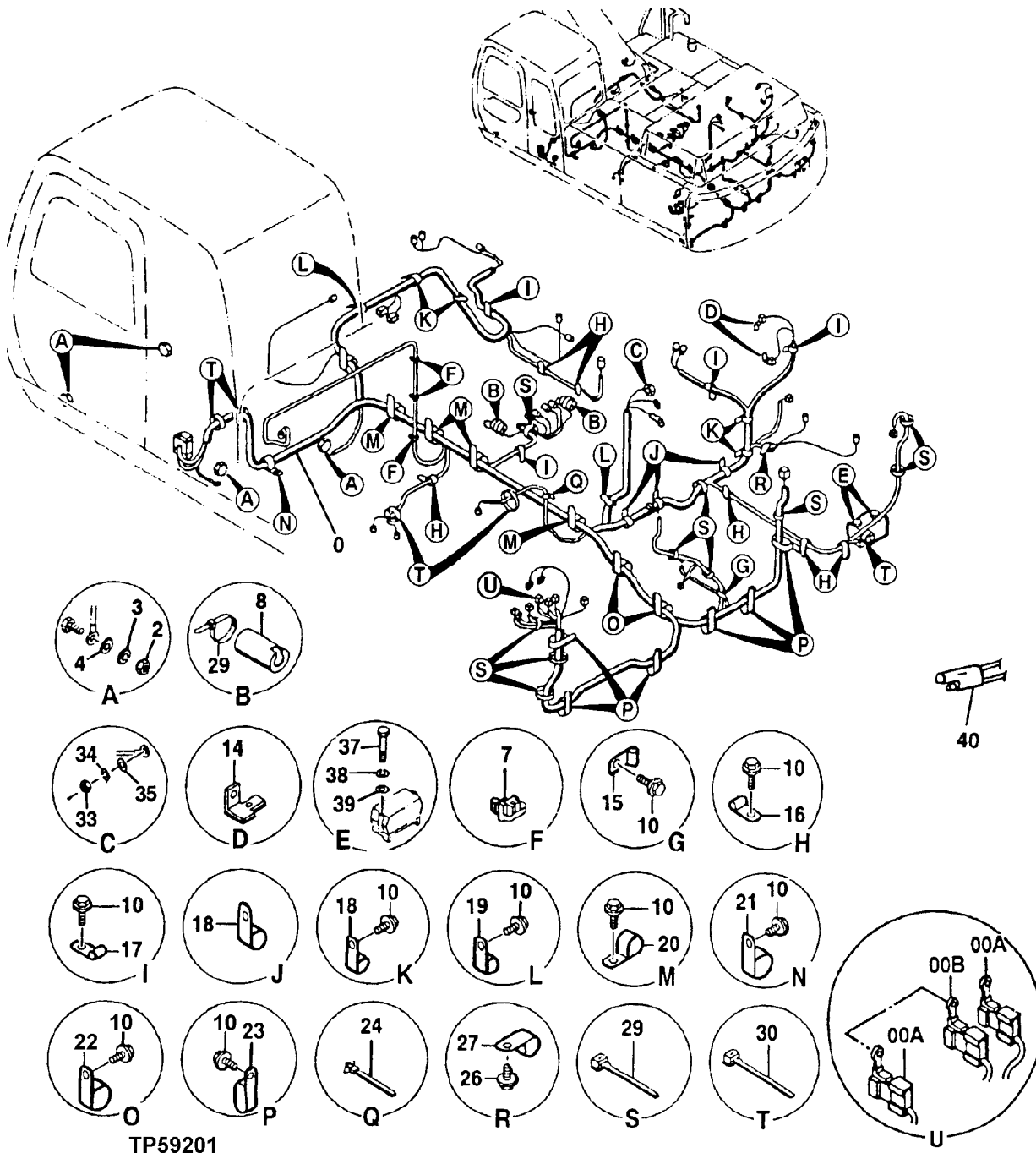
ELECTRICAL SYSTEM

ELECTRIC PARTS

KEY	PART NO.	PART NAME	QTY	SERIAL NO.	REMARKS
1	AT154992	SWITCH	1		
1A	AT147803	KEY	1		
7	21M7265	SCREW	3	M5 X 12	
	24M7027	WASHER	3	5.300 X 10 X 1 MM (0.209" X 0.394" X 0.039")	
	12M7064	LOCK WASHER	3	5.100 MM (0.201")	

TP59201 -UN-07JUL98

ELECTRIC PARTS



ELECTRICAL SYSTEM

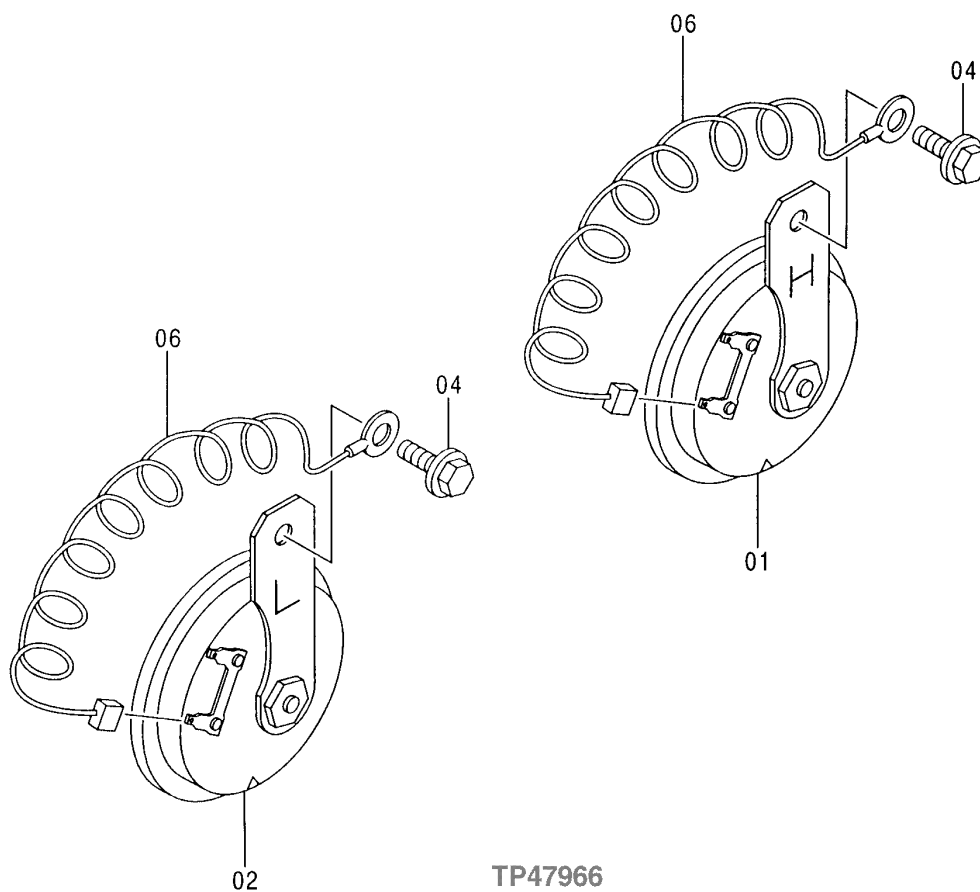
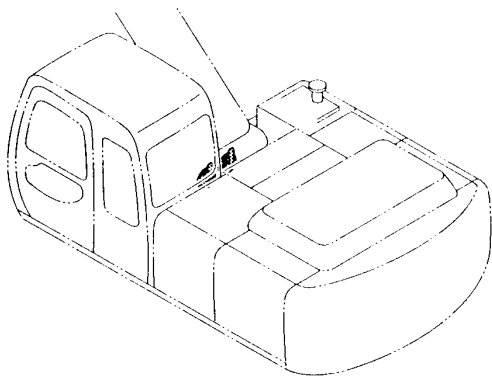
ELECTRIC PARTS

KEY	PART NO.	PART NAME	QTY	SERIAL NO.	REMARKS
0	AT219500	WIRING HARNESS	1		
0A	AT160982	FUSE	2		(FUSIBLE LINK - 40 AMP - GREEN)
0B	AT200499	FUSE	1		(FUSIBLE LINK - 60 AMP - YELLOW)
0C	AT179476	DIODE	1		(NOT ILLUSTRATED) (COMPONENT OF MAIN WIRE HARNESS) (PLASTIC CONNECTOR CONTAINS 5 DIODES) (1-KEYSWITCH, 1-SWING STOP CUSHION SOLENOID, 1-GRIP SOLENOID, 1-FUEL SHUTOFF SOLENOID, 1-OPTIONAL EQUIPMENT)
2	14M7274	NUT	4		M10
3	12M7066	LOCK WASHER	4		10.200 MM (0.402")
4	24M7028	WASHER	4		10.500 X 20 X 2 MM (0.413" X 0.787" X 0.079")
7	AT213895	CLIP	3		
8	TH108591	CAP	2		
10	12M7066	LOCK WASHER	AR		10.200 MM (0.402")
	19M7938	CAP SCREW	AR		M10 X 20
14	AT154243	BRACKET	2		
15	TH110498	CLIP	2		
16	TH109649	CLIP	7		
17	TH108598	CLIP	4		
18	TH108460	CLIP	7		
19	TH108458	CLIP	3		
20	TH108459	CLIP	4		
21	AT121321	HOSE CLAMP	1		
22	T24432	CLAMP	2		
23	TH108793	CLIP	6		
24	AT154928	CLIP	1		
26	19M8425	CAP SCREW	1		M6 X 16
	12M7006	LOCK WASHER	1		6.100 MM (0.240")
27	AT154911	CLAMP	1		
29	H77698	TIE BAND	12		
30	H77698	TIE BAND	5		
33	14M7297	NUT	1		M5
34	12M7064	LOCK WASHER	1		5.100 MM (0.201")
35	24M7027	WASHER	1		5.300 X 10 X 1 MM (0.209" X 0.394" X 0.039")
37	19M8456	CAP SCREW	2		M8 X 100
38	12M7065	LOCK WASHER	2		8.100 MM (0.319")
39	24M7055	WASHER	2		8.400 X 16 X 1.600 MM (0.331" X 0.630" X 0.063")
40	AT172578	WIRING HARNESS	1		(DIODE) (USED TO PROTECT AGAINST VOLTAGE SPIKES)

TP47966

-UN-21MAY96

HORN



TP47966

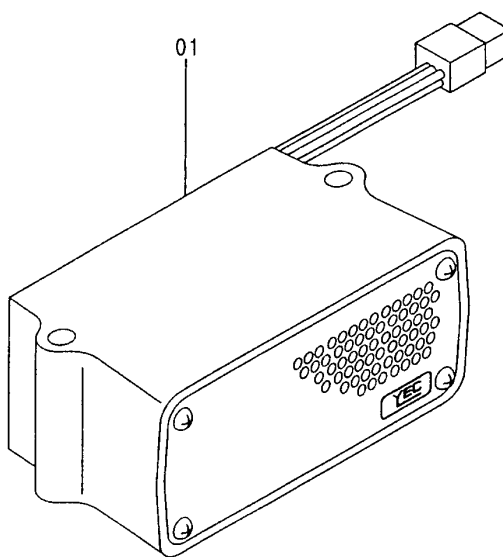
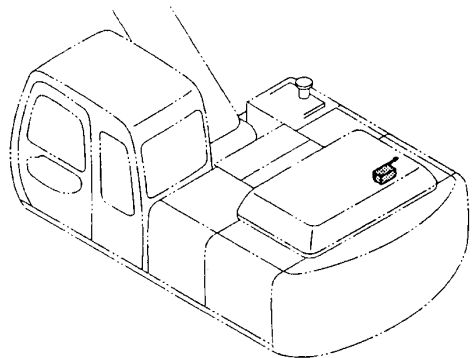
ELECTRICAL SYSTEM

HORN

KEY	PART NO.	PART NAME	QTY	SERIAL NO.	REMARKS
1	AT64237	HORN	1		
2	AT64237	HORN	1		
4	12M7065	LOCK WASHER	2		8.100 MM (0.319")
	19M7407	CAP SCREW	2		M8 X 25
	24M7055	WASHER	2		8.400 X 16 X 1.600 MM (0.331" X 0.630" X 0.063")
6	AT154213	WIRING HARNESS	2		

TP48101 -UN-05AUG96

TRAVEL MOTION ALARM



TP48101

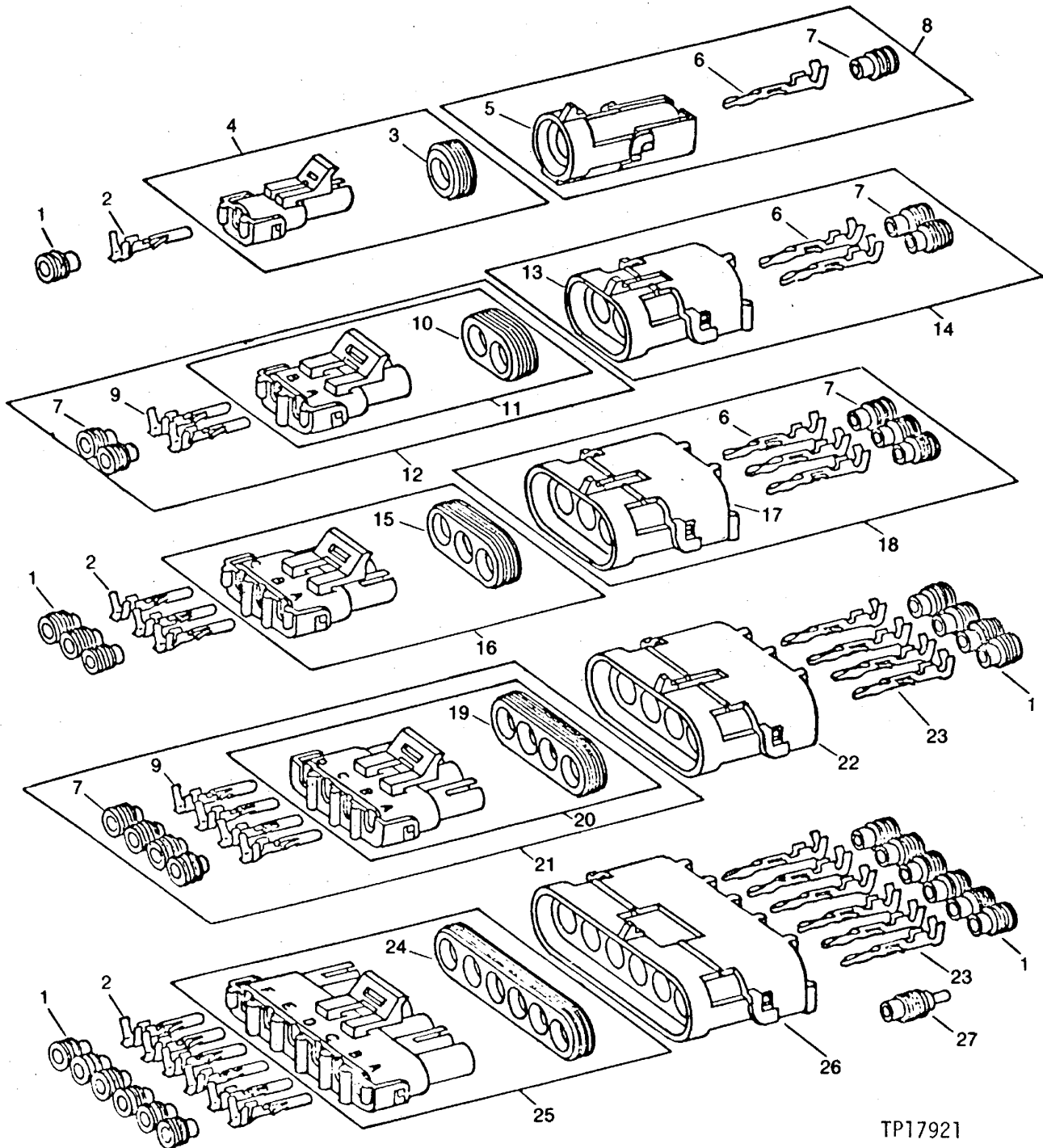
ELECTRICAL SYSTEM

TRAVEL MOTION ALARM

KEY	PART NO.	PART NAME	QTY	SERIAL NO.	REMARKS
1	AT154966	ALARM SYSTEM	1		

TP17921 -UN-01JAN94

WEATHERPACK TERMINALS AND CONNECTORS



TP17921

ELECTRICAL SYSTEM

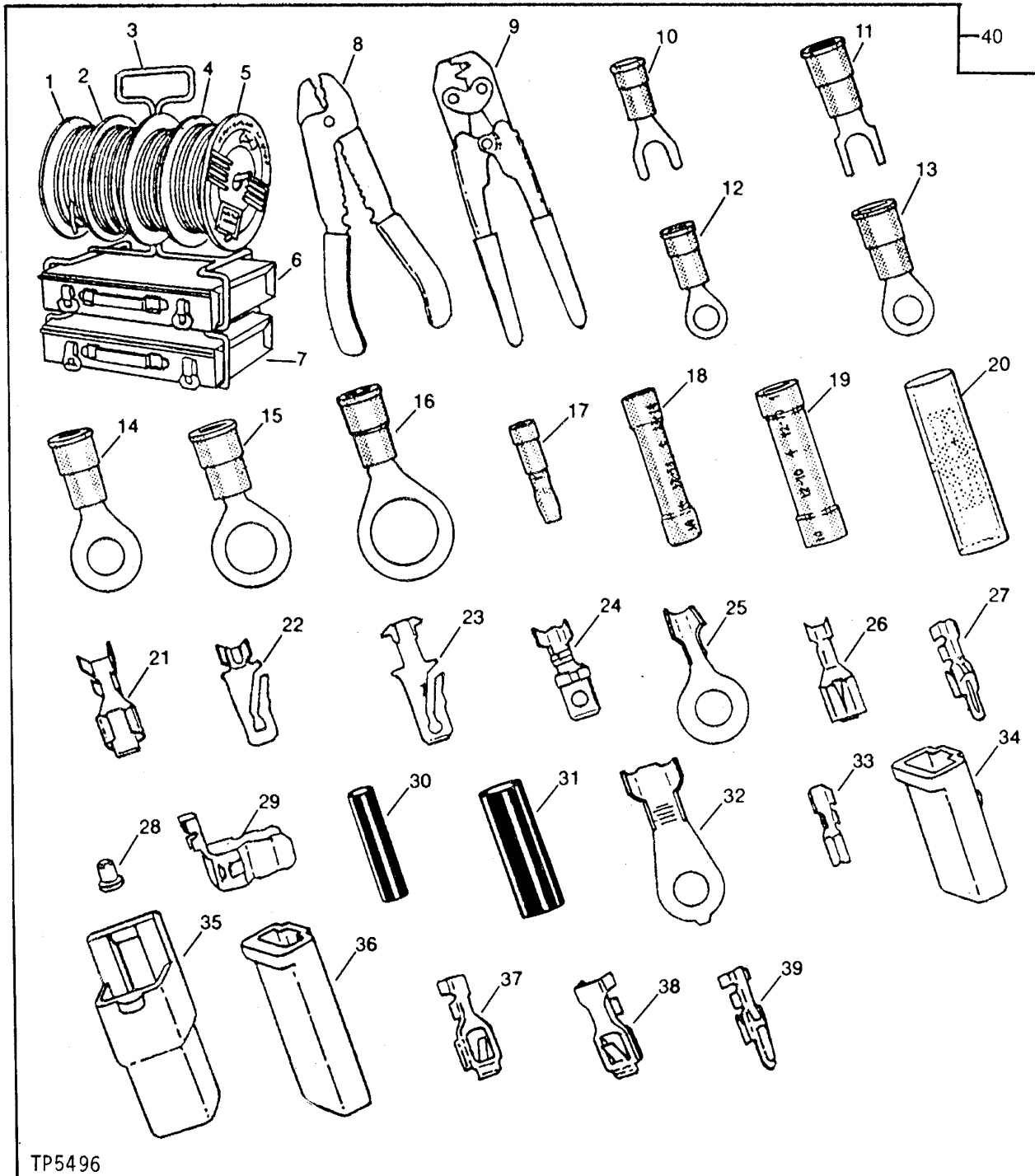
WEATHERPACK TERMINALS AND CONNECTORS

KEY	PART NO.	PART NAME	QTY	SERIAL NO.	REMARKS
1	R78063	TERMINAL NIPPLE	1		(PKG. OF 40) (16 GA. WIRE) (GRAY)
	R78059	ELECTRICAL PLUG	1		(PKG. OF 40) (18 OR 20 GA. WIRE) (GREEN)
	R78062	TERMINAL NIPPLE	1		(PKG. OF 40) (14 GA. WIRE) (BLUE)
2	R78057	SOCKET CONTACT	1		(PKG. OF 40) (18 OR 20 GA. WIRE) (NO. 19)
	R78060	SOCKET CONTACT	1		(PKG. OF 40) (14 OR 16 GA. WIRE) (NO. 15)
3	R78047	SEAL	1		(PKG. OF 5)
4	RE12362	CONNECTOR	1		(PKG. OF 3)
5	R78052	PIN CONTACT CONNECTOR BODY	1		(PKG. OF 3)
6	R78061	PIN CONTACT	1		(PKG. OF 40) (14 OR 16 GA. WIRE) (NO. 15)
7	R78063	TERMINAL NIPPLE	1		(PKG. OF 40) (16 GA. WIRE) (GRAY)
8	RE12334	CONNECTOR	1		
9	R78060	SOCKET CONTACT	1		(PKG. OF 40) (14 OR 16 GA. WIRE) (NO. 15)
10	R78048	TERMINAL NIPPLE	1		(PKG. OF 5)
11	RE12363	CONNECTOR	1		(PKG. OF 3)
12	RE12331	CONNECTOR	1		
13	R78053	PIN CONTACT CONNECTOR BODY	1		(PKG. OF 3)
14	RE12330	CONNECTOR	1		
15	R78049	SEAL	1		(PKG. OF 5)
16	RE12364	SOCKET CONT.CONNECTOR BODY	1		(PKG. OF 3)
17	R78054	PIN CONTACT CONNECTOR BODY	1		(PKG. OF 3)
18	RE12332	CONNECTOR	1		
19	R78050	SEAL	1		(PKG. OF 5)
20	RE12365	CONNECTOR	1		(PKG. OF 2)
21	RE12333	CONNECTOR	1		
22	R78055	PIN CONTACT CONNECTOR BODY	1		(PKG. OF 2)
23	R78061	PIN CONTACT	1		(PKG. OF 40) (14 OR 16 GA. WIRE) (NO. 15)
	R78058	PIN CONTACT	1		(PKG. OF 40) (18 OR 20 GA. WIRE) (NO. 19)
24	R78051	SEAL	1		(PKG. OF 5)
25	RE12366	CONNECTOR	1		(PKG. OF 2)
26	R78056	PIN CONTACT CONNECTOR BODY	1		(PKG. OF 2)
27	R78064	ELECTRICAL PLUG	1		(PKG. OF 40)

TP5496

-UN-01JAN94

LEAD WIRE KIT



TP5496

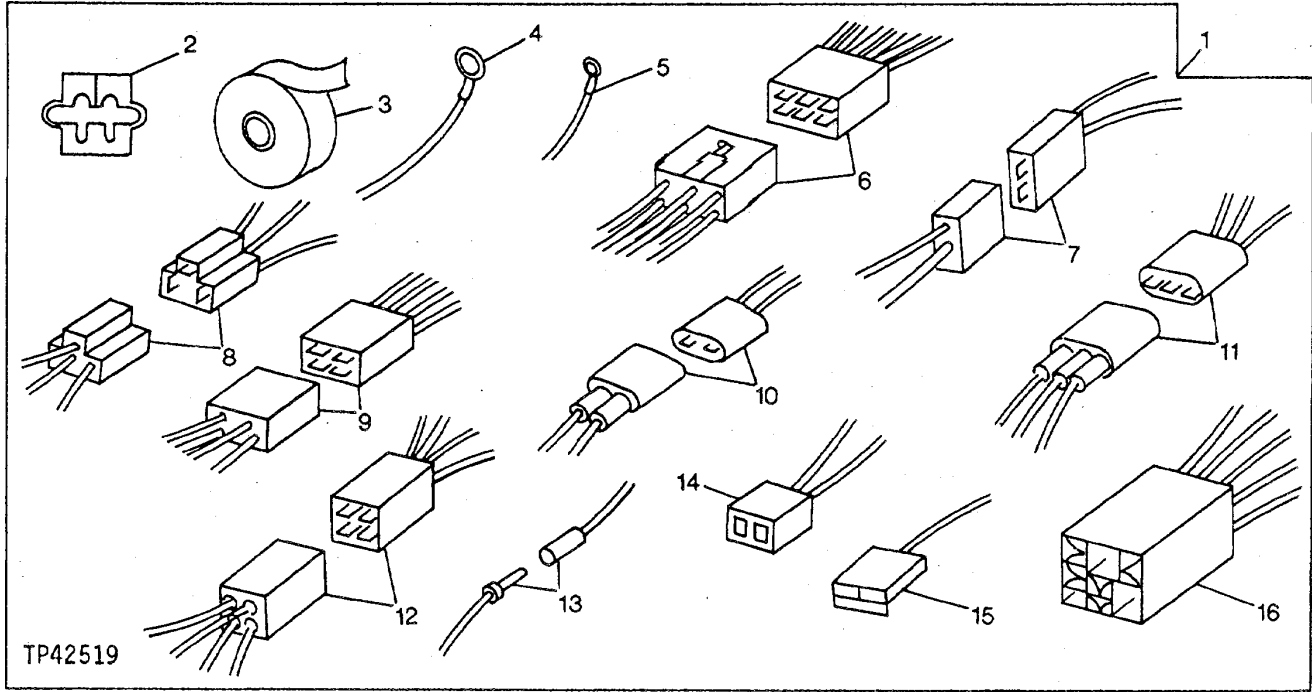
ELECTRICAL SYSTEM

LEAD WIRE KIT-CONTINUED

KEY	PART NO.	PART NAME	QTY	SERIAL NO.	REMARKS
1	R66319	WIRING LEAD	1		CABLE, PRIMARY, 14 GA., 30,480 MM (100 FT.) (1 SPOOL)
2	R65593	WIRING LEAD	1		CABLE, PRIMARY, 16 GA., 30,480 MM (100 FT.) (1 SPOOL)
3	R65608	RACK	1		
4	R66321	WIRING LEAD	1		CABLE, PRIMARY, 10 GA., 15,240 MM (50 FT.) (1 SPOOL)
5	R66320	WIRING LEAD	1		CABLE, PRIMARY, 12 GA., 30,480 MM (100 FT.) (1 SPOOL)
6	R65609	CONTAINER	1		32 COMPARTMENT
7	R65610	CONTAINER	1		11 COMPARTMENT
8	R32011	TOOL	1		WIRE STRIPPING
9	R65594	TOOL	1		WIRE CRIMPING
10	R32016	TERMINAL	1		PRIMARY, 14-16 GA., NO. 10 SPADE
11	R32017	TERMINAL	1		PRIMARY, 10-12 GA., NO. 10 SPADE
12	R32018	TERMINAL	1		PRIMARY, 14-16 GA., NO. 10 EYELET
13	R32019	TERMINAL	1		PRIMARY, 10-12 GA., NO. 10 EYELET
14	R32021	TERMINAL	1		PRIMARY, 10-12 GA., 1/4" EYELET
15	R32022	TERMINAL	1		PRIMARY, 10-12 GA., 3/8" EYELET
16	R32023	TERMINAL	1		PRIMARY, 10-12 GA., 1/2" EYELET
17	R32026	TERMINAL	1		MALE BULLETT
18	R32027	CONNECTOR	1		SPLICE, 14-16 GA.
19	R32028	TERMINAL	1		SPLICE, 10-12 GA.
20	R32029	TERMINAL	1		2-WIRE BULLETT CONNECTOR
21	R65595	TERMINAL	1		FEMALE, 10 GA.
22	R65596	TERMINAL	1		MALE, 10 GA. OR TWO 14 GA. CABLES
23	R65597	TERMINAL	1		MALE, 14-16 GA.
24	R65598	TERMINAL	1		MALE, SHORT, 14-16 GA.
25	R65599	TERMINAL	1		14-16 GA., 1/4" EYELET
26	R65600	TERMINAL	1		FEMALE, 14-16 GA.
27	R65601	TERMINAL	1		TWIN-LOCK, TWO 16 GA. CABLES
28	R65602	SOCKET CONTACT	1		BULB SOCKET, 16-18 GA.
29	R65603	TERMINAL NIPPLE	1		FUSE
30	R65604	INSULATING SLEEVE	1		14-18 GA.
31	R65605	INSULATING SLEEVE	1		8-12 GA.
32	R65606	TERMINAL	1		6-8 GA., 1/4" EYELET
33	R65607	TERMINAL	1		18-20 GA.
34	T28583	RECEPTACLE CONNECTOR BODY	1		ONE CONTACT LOCK-TYPE, MALE
35	T28585	TAB CONNECTOR BODY	1		ONE CONTACT LOCK-TYPE, FEMALE
36	U46370	CONNECTOR	1		ONE CONTACT SINGLE BODY, MALE
37	U46662	TERMINAL	1		MALE
38	U46663	TERMINAL	1		MALE
39	U46664	TERMINAL	1		MALE
40	PM797NA	KIT	1		(SUB FOR RE11154) TERMINAL AND WIRING

TP42519 -UN-01JAN94

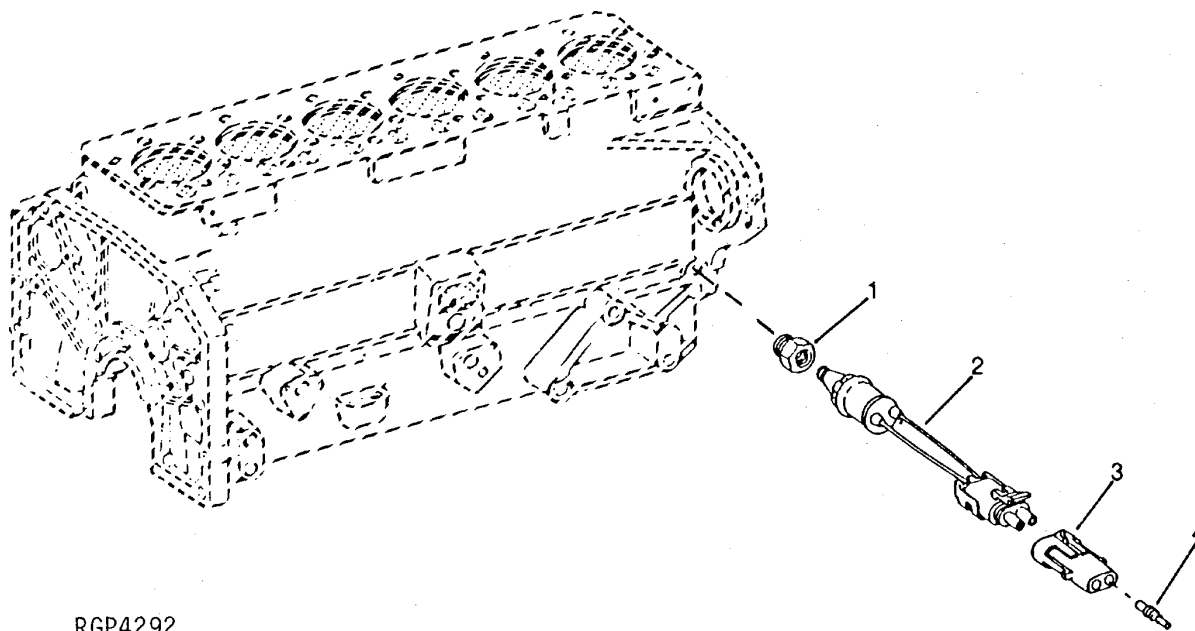
WIRING HARNESS KIT



KEY	PART NO.	PART NAME	QTY	SERIAL NO.	REMARKS
1	AT160368	KIT	1		
2	CONNECTOR	100		
3	TAPE	1		(BLACK)
4	EYELET	2		
5	EYELET	2		
6	CONNECTOR	1		(6 WIRES)
7	CONNECTOR	1		(2 WIRES)
8	CONNECTOR	1		(3 WIRES)
9	CONNECTOR	1		(4 WIRES)
10	CONNECTOR	4		(2 WIRES)
11	CONNECTOR	2		(3 WIRES)
12	CONNECTOR	1		(4 WIRES)
13	CONNECTOR	2		(BULLET)
14	CONNECTOR	3		
15	CONNECTOR	2		
16	CONNECTOR	2		(5 WIRES)

RGP4292 -UN-01JAN94

ENGINE OIL PRESSURE SWITCH

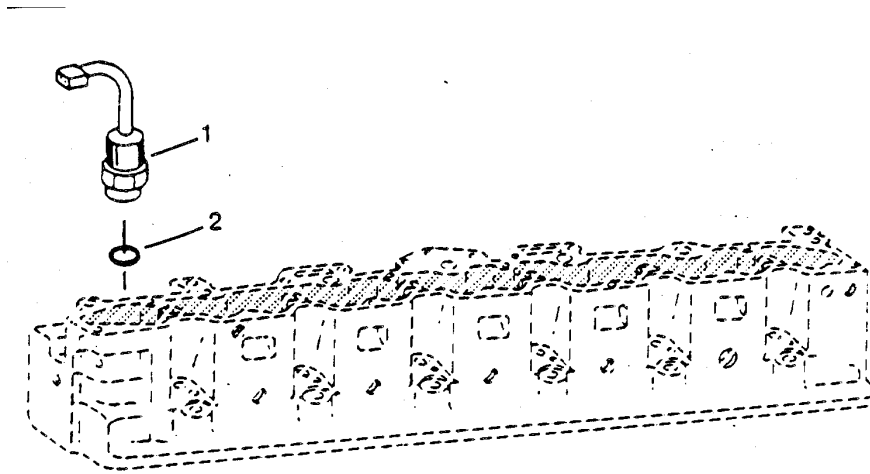


RGP4292

KEY	PART NO.	PART NAME	QTY	ENGINE SERIAL NO.	REMARKS
1	RE71255	PIPE PLUG	1		
2	AT145384	SWITCH	1	(NO. 1)	
3	R78053	PIN CONTACT CONNECTOR BODY	1		
4	R78064	ELECTRICAL PLUG	1		

RGP3534 -UN-01JAN94

ENGINE TEMPERATURE SWITCH SENSOR

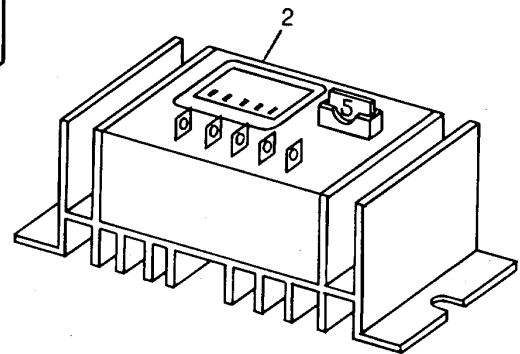
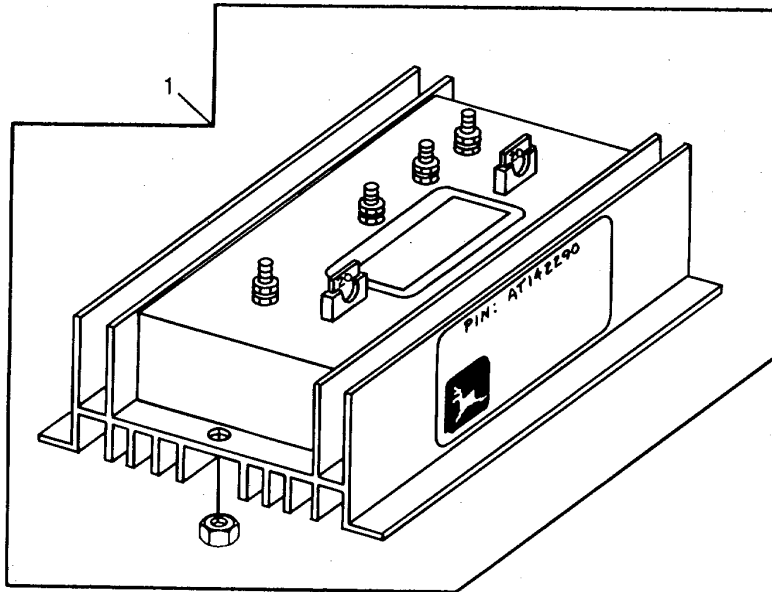


RGP3534

KEY	PART NO.	PART NAME	QTY	ENGINE SERIAL NO.	REMARKS
1	AH148278	SWITCH	1		
2	R76337	WASHER	1		
..	57M7306	CONNECTOR	1		
..	57M7309	RECEPTACLE CONNECTOR BODY	1		
..	R78064	ELECTRICAL PLUG	1		

CONVERTER
(24-VOLT TO 12-VOLT)

TP32780 -UN-01JAN94



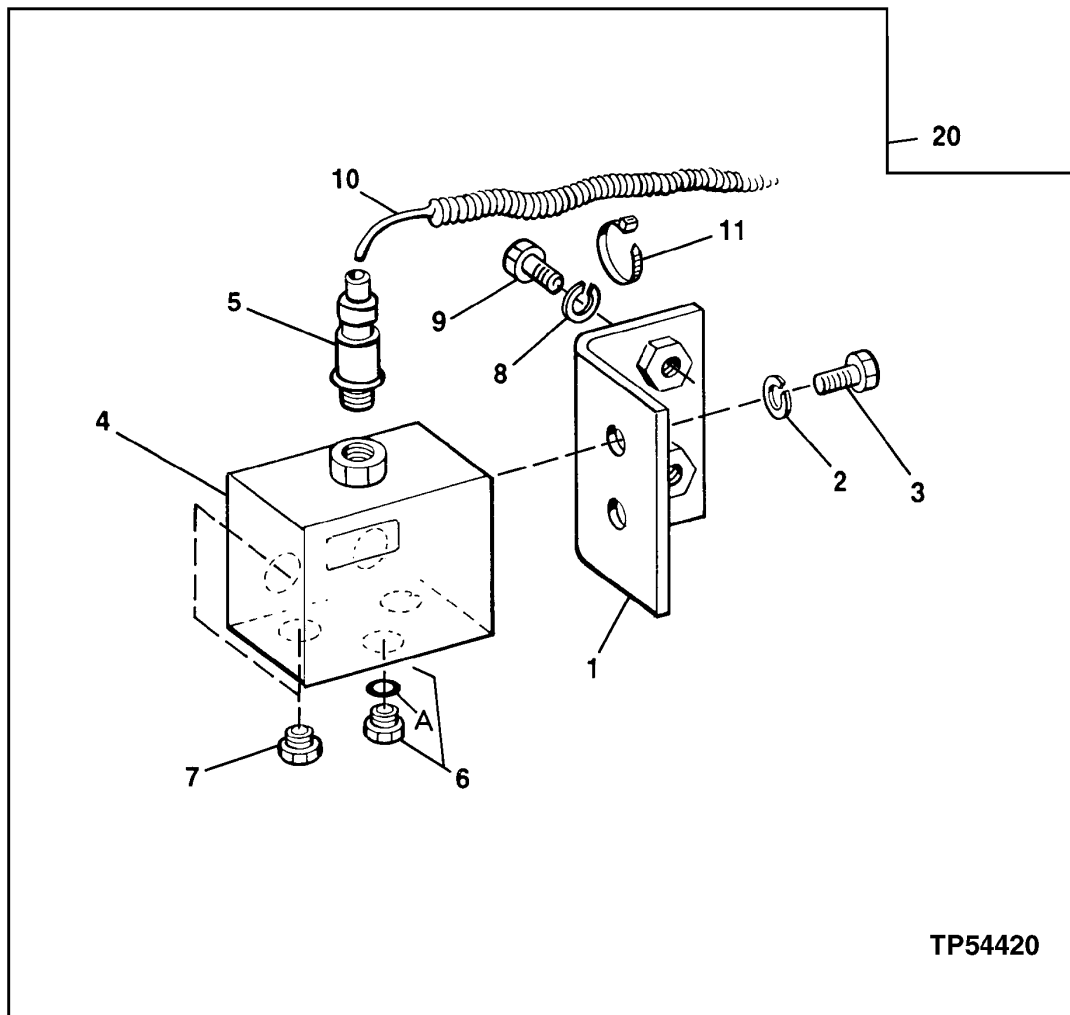
TP32780

KEY	PART NO.	PART NAME	QTY	SERIAL NO.	REMARKS
1	AT142288	CONVERTER	1		(10/20 AMP - 24/12 VOLT)
2	AT164676	CONVERTER	1		(5 AMP - 24/12 VOLT)

TP54420

-UN-20NOV96

ATTACHMENT MODE KIT



ELECTRICAL SYSTEM

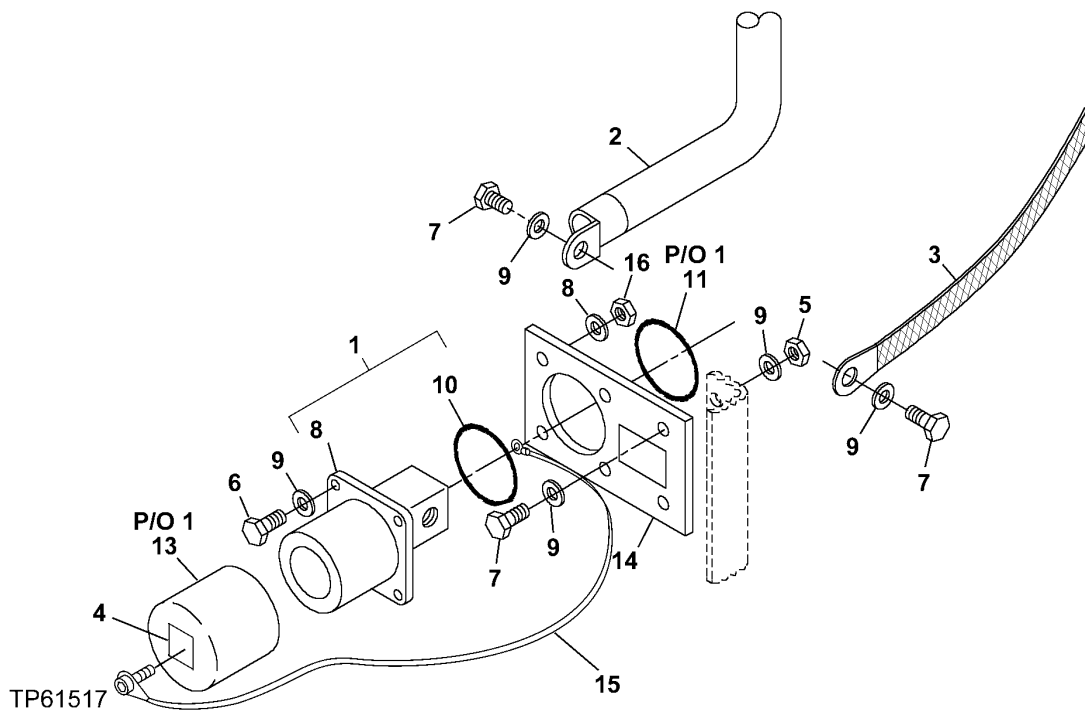
ATTACHMENT MODE KIT

KEY	PART NO.	PART NAME	QTY	SERIAL NO.	REMARKS
1	AT179453	BRACKET	1	(SUB AP33668)	
2	12M7065	LOCK WASHER	2	8.100 MM (0.319")	
3	19M7932	CAP SCREW	2	M8 X 16	
4	AT179454	VALVE	1		
5	AT213846	SWITCH	1		
6	TH102536	DRAIN PLUG	1		
6A	M800650	PACKING	1		
7	TH109285	PIPE PLUG	4		
	CH11570	O-RING	4	13.800 X 2.400 MM (0.543" X 0.094")	
8	12M7066	LOCK WASHER	2	10.200 MM (0.402")	
9	19M7662	CAP SCREW	2	M10 X 30	
10	AT179455	WIRING HARNESS	1		
11	H77698	TIE BAND	3	(USE WHERE NEEDED)	
20	AT179452	KIT	1		

ORDER REPAIR AND REPLACEMENT PARTS FROM SECTION 1671A-1674 USING JOHN DEERE CAGE CODE 1J955.

SLAVE RECEPTACLE

TP61517 -UN-21OCT99



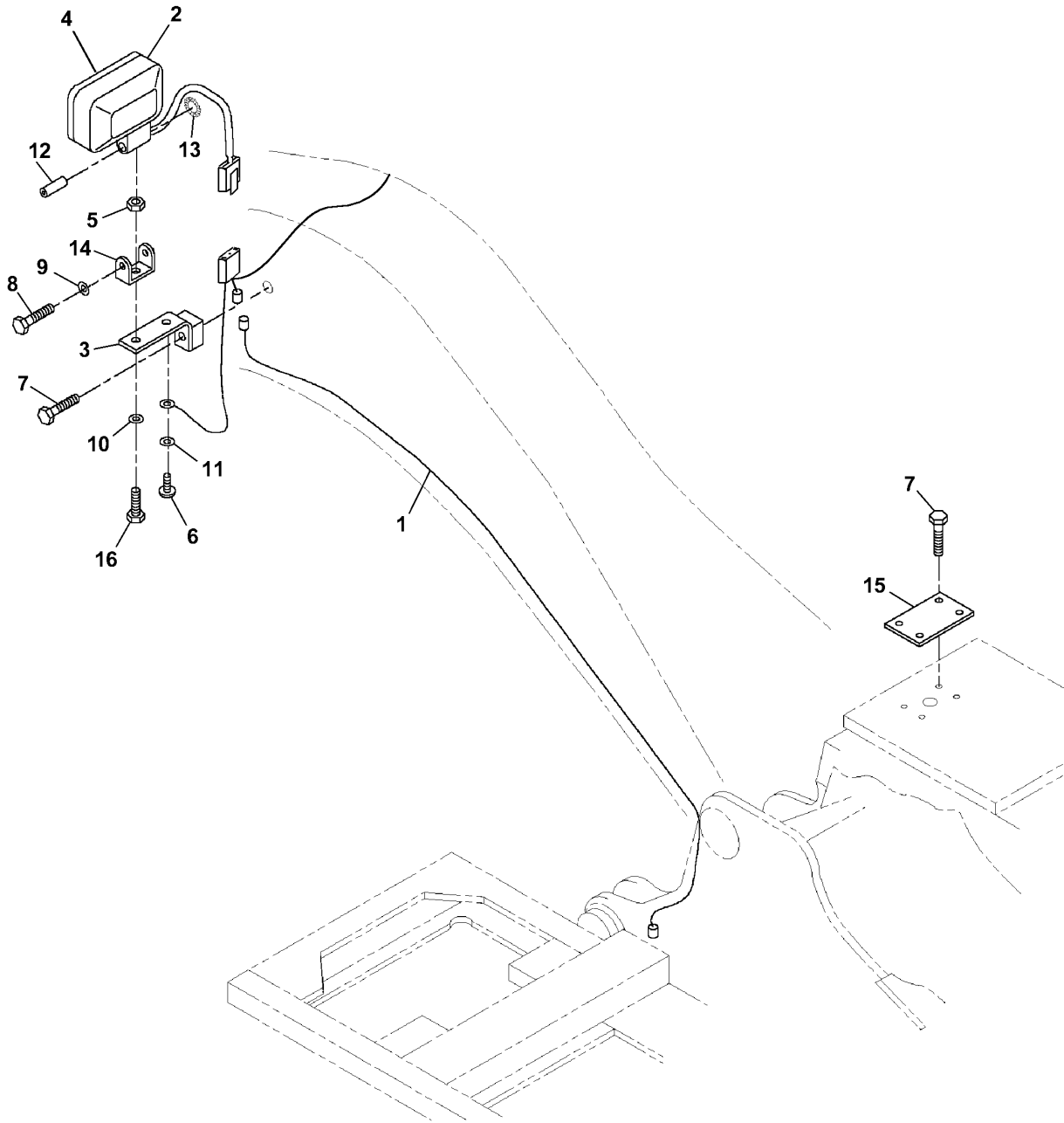
ELECTRICAL SYSTEM

SLAVE RECEPTACLE

KEY	PART NO.	PART NAME	QTY	SERIAL NO.	REMARKS
1	AT116262	ELECTRICAL PLUG	1		
2	AT117121	CABLE	1		
3	AT180124	GROUND CABLE	1		
4	T108347	LABEL	1		
5	14M7426	LOCK NUT	2	M8	
6	19M7373	CAP SCREW	4	M5 X 20	
7	19M7407	CAP SCREW	3	M8 X 25	
8	24H1290	WASHER	4	21/64" X 3/4" X 0.035"	
9	24M7207	WASHER	4	8.400 X 24 X 2 MM	
10	INSULATOR	1	(SUB AT116262)	
11	GASKET	1	(SUB AT116262)	
12	RECEPTACLE	1	(SUB AT116262)	
13	COVER	1	(SUB AT116262)	
14	T183962	PLATE	1		
15	AT189684	COVER	1		
16	T166551	NUT	4		

BOOM LIGHTS

TP61538 -UN-15APR99



TP61538

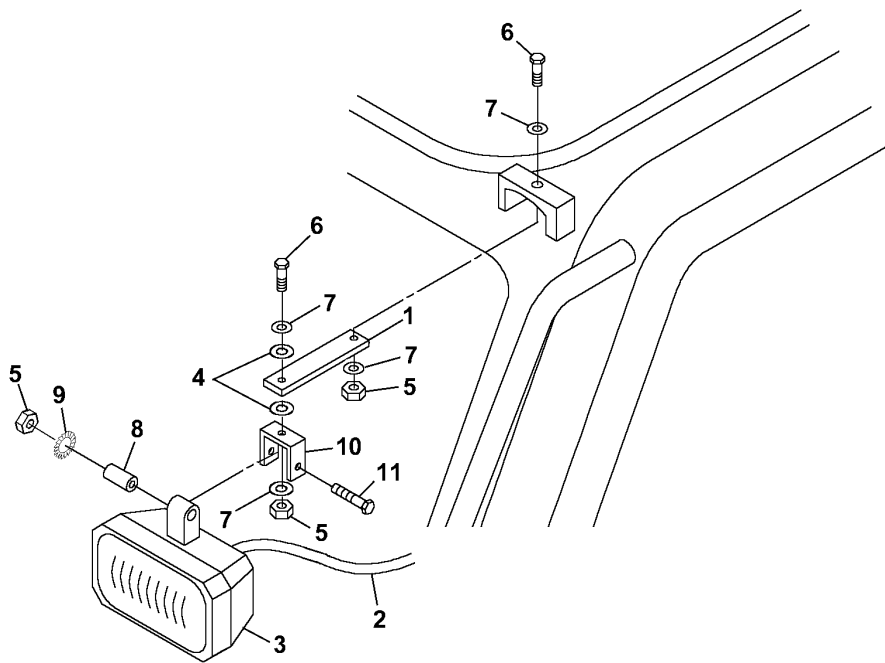
ELECTRICAL SYSTEM

BOOM LIGHTS

KEY	PART NO.	PART NAME	QTY	SERIAL NO.	REMARKS
1	AT186181	WIRING HARNESS	1		
2	AT208435	LAMP	2		
3	TH111685	BRACKET	1		
4	T166229	LAMP	1		
5	14M7426	LOCK NUT	2	M8	
6	19M7077	CAP SCREW	2	M6 X 20	
7	19M7407	CAP SCREW	5	M8 X 25	
8	19M8017	CAP SCREW	1	M12 X 20	
9	24H1211	WASHER	1	9/16" X 1-3/8" X 0.105"	
10	24H1290	WASHER	2	21/64" X 3/4" X 0.035"	
11	24M7207	WASHER	6	8.400 X 24 X 2 MM	
12	T166497	ISOLATOR	2		
13	T166498	WASHER	2		
14	T166633	SUPPORT	2		
15	T166634	PLATE	1		
16	19M7922	CAP SCREW	2	M8 X 40	

TP61539 -UN-15APR99

CAB LIGHTS



TP61539

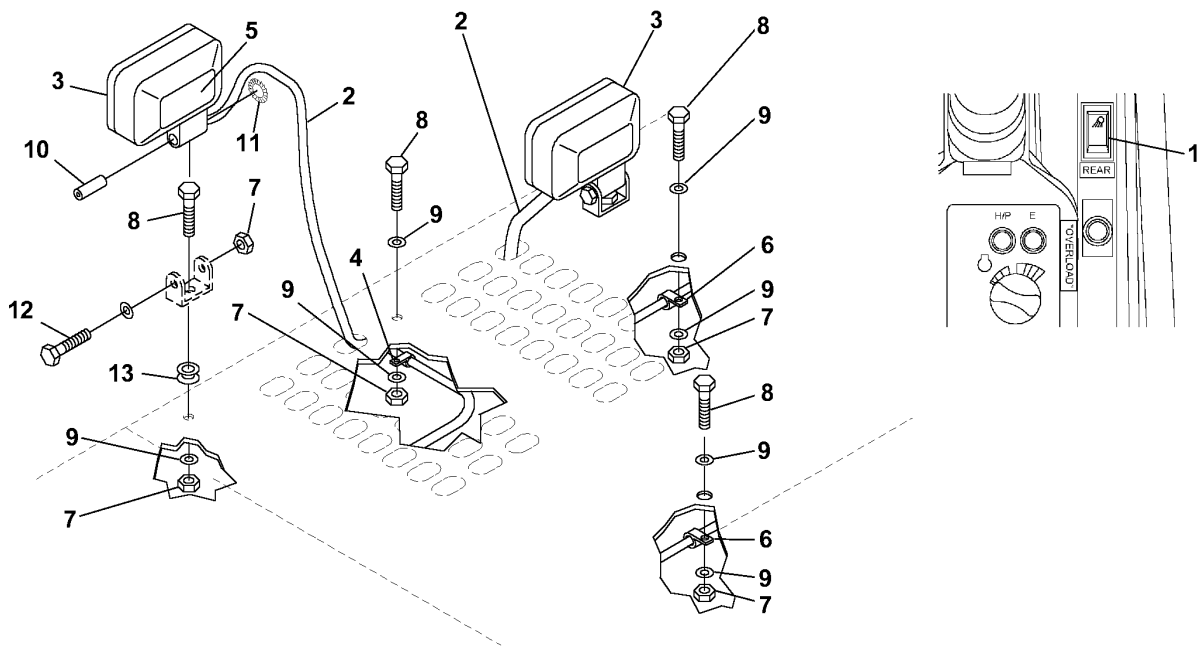
ELECTRICAL SYSTEM

CAB LIGHTS

KEY	PART NO.	PART NAME	QTY	SERIAL NO.	REMARKS
1	AT186193	BAR	2		
2	AT186199	WIRING HARNESS	1		
3	AT208435	LAMP	2		
4	T166230	CLAMP	4		
5	14M7426	LOCK NUT	6		M8
6	19M7407	CAP SCREW	6		M8 X 25
7	24M7207	WASHER	10		8.400 X 24 X 2 MM
8	T166497	ISOLATOR	2		
9	T166498	WASHER	2		
10	T166635	SUPPORT	2		
11	19M7922	CAP SCREW	2		M8 X 40

TP61540 -UN-20APR99

REAR HOOD LIGHTS



TP61540

ELECTRICAL SYSTEM

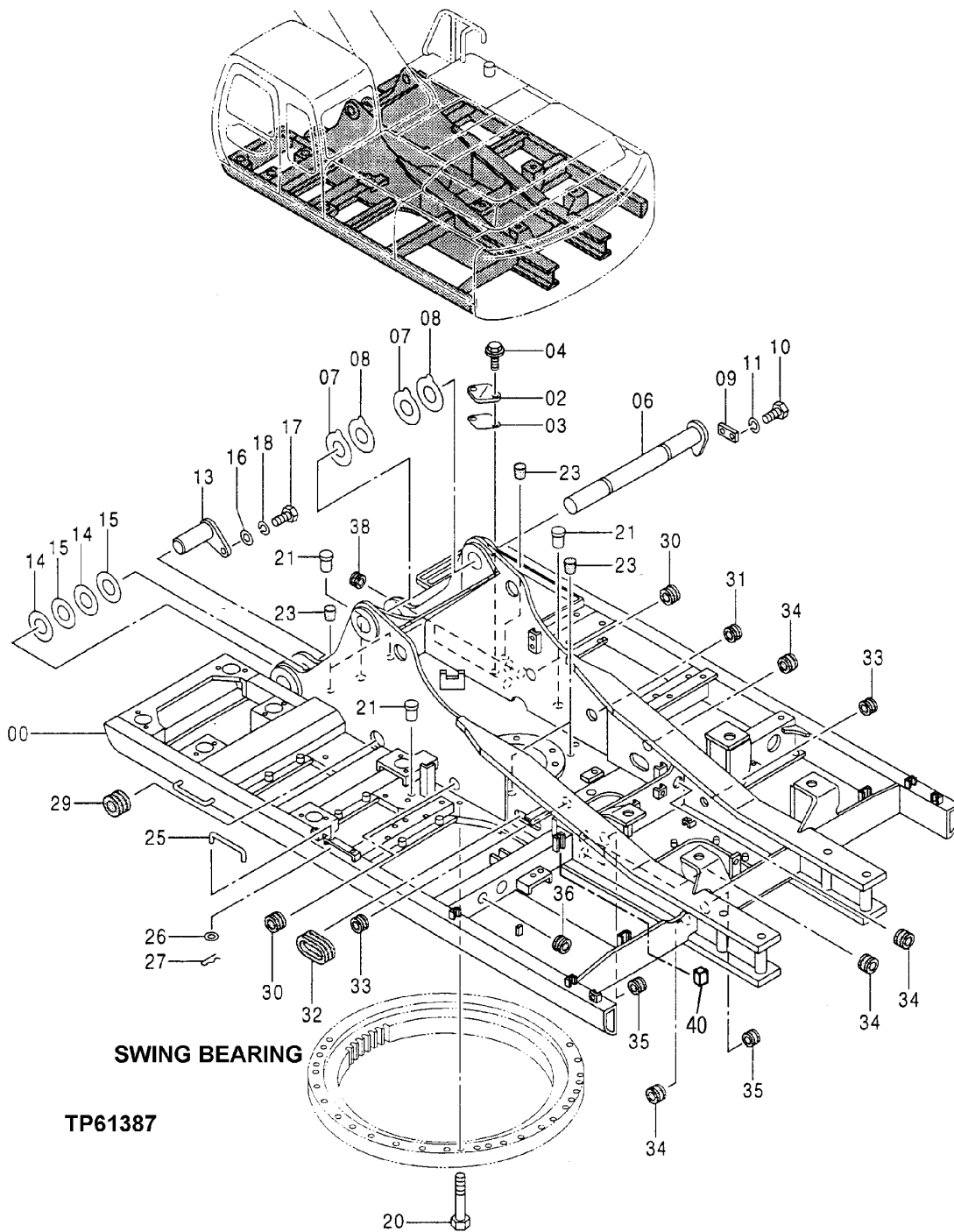
REAR HOOD LIGHTS

KEY	PART NO.	PART NAME	QTY	SERIAL NO.	REMARKS
1	AT150345	SWITCH	1		
2	AT186197	WIRING HARNESS	1		
3	AT208435	LAMP	2		
4	T166230	CLAMP	7		
5	T166231	LABEL	1		
6	T166232	CLAMP	2		
7	14M7426	LOCK NUT	5	M8	
8	19M7407	CAP SCREW	5	M8 X 25	
9	24M7207	WASHER	5	8.400 X 24 X 2 MM	
10	T166497	ISOLATOR	2		
11	T166498	WASHER	2		
12	19M7922	CAP SCREW	2	M8 X 40	
13	GROMMET	2		

ORDER REPAIR AND REPLACEMENT PARTS FROM SECTION 1740 USING JOHN DEERE CAGE CODE 1J955.

TP61387 -UN-09NOV98

MAIN FRAME



SWING BEARING

TP61387

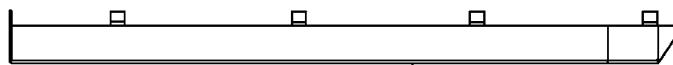
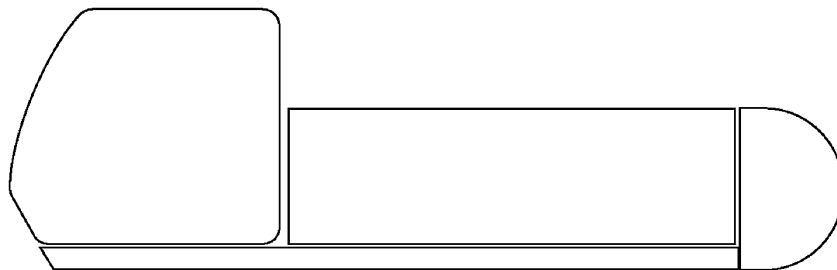
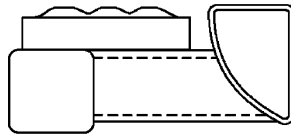
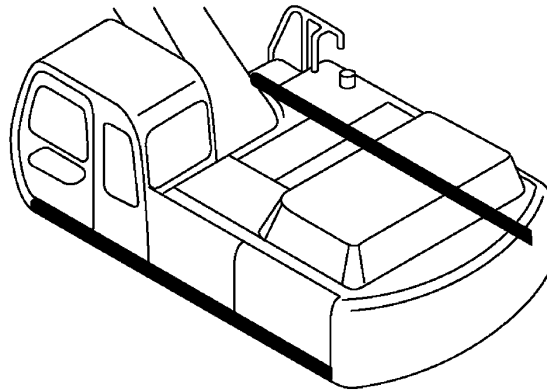
FRAME, CHASSIS OR SUPPORTING STRUCTURE

MAIN FRAME

KEY	PART NO.	PART NAME	QTY	SERIAL NO.	REMARKS
0	AT250156	MAIN FRAME	1		(CONVENIENCE ASSEMBLY)
2	AT154929	COVER	1		
3	AT130379	GASKET	1		
4	19M7402	CAP SCREW	2	M10 X 25	
	12M7066	LOCK WASHER	2	10.200 MM (0.402")	
	24M7028	WASHER	2	10.500 X 20 X 2 MM (0.413" X 0.787" X 0.079")	
6	AT250215	PIN	1		
7	AT250013	WEAR PLATE	2	(1.0)	
8	AT250014	WEAR PLATE	2	(2.0)	
9	TH109401	PLATE	1		
10	AT217705	BOLT	2		
11	AT213605	SPRING WASHER	2		
13	AT250216	PIN	2		
14	AT250013	WEAR PLATE	4		
15	AT250014	WEAR PLATE	4		
16	AT131671	BUSHING	2	21.200 X 60 X 10 MM (0.835" X 2.362" X 0.394")	
17	AT217705	BOLT	2		
18	AT213605	SPRING WASHER	2		
20	AT250283	SCREW	36		
21	AT250044	PIN	3		
23	AT132013	PLUG	5		
25	AT213884	ROD	1		
26	24M7055	WASHER	1	8.400 X 16 X 1.600 MM (0.331" X 0.630" X 0.063")	
27	H132922	COTTER PIN	1		
29	TH111284	GROMMET	1		
30	AT201014	GROMMET	2		
31	AT201053	GROMMET	1		
32	AT201018	BUSHING	1		
33	TH109397	GROMMET	2		
34	AT155271	GROMMET	5		
35	TH108205	GROMMET	2		
36	TH109396	GROMMET	1		
38	TH111369	GROMMET	3		
40	BUSHING	1	(AT250136 NO LONGER AVAILABLE)	

TP66939 -UN-27OCT99

RUBRAIL



1
2

TP66939

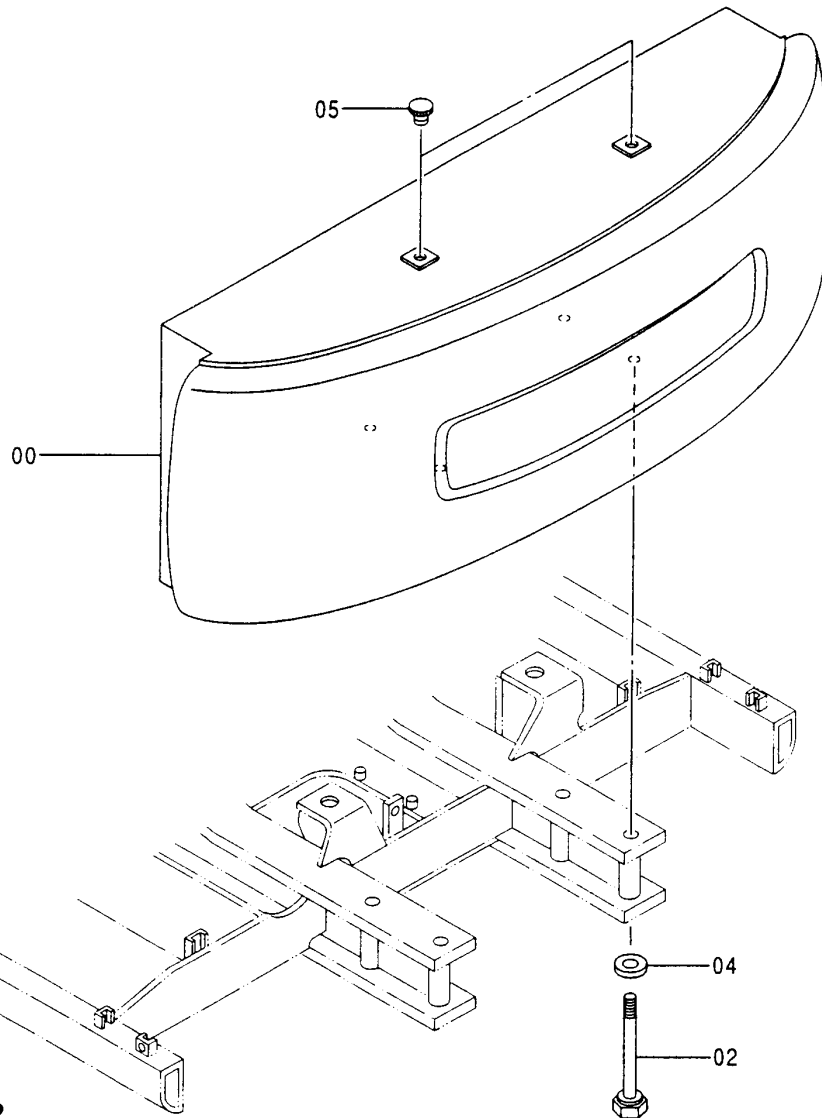
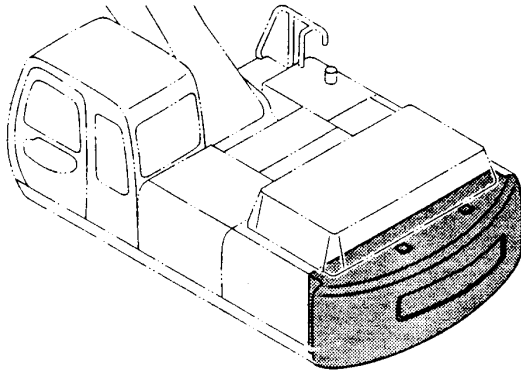
FRAME, CHASSIS OR SUPPORTING STRUCTURE

RUBRAIL

KEY	PART NO.	PART NAME	QTY	SERIAL NO.	REMARKS
1	303364	RAIL	1		LH, GR MANUFACTURING PART, ORDER DIRECTLY FROM GR MANUFACTURING
2	303365	RAIL	1		RH, GR MANUFACTURING PART, ORDER DIRECTLY FROM GR MANUFACTURING

TP59062 -UN-20APR98

COUNTERWEIGHT



TP59062

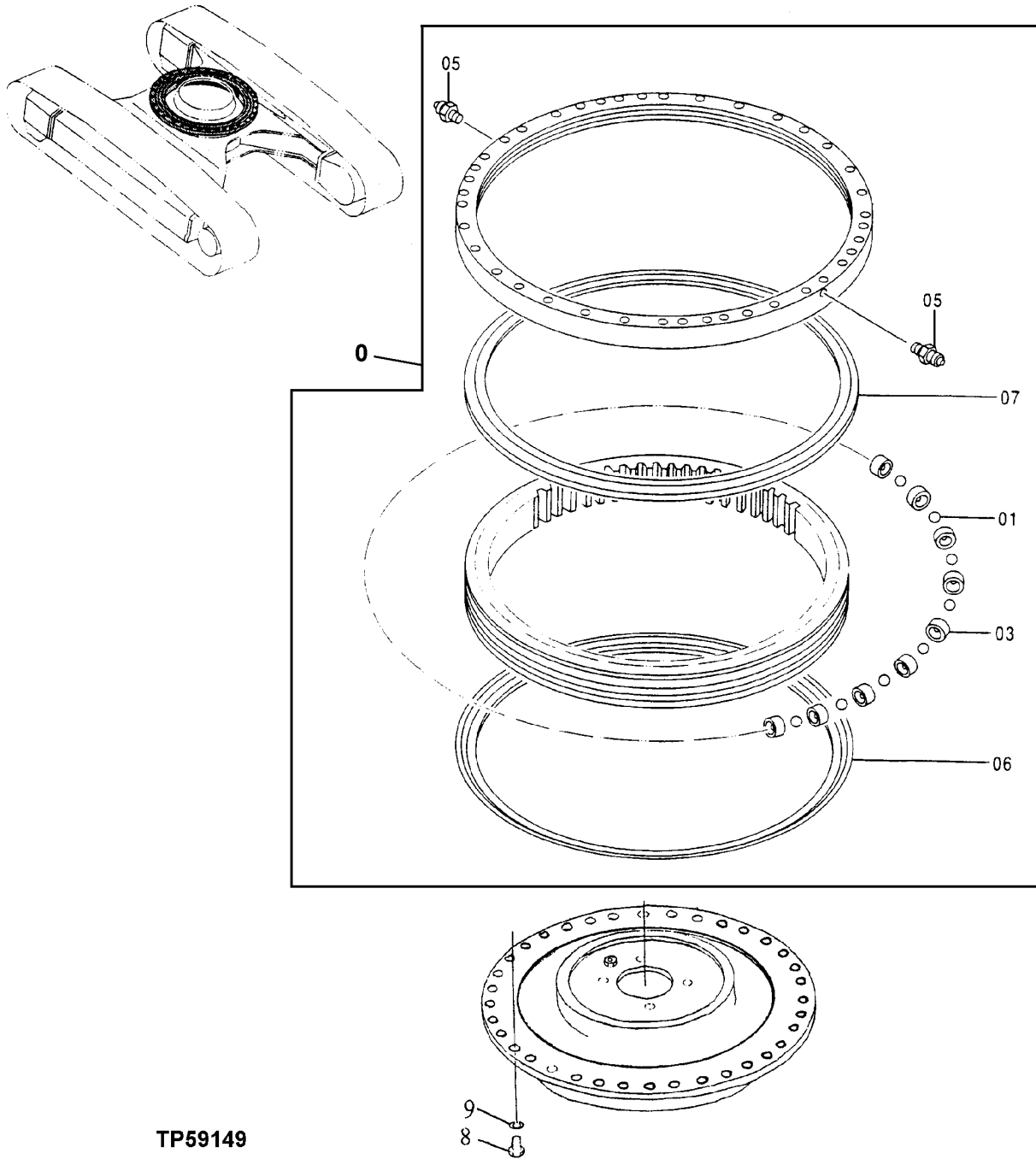
FRAME, CHASSIS OR SUPPORTING STRUCTURE

COUNTERWEIGHT

KEY	PART NO.	PART NAME	QTY	SERIAL NO.	REMARKS
0	AT250160	COUNTERWEIGHT	1		(CONVENIENCE ASSEMBLY)
	AT250162	COUNTERWEIGHT	1		(CONVENIENCE ASSEMBLY)
2	AT178268	BOLT	4		M33 X 370
4	AT178269	WASHER	4		34 X 70 X 18 MM (1.339" X 2.756" X 0.709")
5	TH102874	CAP	2		

TP59149 -UN-03JUN98

SWING BEARING



FRAME, CHASSIS OR SUPPORTING STRUCTURE

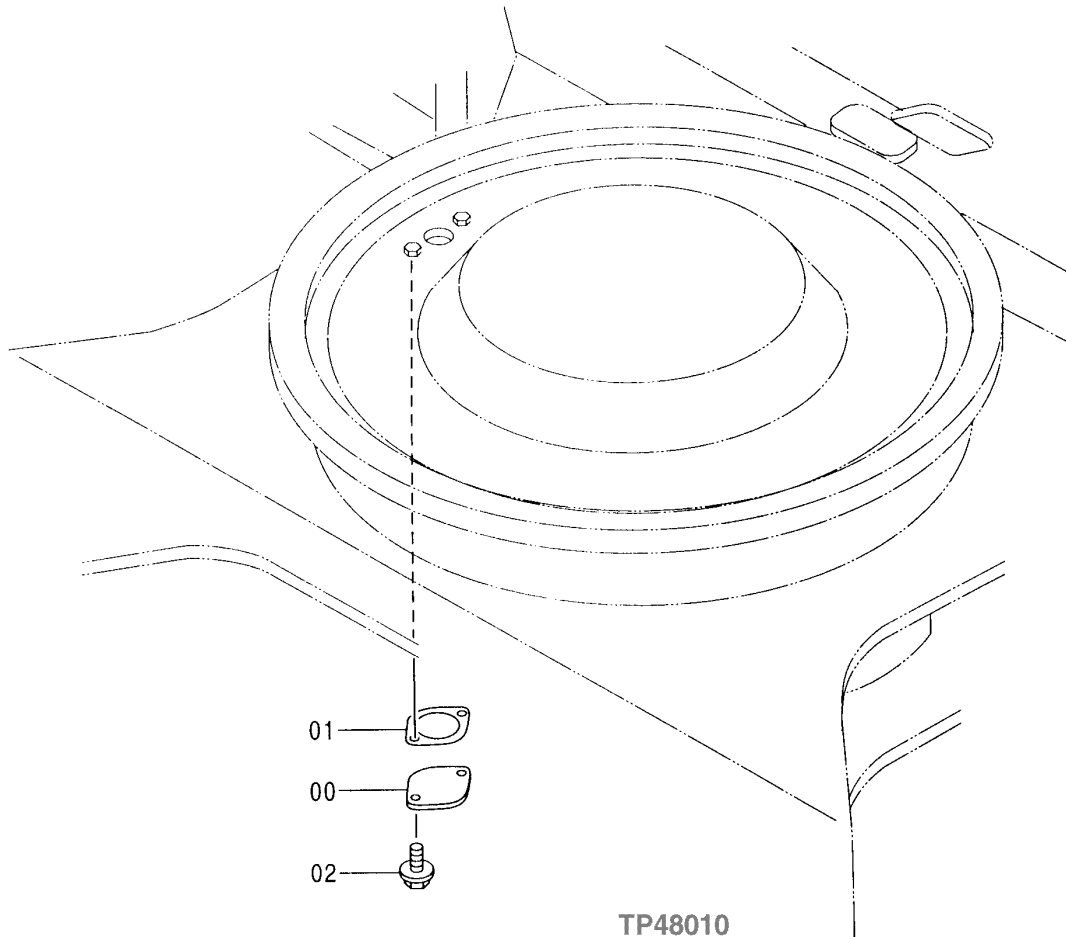
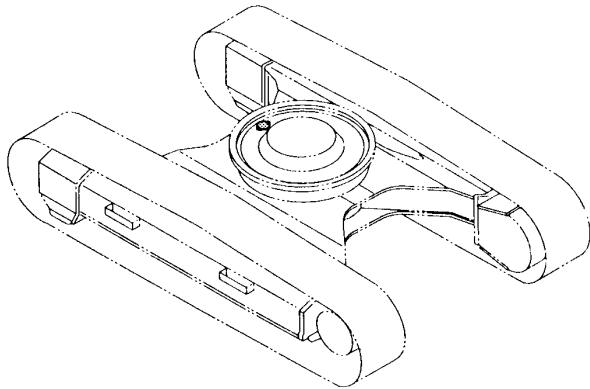
SWING BEARING

KEY	PART NO.	PART NAME	QTY	SERIAL NO.	REMARKS
0	AT250255	BEARING	1		
1	AT250035	BALL	95		
3	AT250034	SPACER	95		
5	TH100074	LUBRICATION FITTING	2		
6	SEAL	1		(MAKE FROM AT131732 CUT TO LENGTH) (ALSO ORDER TY21517 AND AT66866)
	TY21517	ADHESIVE	1		(NOT ILLUSTRATED)
	AT66866	FLUID	1		(NOT ILLUSTRATED)
7	SEAL	1		(MAKE FROM AT131732 CUT TO LENGTH) (ALSO ORDER TY21517 AND AT66866)
	TY21517	ADHESIVE	1		(NOT ILLUSTRATED)
	AT66866	FLUID	1		(NOT ILLUSTRATED)
8	AT250043	SCREW	36		
9	AT250278	LOCK WASHER	36		

FRAME, CHASSIS OR SUPPORTING STRUCTURE

GREASE-BATH COVER

TP48010 -UN-28MAY96



TP48010

FRAME, CHASSIS OR SUPPORTING STRUCTURE

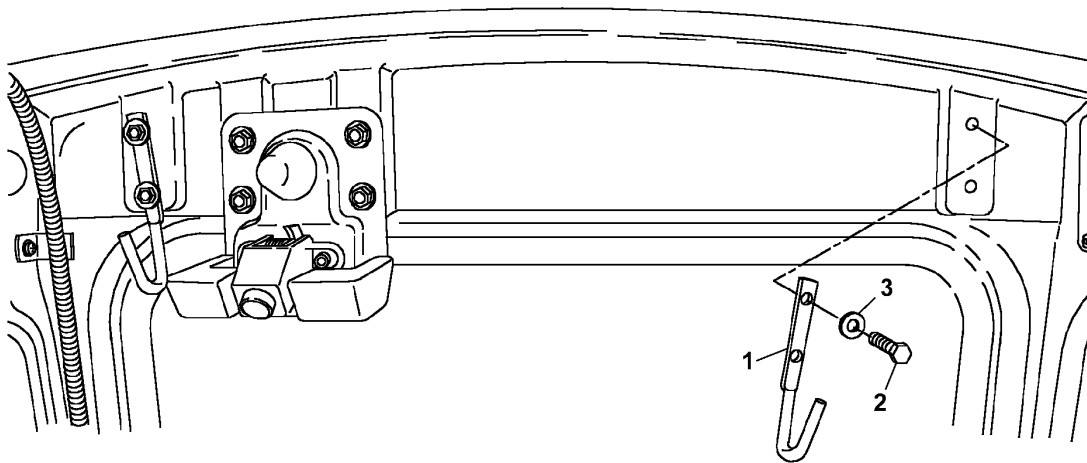
GREASE-BATH COVER

KEY	PART NO.	PART NAME	QTY	SERIAL NO.	REMARKS
0	TH102264	PLATE	1		
1	TH110612	PACKING	1		
2	12M7066	LOCK WASHER	2	10.200 MM (0.402")	
	19M7402	CAP SCREW	2	M10 X 25	

ORDER REPAIR AND REPLACEMENT PARTS FROM SECTION 1801A-1830 USING JOHN DEERE CAGE CODE 1J955.

TP61512 -UN-16APR99

J HOOKS



TP61512

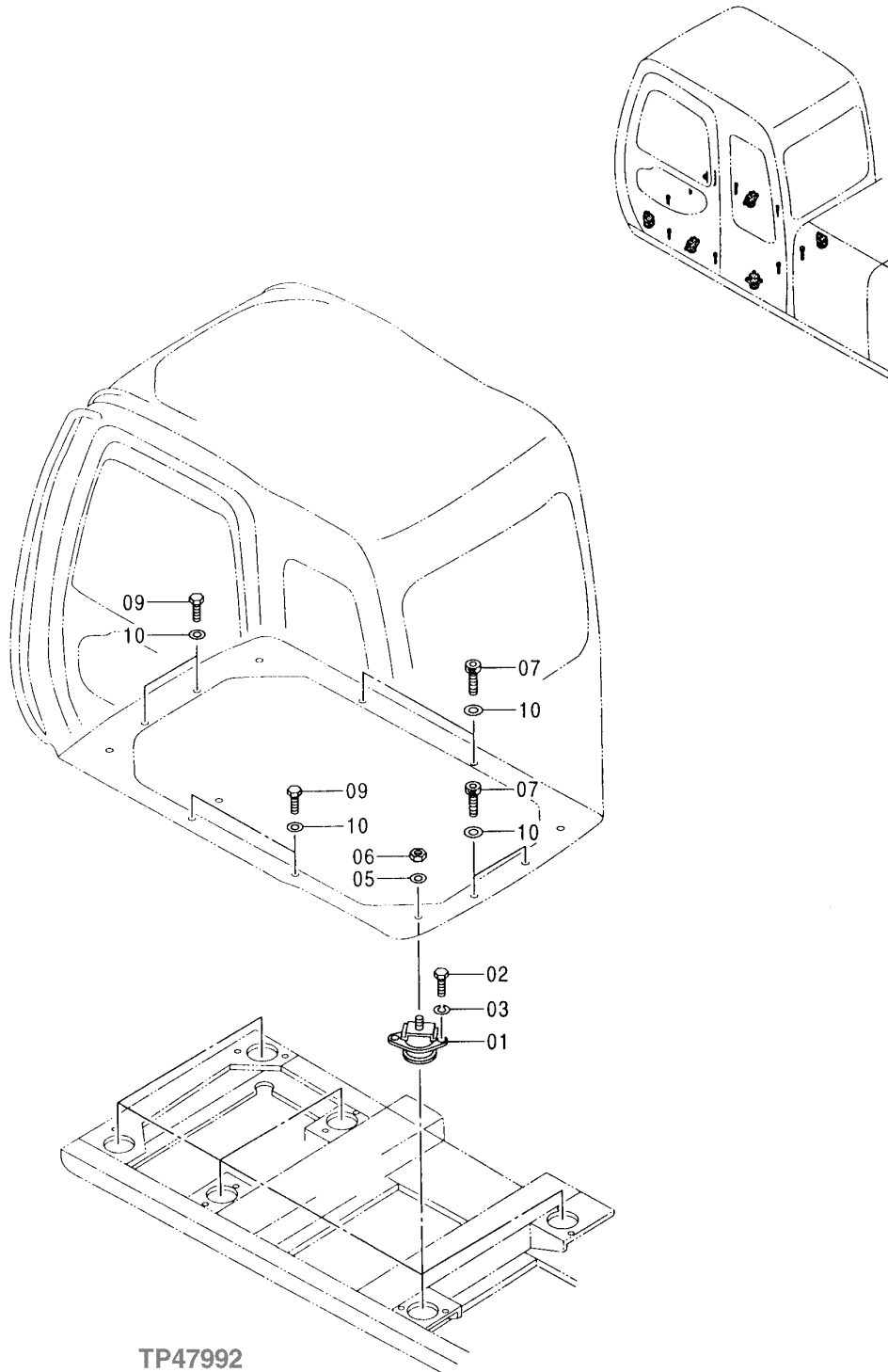
OPERATOR'S STATION

J HOOKS

KEY	PART NO.	PART NAME	QTY	SERIAL NO.	REMARKS
1	AT186110	HOOK	2		
2	19M8425	CAP SCREW	4	M6 X 16	
3	24H1290	WASHER	4	21/64" X 3/4" X 0.035"	

TP47992 -UN-22MAY96

CAB MOUNTING



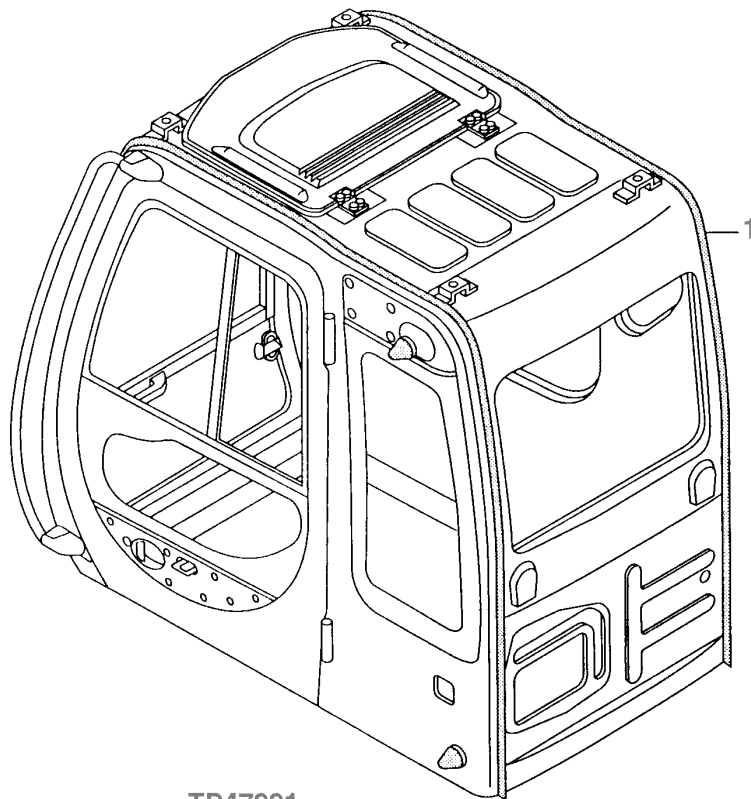
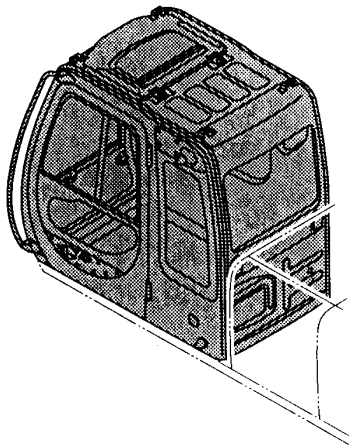
CAB MOUNTING

KEY	PART NO.	PART NAME	QTY	SERIAL NO.	REMARKS
1	AT250068	CAB MOUNT	6		
2	AT202462	BOLT	12	M12 X 35	
3	12H301	LOCK WASHER	12	12.700 MM (1/2")	
5	24M7338	WASHER	6	17 X 30 X 3 MM (0.669" X 1.181" X 0.118")	
6	14M7328	LOCK NUT	6	M16	
7	19M8337	SCREW	4	M10 X 30	
9	19M7662	CAP SCREW	4	M10 X 30	
10	24M7346	WASHER	8	11 X 20 X 2 MM (0.433" X 0.787" X 0.079")	

TP47991

-UN-22MAY96

CAB



TP47991

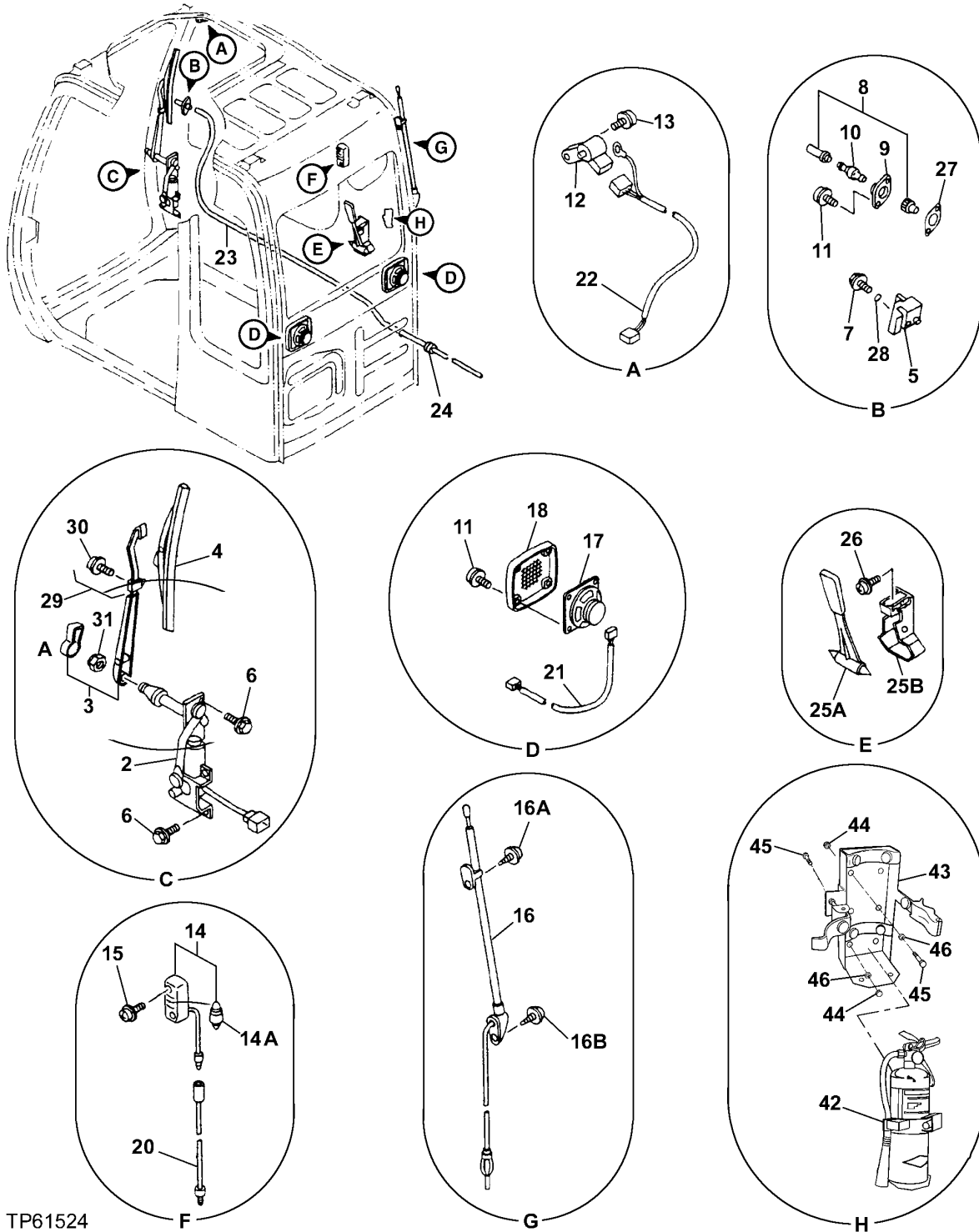
OPERATOR'S STATION

CAB

KEY	PART NO.	PART NAME	QTY	SERIAL NO.	REMARKS
1	AT215570	CAB	1		(SEE FOLLOWING PAGES FOR COMPONENTS)

TP61524 -UN-15APR99

CAB COMPONENTS



TP61524

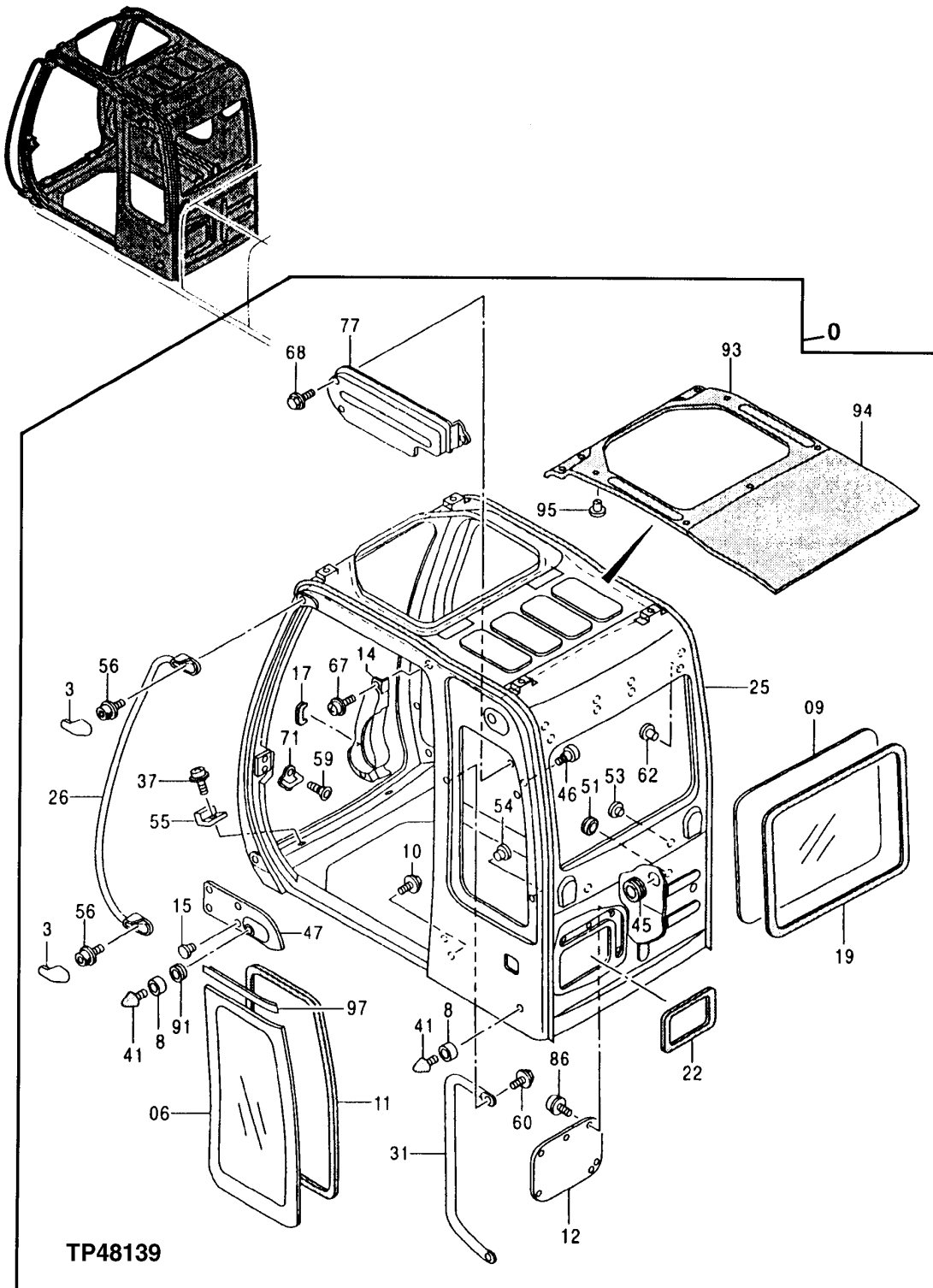
OPERATOR'S STATION

CAB COMPONENTS

KEY	PART NO.	PART NAME	QTY	SERIAL NO.	REMARKS
0	AT215570	CAB	1		(CONTAINS ALL PARTS LISTED ON THIS PAGE - ADDITIONAL COMPONENTS LISTED ON FOLLOWING PAGES)
2	AT214054	WIPER MOTOR	1		
3	AT214055	WIPER ARM	1		
3A	AT183331	COVER	1		
4	AT214056	WIPER BLADE	1		
5	AT214057	RETAINER	1		
6	12M7065	LOCK WASHER	5		8.100 MM (0.319")
	19M7932	CAP SCREW	5		M8 X 16
7	AT214304	SCREW, WITH WASHER	1		
8	AT214042	NOZZLE	1		
9	AT214043	ADAPTER	1		
10	AT214041	VALVE	1		
11	AT214316	SCREW	10		
12	AT182625	SWITCH	1		
13	19M7700	CAP SCREW	1		M5 X 10
	24M7348	WASHER	1		5.500 X 10 X 1 MM (0.217" X 0.394" X 0.039")
	12M7064	LOCK WASHER	1		5.100 MM (0.201")
14	TH108567	LAMP	1		
14A	TH108568	BULB	1		
15	21M7265	SCREW	2		M5 X 12
16	AT154352	ANTENNA	1		
16A	AT131864	SCREW	1		
16B	AT131865	SCREW	1		
17	AT214007	SPEAKER	2		
18	AT214017	GRILLE	2		
20	AT214060	WIRING HARNESS	1		
21	AT214061	WIRING HARNESS	2		
22	AT182626	WIRING HARNESS	1		
23	AT214063	HOSE	1		
24	AT154413	GROMMET	2		
25A	T158020	HAMMER	1		
25B	T158021	BRACKET	1		
26	19M7372	CAP SCREW	2		M5 X 16
	24M7348	WASHER	2		5.500 X 10 X 1 MM (0.217" X 0.394" X 0.039")
	12M7064	LOCK WASHER	2		5.100 MM (0.201")
27	AT214058	GASKET	1		
28	AT154150	O-RING	1		5.800 X 1.900 MM (0.228" X 0.075")
29	AT214277	WIPER ARM	1		
30	AT218189	BOLT	1		
31	14M7273	NUT	1		
42	AT186251	FIRE EXTINGUISHER	1		
43	AT186258	BRACKET	1		
44	14M7426	LOCK NUT	4		M8
45	19M7922	CAP SCREW	4		M8 X 40
46	24M7207	WASHER	4		8.400 X 24 X 2 MM

TP48139 -UN-12AUG96

CAB COMPONENTS



OPERATOR'S STATION

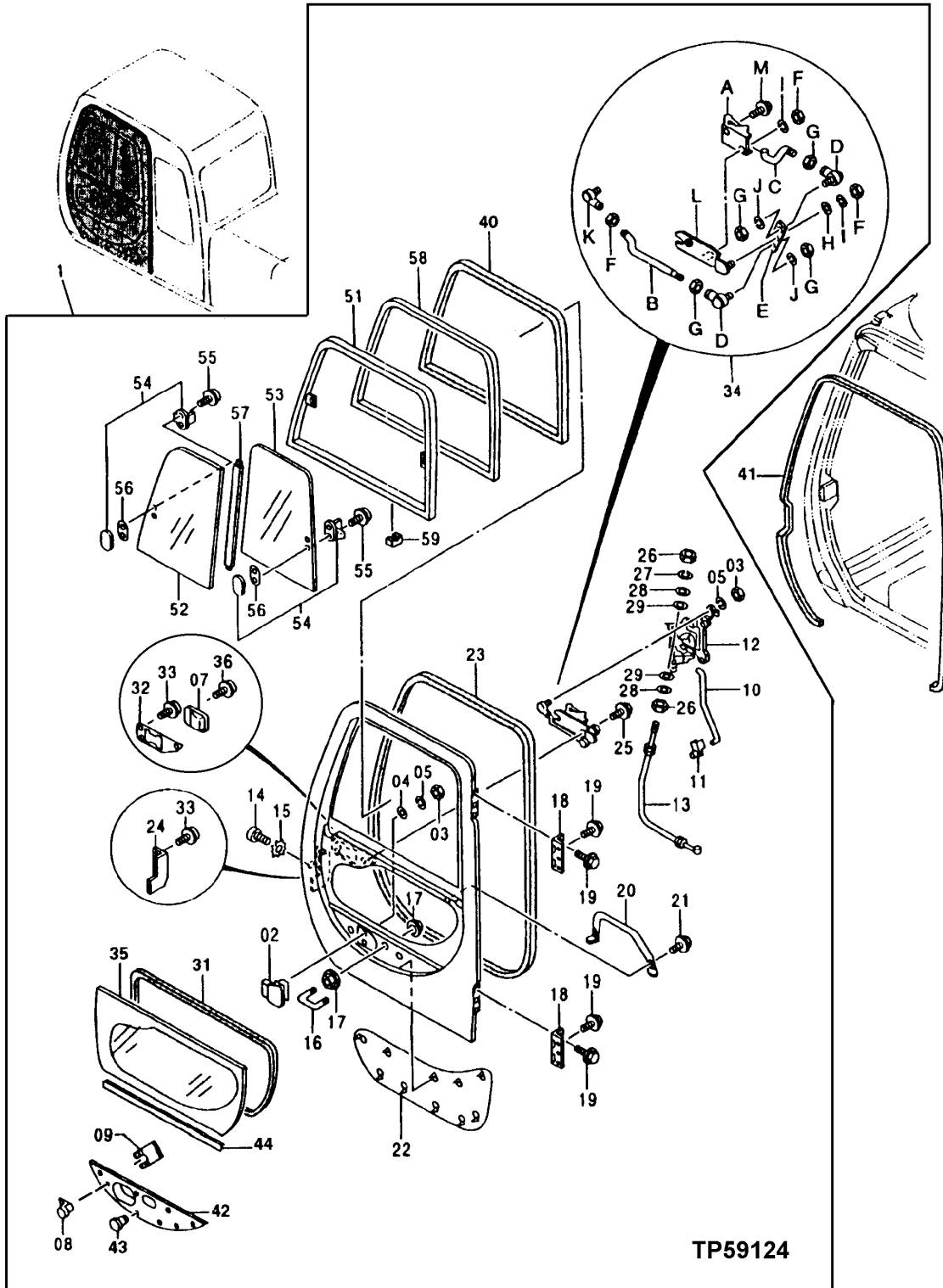
CAB COMPONENTS

KEY	PART NO.	PART NAME	QTY	SERIAL NO.	REMARKS
0	AT215570	CAB	1		(CONTAINS ALL ITEMS ON THIS PAGE - ADDITIONAL COMPONENTS LISTED ON PREVIOUS AND FOLLOWING PAGES)
3	AT214082	COVER	2		
6	AT215569	WINDOWPANE	1		
8	AT214071	SPACER	2		
9	AT215124	WINDOWPANE	1		
10	19M8425	CAP SCREW	1	M6 X 16	
	12M7006	LOCK WASHER	1	6.100 MM (0.240")	
	24H1287	WASHER	1	7.137 X 15.875 X 1.651 MM (9/32" X 5/8" X 0.065")	
11	AT218190	SEAL	1		(SUB FOR AT214289, THIS APPLICATION)
12	AT214080	COVER	1		
14	AT214075	COVER	1		
15	AT214158	CLIP	1		
17	AT214076	ISOLATOR	1		
19	AT214067	WEATHERSTRIP	1		
22	AT214095	WEATHERSTRIP	1		
25	AT214084	ISOLATOR	1		
26	AT214081	HANDRAIL	1		
31	AT214127	HANDRAIL	1		
37	21M7246	SCREW	2	M6 X 16	
	24M7293	WASHER	2	6.500 X 13 X 1.600 MM (0.256" X 0.512" X 0.063")	
	12M7006	LOCK WASHER	2	6.100 MM (0.240")	
41	TH108668	STOP	2		
45	AT214078	GROMMET	1		
46	AT157057	HOOK	1		
47	AT214069	PANEL	1		
51	AT214079	GROMMET	1		
53	AT214286	PLUG	2		
54	AT214128	PLUG	1		
55	AT214173	ISOLATOR	2		
56	AT214083	SCREW	2		
59	AT200584	SCREW	2		
60	AT214305	SCREW, WITH WASHER	2		
62	AT214287	CLIP	8		
67	21M7246	SCREW	3	M6 X 16	
	24M7293	WASHER	3	6.500 X 13 X 1.600 MM (0.256" X 0.512" X 0.063")	
	12M7006	LOCK WASHER	3	6.100 MM (0.240")	
68	AT214308	SCREW, WITH WASHER	3		
71	AT214129	STRIKER	1		
77	AT214077	COVER	1		
86	AT213611	SCREW, WITH WASHER	11		
91	AT214288	GROMMET	1		
93	AT214065	HEADLINER	1		
94	AT214064	HEADLINER	1		
95	AT214117	CLIP	12		
97	AT214070	ISOLATOR	1		

TP59124

-UN-12MAY98

CAB COMPONENTS



TP59124

OPERATOR'S STATION

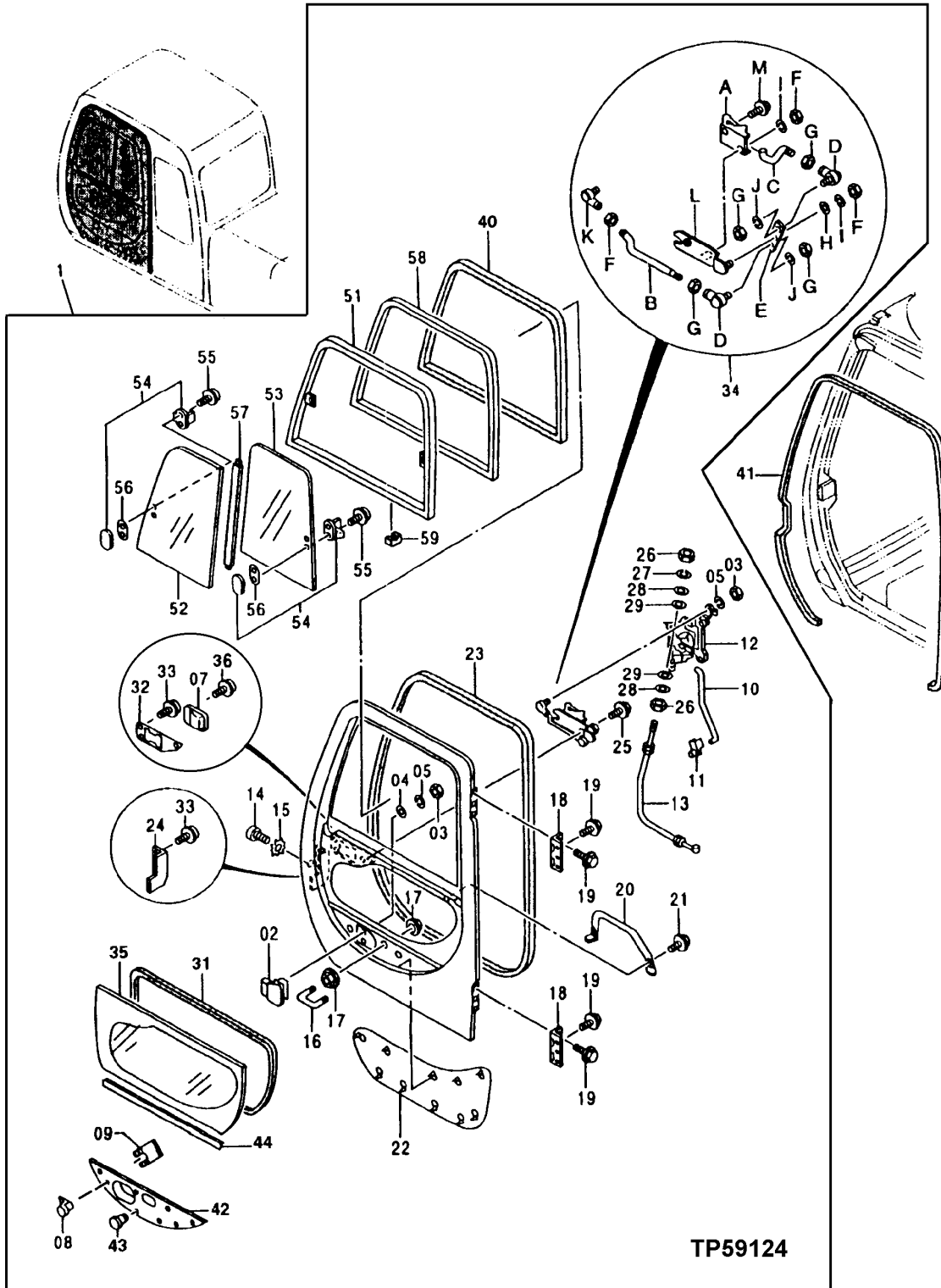
CAB COMPONENTS

KEY	PART NO.	PART NAME	QTY	SERIAL NO.	REMARKS
0	AT215570	CAB	1		(NOT ILLUSTRATED) (CONTAINS ALL ITEMS ON THIS PAGE - ADDITIONAL COMPONENTS LISTED ON PREVIOUS AND FOLLOWING PAGES)
1	AT215574	DOOR	1		
2	AT214145	HANDLE	1		
3	14M7272	NUT	3	M6	
4	24M7054	WASHER	2		6.400 X 12 X 1.600 MM (0.252" X 0.472" X 0.063")
5	12M7006	LOCK WASHER	3		6.100 MM (0.240")
7	AT214133	COVER	1		
8	AT176789	LOCK	1		
	AT147803	KEY	1		(H800) (NOT ILLUSTRATED)
9	AT214290	CLIP	1		
10	AT214143	ROD	1		
11	AT214291	RETAINER	1		
12	AT214131	LOCK	1		
13	AT214142	CABLE	1		
14	AT213624	SCREW	3		
15	AT214314	WASHER	3		
16	AT214160	U-BOLT	1		
17	AT157068	NUT	4		
18	AT214148	HINGE	2		
19	AT214313	SCREW, WITH WASHER	12		
20	AT214146	HANDRAIL	1		
21	AT214311	SCREW, WITH WASHER	2		
22	AT214147	COVER	1		
23	AT214161	WEATHERSTRIP	1		
24	AT214132	COVER	1		
25	21M7246	SCREW	2	M6 X 16	
	24M7105	WASHER	2		6 X 12 X 1.600 MM (0.236" X 0.472" X 0.063")
	12M7006	LOCK WASHER	2		6.100 MM (0.240")
26	14M7297	NUT	2	M5	
27	12M7064	LOCK WASHER	1		5.100 MM (0.201")
28	24M7027	WASHER	2		5.300 X 10 X 1 MM (0.209" X 0.394" X 0.039")
29	24M7055	WASHER	2		8.400 X 16 X 1.600 MM (0.331" X 0.630" X 0.063")

TP59124

-UN-12MAY98

CAB COMPONENTS (CONTINUED)



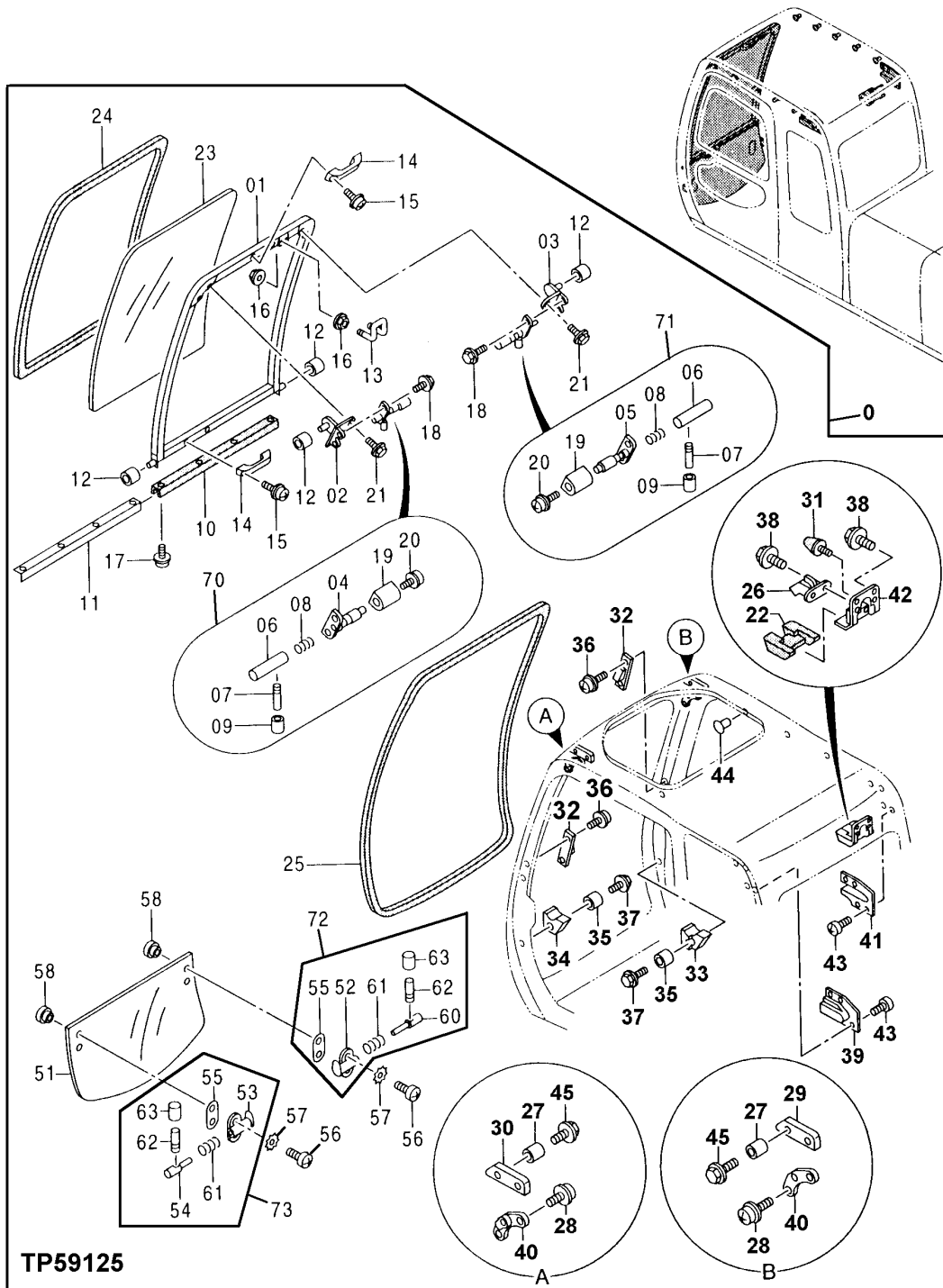
OPERATOR'S STATION

CAB COMPONENTS (CONTINUED)

KEY	PART NO.	PART NAME	QTY	SERIAL NO.	REMARKS
0	AT215570	CAB	1		(NOT ILLUSTRATED) (CONTAINS ALL ITEMS ON THIS PAGE - ADDITIONAL COMPONENTS LISTED ON PREVIOUS AND FOLLOWING PAGES)
31	AT218141	SEAL	1		(SUB FOR AT214289, THIS APPLICATION)
32	AT214144	COVER	1		
33	AT213609	SCREW, WITH WASHER	5		
34	AT214134	HANDLE	1		
34A	AT214135	LEVER	1		
34B	AT214136	ROD	1		
34C	AT214137	ROD	1		
34D	AT214138	BALL JOINT	2		
34E	AT214139	STRAP	1		
34F	AT214302	NUT	3		
34G	AT214303	NUT	4		
34H	24M7054	WASHER	1		6.400 X 12 X 1.600 MM (0.252" X 0.472" X 0.063")
34I	12M7006	LOCK WASHER	2		6.100 MM (0.240")
34J	12M7063	LOCK WASHER	2		4.100 MM (0.161")
34K	AT214140	BALL JOINT	1		
34L	AT214141	BRACKET	1		
34M	AT213606	SCREW, WITH WASHER	1		
35	AT215568	WINDOWPANE	1		
36	AT218140	BOLT	1		
40	AT214155	WEATHERSTRIP	1		
41	AT214162	WEATHERSTRIP	1		
42	AT214157	PANEL	1		
43	AT214158	CLIP	7		
44	AT214159	ISOLATOR	1		
51	AT183082	FRAME	1		
52	AT183083	WINDOWPANE	1		
53	AT183084	WINDOWPANE	1		
54	AT214152	LOCK	2		
55	AT213608	SCREW, WITH WASHER	4		
56	AT214292	GASKET	2		
57	AT183085	WEATHERSTRIP	1		
58	AT183086	FRAME	1		
59	AT213799	RETAINER	8		

TP59125 -UN-12MAY98

CAB COMPONENTS



OPERATOR'S STATION

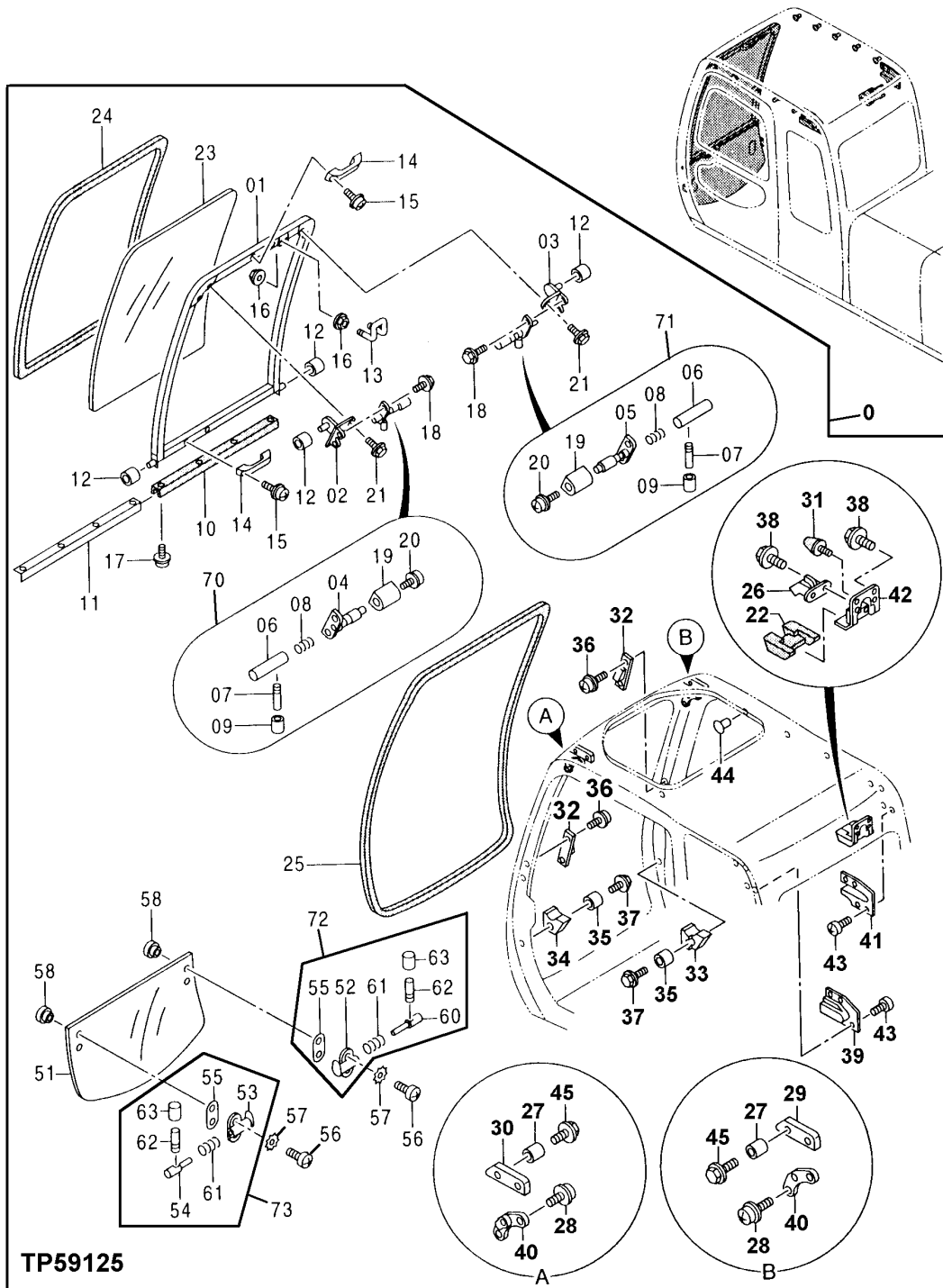
CAB COMPONENTS

KEY	PART NO.	PART NAME	QTY	SERIAL NO.	REMARKS
0	AT215570	CAB	1		(CONTAINS ALL ITEMS ON THIS PAGE - ADDITIONAL COMPONENTS LISTED ON PREVIOUS AND FOLLOWING PAGES)
1	AT214102	FRAME	1		
2	AT214108	BRACKET	1		
3	AT214107	BRACKET	1		
4	AT214106	RETAINER	1		
5	AT214103	RETAINER	1		
6	AT214104	PIN	2		
7	AT156993	LEVER	2		
8	TH106783	SPRING	2		
9	AT156994	COVER	2		
10	AT214111	ISOLATOR	1		
11	AT214112	CHANNEL	1		
12	AT214110	BUSHING	4		
13	AT214109	STRIKER	1		
14	TH108661	HANDLE	2		
15	19M8425	CAP SCREW	4	M6 X 16	
	24M7293	WASHER	4		6.500 X 13 X 1.600 MM (0.256" X 0.512" X 0.063")
	12M7006	LOCK WASHER	4		6.100 MM (0.240")
16	AT157068	NUT	4		
17	AT214301	SCREW	4		
18	AT214311	SCREW, WITH WASHER	4		
19	AT214105	COVER	2		
20	AT213610	SCREW, WITH WASHER	2		
21	AT214312	SCREW, WITH WASHER	4		
22	AT214073	COVER	1		
23	AT214113	WINDOWPANE	1		
24	AT214114	WEATHERSTRIP	1		
25	AT214096	WEATHERSTRIP	1		
26	AT214072	LATCH	1		
27	AT214092	BUSHING	4		
28	AT214297	SCREW, WITH WASHER	4		
29	AT214090	STOP	1		
30	AT214091	STOP	1		

TP59125

-UN-12MAY98

CAB COMPONENTS (CONTINUED)



TP59125

OPERATOR'S STATION

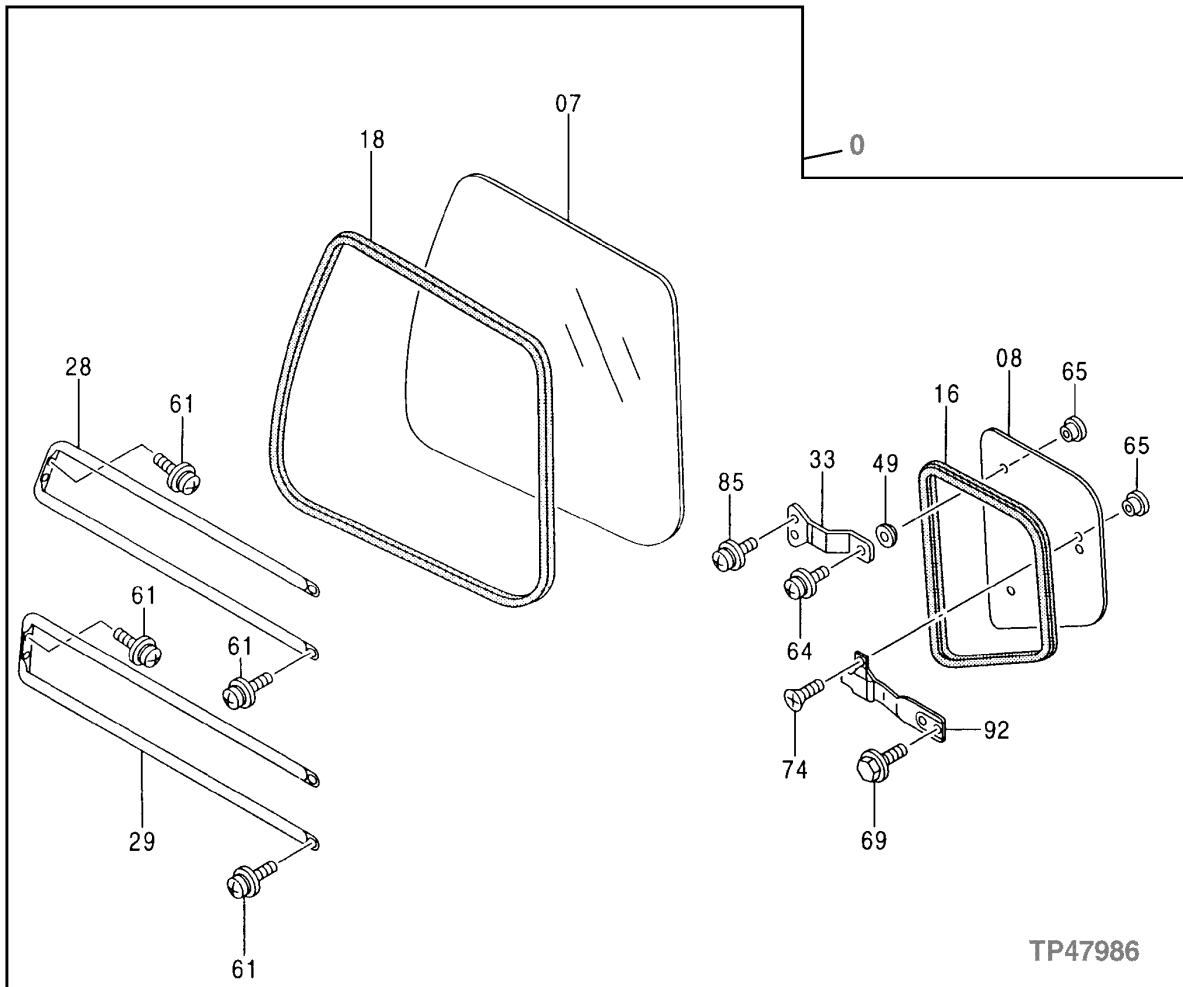
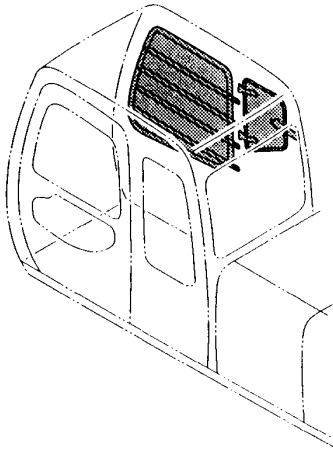
CAB COMPONENTS (CONTINUED)

KEY	PART NO.	PART NAME	QTY	SERIAL NO.	REMARKS
0	AT215570	CAB	1		(CONTAINS ALL ITEMS ON THIS PAGE - ADDITIONAL COMPONENTS LISTED ON PREVIOUS AND FOLLOWING PAGES)
31	TH108668	STOP	1		
32	AT214088	CATCH	4		
33	AT214085	STOP	1		
34	AT214086	STOP	1		
35	AT214087	BUSHING	2		
36	AT214298	SCREW, WITH WASHER	12		
37	AT214307	SCREW, WITH WASHER	2		
38	AT214308	SCREW, WITH WASHER	6		
39	AT214094	COVER	1		
40	AT214089	GUIDE	2		
41	AT214093	COVER	1		
42	AT214074	BRACKET	1		
43	21M7246	SCREW	8		M6 X 16
	24M7293	WASHER	8		6.500 X 13 X 1.600 MM (0.256" X 0.512" X 0.063")
	12M7006	LOCK WASHER	8		6.100 MM (0.240")
44	AT214287	CLIP	10		
45	AT214310	SCREW, WITH WASHER	4		
51	AT214097	WINDOWPANE	1		
52	AT214098	LATCH	1		
53	AT214100	LATCH	1		
54	TH108626	PIN	1		
55	AT214101	GASKET	2		
56	AT214300	SCREW	4		
57	AT214315	WASHER	4		
58	AT214172	BUSHING	4		
60	AT214099	PIN	1		
61	TH106783	SPRING	2		
62	AT156993	LEVER	2		
63	AT156994	COVER	2		
70	AT182612	LATCH	1		
71	AT182613	LATCH	1		
72	AT182614	LATCH	1		
73	AT182616	LATCH	1		

TP47986

-UN-22MAY96

CAB COMPONENTS



TP47986

OPERATOR'S STATION

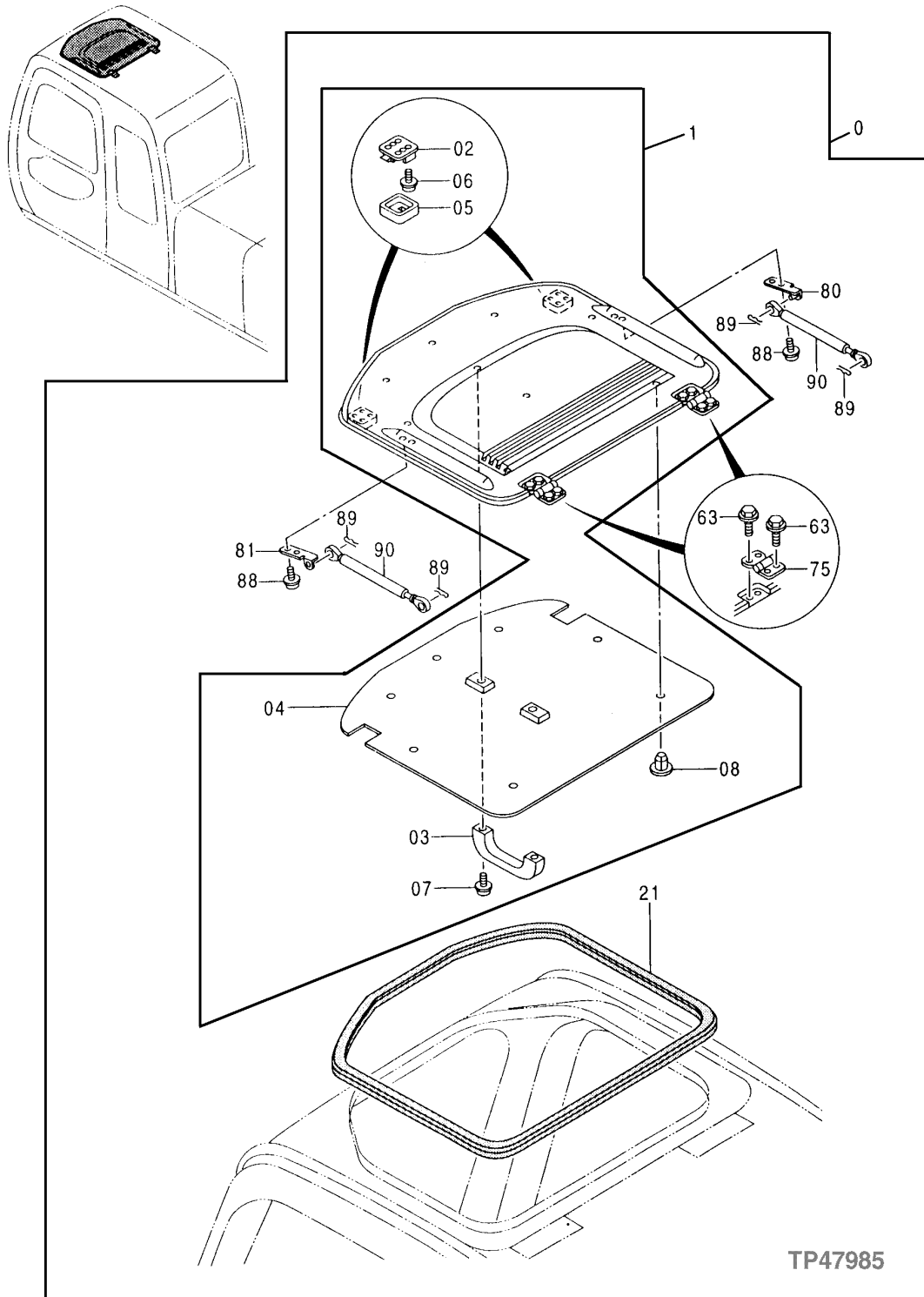
CAB COMPONENTS

KEY	PART NO.	PART NAME	QTY	SERIAL NO.	REMARKS
0	AT215570	CAB	1		(CONTAINS ALL ITEMS ON THIS PAGE - ADDITIONAL COMPONENTS LISTED ON PREVIOUS AND FOLLOWING PAGES)
7	AT214163	WINDOWPANE	1		
8	AT214167	WINDOWPANE	1		
16	AT214168	WEATHERSTRIP	1		
18	AT214164	WEATHERSTRIP	1		
28	AT214165	GUARD	1		
29	AT214166	GUARD	1		
33	AT214169	SPRING	2		
49	AT214170	BUSHING	2		
61	AT214299	SCREW, WITH WASHER	8		
64	21M6070	SCREW	2		M5 X 16
	24M7348	WASHER	2		5.500 X 10 X 1 MM (0.217" X 0.394" X 0.039")
	12M7064	LOCK WASHER	2		5.100 MM (0.201")
65	AT214172	BUSHING	4		
69	AT214309	SCREW, WITH WASHER	2		
74	AT214300	SCREW	2		
85	21M7246	SCREW	4		M6 X 16
	24M7293	WASHER	4		6.500 X 13 X 1.600 MM (0.256" X 0.512" X 0.063")
	12M7006	LOCK WASHER	4		6.100 MM (0.240")
92	AT214171	LOCK	1		

TP47985

-UN-23MAY96

CAB COMPONENTS



OPERATOR'S STATION

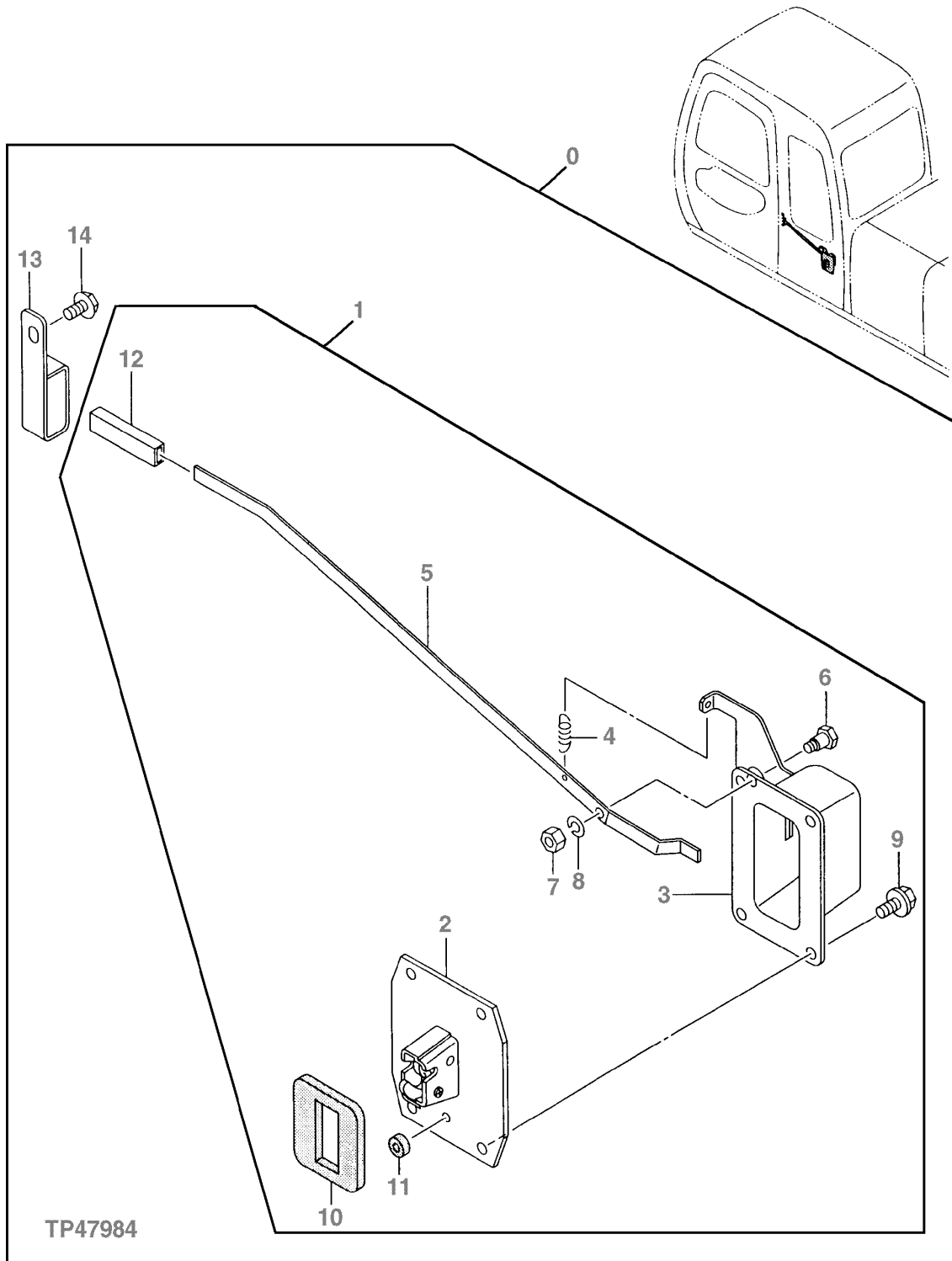
CAB COMPONENTS

KEY	PART NO.	PART NAME	QTY	SERIAL NO.	REMARKS
0	AT215570	CAB	1		(CONTAINS ALL ITEMS ON THIS PAGE - ADDITIONAL COMPONENTS LISTED ON PREVIOUS AND FOLLOWING PAGES)
1	AT214115	ROOF	1		
2	AT214118	LOCK	2		
3	TH108661	HANDLE	1		
4	AT214116	HEADLINER	1		
5	AT214119	COVER	2		
6	21M7265	SCREW	8		M5 X 12
7	19M8425	CAP SCREW	2		M6 X 16
	24M7293	WASHER	2		6.500 X 13 X 1.600 MM (0.256" X 0.512" X 0.063")
	12M7006	LOCK WASHER	2		6.100 MM (0.240")
8	AT214117	CLIP	7		
21	AT214066	WEATHERSTRIP	2		
63	AT214306	SCREW, WITH WASHER	8		
75	AT214123	HINGE	2		
80	AT214120	BRACKET	1		
81	AT214121	BRACKET	1		
88	AT214308	SCREW, WITH WASHER	4		
89	H132922	COTTER PIN	4		
90	AT214122	CYLINDER	2		

TP47984

-UN-06JUN96

CAB COMPONENTS



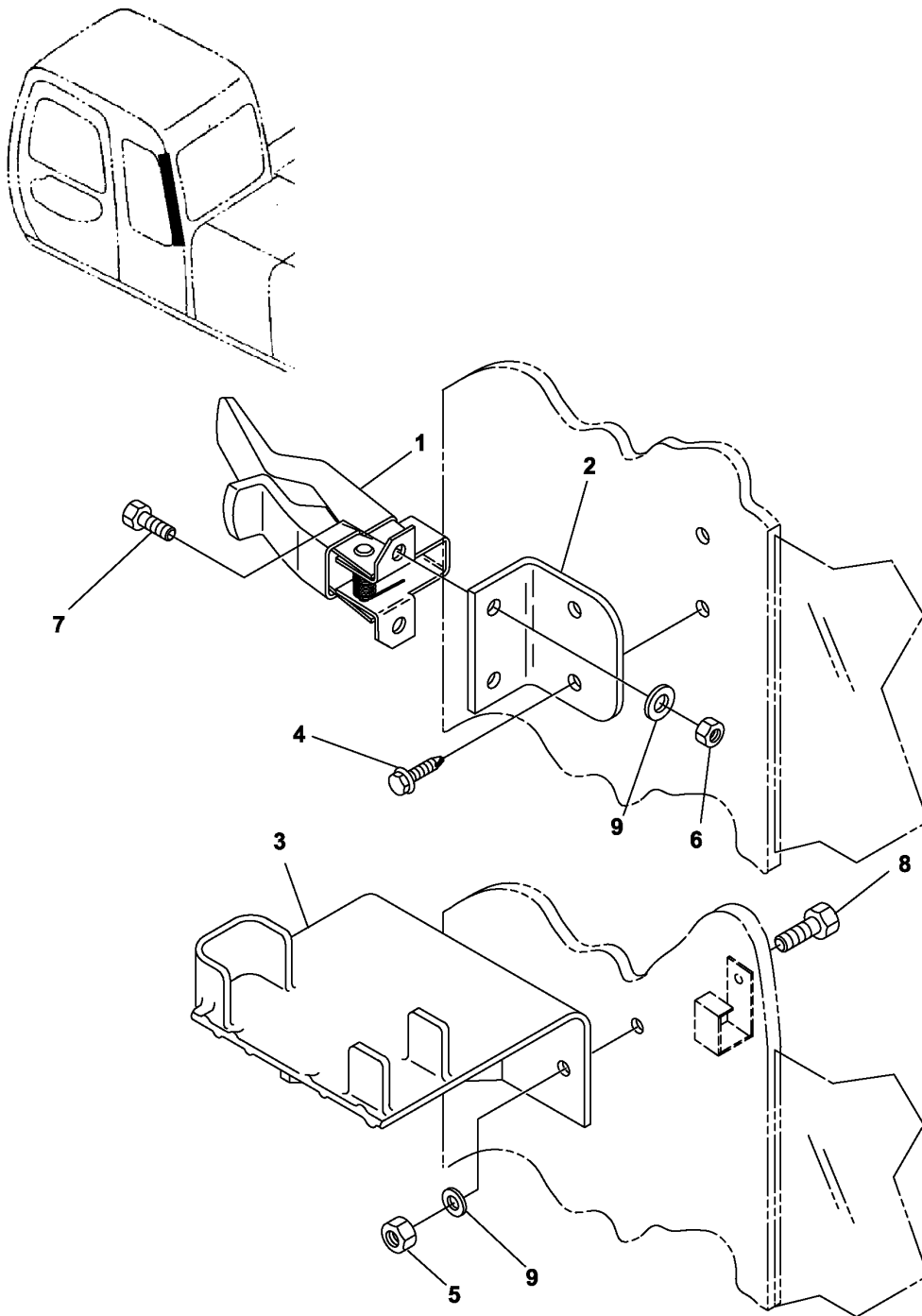
OPERATOR'S STATION

CAB COMPONENTS

KEY	PART NO.	PART NAME	QTY	SERIAL NO.	REMARKS
0	AT215570	CAB	1		(CONTAINS ALL ITEMS ON THIS PAGE - ADDITIONAL COMPONENTS LISTED ON PREVIOUS PAGES)
1	AT214124	CATCH	4		
2	AT214293	CATCH	1		
3	AT214294	HOUSING	1		
4	AT121585	SPRING	1		
5	AT214125	LEVER	1		
6	AT214296	PIN	1		
7	14M7272	NUT	1	M6	
8	12M7006	LOCK WASHER	1	6.100 MM (0.240")	
9	19M7881	SCREW	4	M8 X 20	
	12M7065	LOCK WASHER	4	8.100 MM (0.319")	
10	TH108672	GASKET	1		
11	TH108673	SEAL	1		
12	TH101184	CAP	1		
13	AT214126	STOP	1		
14	AT214308	SCREW, WITH WASHER	1		

TP66751 -UN-21OCT99

CAB COMPONENTS



TP66751

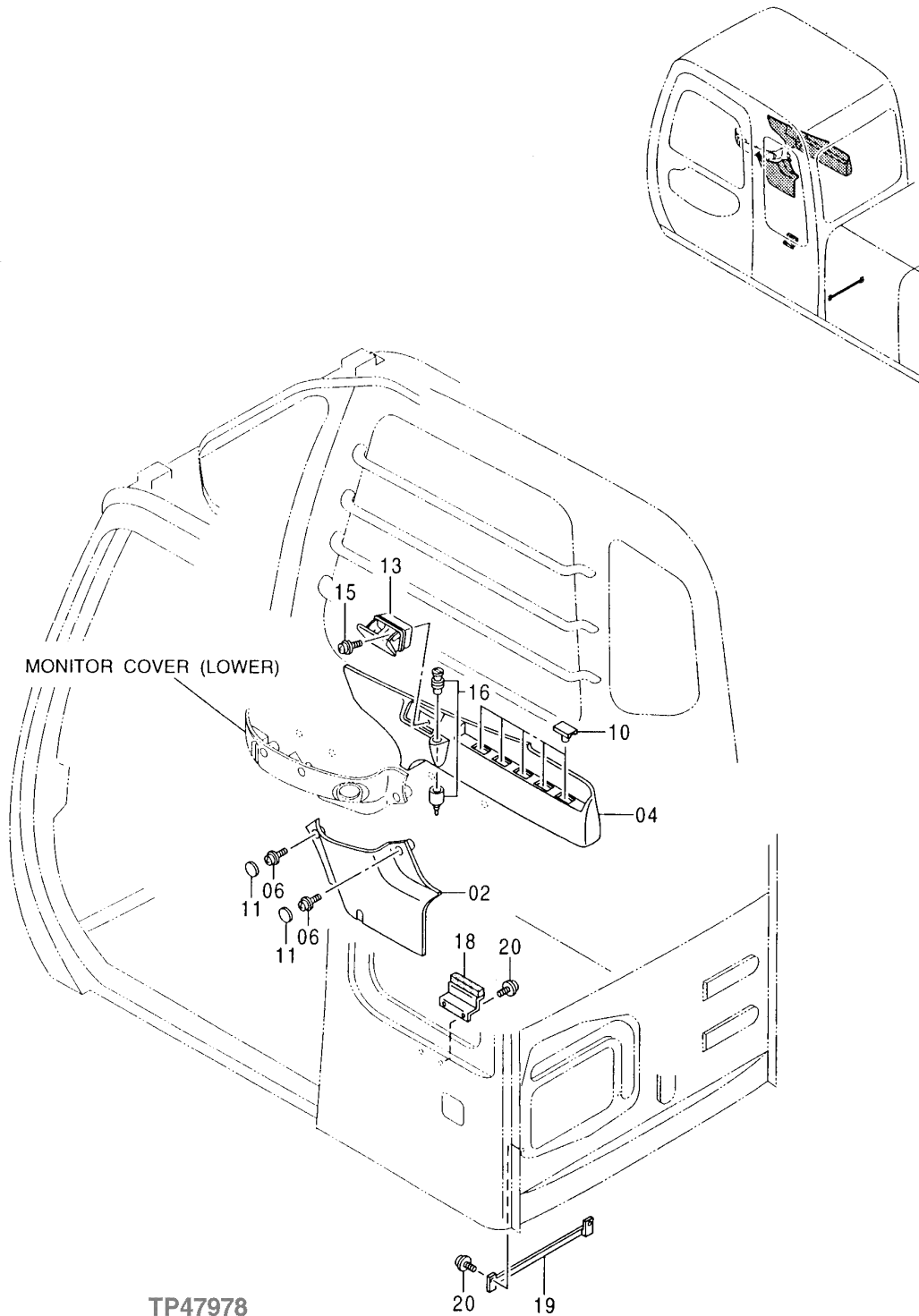
OPERATOR'S STATION

CAB COMPONENTS

KEY	PART NO.	PART NAME	QTY	SERIAL NO.	REMARKS
1	AT186580	CLAMP	1		(RIFLE RACK)
2	AT186581	BRACKET	1		
3	AT186582	BRACKET	1		
4	T166550	SCREW	2		
5	T166551	NUT	2		
6	14M7397	LOCK NUT	2		M6
7	19M7373	CAP SCREW	2		M5 X 20
8	19M8332	CAP SCREW	2		M6 X 90
9	24H1290	WASHER	4		21/64" X 3/4" X 0.035"

TP47978 -UN-21MAY96

CAB INSIDE RIGHT COVER



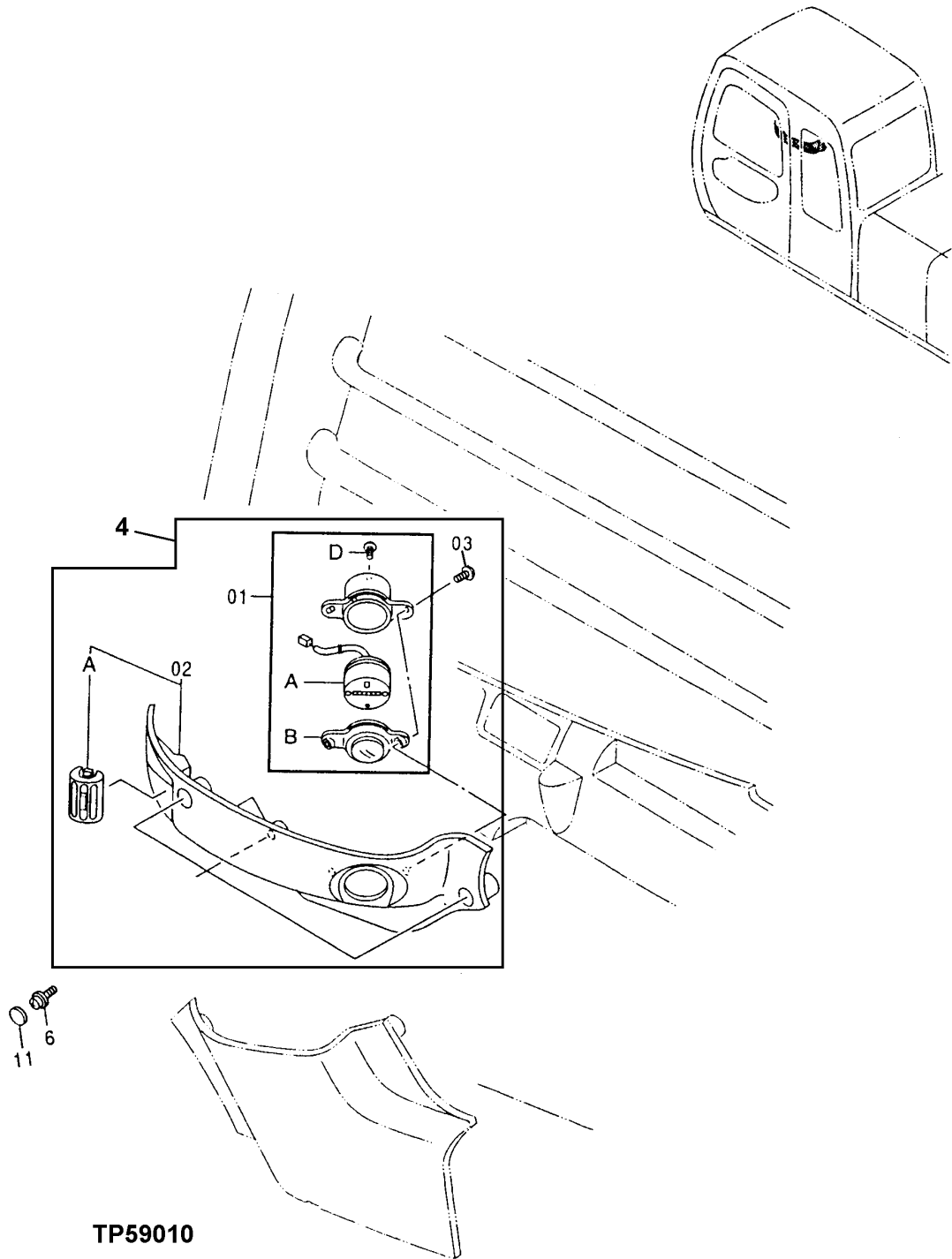
OPERATOR'S STATION

CAB INSIDE RIGHT COVER

KEY	PART NO.	PART NAME	QTY	SERIAL NO.	REMARKS
2	AT213941	COVER	1		
4	AT213942	COVER	1		
6	19M8425	CAP SCREW	5	M6 X 16	
	24M7293	WASHER	5	6.500 X 13 X 1.600 MM (0.256" X 0.512" X 0.063")	
	12M7006	LOCK WASHER	5	6.100 MM (0.240")	
10	AT213949	CAP	5		
11	AT213950	CAP	5		
13	AT213945	ASHTRAY	1		
15	19M8425	CAP SCREW	1	M6 X 16	
	24M7293	WASHER	1	6.500 X 13 X 1.600 MM (0.256" X 0.512" X 0.063")	
	12M7006	LOCK WASHER	1	6.100 MM (0.240")	
16	AR60937	LIGHTER	1		
	AU42809	RESISTOR	1		
	AT78634	WIRING LEAD	1		
	AT78633	HOUSING	1		
18	BRACKET	1		(AT214373 BRACKET NOT REQUIRED)
19	AT213791	BRACKET	1		
20	19M8425	CAP SCREW	2	M6 X 16	
	24M7293	WASHER	2	6.500 X 13 X 1.600 MM (0.256" X 0.512" X 0.063")	
	12M7006	LOCK WASHER	2	6.100 MM (0.240")	

TP59010 -UN-02MAR98

LOWER MONITOR COVER



TP59010

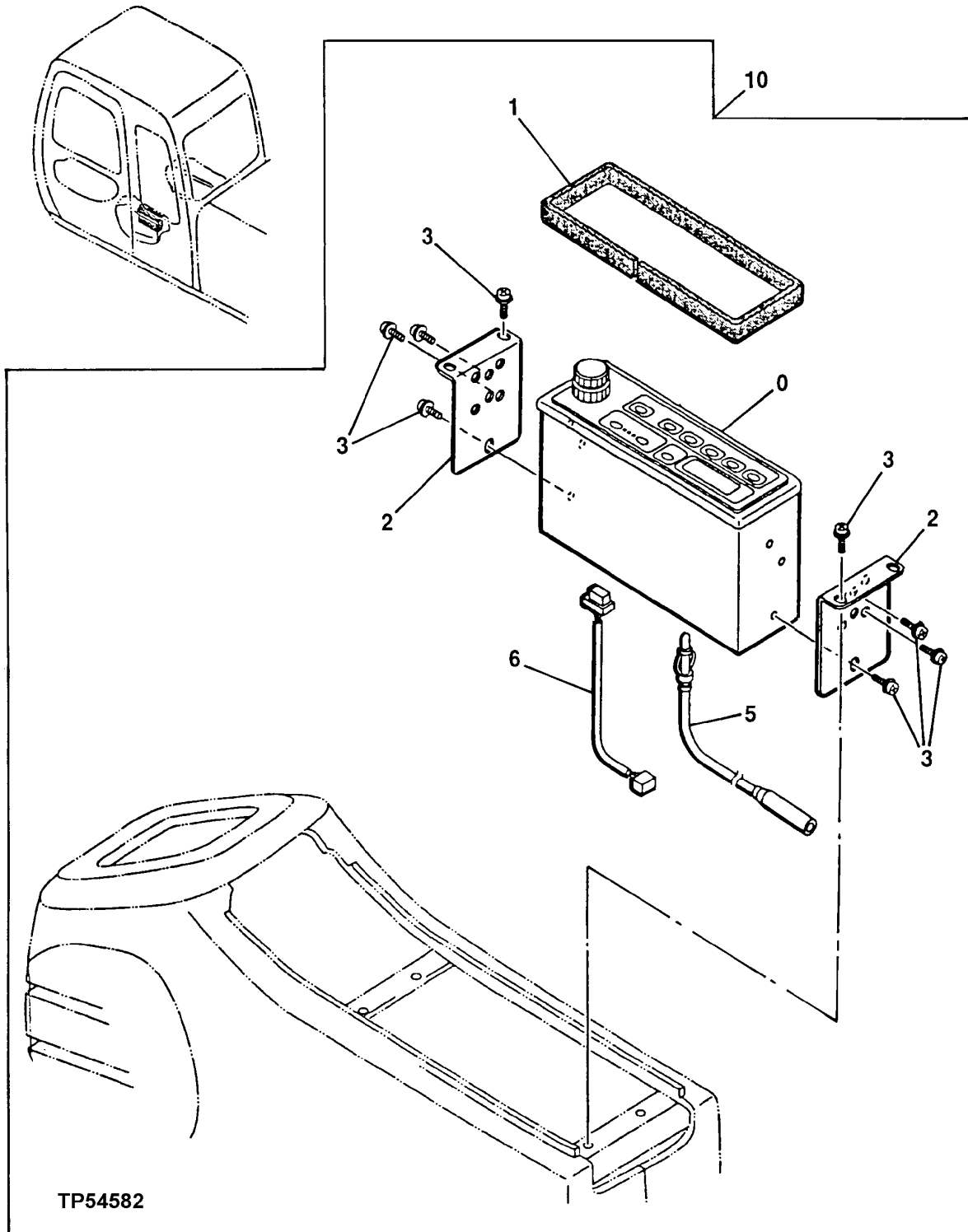
OPERATOR'S STATION

LOWER MONITOR COVER

KEY	PART NO.	PART NAME	QTY	SERIAL NO.	REMARKS
1	AT214258	HOUR METER	1		
1A	AT214259	HOUR METER	1		
1B	AT214260	LENS	1		
1D	AT213934	SCREW	3		
2	AT214261	COVER	1		
2A	AT214262	LOUVER	1		
3	AT155616	SCREW	2		
4	AP34402	COVER	1		
6	19M8425	CAP SCREW	3	M6 X 16	
	24M7293	WASHER	3	6.500 X 13 X 1.600 MM (0.256" X 0.512" X 0.063")	
	12M7006	LOCK WASHER	3	6.100 MM (0.240")	
11	AT213950	CAP	3		

TP54582 -UN-07FEB97

RADIO



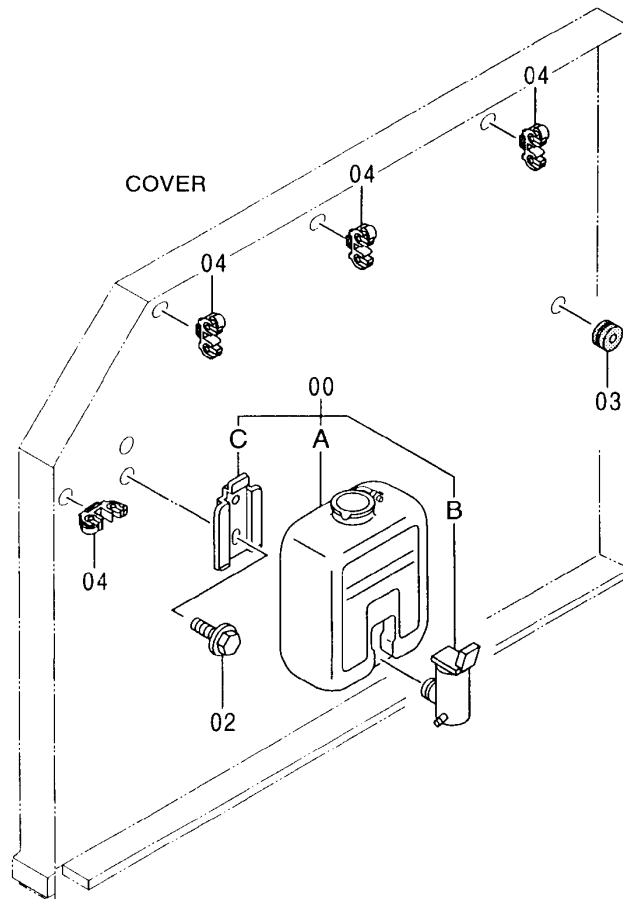
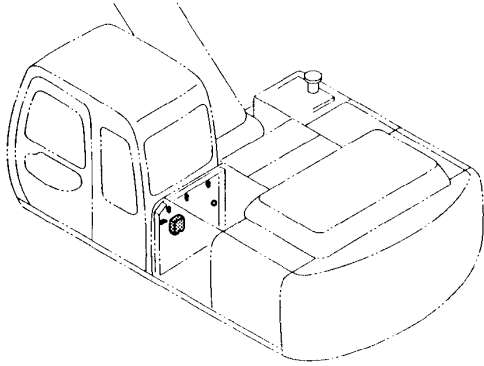
TP54582

RADIO

KEY	PART NO.	PART NAME	QTY	SERIAL NO.	REMARKS
0	AT214430	RADIO	1		
1	AT215533	RUBBER MOUNT	1		
2	AT213883	BRACKET	2		
3	19M7700	CAP SCREW	10	M5 X 10	
	12M7064	LOCK WASHER	10	5.100 MM (0.201")	
	24M7348	WASHER	10	5.500 X 10 X 1 MM (0.217" X 0.394" X 0.039")	
5	AT154913	WIRING HARNESS	1		
6	AT215479	WIRING HARNESS	1		
10	AT181125	RADIO	1	(KIT)	

TP47983 -UN-22MAY96

WINDOW WASHER



TP47983

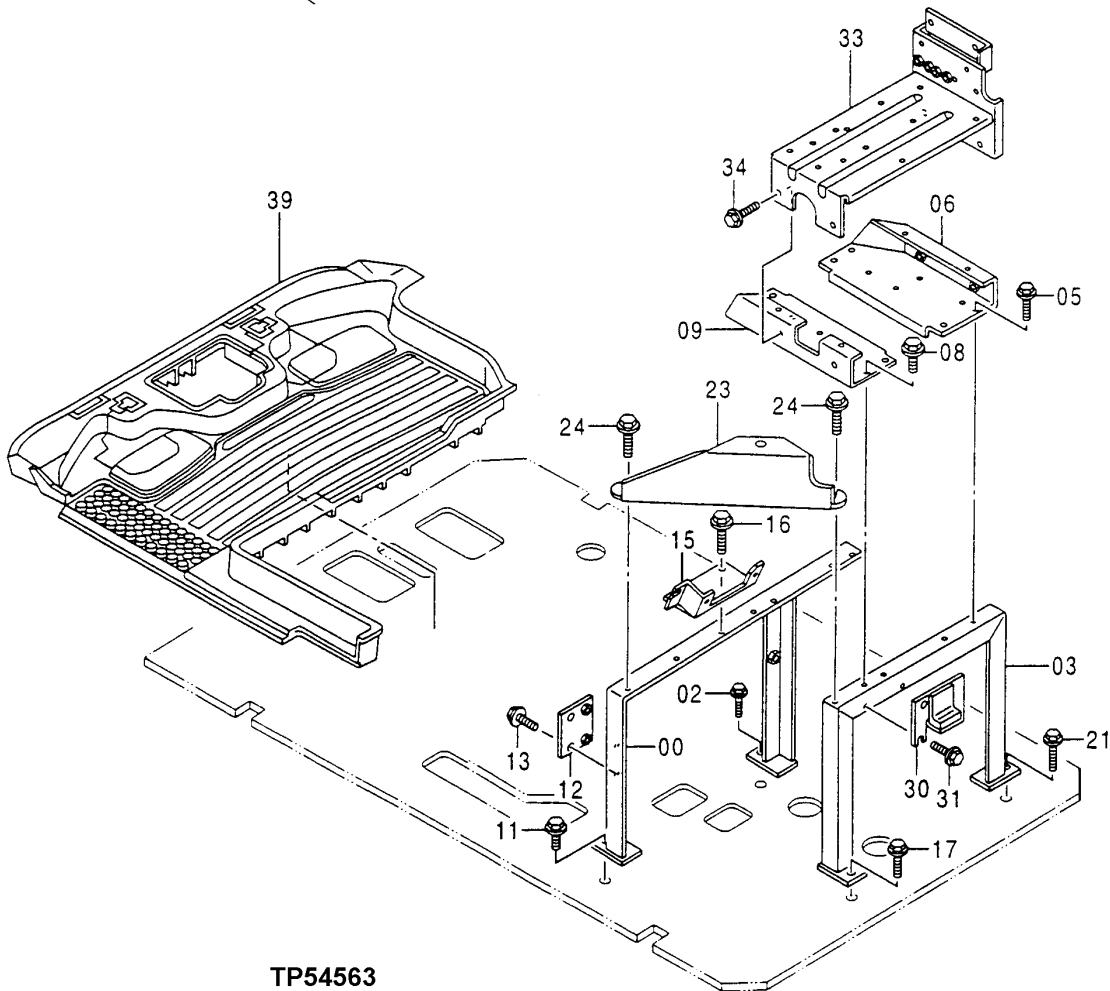
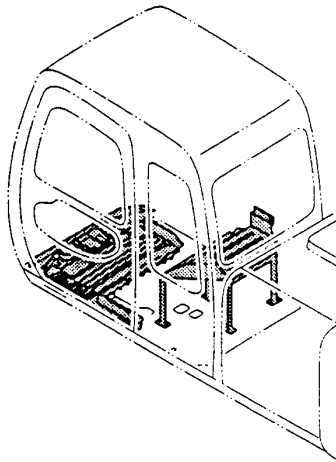
WINDOW WASHER

KEY	PART NO.	PART NAME	QTY	SERIAL NO.	REMARKS
0	AT177804	WINDSHIELD WASHER	1		
0A	AT177805	RESERVOIR	1		
0B	AT106365	PUMP	1		
0C	AT177806	BRACKET	1		
2	19M7923	CAP SCREW	2	M6 X 12	
	24M7054	WASHER	2	6.400 X 12 X 1.600 MM (0.252" X 0.472" X 0.063")	
	12M7006	LOCK WASHER	2	6.100 MM (0.240")	
3	TH102171	GROMMET	1		
4	AT213896	CLIP	4		

TP54563

-UN-14FEB97

CAB FLOOR PARTS



TP54563

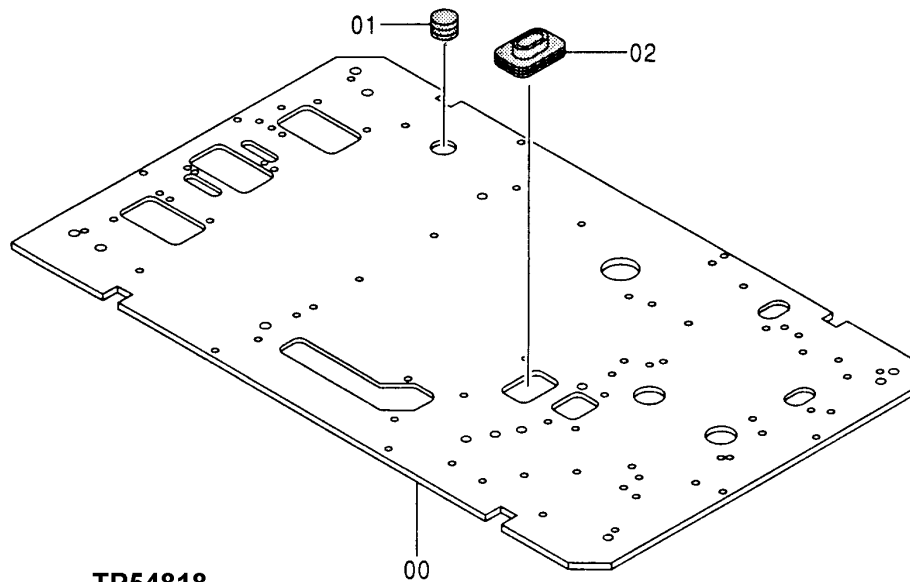
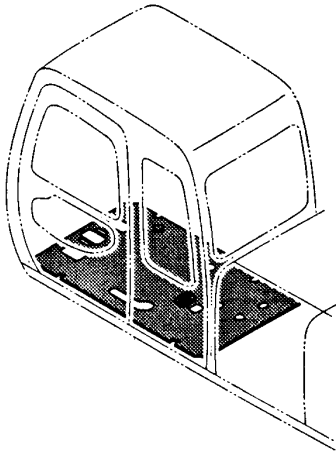
OPERATOR'S STATION

CAB FLOOR PARTS

KEY	PART NO.	PART NAME	QTY	SERIAL NO.	REMARKS
0	AT215990	SUPPORT	1		
2	12M7066	LOCK WASHER	1		
	19M7402	CAP SCREW	1		
3	AT215991	SUPPORT	1		
5	19M7881	SCREW	4	M8 X 20	
	12M7065	LOCK WASHER	4	8.100 MM (0.319")	
	24M7055	WASHER	4	8.400 X 16 X 1.600 MM (0.331" X 0.630" X 0.063")	
6	AT215996	BRACKET	1		
8	19M7881	SCREW	4	M8 X 20	
	12M7065	LOCK WASHER	4	8.100 MM (0.319")	
	24M7055	WASHER	4	8.400 X 16 X 1.600 MM (0.331" X 0.630" X 0.063")	
9	AT215997	BRACKET	1		
11	19M7662	CAP SCREW	1	M10 X 30	
	24M7028	WASHER	1	10.500 X 20 X 2 MM (0.413" X 0.787" X 0.079")	
	12M7066	LOCK WASHER	1	10.200 MM (0.402")	
12	AT216026	BRACKET	1		
13	19M7881	SCREW	2	M8 X 20	
	12M7065	LOCK WASHER	2	8.100 MM (0.319")	
	24M7055	WASHER	2	8.400 X 16 X 1.600 MM (0.331" X 0.630" X 0.063")	
15	AT215998	BRACKET	1		
16	19M7881	SCREW	2	M8 X 20	
	12M7065	LOCK WASHER	2	8.100 MM (0.319")	
	24M7055	WASHER	2	8.400 X 16 X 1.600 MM (0.331" X 0.630" X 0.063")	
17	12M7066	LOCK WASHER	1	10.200 MM (0.402")	
	19M7402	CAP SCREW	1	M10 X 25	
21	19M7662	CAP SCREW	1	M10 X 30	
	24M7028	WASHER	1	10.500 X 20 X 2 MM (0.413" X 0.787" X 0.079")	
	12M7066	LOCK WASHER	1	10.200 MM (0.402")	
23	AT216027	BRACKET	1		
24	AT177372	SCREW	2	M8 X 25	
30	AT216000	BRACKET	1		
31	19M7881	SCREW	2	M8 X 20	
	12M7065	LOCK WASHER	2	8.100 MM (0.319")	
	24M7055	WASHER	2	8.400 X 16 X 1.600 MM (0.331" X 0.630" X 0.063")	
33	AT215992	BRACKET	1		
34	19M7881	SCREW	4	M8 X 20	
	12M7065	LOCK WASHER	4	8.100 MM (0.319")	
	24M7055	WASHER	4	8.400 X 16 X 1.600 MM (0.331" X 0.630" X 0.063")	
39	AT213625	MAT	1		

TP54818 -UN-29MAY97

FLOOR PLATE



TP54818

OPERATOR'S STATION

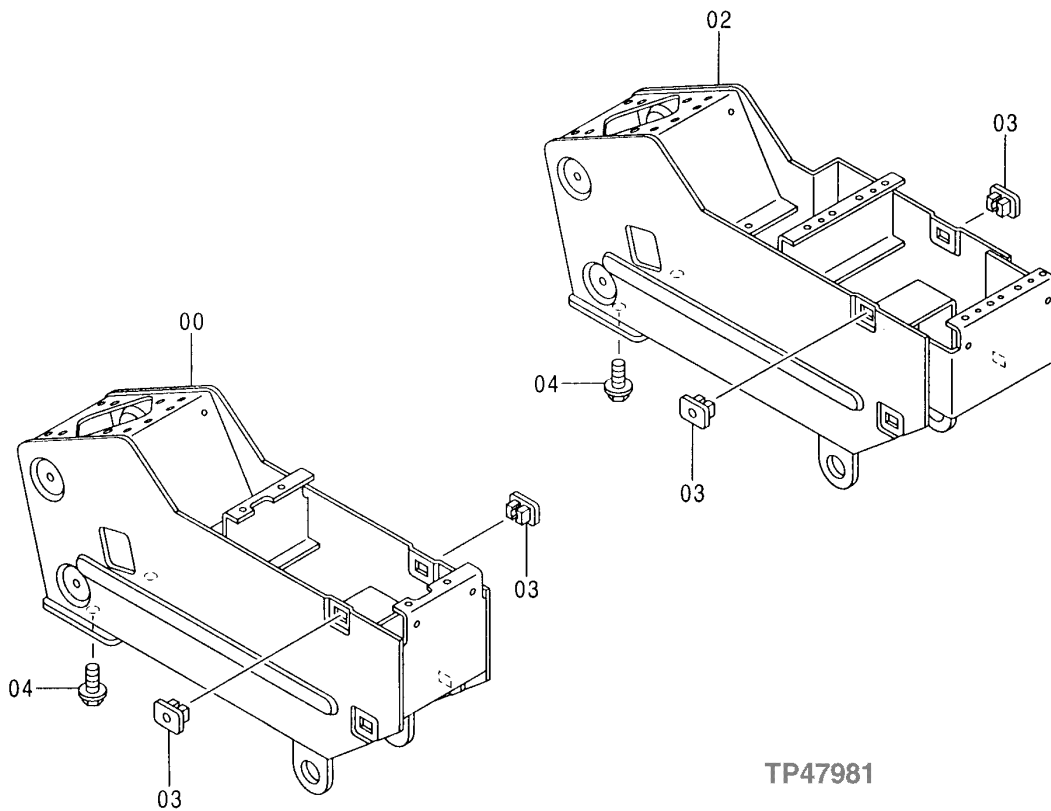
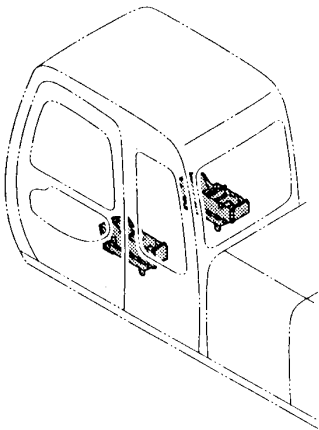
FLOOR PLATE

KEY	PART NO.	PART NAME	QTY	SERIAL NO.	REMARKS
0	AT217846	PLATFORM	1		
1	TH108616	GROMMET	1		
2	AT213954	GROMMET	1		

TP47981

-UN-21MAY96

CONSOLE



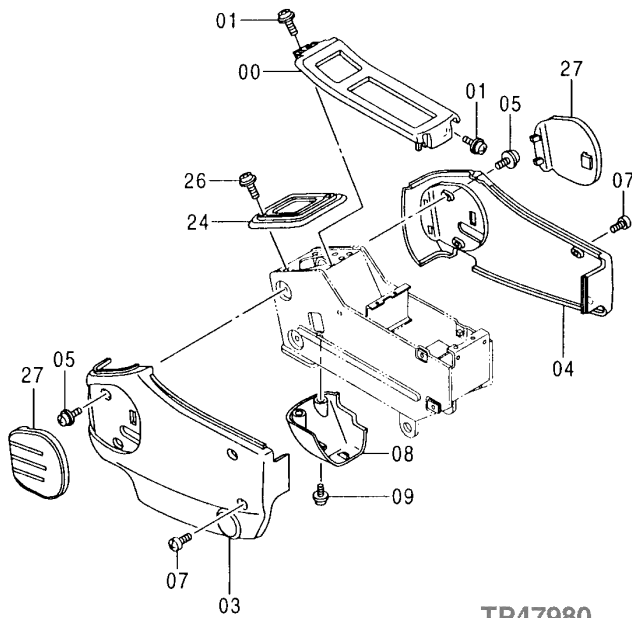
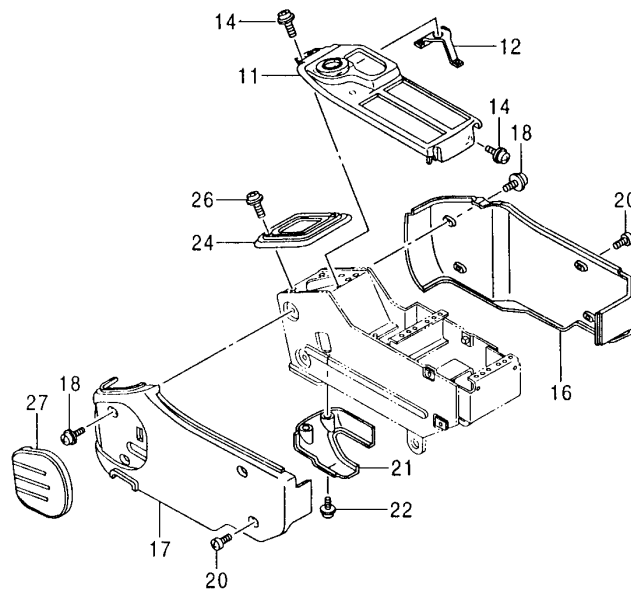
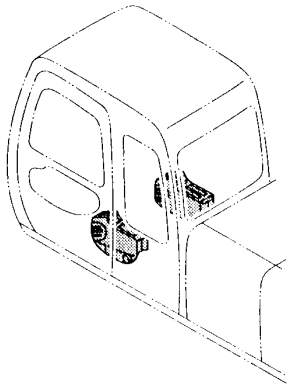
TP47981

CONSOLE

KEY	PART NO.	PART NAME	QTY	SERIAL NO.	REMARKS
0	AT214326	CONSOLE	1		
2	AT214327	CONSOLE	1		
3	AT213958	CLIP	8		
4	19M7662	CAP SCREW	4	M10 X 30	
	12M7066	LOCK WASHER	4	10.200 MM (0.402")	

TP47980 -UN-21MAY96

CONSOLE COVER



TP47980

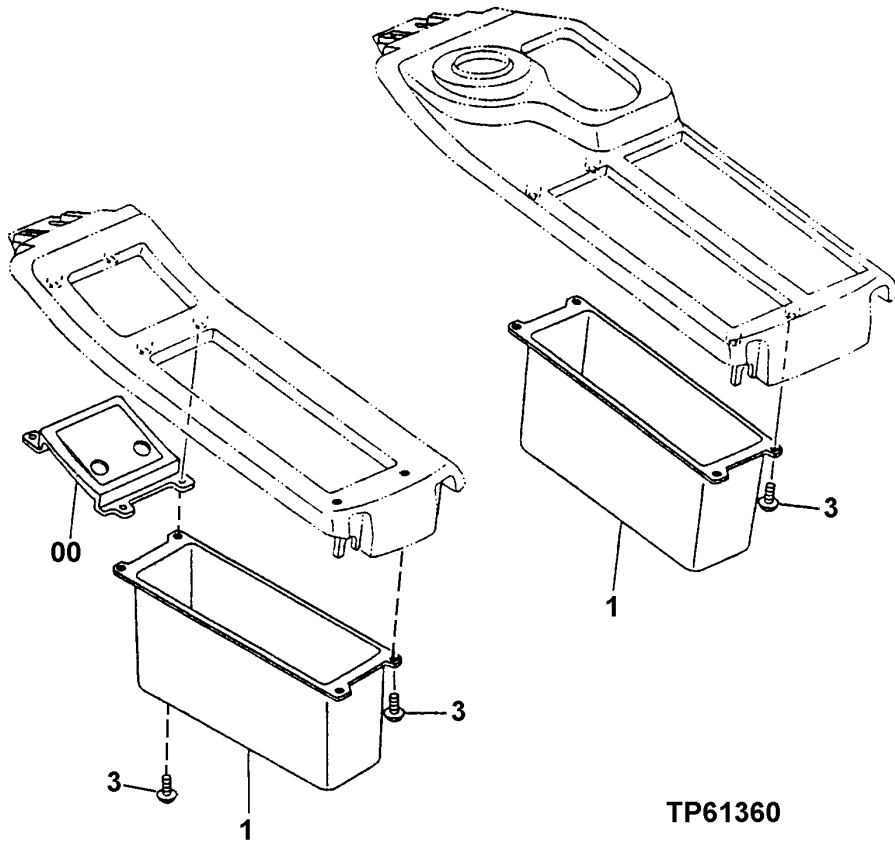
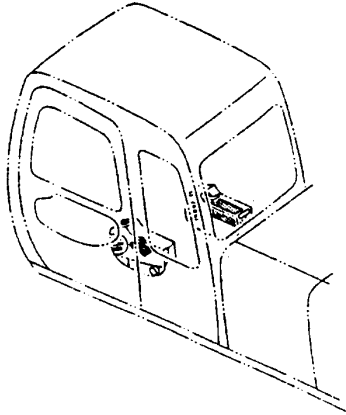
OPERATOR'S STATION

CONSOLE COVER

KEY	PART NO.	PART NAME	QTY	SERIAL NO.	REMARKS
0	AT213726	COVER	1		
1	21M7246	SCREW	4	M6 X 16	
	24M7105	WASHER	4	6 X 12 X 1.600 MM (0.236" X 0.472" X 0.063")	
	12M7006	LOCK WASHER	4	6.100 MM (0.240")	
3	AT213722	COVER	1		
4	AT213723	COVER	1		
5	21M7246	SCREW	4	M6 X 16	
	24M7105	WASHER	4	6 X 12 X 1.600 MM (0.236" X 0.472" X 0.063")	
	12M7006	LOCK WASHER	4	6.100 MM (0.240")	
7	AT214012	SCREW	4		
8	AT213779	COVER	1		
9	21M7246	SCREW	2	M6 X 16	
	24M7105	WASHER	2	6 X 12 X 1.600 MM (0.236" X 0.472" X 0.063")	
	12M7006	LOCK WASHER	2	6.100 MM (0.240")	
11	AT214324	COVER	1		
12	AT213783	BRACKET	1		
14	21M7246	SCREW	4	M6 X 16	
	24M7105	WASHER	4	6 X 12 X 1.600 MM (0.236" X 0.472" X 0.063")	
	12M7006	LOCK WASHER	4	6.100 MM (0.240")	
16	AT213725	COVER	1		
17	AT213724	COVER	1		
18	21M7246	SCREW	4	M6 X 16	
	24M7105	WASHER	4	6 X 12 X 1.600 MM (0.236" X 0.472" X 0.063")	
	12M7006	LOCK WASHER	4	6.100 MM (0.240")	
20	AT214012	SCREW	4		
21	AT213778	COVER	1		
22	21M7246	SCREW	2	M6 X 16	
	24M7105	WASHER	2	6 X 12 X 1.600 MM (0.236" X 0.472" X 0.063")	
	12M7006	LOCK WASHER	2	6.100 MM (0.240")	
24	AT213739	COVER	2		
26	19M7177	CAP SCREW	8	M6 X 35	
	24M7293	WASHER	8	6.500 X 13 X 1.600 MM (0.256" X 0.512" X 0.063")	
	12M7006	LOCK WASHER	8	6.100 MM (0.240")	
27	AT213960	COVER	3		

TP61360 -UN-22OCT98

CONSOLE COVER



TP61360

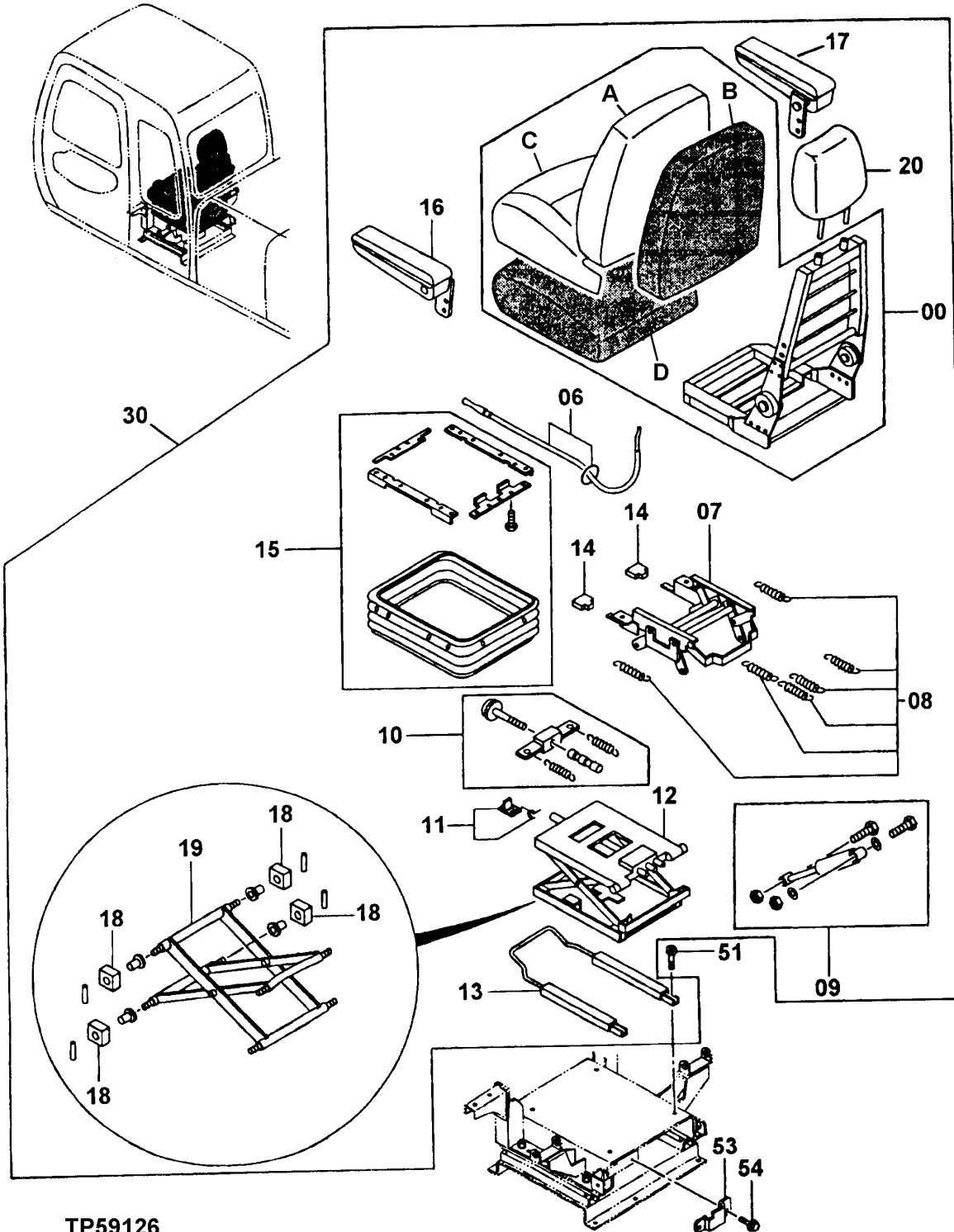
OPERATOR'S STATION

CONSOLE COVER

KEY	PART NO.	PART NAME	QTY	SERIAL NO.	REMARKS
0	AT215485	PANEL	1		
1	AT213782	TRAY	2		(LEFT TRAY FOR USE ON UNITS WITHOUT RADIO)
3	AT214011	SCREW	8		

TP59126 -UN-13MAY98

SEAT ASSEMBLY



TP59126

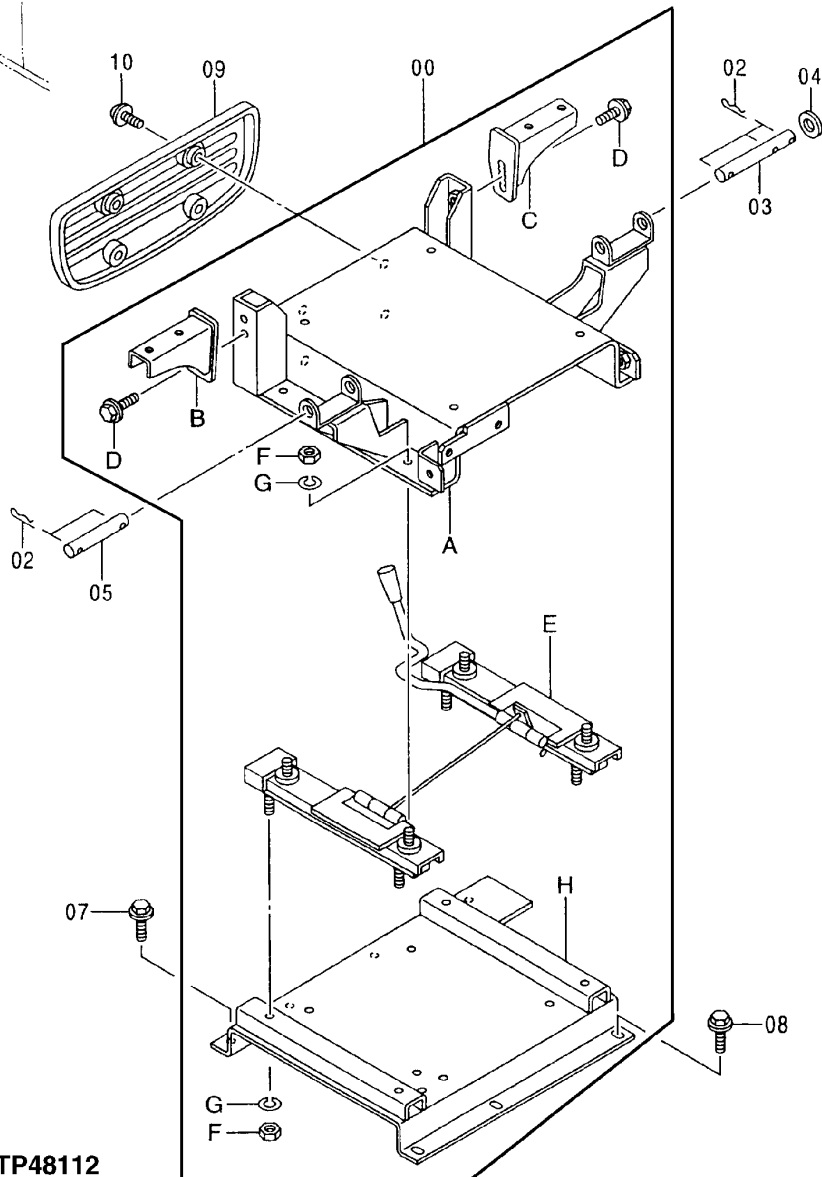
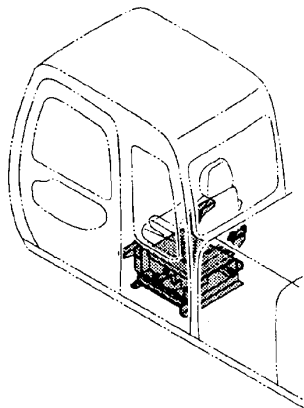
OPERATOR'S STATION

SEAT ASSEMBLY

KEY	PART NO.	PART NAME	QTY	SERIAL NO.	REMARKS
0	AT180970	CUSHION	1		
0A	AT250443	CUSHION COVER	1		
0B	AT250444	SEAT BACK	1		
0C	AT250445	CUSHION COVER	1		
0D	AT250446	CUSHION	1		
6	AT216522	CABLE	1		
7	AT180971	STAND	1		
8	AT180972	SPRING	1		
9	AT180973	TORSIONAL DAMPENER	1		
10	AT180974	ADJUSTER	1		
11	AT180975	STOP	1		
12	AT180976	SEAT SUSPENSION	1		
13	AT180977	ADJUSTER	1		
14	AT216532	KIT	1		(KNOB)
15	AT180978	COVER	1		
16	AT216533	ARMREST	1		
	AT179815	ARMREST	1		(4 INCH WIDE LEFT ARMREST)
17	AT216534	ARMREST	1		
	AT179816	ARMREST	1		(4 INCH RIGHT ARMREST)
18	AT180979	BUSHING	1		(SET OF FOUR)
19	AT180980	LINK	1		
20	AT216521	HEAD RESTRAINT	1		
21	19M8818	SCREW	4		M8 X 60, (USE WITH 4 INCH WISE ARMRESTS) (NOT ILLUSTRATED)
30	AT215571	SEAT	1		
51	AT217709	BOLT	4		
53	AT215490	BRACKET	1		
54	19M7407	CAP SCREW	2		M8 X 25
	12M7065	LOCK WASHER	2		8.100 MM (0.319")
	24M7055	WASHER	2		8.400 X 16 X 1.600 MM (0.331" X 0.630" X 0.063")

TP48112 -UN-07AUG96

SEAT STAND



TP48112

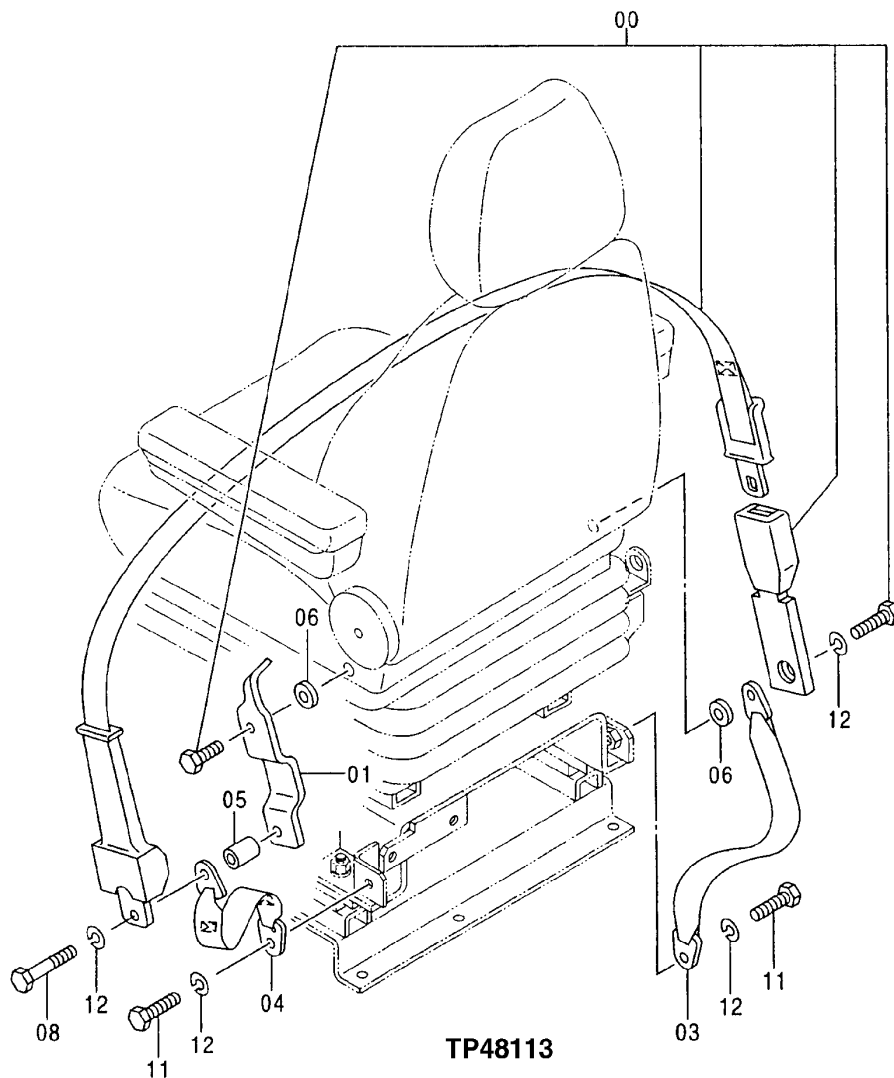
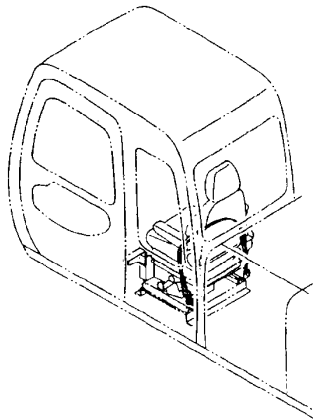
OPERATOR'S STATION

SEAT STAND

KEY	PART NO.	PART NAME	QTY	SERIAL NO.	REMARKS
0	STAND	1		(NOT AVAILABLE FOR SERVICE)
0A	AT215580	PLANET PINION CARRIER	1		
0B	AT215596	BRACKET	1		
0C	AT215597	BRACKET	1		
0D	19M7402	CAP SCREW	4	M10 X 25	
	12M7066	LOCK WASHER	4	10.200 MM (0.402")	
	24M7028	WASHER	4	10.500 X 20 X 2 MM (0.413" X 0.787" X 0.079")	
0E	AT215566	DRAWER SLIDE	1		
0F	TH104196	NUT	8		
0G	12M7066	LOCK WASHER	8	10.200 MM (0.402")	
0H	AT215608	BASE	1		
2	P63175	SPRING LOCKING PIN	5		
3	AT215518	PIN	1		
4	N231749	WASHER	1	20.625 X 38.100 X 6.350 MM (13/16" X 1-1/2" X 1/4")	
5	AT215555	PIN	1		
7	19M7402	CAP SCREW	4	M10 X 25	
	12M7066	LOCK WASHER	4	10.200 MM (0.402")	
	24M7028	WASHER	4	10.500 X 20 X 2 MM (0.413" X 0.787" X 0.079")	
8	19M7402	CAP SCREW	3	M10 X 25	
	12M7066	LOCK WASHER	3	10.200 MM (0.402")	
	24M7028	WASHER	3	10.500 X 20 X 2 MM (0.413" X 0.787" X 0.079")	
9	AT215483	COVER	1		
10	21M7277	SCREW	4	M6 X 25	
	12M7006	LOCK WASHER	4	6.100 MM (0.240")	
	24M7293	WASHER	4	6.500 X 13 X 1.600 MM (0.256" X 0.512" X 0.063")	

TP48113 -UN-05AUG96

SEAT BELT



OPERATOR'S STATION

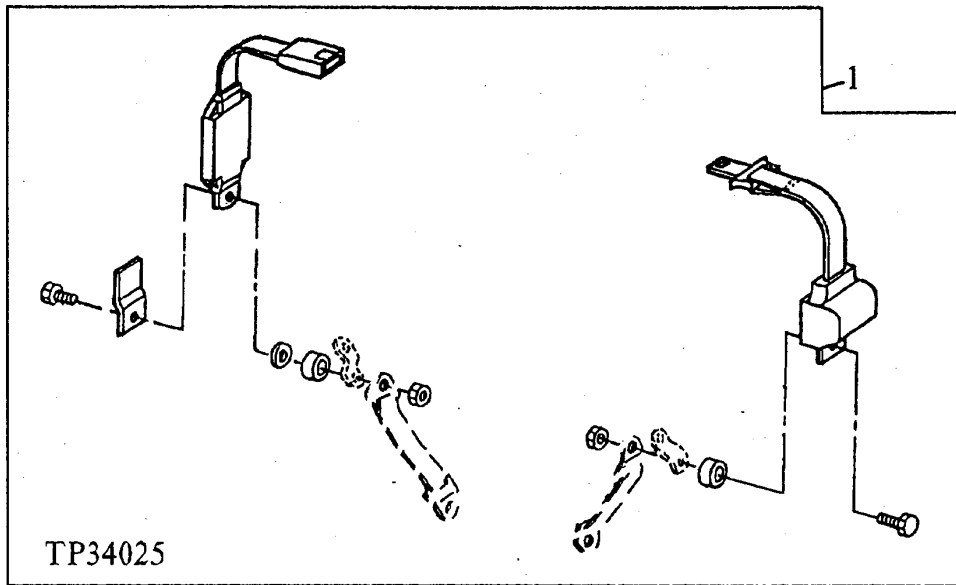
SEAT BELT

KEY	PART NO.	PART NAME	QTY	SERIAL NO.	REMARKS
0	AT215572	SEAT BELT	1		
1	AT215609	BRACKET	1		
3	AT215563	SEAT BELT	1		
4	AT215537	SEAT BELT	1		
5	AT215564	SLEEVE	1		
6	AT215565	WASHER	2		
8	AT215561	CAP SCREW	1		
11	AT215492	CAP SCREW	2		
12	AT215470	SPRING WASHER	4		

MEMORANDA

TP34025 -UN-01JAN94

RETRACTABLE SEAT BELT
76MM (3 IN.) WIDE

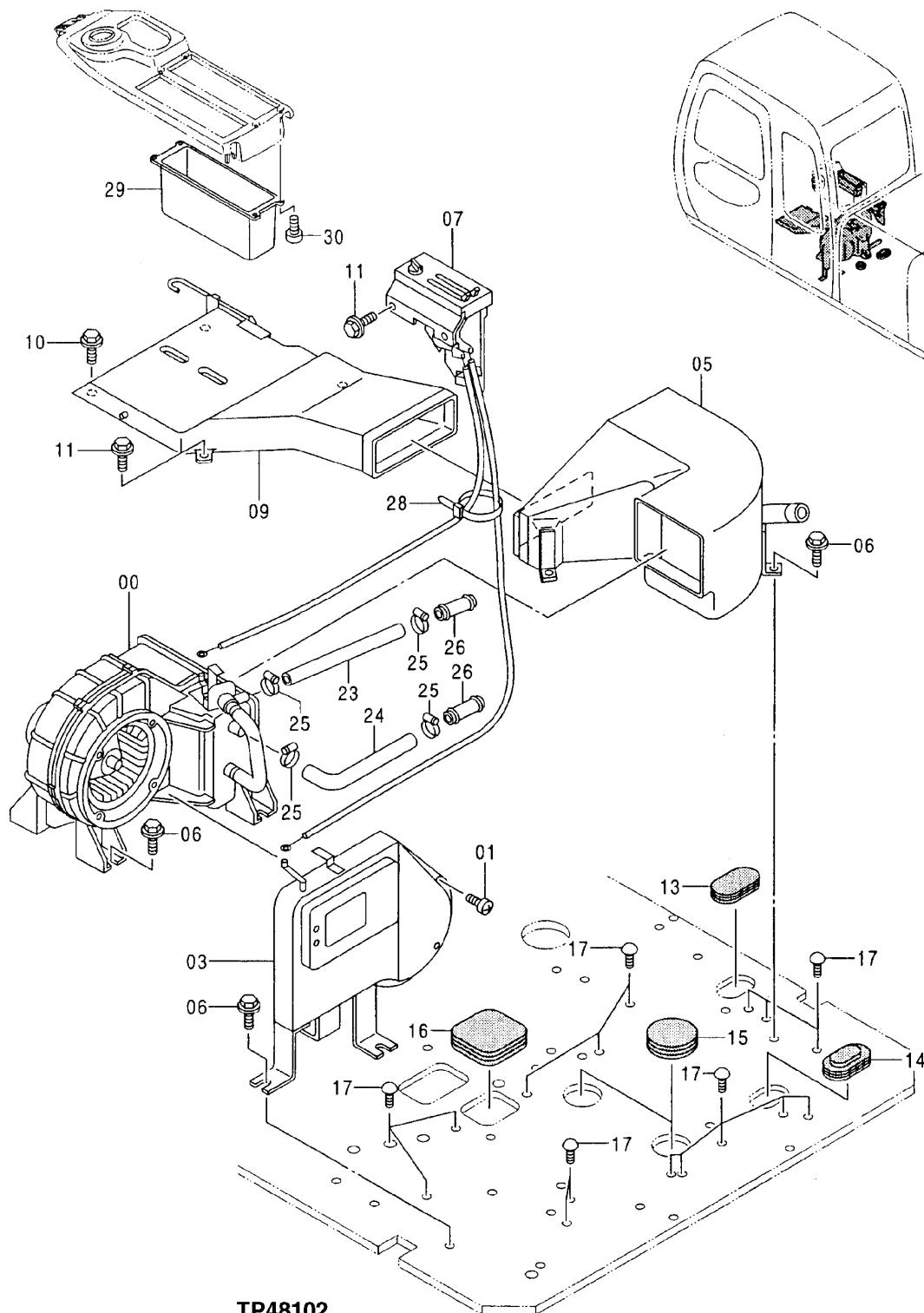


KEY	PART NO.	PART NAME	QTY	SERIAL NO.	REMARKS
1	AT171619	SEAT BELT	1		

TP48102

-UN-06AUG96

CAB HEATER



TP48102

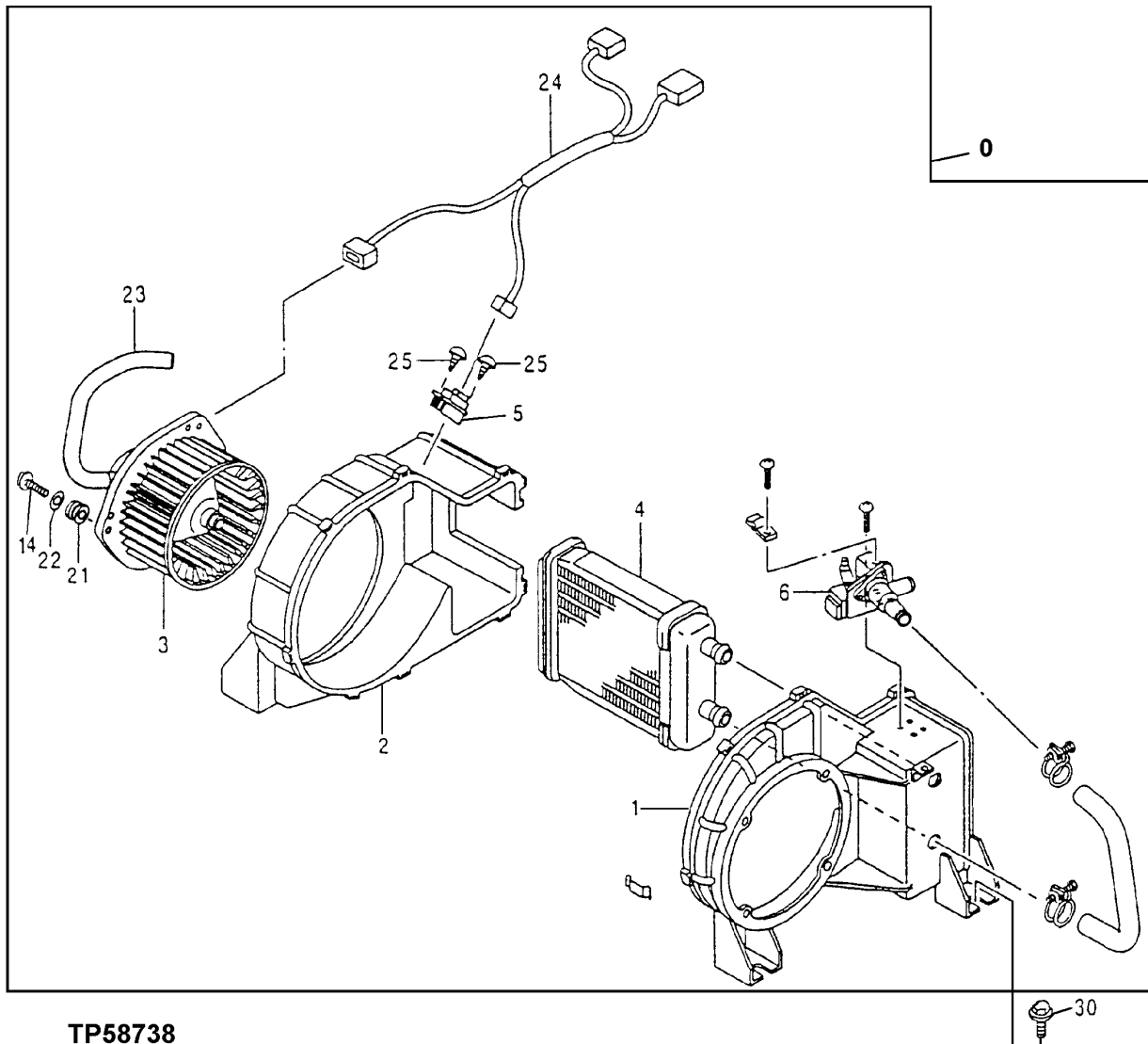
OPERATOR'S STATION

CAB HEATER

KEY	PART NO.	PART NAME	QTY	SERIAL NO.	REMARKS
0	AT213979	HEATER	1		
1	AT213944	SCREW	3		
3	AT214025	SUPPORT	1		
5	AT215104	AIR DUCT	1		
6	19M7402	CAP SCREW	10	M10 X 25	
	12M7066	LOCK WASHER	10	10.200 MM (0.402")	
	24M7028	WASHER	10	10.500 X 20 X 2 MM (0.413" X 0.787" X 0.079")	
7	AT213983	CONTROL	1		
9	AT214035	AIR DUCT	1		
10	AT213603	SCREW, WITH WASHER	2		
11	19M7881	SCREW	4	M8 X 20	
	12M7065	LOCK WASHER	4	8.100 MM (0.319")	
	24M7055	WASHER	4	8.400 X 16 X 1.600 MM (0.331" X 0.630" X 0.063")	
13	AT154344	GROMMET	1		
14	AT214398	PLUG	1		
15	AT214003	GROMMET	2		
16	AT214001	GROMMET	1		
17	AT154351	PLUG	16		
23	AT214174	HOSE	1		
24	AT213898	HOSE	1		
25	AA34965	CLAMP	4		
26	AT213885	TUBE	2		
28	H77698	TIE BAND	3		
29	AT213782	TRAY	1		
30	AT214011	SCREW	4		

TP58738 -UN-11AUG97

HEATER COMPONENTS



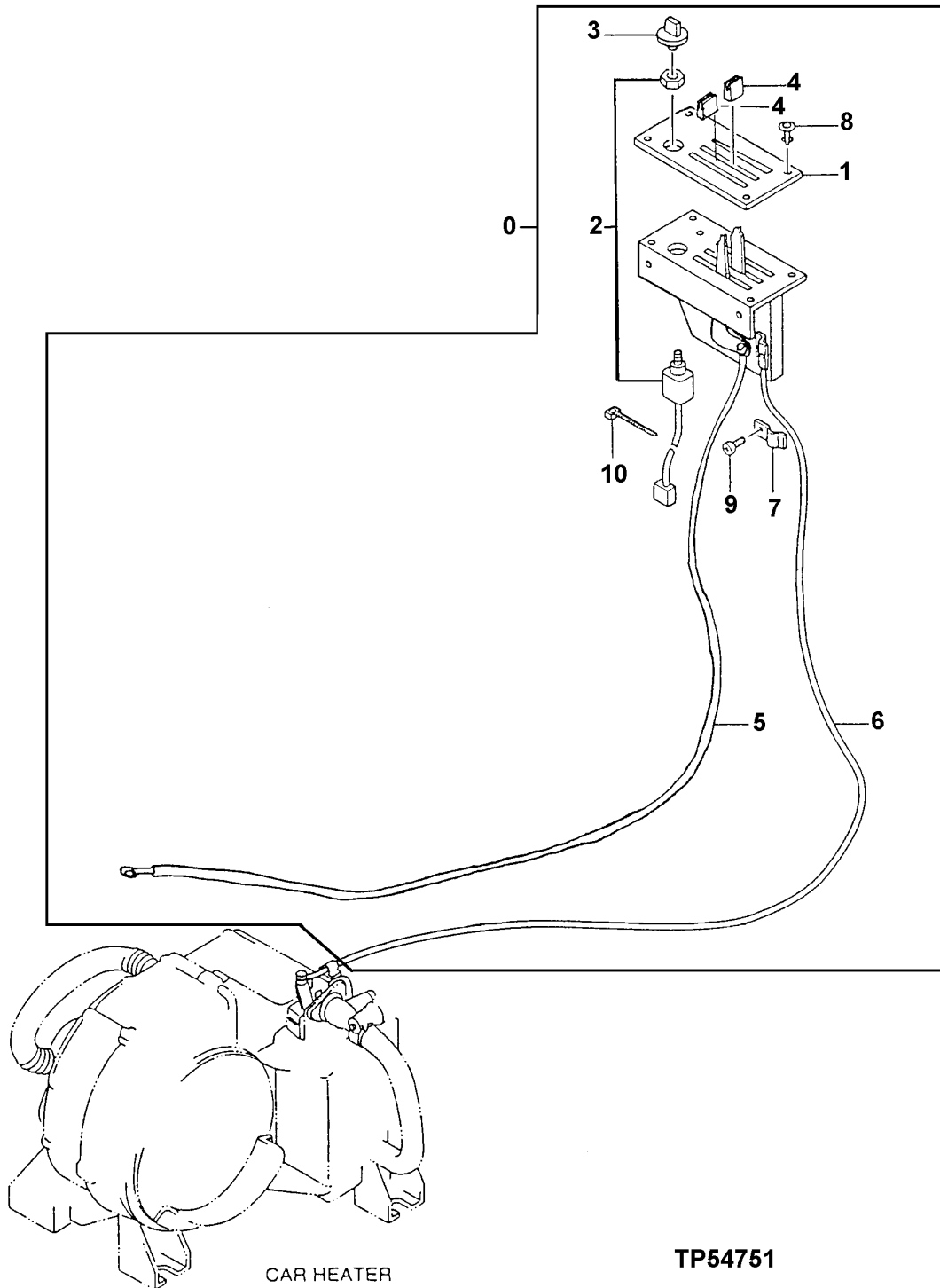
TP58738

HEATER COMPONENTS

KEY	PART NO.	PART NAME	QTY	SERIAL NO.	REMARKS
0	AT213979	HEATER	1		
1	AT218131	HOUSING	1		
2	AT218132	HOUSING	1		
3	AT181058	MOTOR	1		
4	AT155638	CORE	1		
5	AT214217	RESISTOR	1		
6	AT181072	VALVE	1		
14	AT181073	SCREW	3		
21	AT214213	RUBBER MOUNT	3		
22	AT214245	WASHER	3		
23	AT181074	HYDRAULIC HOSE	1		
24	AT181075	WIRING HARNESS	1		
25	AT214256	SCREW	2		
30	19M7662	CAP SCREW	4		M10 X 30
	12M7066	LOCK WASHER	4		10.200 MM (0.402")
	24M7028	WASHER	4		10.500 X 20 X 2 MM (0.413" X 0.787" X 0.079")

TP54751 -UN-24APR97

HEATER CONTROLLER



CAR HEATER

TP54751

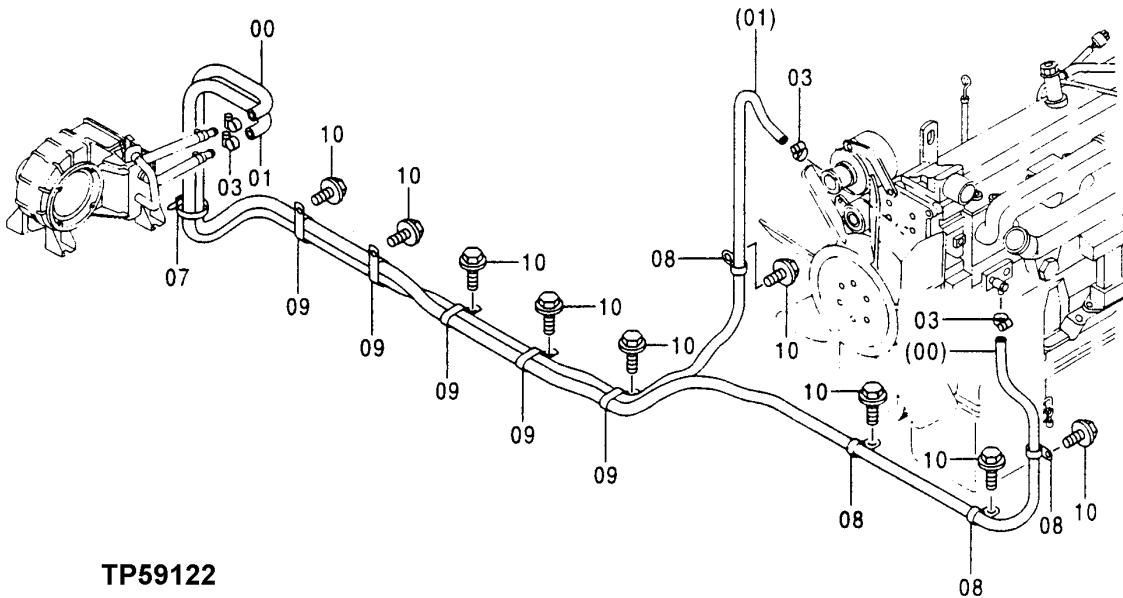
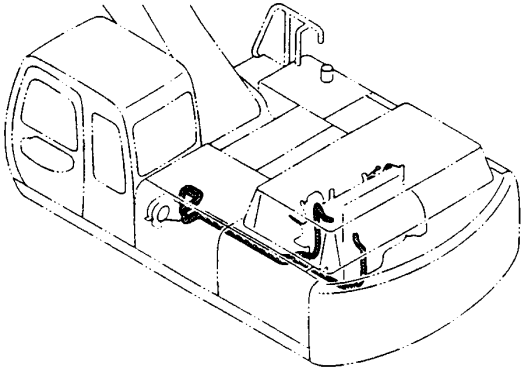
OPERATOR'S STATION

HEATER CONTROLLER

KEY	PART NO.	PART NAME	QTY	SERIAL NO.	REMARKS
0	AT213983	CONTROL	1		
1	AT181076	PANEL	1		
2	AT181077	SWITCH	1		
3	AT181078	KNOB	1		
4	AT181079	KNOB	2		
5	AT181080	PUSH PULL CABLE	1		
6	AT181081	PUSH PULL CABLE	1		
7	AT181082	CLAMP	1		
8	AT155628	CLAMP	4		
9	21M7282	SCREW	1	M5 X 8	
10	AT181083	TIE BAND	1		

HEATER PIPINGS
(FOR UNITS WITHOUT AIR CONDITIONER)

TP59122 -UN-07MAY98



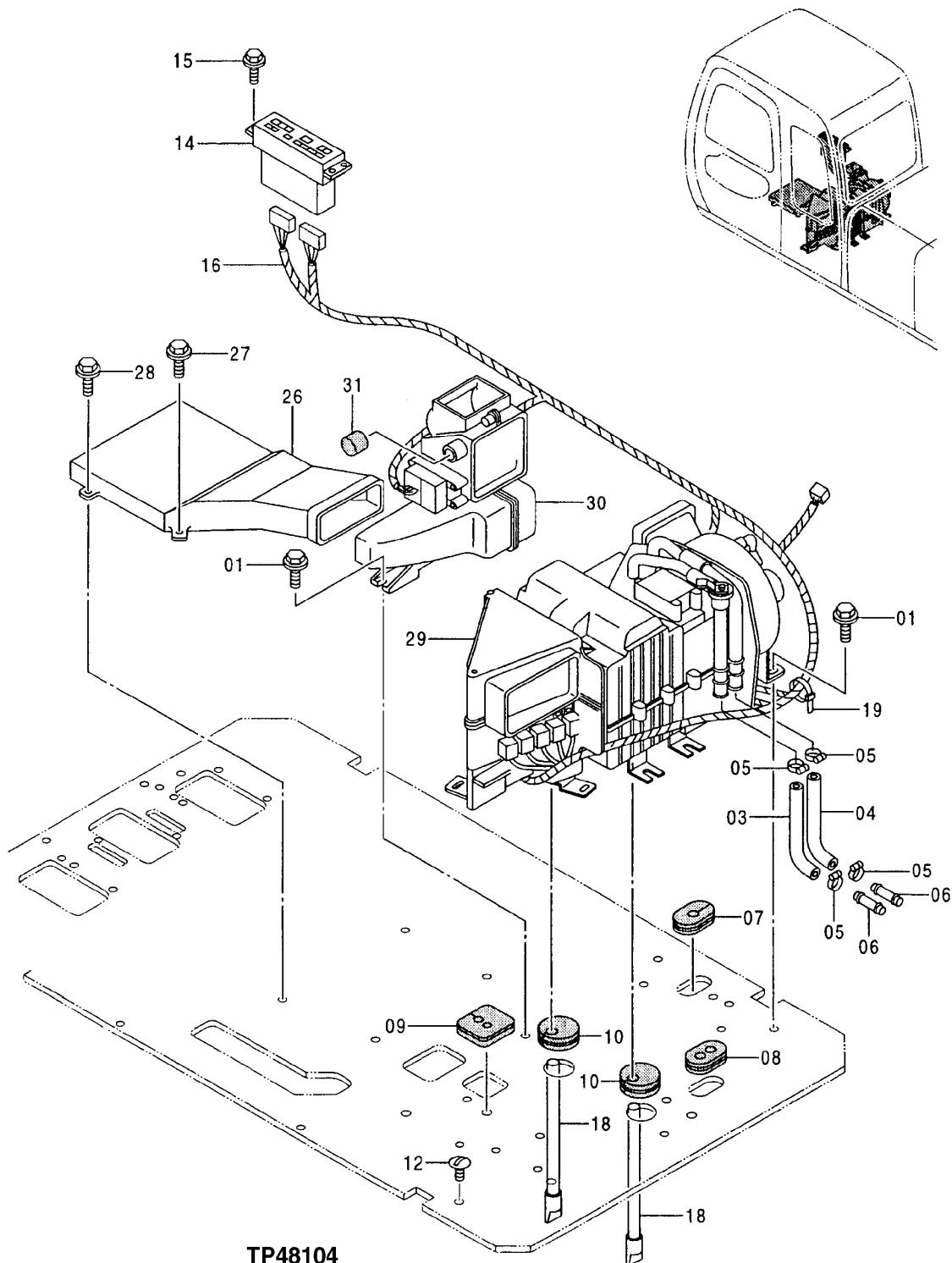
TP59122

**HEATER PIPINGS
(FOR UNITS WITHOUT AIR CONDITIONER)**

KEY	PART NO.	PART NAME	QTY	SERIAL NO.	REMARKS
0	HOSE	1		(WATER) (FURNISH TY22328 BULK MATERIAL CUT TO LENGTH) (AT250111 NOT AVAILABLE FOR SERVICE)
1	HOSE	1		(WATER) (FURNISH TY22328 BULK MATERIAL CUT TO LENGTH) (AT250112 NOT AVAILABLE FOR SERVICE)
3	AA34965	CLAMP	4		
7	H77698	TIE BAND	1		
8	AT122384	CLIP	4		
9	TH109445	CLIP	5		
10	19M7938	CAP SCREW	9		M10 X 20
	12M7066	LOCK WASHER	9		10.200 MM (0.402")

TP48104 -UN-06AUG96

AIR CONDITIONER



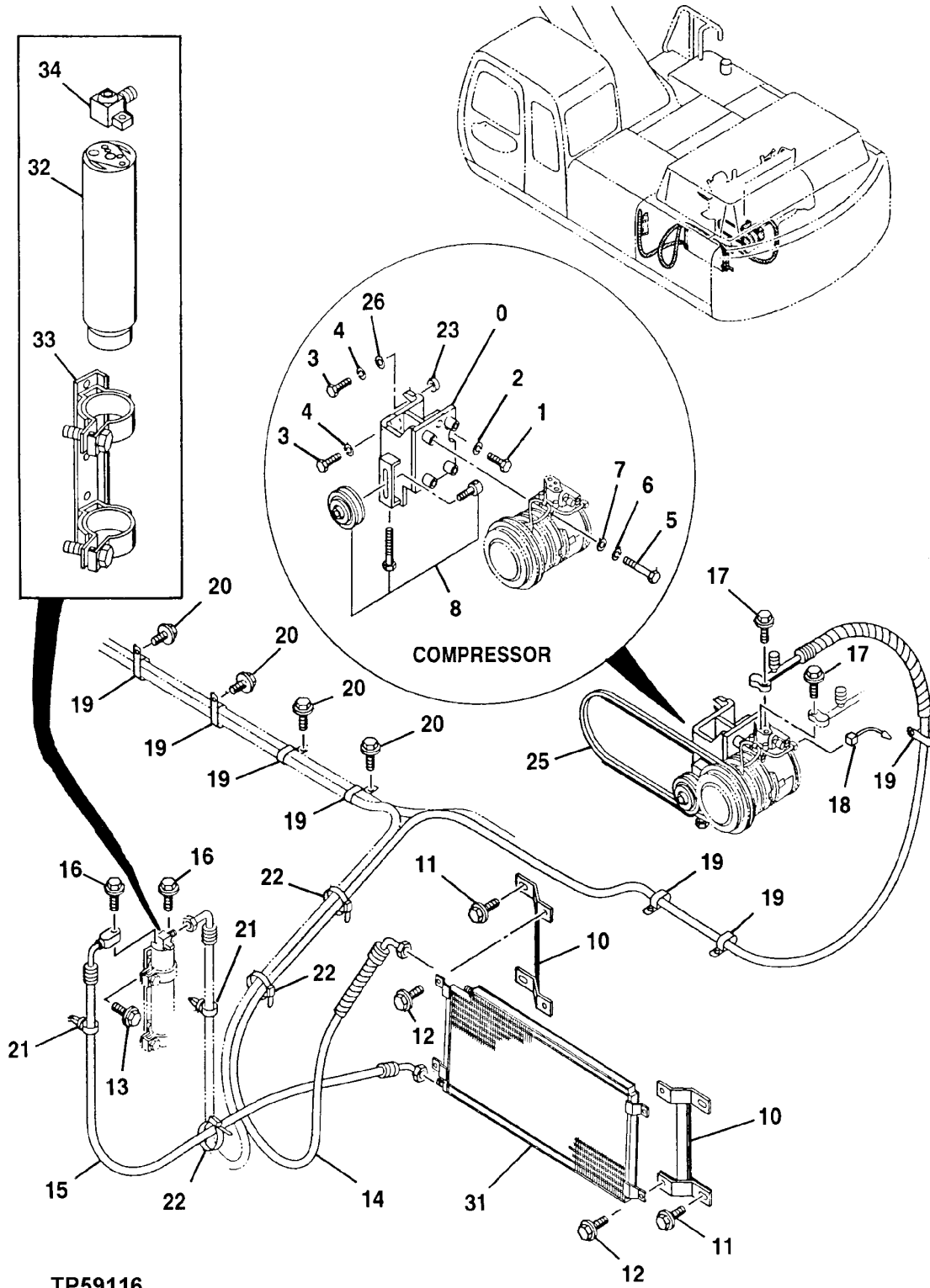
OPERATOR'S STATION

AIR CONDITIONER

KEY	PART NO.	PART NAME	QTY	SERIAL NO.	REMARKS
1	19M7402	CAP SCREW	11	M10 X 25	
	12M7066	LOCK WASHER	11	10.200 MM (0.402")	
	24M7028	WASHER	11	10.500 X 20 X 2 MM (0.413" X 0.787" X 0.079")	
3	AT214027	HOSE	1		
4	AT213898	HOSE	1		
5	AA34965	CLAMP	4		
6	AT213885	TUBE	2		
7	AT215560	GROMMET	1		
8	AT154344	GROMMET	1		
9	AT215523	GROMMET	1		
10	AT214002	GROMMET	2		
12	AT154351	PLUG	13		
14	AT215530	CONTROL	1		
15	21M7265	SCREW	4	M5 X 12	
16	AT215480	WIRING HARNESS	1		
18	AT215495	HYDRAULIC HOSE	2		
19	H77698	TIE BAND	7		
26	AT213940	AIR DUCT	1		
27	12M7065	LOCK WASHER	2	8.100 MM (0.319")	
	19M7881	SCREW	2	M8 X 20	
	24M7055	WASHER	2	8.400 X 16 X 1.600 MM (0.331" X 0.630" X 0.063")	
28	AT213603	SCREW, WITH WASHER	2		
29	AT215529	AIR CONDITIONER	1		
30	AT215531	HOUSING	1		
31	AT215521	PLUG	1		

TP59116 -UN-22MAY98

AIR CONDITIONER SYSTEM



TP59116

OPERATOR'S STATION

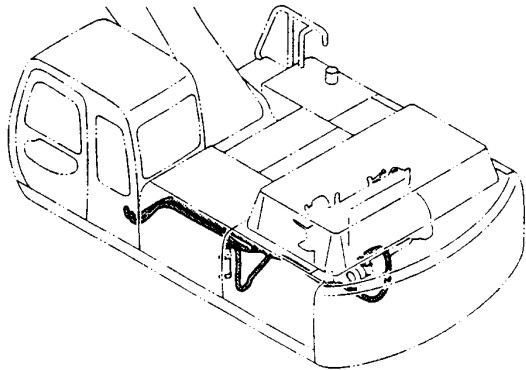
AIR CONDITIONER SYSTEM

KEY	PART NO.	PART NAME	QTY	SERIAL NO.	REMARKS
0	AT250190	BRACKET	1		
1	19M7488	CAP SCREW	1	M16 X 40	
2	12H294	LOCK WASHER	1	15.875 MM (5/8")	
3	19H2473	CAP SCREW	2	12.700 X 44.450 MM (1/2" X 1-3/4")	
4	12H301	LOCK WASHER	2	12.700 MM (1/2")	
5	AT218182	BOLT	4		
6	12M7065	LOCK WASHER	4	8.100 MM (0.319")	
7	24M7055	WASHER	4	8.400 X 16 X 1.600 MM (0.331" X 0.630" X 0.063")	
8	AT213915	IDLER	1		
10	AT250238	BRACKET	2		
11	19M7402	CAP SCREW	4	M10 X 25	
	12M7066	LOCK WASHER	4	10.200 MM (0.402")	
	24M7028	WASHER	4	10.500 X 20 X 2 MM (0.413" X 0.787" X 0.079")	
12	19M7881	SCREW	4	M8 X 20	
	12M7065	LOCK WASHER	4	8.100 MM (0.319")	
	24M7055	WASHER	4	8.400 X 16 X 1.600 MM (0.331" X 0.630" X 0.063")	
13	19M7881	SCREW	2	M8 X 20	
	12M7065	LOCK WASHER	2	8.100 MM (0.319")	
	24M7055	WASHER	2	8.400 X 16 X 1.600 MM (0.331" X 0.630" X 0.063")	
14	AT250116	REFRIGERANT HOSE	1		
15	AT250114	REFRIGERANT HOSE	1		
16	19M7933	CAP SCREW	2	M6 X 25	
	12M7006	LOCK WASHER	2	6.100 MM (0.240")	
	24M7054	WASHER	2	6.400 X 12 X 1.600 MM (0.252" X 0.472" X 0.063")	
17	19M7874	CAP SCREW	2	M6 X 30	
	12H302	LOCK WASHER	2	6.350 MM (1/4")	
18	AT215519	WIRING HARNESS	1		
19	TH108793	CLIP	7		
20	19M7938	CAP SCREW	4	M10 X 20	
	12M7066	LOCK WASHER	4	10.200 MM (0.402")	
21	AT154928	CLIP	2		
22	H77698	TIE BAND	3		
23	AT250121	SPACER	1		
25	AT184268	BELT	1		
26	AT200011	WASHER	1		
31	AT215526	VAPOR CONDENSER	1		
32	AT215511	TANK	1		
33	AT215512	SUPPORT	1		
34	AT181084	ADAPTER	1		

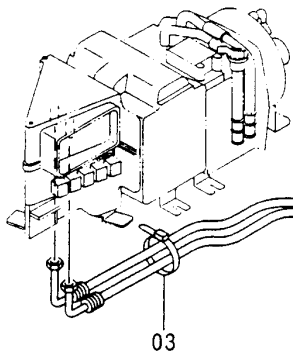
TP59117

-UN-06MAY98

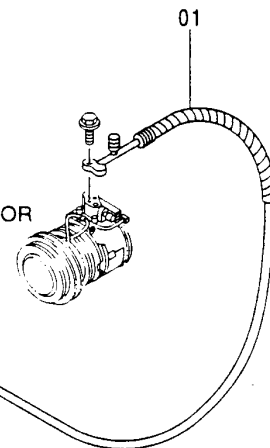
AIR CONDITIONER PIPING



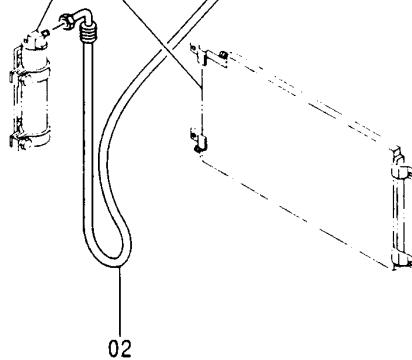
AIR-CON. UNIT



COMPRESSOR



AIR-CON. PARTS



TP59117

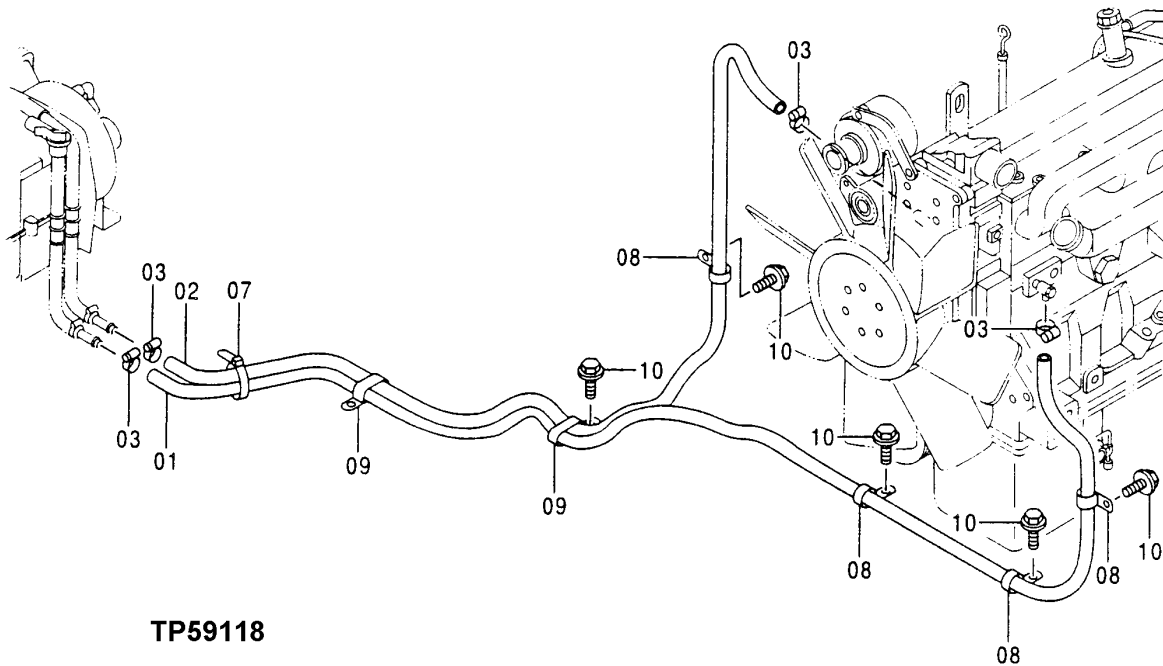
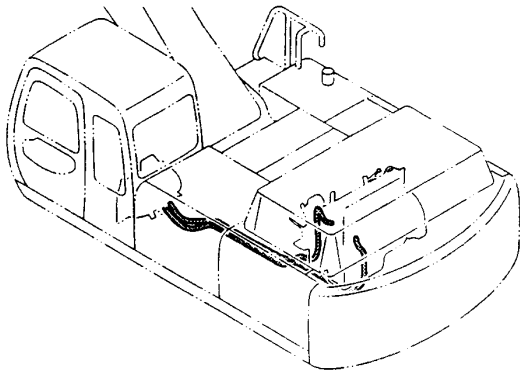
OPERATOR'S STATION

AIR CONDITIONER PIPING

KEY	PART NO.	PART NAME	QTY	SERIAL NO.	REMARKS
0	AT250115	REFRIGERANT HOSE	1		
1	AT250069	REFRIGERANT HOSE	1		
3	H77698	TIE BAND	1		

TP59118 -UN-06MAY98

AIR CONDITIONER PIPINGS



TP59118

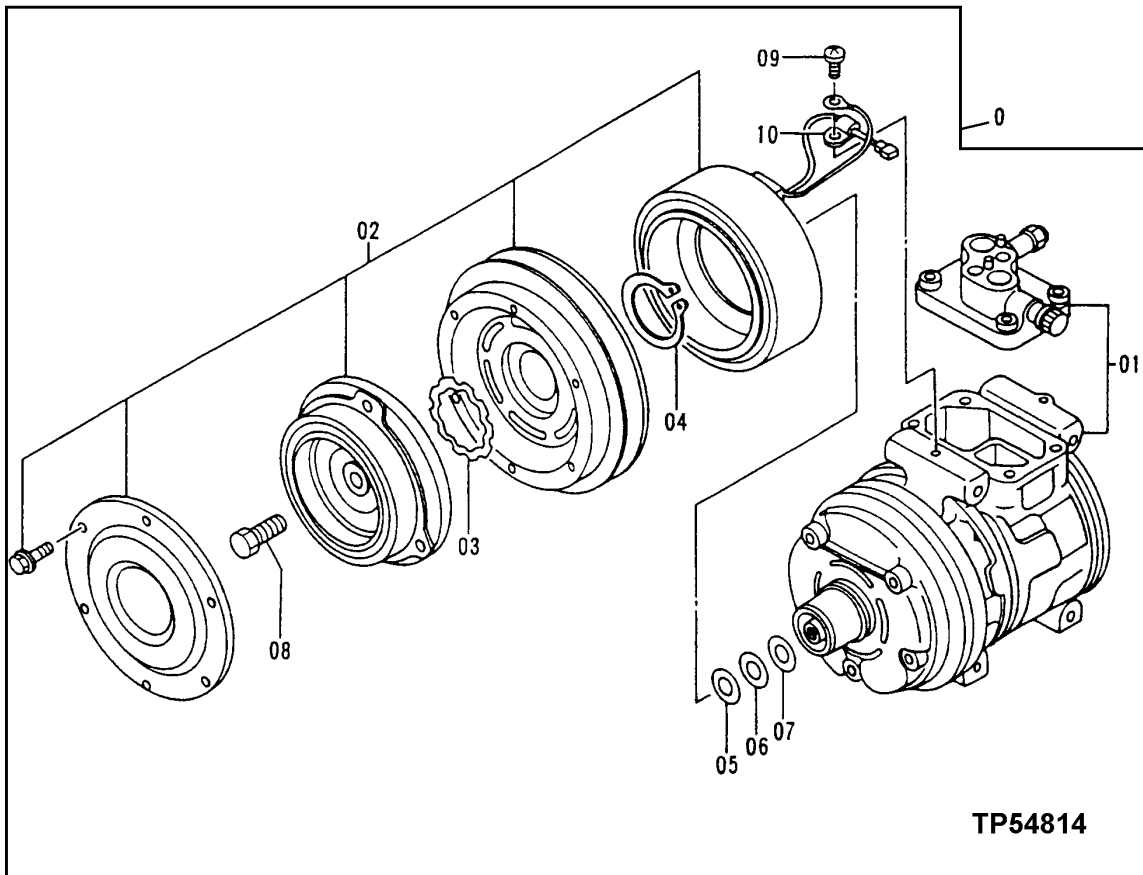
AIR CONDITIONER PIPINGS

KEY	PART NO.	PART NAME	QTY	SERIAL NO.	REMARKS
1	HOSE	1		(WATER) (FURNISH TY22328 BULK MATERIAL CUT TO LENGTH) (AT219667 NOT AVAILABLE FOR SERVICE)
2	HOSE	1		(WATER) (FURNISH TY22328 BULK MATERIAL CUT TO LENGTH) (AT250099 NOT AVAILABLE FOR SERVICE)
3	AA34965	CLAMP	4		
7	H77698	TIE BAND	1		
8	AT122384	CLIP	4		
9	TH109445	CLIP	2		
10	19M7938	CAP SCREW	5	M10 X 20	
	12M7066	LOCK WASHER	5	10.200 MM (0.402")	

TP54814

-UN-02JUN97

AIR CONDITIONER COMPRESSOR



OPERATOR'S STATION

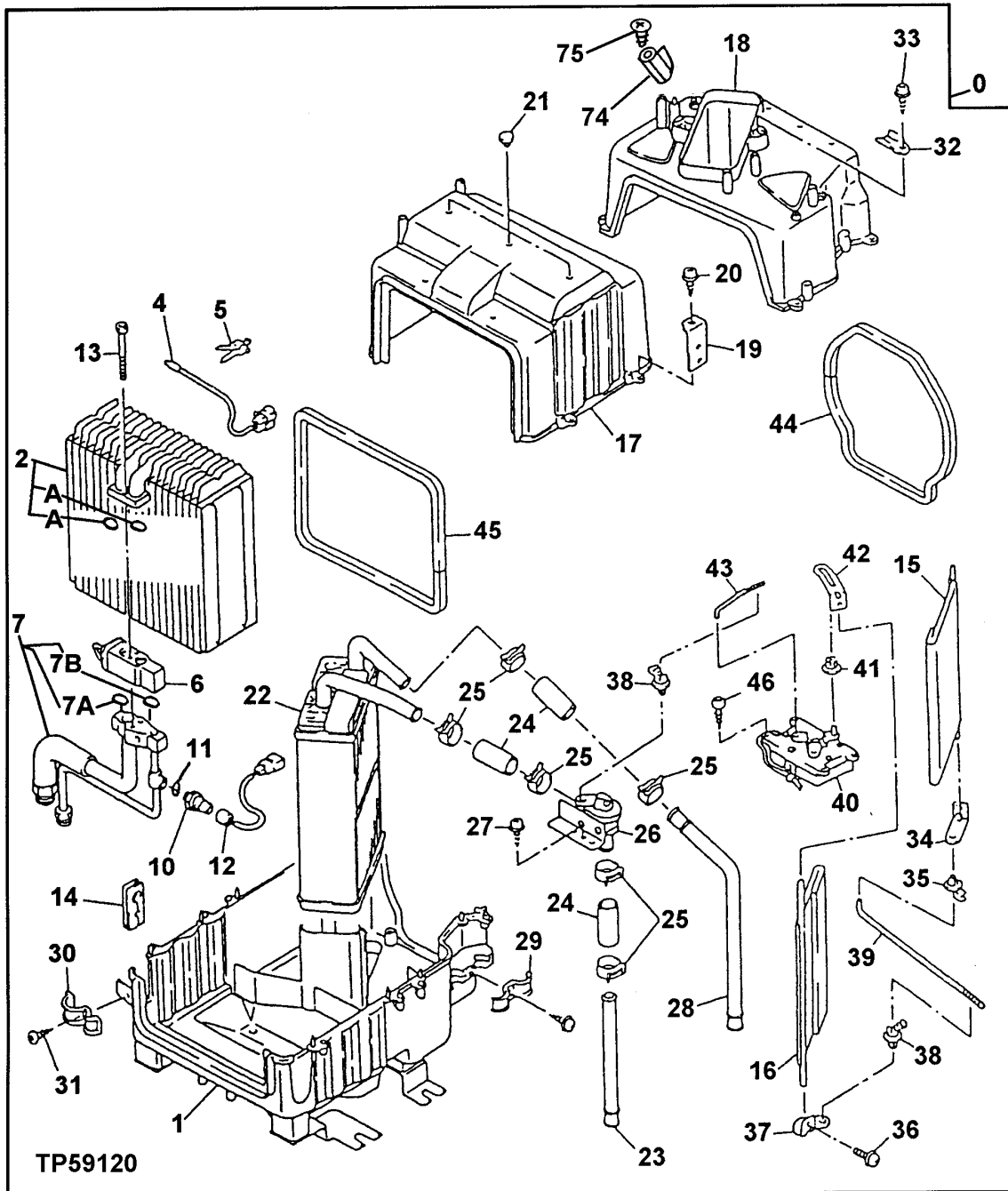
AIR CONDITIONER COMPRESSOR

KEY	PART NO.	PART NAME	QTY	SERIAL NO.	REMARKS
0	AT215510	COMPRESSOR	1		
1	AT217100	COMPRESSOR	1		
2	AT217101	CLUTCH	1		
3	AT217102	RETAINER	1		
4	AT217103	RETAINER	1		
5	AT217104	WASHER	1		
6	AT217105	WASHER	1		
7	AT217106	WASHER	1		
8	AT217107	BOLT	1		
9	AT217108	SCREW	1		
10	AT217109	CLAMP	1		

TP59120

-UN-20MAY98

AIR CONDITIONER COMPONENTS



TP59120

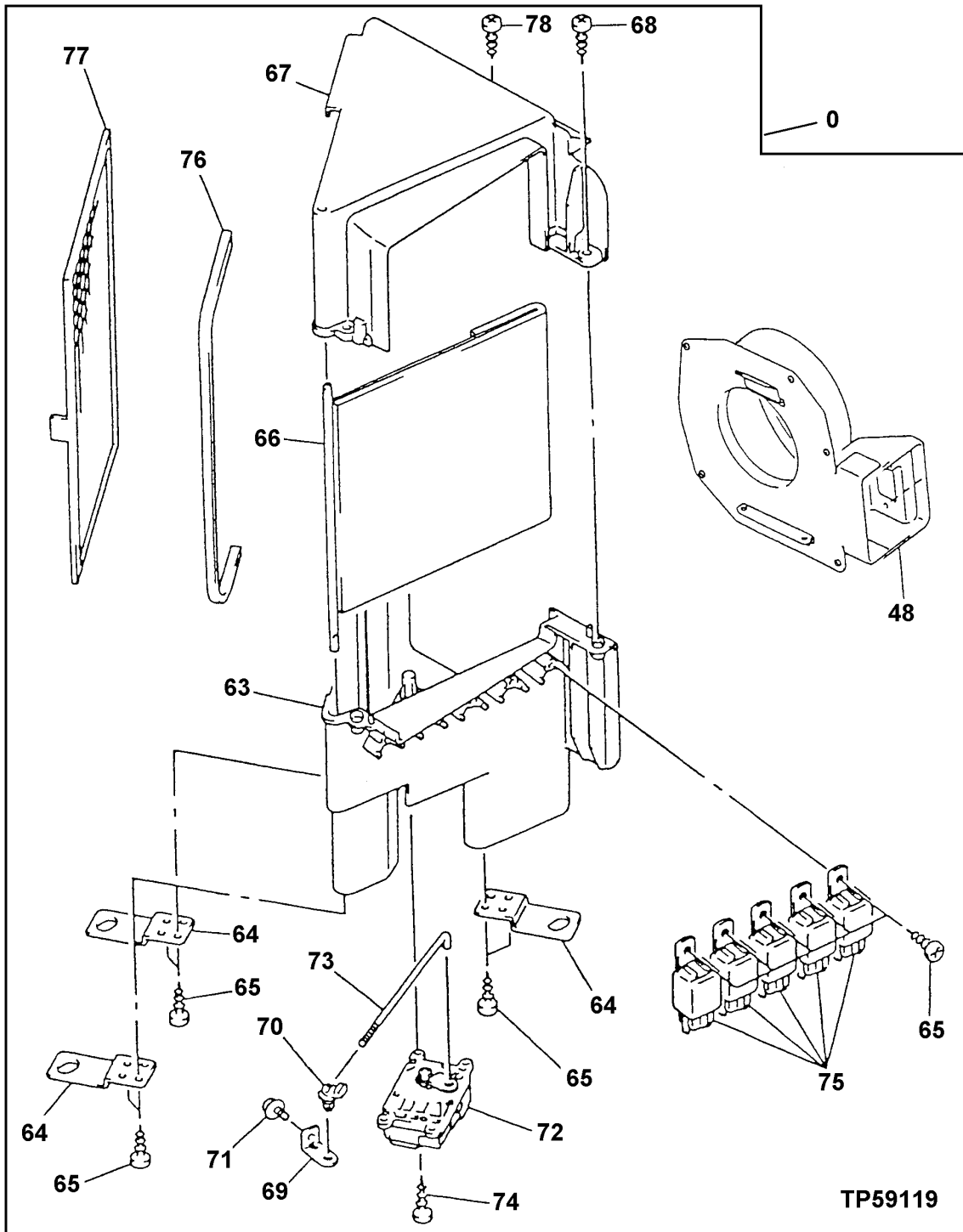
OPERATOR'S STATION

AIR CONDITIONER COMPONENTS

KEY	PART NO.	PART NAME	QTY	SERIAL NO.	REMARKS
0	AT215529	AIR CONDITIONER	1		(CONTAINS ALL ITEMS ON THIS PAGE - ADDITIONAL COMPONENTS LISTED ON FOLLOWING PAGE)
1	AT180993	HOUSING	1		
2	AT180994	EVAPORATOR	1		
2A	AT180995	O-RING	2		
4	AT180996	THERMOSTAT	1		
5	AT180997	CLAMP	1		
6	AT180998	VALVE	1		
7	AT180999	TUBE	1		
7A	AT180995	O-RING	1		
7B	AT181001	O-RING	1		
10	AT181002	PRESSURE SWITCH	1		
11	AT181003	O-RING	1		
12	AT181004	WIRING HARNESS	1		
13	19M8627	SCREW	2		M6 X 20
14	AT181005	GROMMET	1		
15	AT181006	DOOR	1		
16	AT181007	DOOR	1		
17	AT181008	HOUSING	1		
18	AT181009	HOUSING	1		
19	AT181010	ANGLE	1		
20	AT181011	SCREW	11		
21	AT181012	CLAMP	3		(NO LONGER REQUIRED)
22	AT181013	RADIATOR	1		
23	AT181014	PIPE	1		
24	AT181015	HOSE	3		
25	AT181016	HOSE CLAMP	6		
26	AT181017	VALVE	1		
27	AT181018	SCREW	2		
28	AT181019	PIPE	1		
29	AT181020	CLAMP	1		
30	AT181021	CLAMP	1		
31	AT181022	SCREW	1		
32	AT181023	BRACKET	1		
33	AT181024	SCREW	1		
34	AT173809	LEVER	1		
35	AT173819	BUSHING	2		
36	AT181025	SCREW, WITH WASHER	3		
37	AT173807	LEVER	1		
38	AT173818	CLAMP	2		
39	AT181026	ROD	1		
40	AT181027	MOTOR	1		
41	AT173817	BUSHING	1		
42	AT181028	LEVER	1		
43	AT181029	ROD	1		
44	AT181030	ISOLATOR	2		
45	AT181031	ISOLATOR	1		
46	AT181032	SCREW	3		
74	AT181023	BRACKET	1		
75	AT181024	SCREW	1		

TP59119 -UN-07MAY98

AIR CONDITIONER COMPONENTS



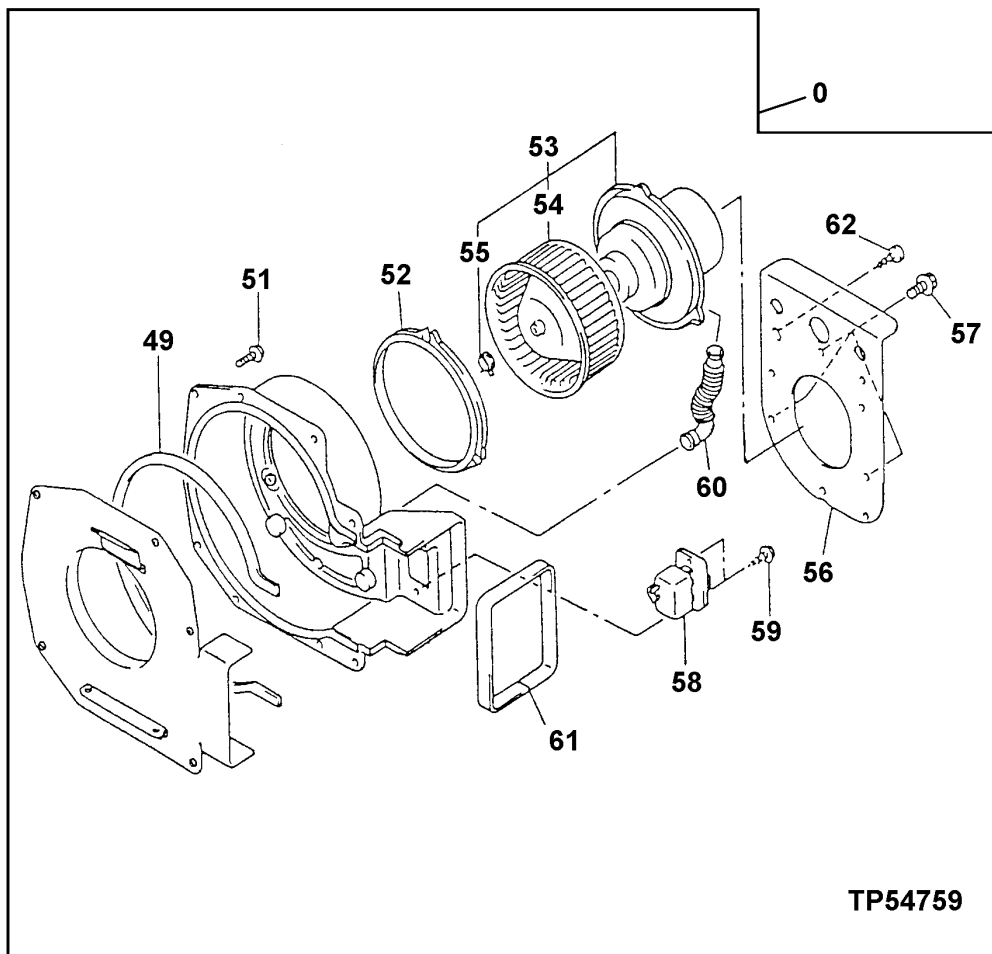
OPERATOR'S STATION

AIR CONDITIONER COMPONENTS

KEY	PART NO.	PART NAME	QTY	SERIAL NO.	REMARKS
0	AT215529	AIR CONDITIONER	1		(CONTAINS ALL ITEMS ON THIS PAGE - ADDITIONAL COMPONENTS LISTED ON PREVIOUS AND FOLLOWING PAGES)
48	AT181033	BLOWER	1		
63	AT181044	HOUSING	1		
64	AT181045	BRACKET	3		
65	AT181024	SCREW	AR		
66	AT181047	DOOR	1		
67	AT181048	HOUSING	1		
68	AT181011	SCREW	3		
69	AT181049	LEVER	1		
70	AT173818	CLAMP	1		
71	AT181025	SCREW, WITH WASHER	1		
72	AT181050	MOTOR	1		
73	AT181051	HOOK BOLT	1		
74	AT181052	SCREW	3		
75	AT181053	RELAY	5		
76	AT181054	ISOLATOR	1		
77	AT181055	FILTER	1		
78	AT218133	BOLT	4		

TP54759 -UN-22APR97

AIR CONDITIONER BLOWER



AIR CONDITIONER BLOWER

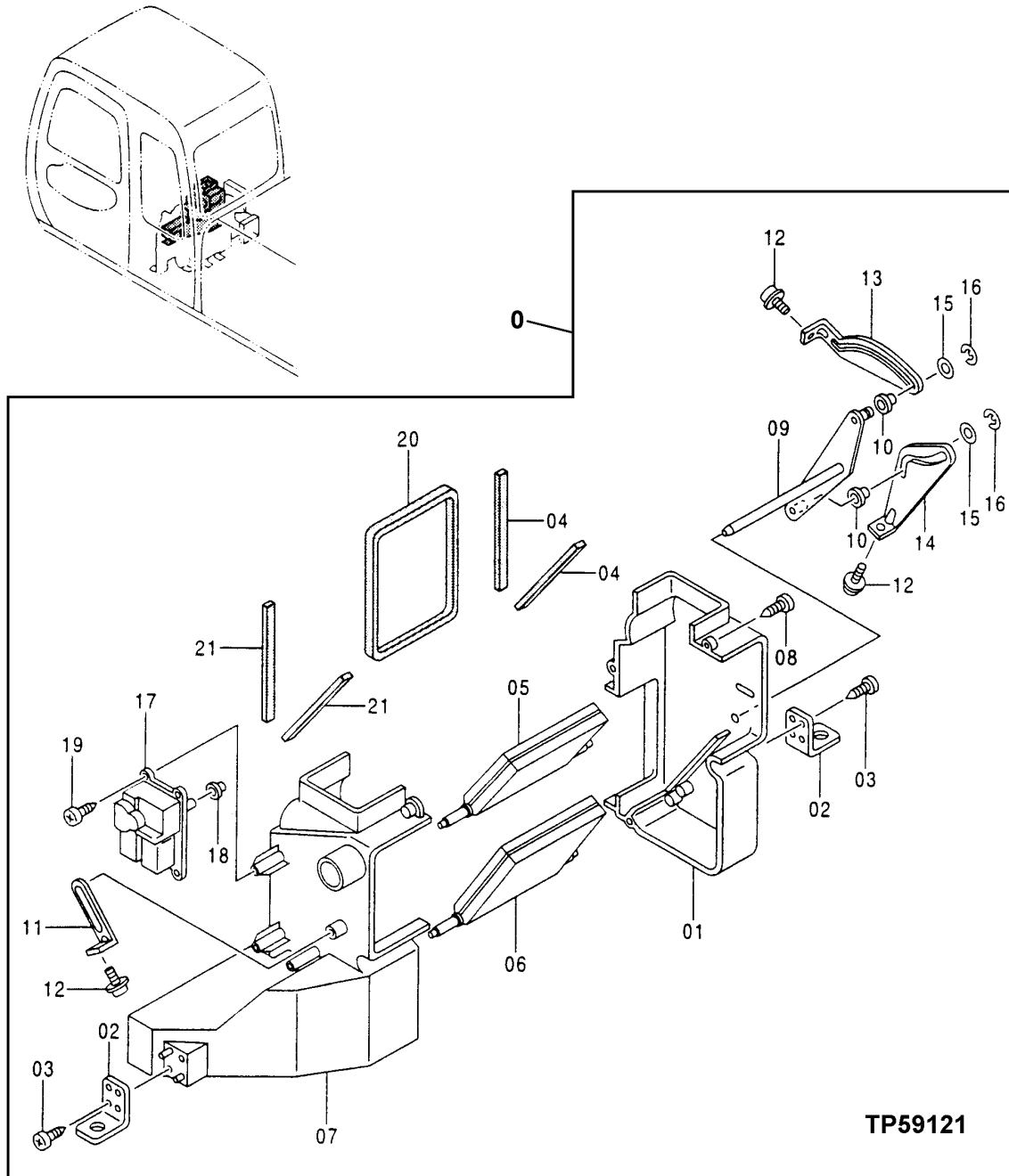
KEY	PART NO.	PART NAME	QTY	SERIAL NO.	REMARKS
0	AT181033	BLOWER	1		
49	AT173820	ISOLATOR	1		
51	AT181034	SCREW	5		
52	AT173804	GASKET	1		
53	AT218146	MOTOR	1		
54	AT181036	BLOWER FAN	1		
55	AT181037	CLAMP	1		
56	AT181038	BRACKET	1		
57	AT181039	SCREW	3		
58	AT181040	RESISTOR	1		
59	AT181041	SCREW	2		
60	AT173815	TUBE	1		
61	AT181042	PACKING	1		
62	AT181043	SCREW	1		
80	AT215529	AIR CONDITIONER	1		

(NOT ILLUSTRATED) (CONTAINS ALL ITEMS LISTED
ON THIS PAGE - ADDITIONAL COMPONENTS LISTED
ON PREVIOUS PAGES)

TP59121

-UN-07MAY98

AIR CONDITIONER HOUSING UNIT COMPONENTS



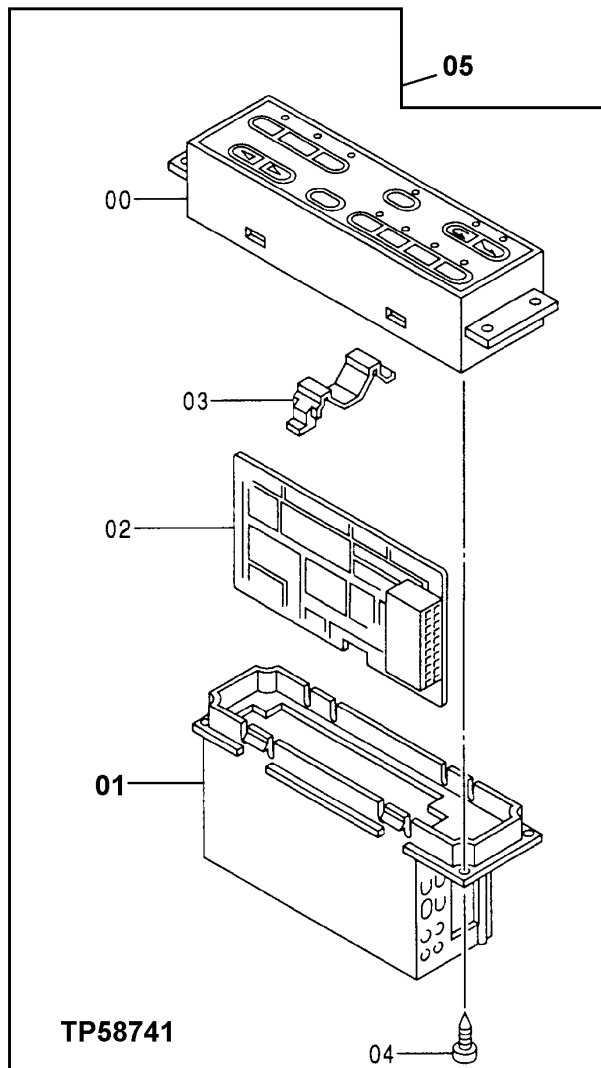
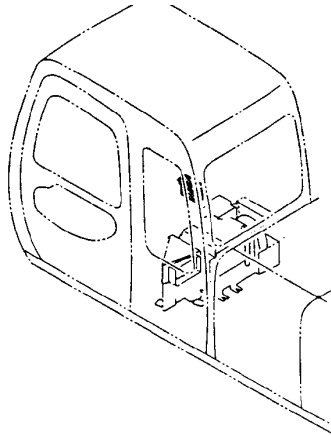
OPERATOR'S STATION

AIR CONDITIONER HOUSING UNIT COMPONENTS

KEY	PART NO.	PART NAME	QTY	SERIAL NO.	REMARKS
0	AT215531	HOUSING	1		
1	AT218134	HOUSING	1		
2	AT181056	ANGLE	2		
3	AT181024	SCREW	4		
4	AT181057	ISOLATOR	2		
5	AT218135	DOOR	1		
6	AT218136	DOOR	1		
7	AT218137	HOUSING	1		
8	AT181011	SCREW	4		
9	AT181059	LEVER	1		
10	AT181060	BUSHING	2		
11	AT181061	LEVER	1		
12	AT181025	SCREW, WITH WASHER	3		
13	AT181062	LEVER	1		
14	AT181063	LEVER	1		
15	AT181064	BUSHING	2		
16	AT181066	SNAP RING	2		
17	AT181067	MOTOR	1		
18	AT181068	BUSHING	1		
19	AT181052	SCREW	3		
20	AT181070	ISOLATOR	1		
21	AT181071	ISOLATOR	2		

TP58741 -UN-05AUG97

AIR CONDITIONER CONTROLLER



OPERATOR'S STATION

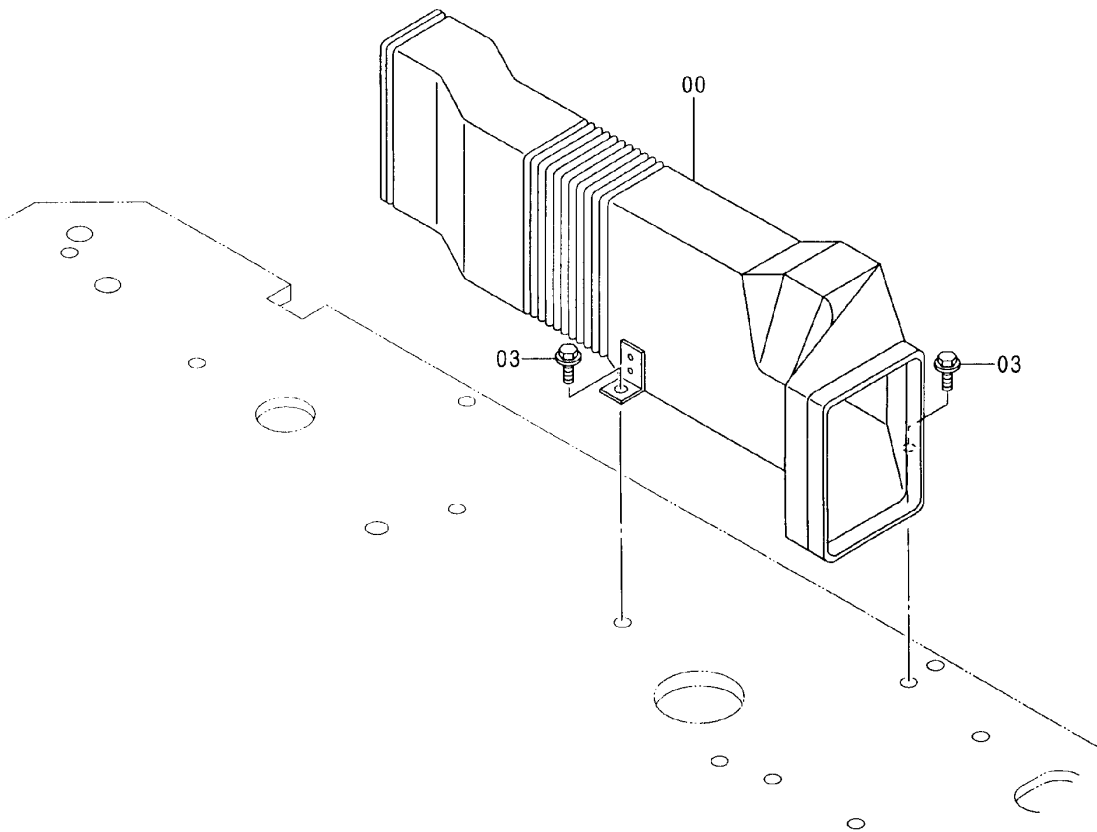
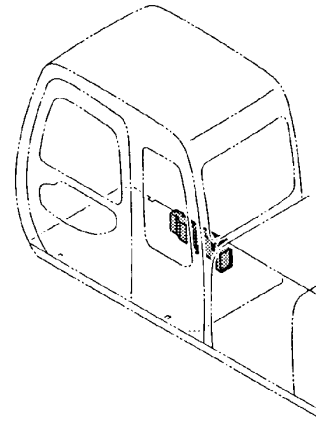
AIR CONDITIONER CONTROLLER

KEY	PART NO.	PART NAME	QTY	SERIAL NO.	REMARKS
0	AT180986	HOUSING	1		
1	AT218138	HOUSING	1		
2	AT180988	MICROCOMPUTER	1		
3	AT180990	RETAINER	1		
4	AT180992	SCREW	4		
5	AT215530	CONTROL	1		

TP47995

-UN-22MAY96

AIR DUCT



TP47995

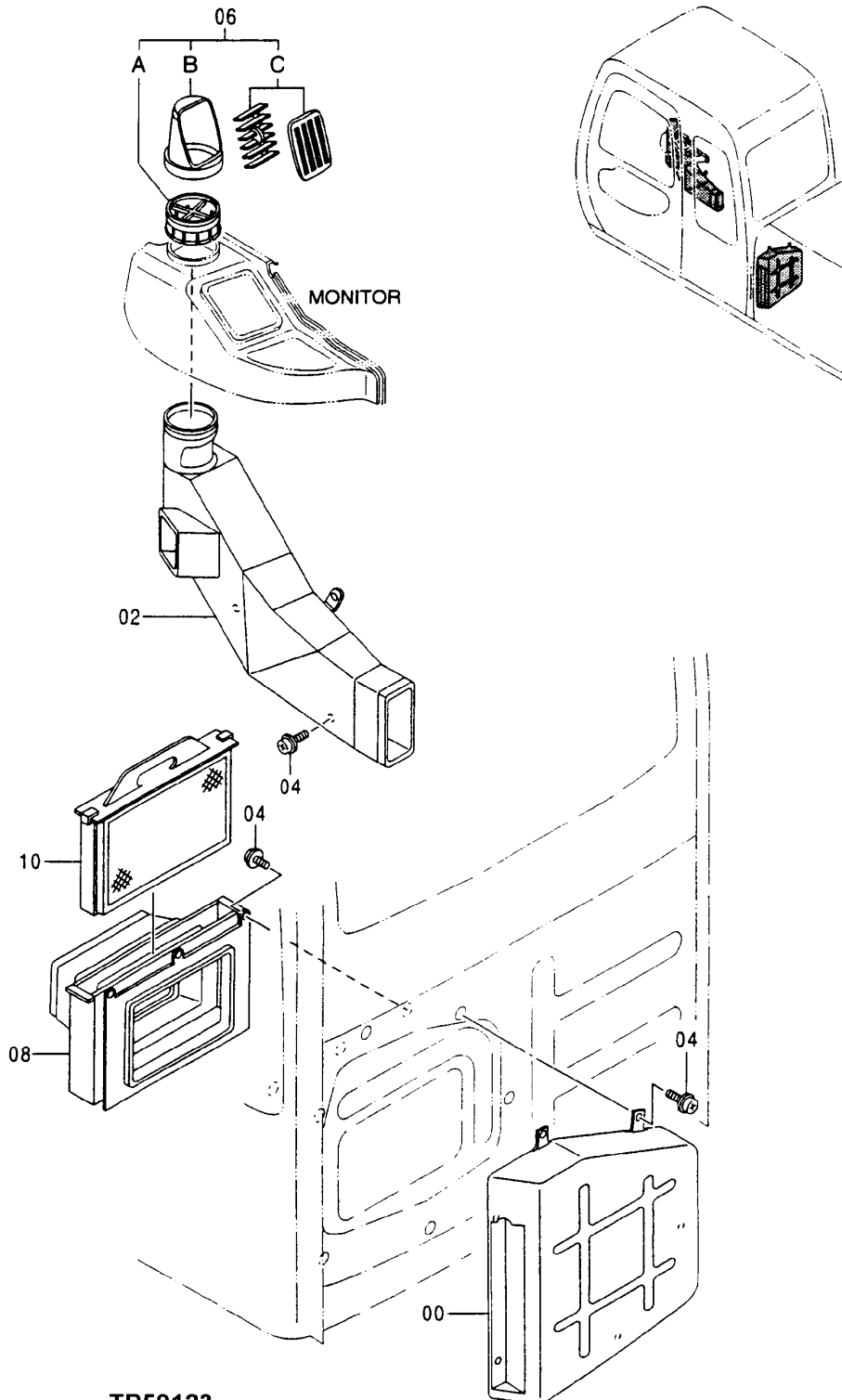
OPERATOR'S STATION

AIR DUCT

KEY	PART NO.	PART NAME	QTY	SERIAL NO.	REMARKS
0	AT213924	AIR DUCT	1		
3	12M7066	LOCK WASHER	2		10.200 MM (0.402")
	19M7402	CAP SCREW	2		M10 X 25

TP59123 -UN-12MAY98

AIR CONDITIONER DUCT



TP59123

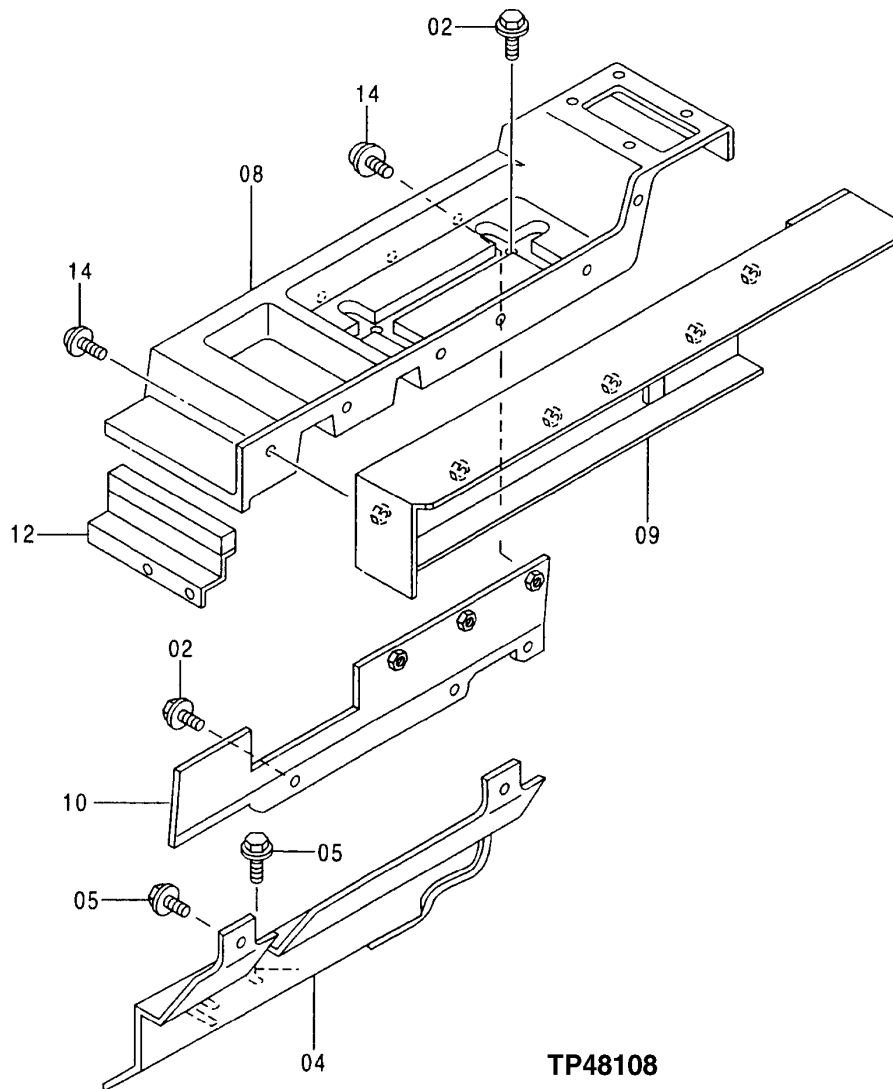
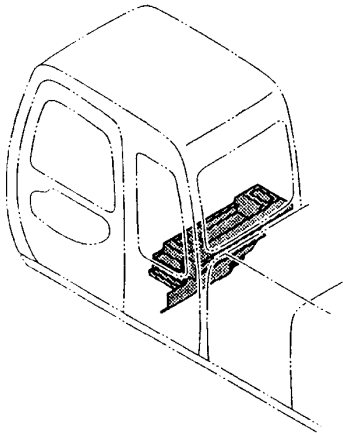
OPERATOR'S STATION

AIR CONDITIONER DUCT

KEY	PART NO.	PART NAME	QTY	SERIAL NO.	REMARKS
0	AT213935	AIR DUCT	1		
2	AT213923	AIR DUCT	1		
4	19M8425	CAP SCREW	12	M6 X 16	
	24M7293	WASHER	12		6.500 X 13 X 1.600 MM (0.256" X 0.512" X 0.063")
	12M7006	LOCK WASHER	12		6.100 MM (0.240")
6	AP34401	AIR DUCT	1		
6A	AT214275	BASE	1		
6B	AT214273	HOUSING	1		
6C	AT214274	AIR DUCT	1		
8	AT213939	AIR DUCT	1		
10	AT213943	FILTER	1		

TP48108 -UN-05AUG96

REAR TRAY
(FOR UNITS WITH HEATER)



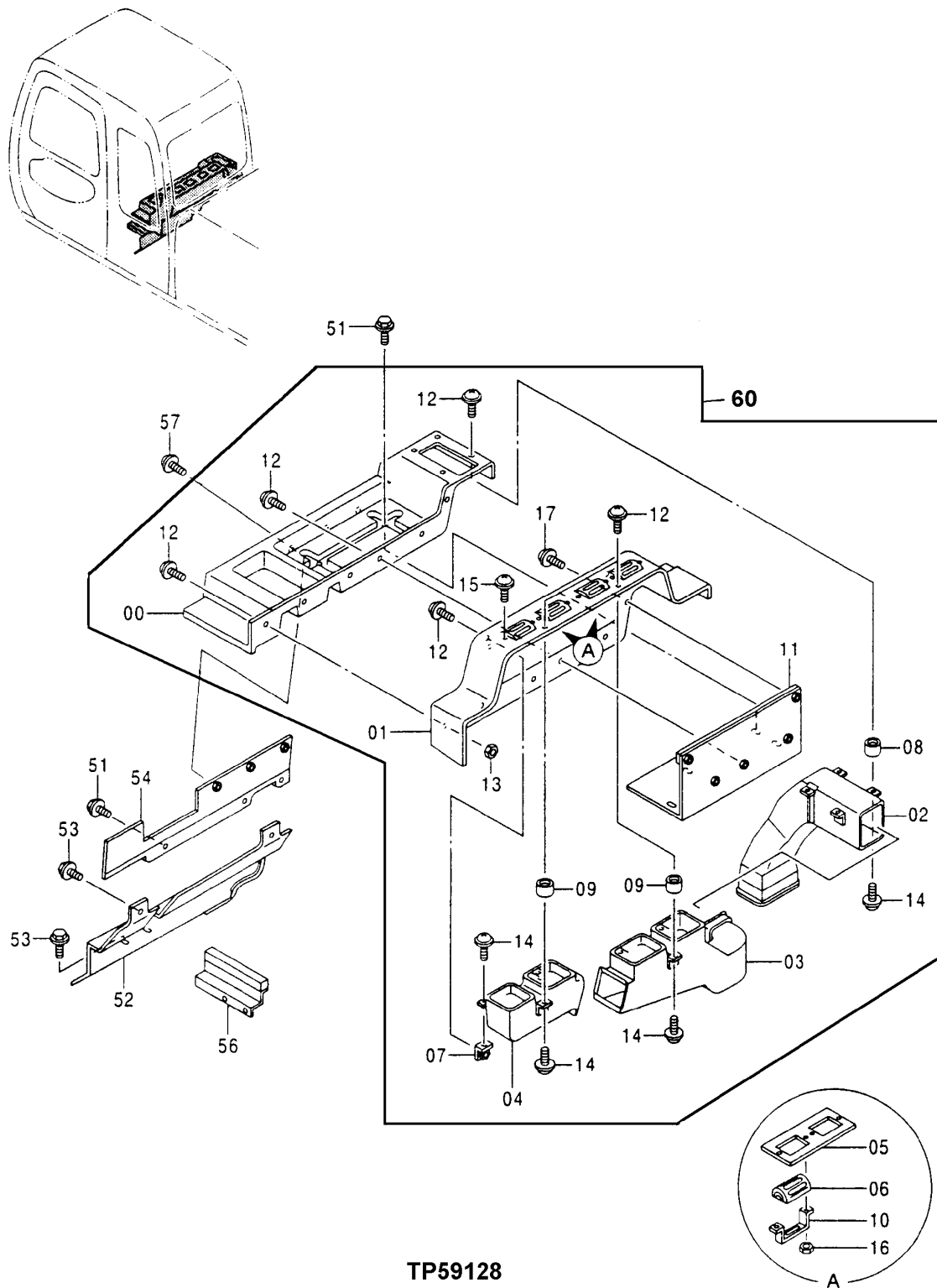
TP48108

**REAR TRAY
(FOR UNITS WITH HEATER)**

KEY	PART NO.	PART NAME	QTY	SERIAL NO.	REMARKS
2	AT213603	SCREW, WITH WASHER	6		
4	AT186598	COVER	1		
5	19M7881	SCREW	4	M8 X 20	
	12M7065	LOCK WASHER	4	8.100 MM (0.319")	
	24M7055	WASHER	4	8.400 X 16 X 1.600 MM (0.331" X 0.630" X 0.063")	
8	AT215082	TRAY	1		
9	AT215115	COVER	1		
10	AT215122	BRACKET	1		
12	AT215119	BRACKET	1		
14	AT215471	SCREW, WITH WASHER	9		

REAR TRAY
(FOR UNITS WITH AIR CONDITIONER)

TP59128 -UN-13MAY98



TP59128

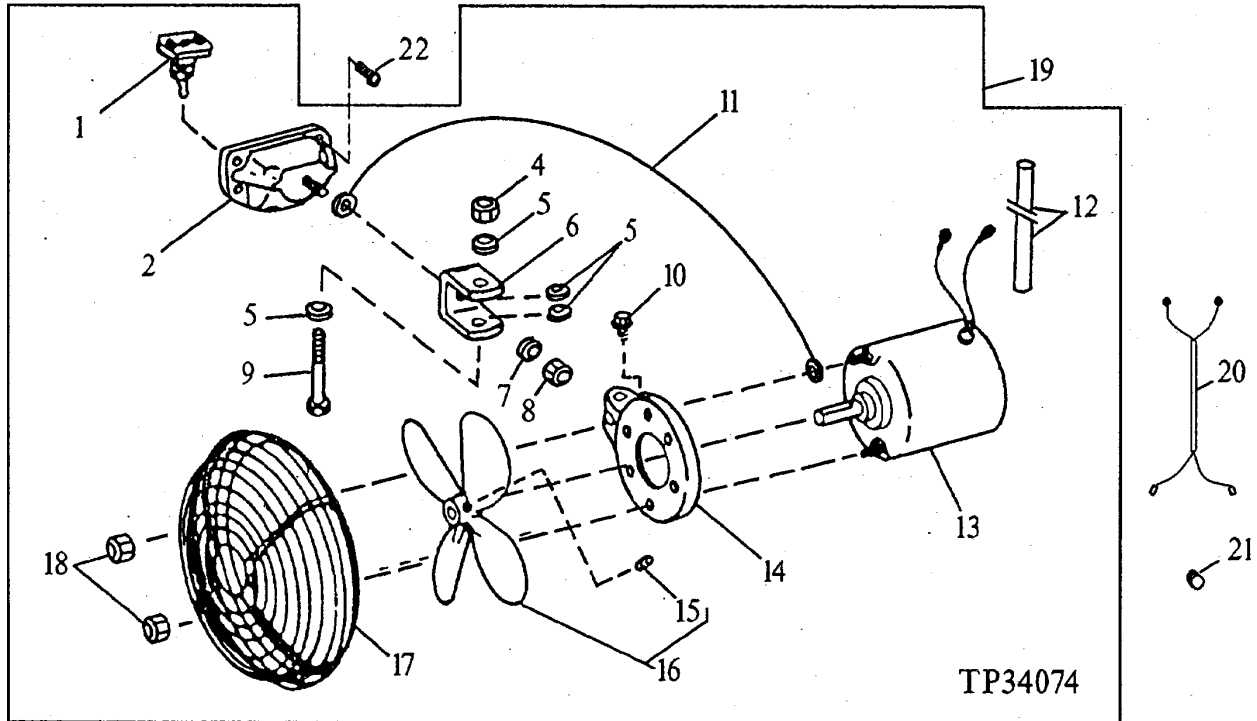
OPERATOR'S STATION

**REAR TRAY
(FOR UNITS WITH AIR CONDITIONER)**

KEY	PART NO.	PART NAME	QTY	SERIAL NO.	REMARKS
0	AT215476	TRAY	1		
1	AT215478	COVER	1		
2	AT213936	AIR DUCT	1		
3	AT213937	AIR DUCT	1		
4	AT213938	AIR DUCT	1		
5	AT215535	CUSHION	2		
6	AT215534	LOUVER	4		
7	AT215614	BRACKET	4		
8	AT215556	BUSHING	4		
9	AT215557	BUSHING	2		
10	AT215567	BRACKET	4		
11	AT215602	BRACKET	1		
12	AT215471	SCREW, WITH WASHER	16		
13	14M7272	NUT	3	M6	
14	21M7316	SCREW	10	M6 X 10	
	24M7054	WASHER	10		6.400 X 12 X 1.600 MM (0.252" X 0.472" X 0.063")
	12H302	LOCK WASHER	10		6.350 MM (1/4")
15	AT213608	SCREW, WITH WASHER	8		
16	14M7100	NUT	8	M4	
17	21M7246	SCREW	2	M6 X 16	
	12M7006	LOCK WASHER	2		6.100 MM (0.240")
	24M7105	WASHER	2		6 X 12 X 1.600 MM (0.236" X 0.472" X 0.063")
51	AT213603	SCREW, WITH WASHER	6		
52	AT215112	COVER	1		
53	19M7881	SCREW	4	M8 X 20	
	12M7065	LOCK WASHER	4		8.100 MM (0.319")
	24M7055	WASHER	4		8.400 X 16 X 1.600 MM (0.331" X 0.630" X 0.063")
54	AT215122	BRACKET	1		
56	AT215119	BRACKET	1		
57	AT215471	SCREW, WITH WASHER	3		
60	AT250253	TRAY	1		

TP34074 -UN-01JAN94

DEFROSTER / AIR CIRCULATION FAN



TP34074

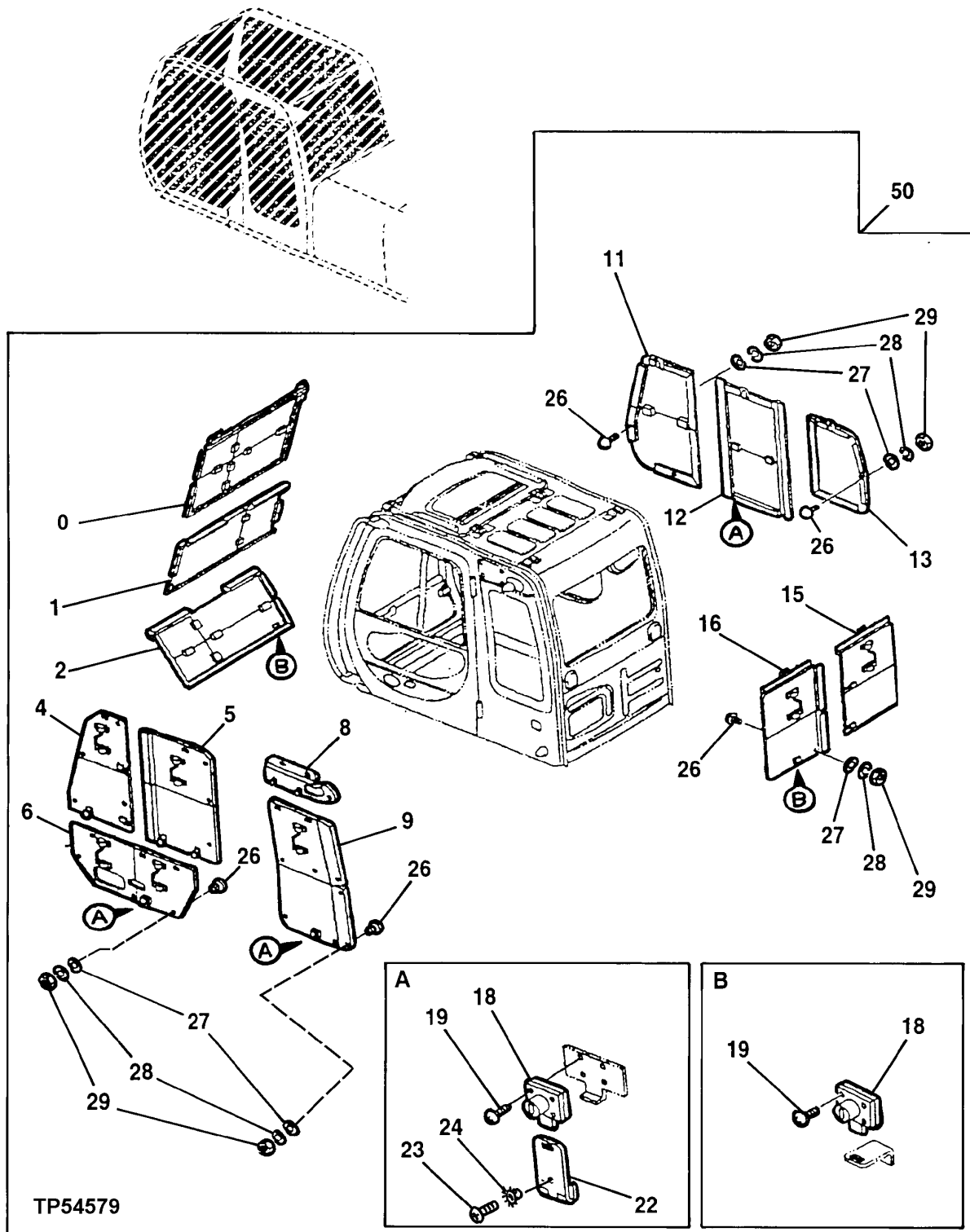
KEY	PART NO.	PART NAME	QTY	SERIAL NO.	REMARKS
1	T55564	TOGGLE SWITCH	1		
2	BASE	1		
4	LOCK NUT	1		(USE E19700 IF AVAILABLE)
5	T27860	WASHER	4		
6	BRACKET	1		
7	24H1136	WASHER	2		11/32" X 11/16" X 0.065"
8	LOCK NUT	1		
9	19H2650	CAP SCREW	1		1/4" X 2"
10	N162946	SCREW	1		
11	WIRING LEAD	1		(MAKE FROM PM797NA WIRE KIT)
12	T105943	CONDUIT	1		
13	MOTOR	1		
14	BRACKET	1		
15	SET SCREW	1		
16	AT101945	FAN BLADE	1		
17	AT101944	GUARD	1		
18	LOCK NUT	2		
19	AT84953	FAN	1		
20	AT159804	WIRING HARNESS	1		
21	R26409	GROMMET	1		
22	37H129	SCREW	4		
25	AT161192	KIT	1		(NOT ILLUSTRATED - CONTAINS ALL ITEMS ON THIS PAGE)

MEMORANDA

ORDER REPAIR AND REPLACEMENT PARTS FROM SECTION 1910-1919 USING JOHN DEERE CAGE CODE 1J955.

TP54579 -UN-18FEB97

WINDOW GUARDS



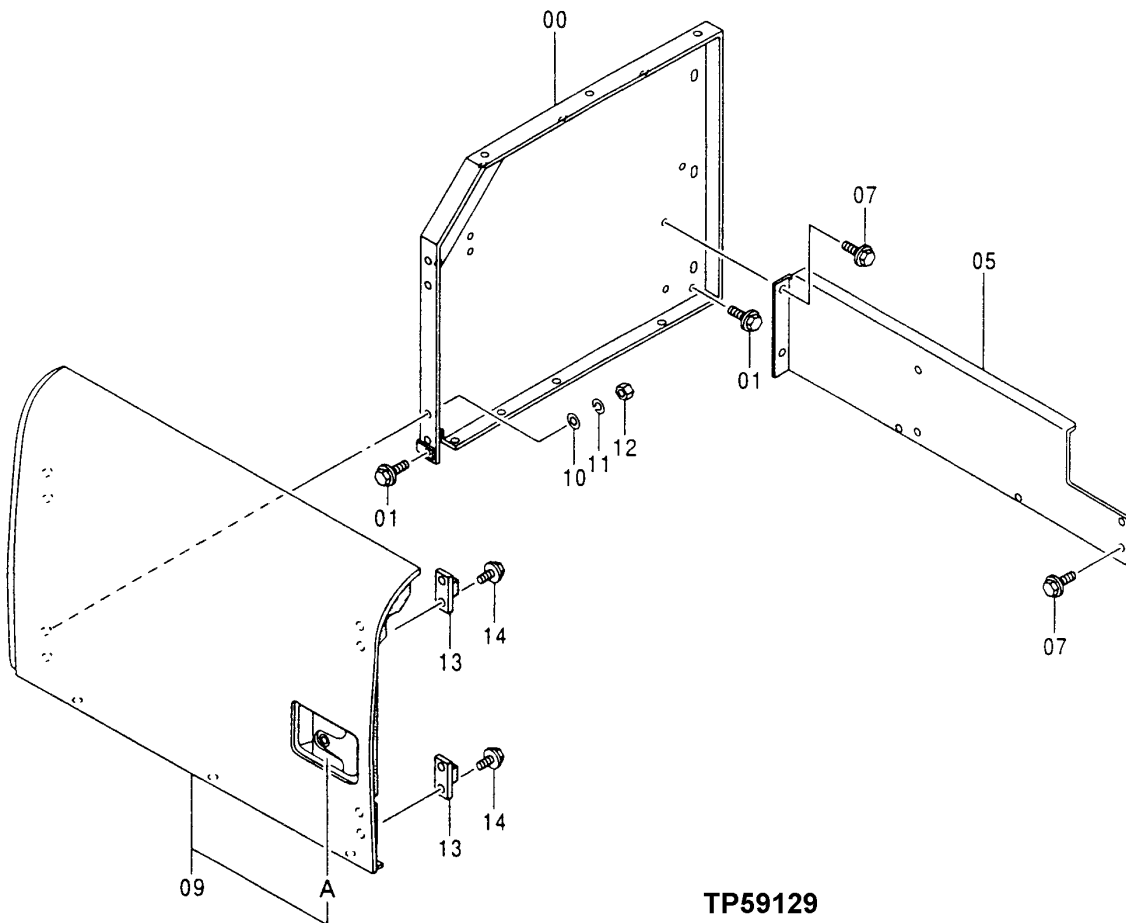
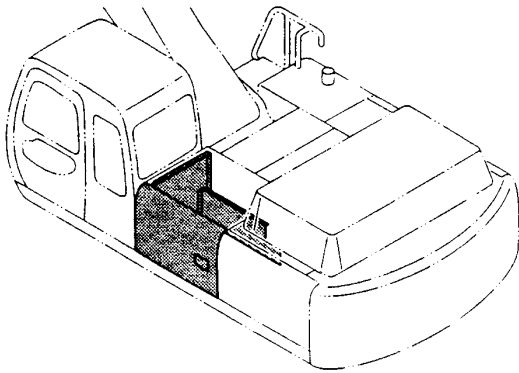
SHEET METAL AND STYLING

WINDOW GUARDS

KEY	PART NO.	PART NAME	QTY	SERIAL NO.	REMARKS
0	AP34420	COVER	1		
1	AP34636	COVER	1		
2	AP34421	COVER	1		
4	AP34637	COVER	1		
5	AP34422	COVER	1		
6	AP34638	COVER	1		
8	AP34423	COVER	1		
9	AP34639	COVER	1		
11	AP34424	COVER	1		
12	AP34640	COVER	1		
13	AP34425	COVER	1		
15	AP34652	COVER	1		
16	AP34426	COVER	1		
18	AT176636	LOCK	5		
18A	AT147803	KEY	1		(H800) (NOT ILLUSTRATED)
19	21M7022	SCREW	20		M5 X 20
	12M7064	LOCK WASHER	20		5.100 MM (0.201")
22	TH108983	HINGE	3		
23	21M7249	SCREW	6		M5 X 10
24	TH111908	WASHER	6		5.300 MM (0.209")
26	AT155189	STOP	32		
27	24M7027	WASHER	32		5.300 X 10 X 1 MM (0.209" X 0.394" X 0.039")
28	12M7064	LOCK WASHER	32		5.100 MM (0.201")
29	14M7297	NUT	32		M5
50	AP33356	KIT	1		(VANDAL PROTECTION)

TP59129 -UN-13MAY98

COVER



TP59129

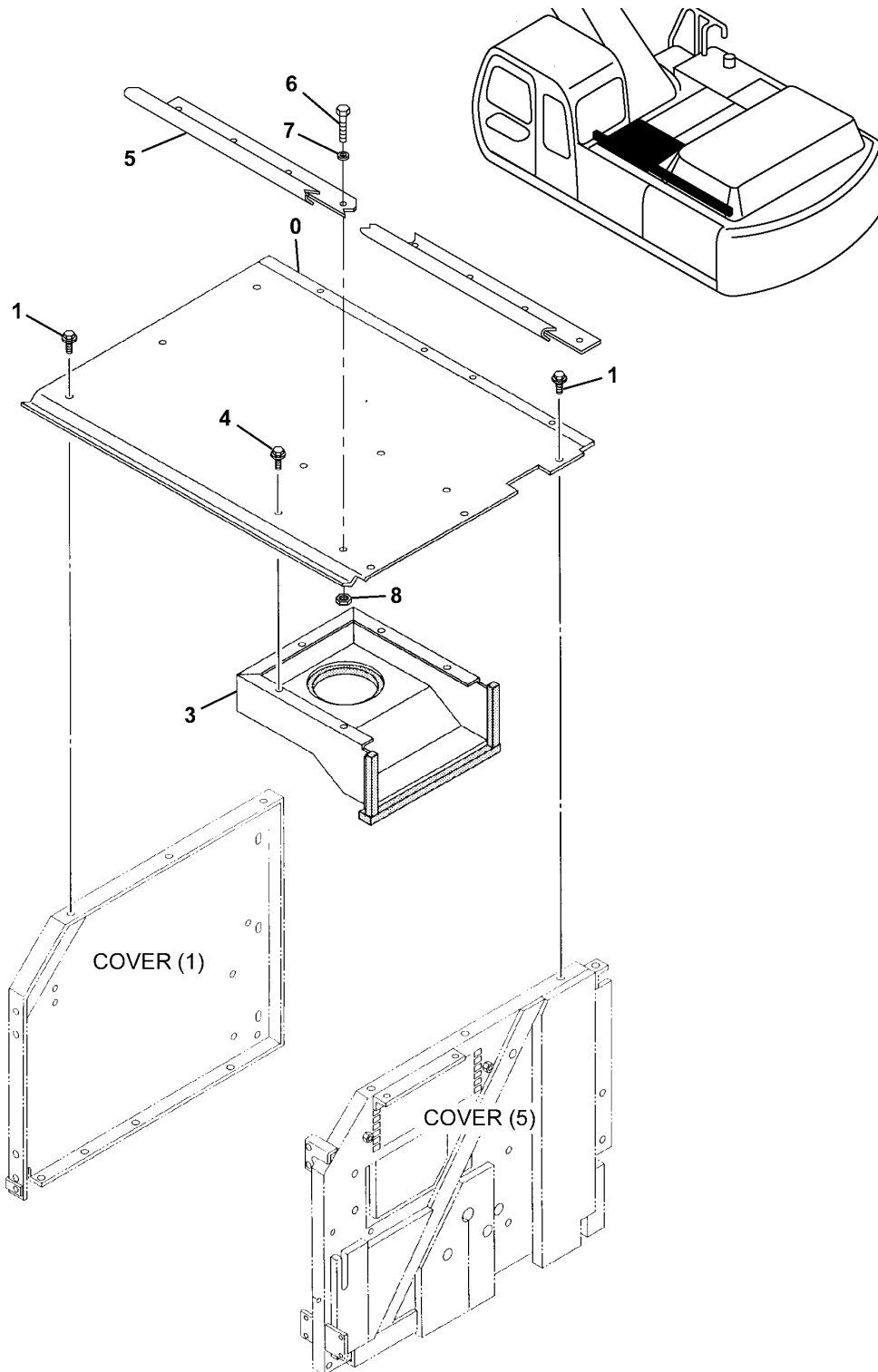
SHEET METAL AND STYLING

COVER

KEY	PART NO.	PART NAME	QTY	SERIAL NO.	REMARKS
0	AT214337	COVER	1		
1	19M7662	CAP SCREW	2	M10 X 30	
	24M7028	WASHER	2	10.500 X 20 X 2 MM (0.413" X 0.787" X 0.079")	
	12M7066	LOCK WASHER	2	10.200 MM (0.402")	
5	AT219649	COVER	1		
7	19M7402	CAP SCREW	6	M10 X 25	
	24M7346	WASHER	6	11 X 20 X 2 MM (0.433" X 0.787" X 0.079")	
	12M7067	LOCK WASHER	6	12.200 MM (0.480")	
9	AT250152	DOOR	1		
9A	AT214010	LOCK	1		
	AT147803	KEY	1		
10	24M7028	WASHER	4	10.500 X 20 X 2 MM (0.413" X 0.787" X 0.079")	
11	12M7066	LOCK WASHER	4	10.200 MM (0.402")	
12	14M7274	NUT	4	M10	
13	AT154916	STOP	2		
14	19M7923	CAP SCREW	4	M6 X 12	
	12M7006	LOCK WASHER	4	6.100 MM (0.240")	
	24M7293	WASHER	4	6.500 X 13 X 1.600 MM (0.256" X 0.512" X 0.063")	

TP66940 -UN-27OCT99

COVER



TP66940

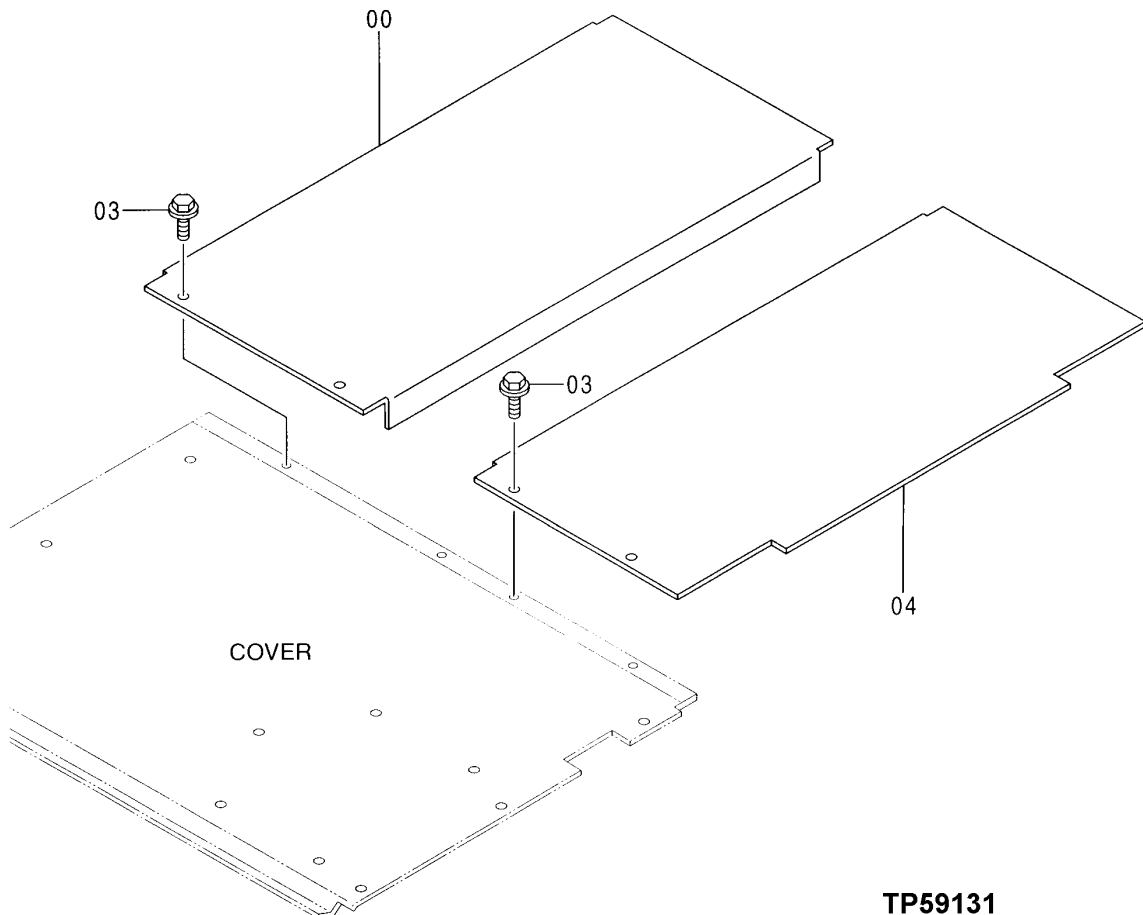
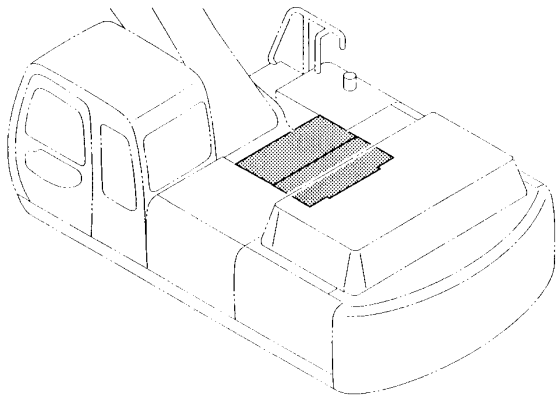
COVER

KEY	PART NO.	PART NAME	QTY	SERIAL NO.	REMARKS
0	AT250187	COVER	1		
1	19M7662	CAP SCREW	6	M10 X 30	
	24M7028	WASHER	6	10.500 X 20 X 2 MM (0.413" X 0.787" X 0.079")	
	12M7066	LOCK WASHER	6	10.200 MM (0.402")	
3	AT250447	COVER	1		
4	19M7662	CAP SCREW	5	M10 X 30	
	12M7066	LOCK WASHER	5	10.200 MM (0.402")	
	24M7028	WASHER	5	10.500 X 20 X 2 MM (0.413" X 0.787" X 0.079")	
5	500610	HANDRAIL	2		LH-SHOWN (90"), RH-NOT ILLUSTRATED (120") GR MANUFACTURING PART, ORDER DIRECTLY FROM GR MANUFACTURING
6	19M7358	CAP SCREW	6	M10 X 40	
	19M7658	CAP SCREW	7	M10 X 50	
7	24M7028	WASHER	14	10.500 X 20 X 2 MM	
8	14M7152	NUT	7	M10	

TP59131

-UN-13MAY98

COVER



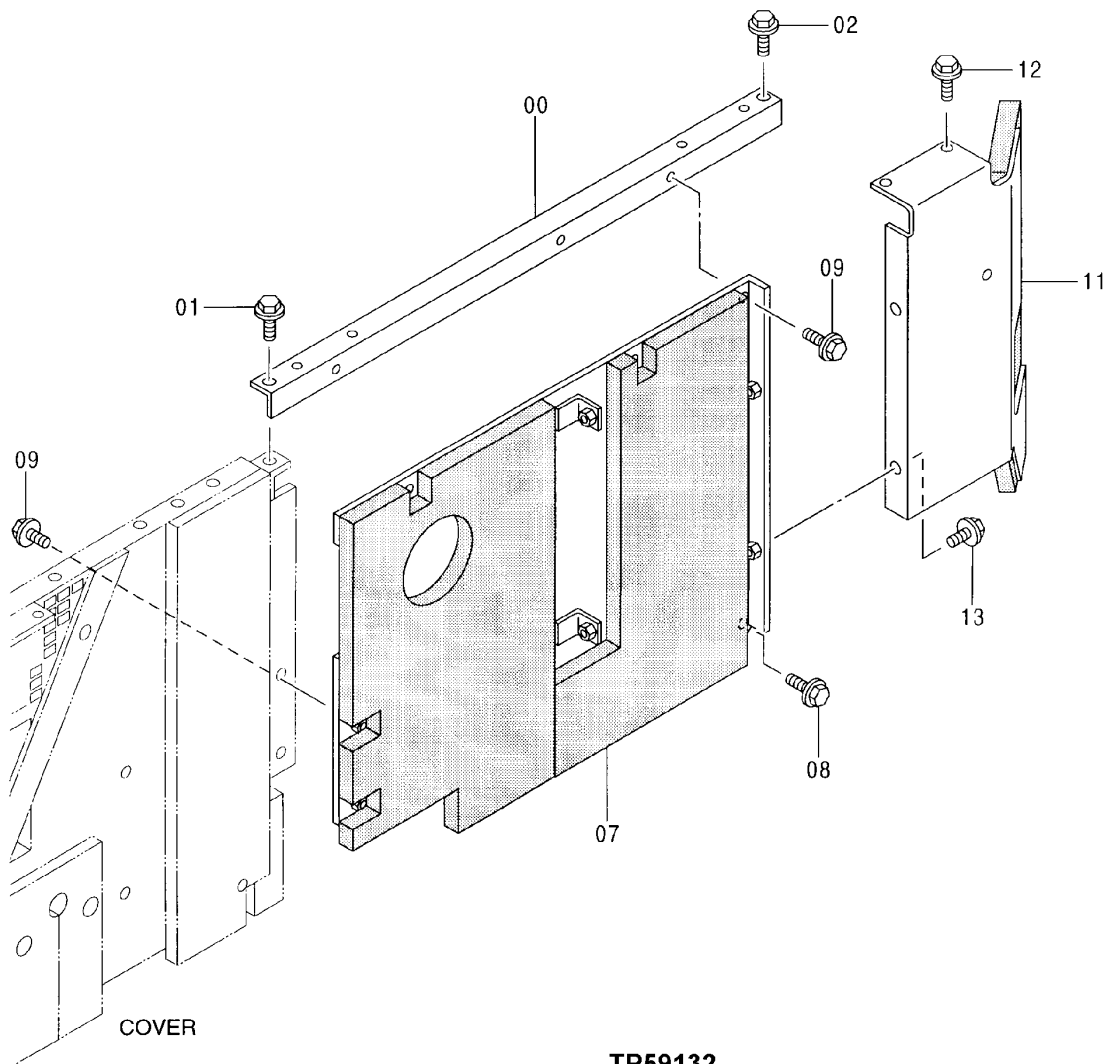
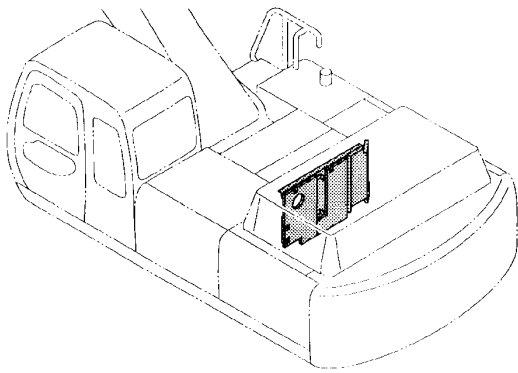
TP59131

COVER

KEY	PART NO.	PART NAME	QTY	SERIAL NO.	REMARKS
0	AT250217	COVER	1		
3	19M7662	CAP SCREW	4	M10 X 30	
	24M7028	WASHER	4		10.500 X 20 X 2 MM (0.413" X 0.787" X 0.079")
	12M7066	LOCK WASHER	4		10.200 MM (0.402")
4	AT250193	COVER	1		

TP59132 -UN-13MAY98

COVER



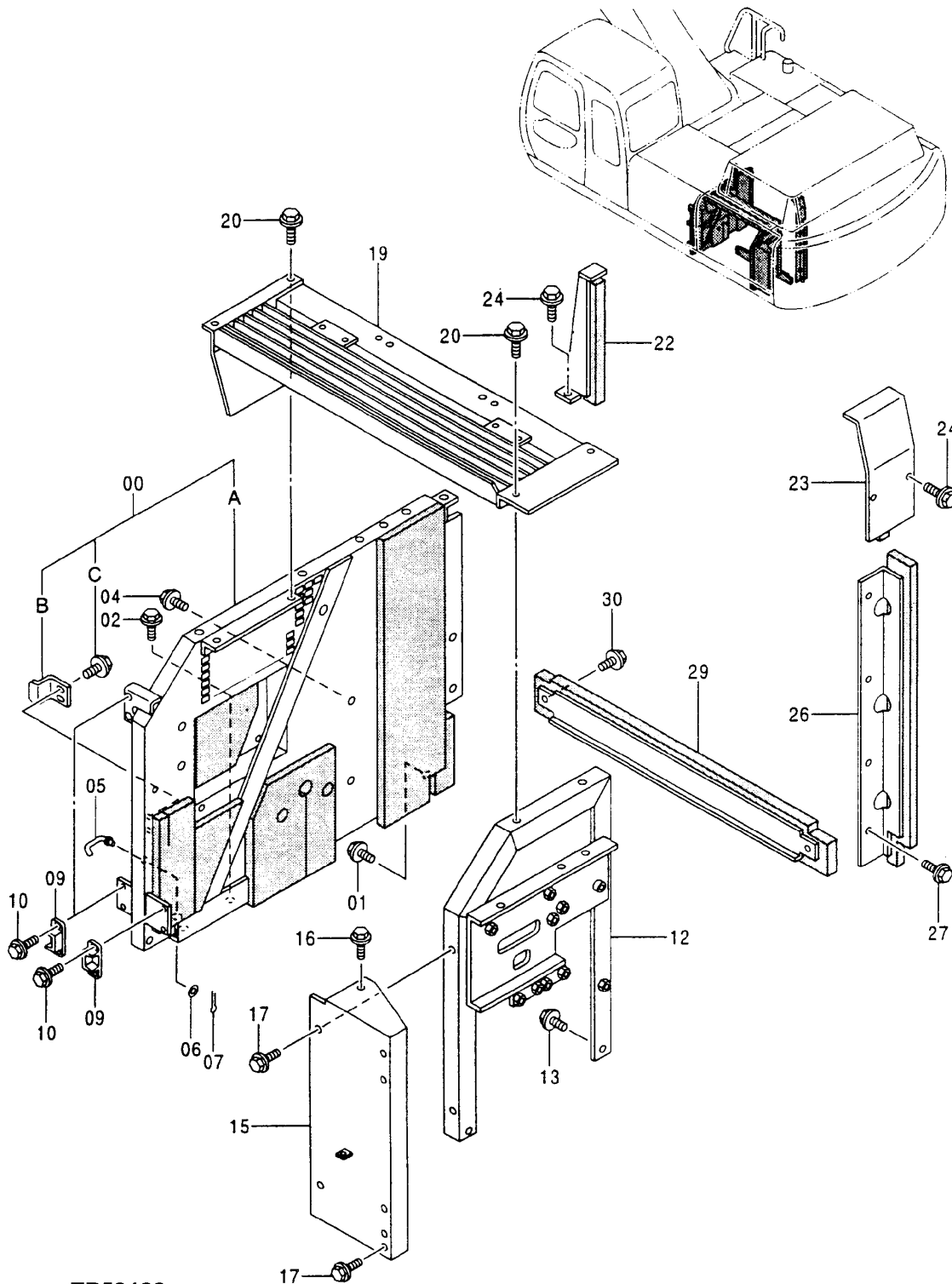
TP59132

COVER

KEY	PART NO.	PART NAME	QTY	SERIAL NO.	REMARKS
0	AT250241	SUPPORT	1		
1	19M7662	CAP SCREW	1	M10 X 30	
	24M7028	WASHER	1	10.500 X 20 X 2 MM (0.413" X 0.787" X 0.079")	
	12M7066	LOCK WASHER	1	10.200 MM (0.402")	
2	19M7662	CAP SCREW	1	M10 X 30	
	24M7346	WASHER	1	11 X 20 X 2 MM (0.433" X 0.787" X 0.079")	
	12M7067	LOCK WASHER	1	12.200 MM (0.480")	
7	AT250194	COVER	1		
8	19M7662	CAP SCREW	1	M10 X 30	
	24M7028	WASHER	1	10.500 X 20 X 2 MM (0.413" X 0.787" X 0.079")	
	12M7066	LOCK WASHER	1	10.200 MM (0.402")	
9	19M7662	CAP SCREW	5	M10 X 30	
	24M7346	WASHER	5	11 X 20 X 2 MM (0.433" X 0.787" X 0.079")	
	12M7067	LOCK WASHER	5	12.200 MM (0.480")	
11	AT250181	COVER	1		
12	19M7662	CAP SCREW	2	M10 X 30	
	24M7028	WASHER	2	10.500 X 20 X 2 MM (0.413" X 0.787" X 0.079")	
	12M7066	LOCK WASHER	2	10.200 MM (0.402")	
13	19M7662	CAP SCREW	2	M10 X 30	
	24M7346	WASHER	2	11 X 20 X 2 MM (0.433" X 0.787" X 0.079")	
	12M7067	LOCK WASHER	2	12.200 MM (0.480")	

TP59133 -UN-13MAY98

COVER



TP59133

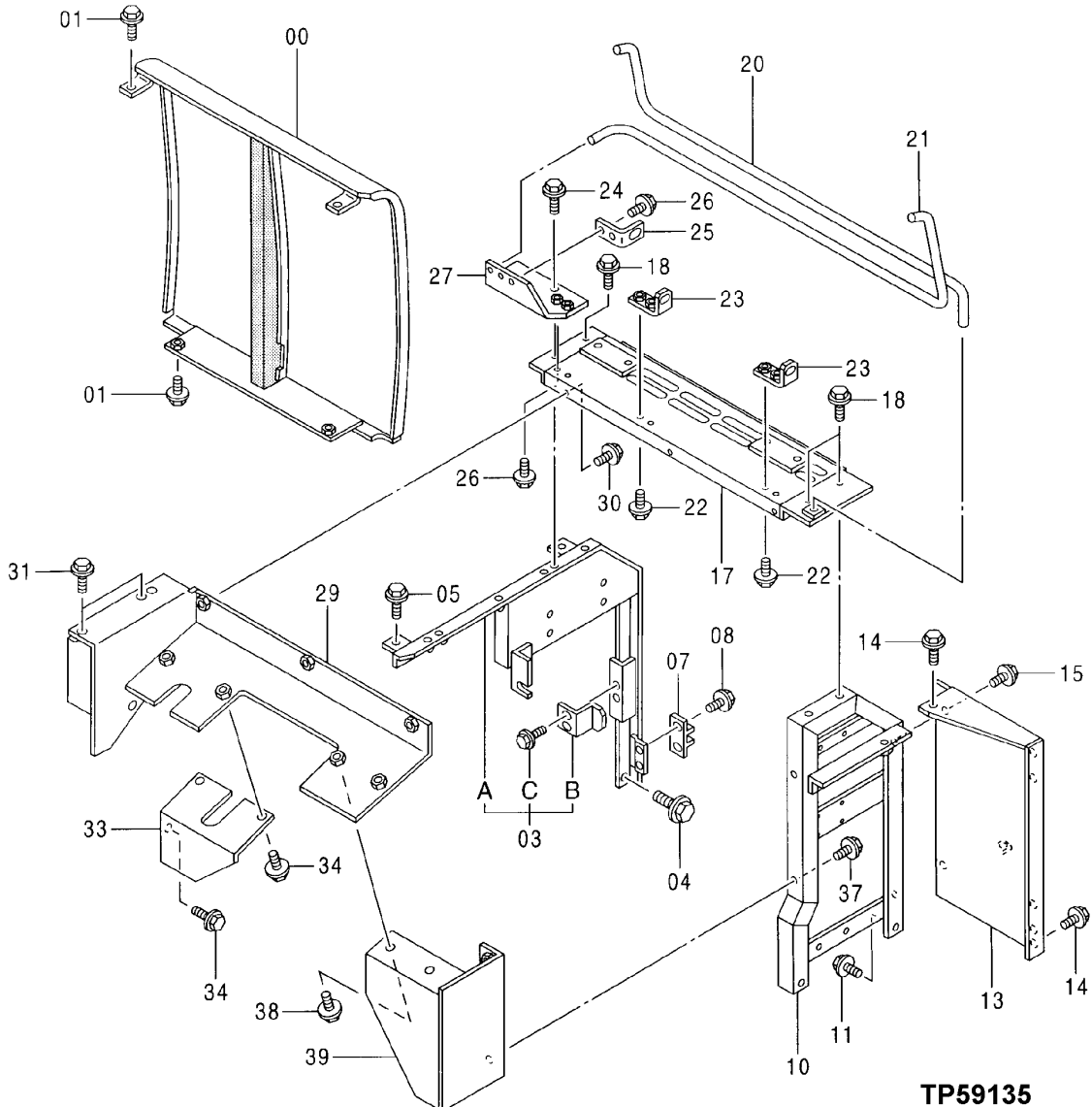
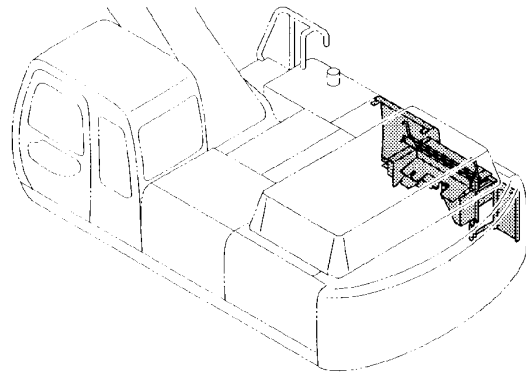
SHEET METAL AND STYLING

COVER

KEY	PART NO.	PART NAME	QTY	SERIAL NO.	REMARKS
0	COVER	1		(NOT AVAILABLE FOR SERVICE)
0A	AT250166	COVER	1		
0B	AT154930	STOP	1		
0C	19M7662	CAP SCREW	2	M10 X 30	
	12M7067	LOCK WASHER	2	12.200 MM (0.480")	
	24M7346	WASHER	2	11 X 20 X 2 MM (0.433" X 0.787" X 0.079")	
1	19M7662	CAP SCREW	2	M10 X 30	
	12M7066	LOCK WASHER	2	10.200 MM (0.402")	
	24M7028	WASHER	2	10.500 X 20 X 2 MM (0.413" X 0.787" X 0.079")	
2	12M7067	LOCK WASHER	2	12.200 MM (0.480")	
	24H1748	WASHER	2	12.700 X 31.750 X 2.667 MM (1/2" X 1-1/4" X 0.105")	
4	19M7403	CAP SCREW	2	M12 X 35	
	19M7872	CAP SCREW	2	M12 X 25	
	24M7047	WASHER	2	13 X 24 X 2.500 MM (0.512" X 0.945" X 0.098")	
	12H301	LOCK WASHER	2	12.700 MM (1/2")	
5	AT155585	BAR	1		
6	24M7054	WASHER	1		6.400 X 12 X 1.600 MM (0.252" X 0.472" X 0.063")
7	CH10542	PIN	1		
9	AT154915	BRACKET	3		
10	19M7923	CAP SCREW	6	M6 X 12	
	24M7293	WASHER	6	6.500 X 13 X 1.600 MM (0.256" X 0.512" X 0.063")	
12	12M7006	LOCK WASHER	6	6.100 MM (0.240")	
	AT250189	SUPPORT	1		
13	19M7662	CAP SCREW	2	M10 X 30	
	24M7028	WASHER	2	10.500 X 20 X 2 MM (0.413" X 0.787" X 0.079")	
	12M7066	LOCK WASHER	2	10.200 MM (0.402")	
15	AT250213	SUPPORT	1		
16	19M7662	CAP SCREW	1	M10 X 30	
	24M7346	WASHER	1	11 X 20 X 2 MM (0.433" X 0.787" X 0.079")	
	12M7067	LOCK WASHER	1	12.200 MM (0.480")	
17	19M7662	CAP SCREW	3	M10 X 30	
	24M7028	WASHER	3	10.500 X 20 X 2 MM (0.413" X 0.787" X 0.079")	
	12M7066	LOCK WASHER	3	10.200 MM (0.402")	
19	AT250186	COVER	1		
20	19M7662	CAP SCREW	4	M10 X 30	
	24M7028	WASHER	4	10.500 X 20 X 2 MM (0.413" X 0.787" X 0.079")	
	12M7066	LOCK WASHER	4	10.200 MM (0.402")	
22	AT250231	COVER	1		
23	AT250234	COVER	1		
24	19M7402	CAP SCREW	4	M10 X 25	
	24M7028	WASHER	4	10.500 X 20 X 2 MM (0.413" X 0.787" X 0.079")	
	12M7066	LOCK WASHER	4	10.200 MM (0.402")	
26	AT250233	COVER	1		
27	19M7402	CAP SCREW	4	M10 X 25	
	24M7028	WASHER	4	10.500 X 20 X 2 MM (0.413" X 0.787" X 0.079")	
	12M7066	LOCK WASHER	4	10.200 MM (0.402")	
29	AT250232	COVER	1		
30	19M7662	CAP SCREW	2	M10 X 30	
	24M7346	WASHER	2	11 X 20 X 2 MM (0.433" X 0.787" X 0.079")	
	12M7067	LOCK WASHER	2	12.200 MM (0.480")	

TP59135 -UN-13MAY98

COVER



TP59135

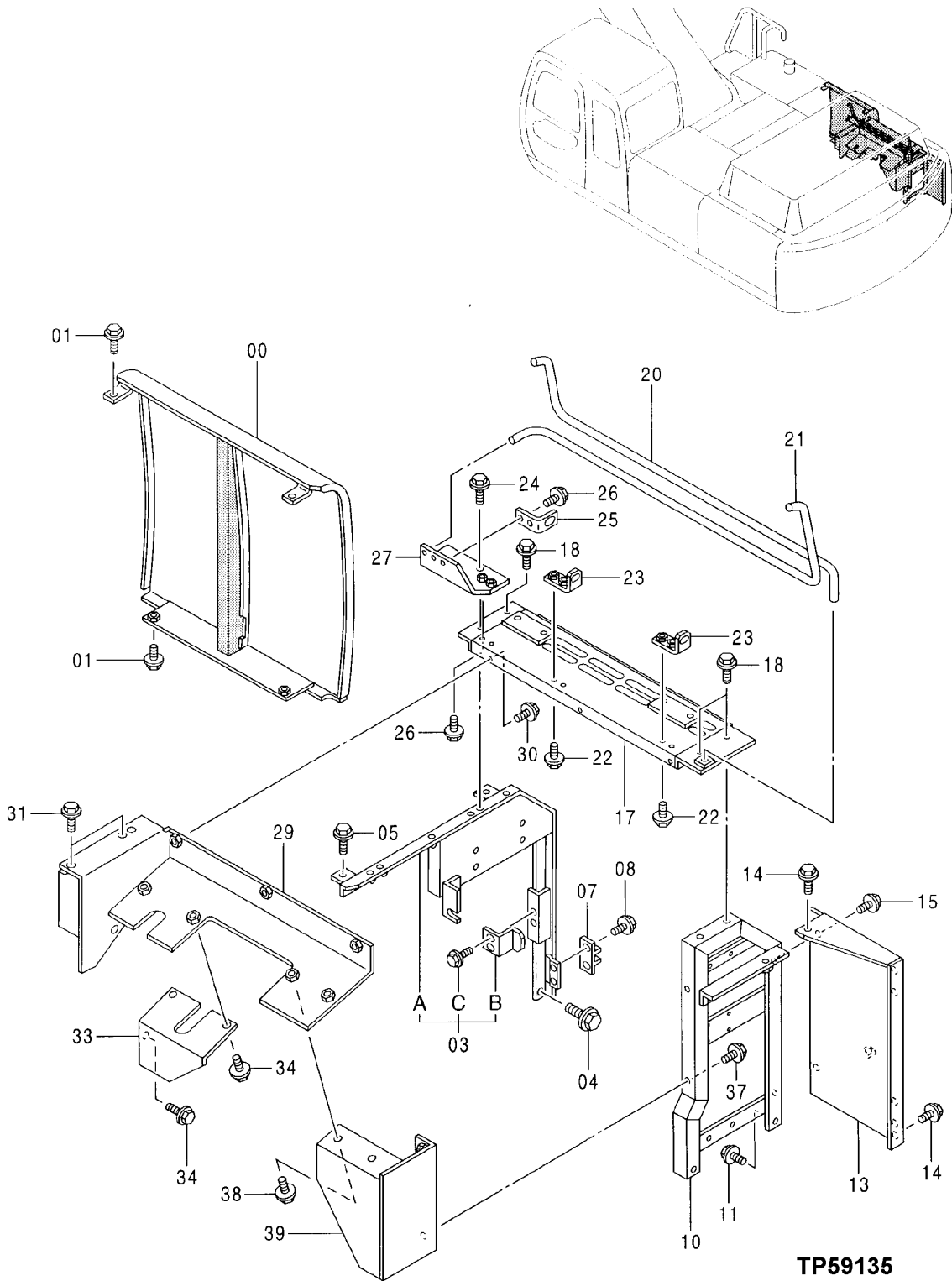
SHEET METAL AND STYLING

COVER

KEY	PART NO.	PART NAME	QTY	SERIAL NO.	REMARKS
0	AT250163	COVER	1		
1	19M7402	CAP SCREW	4	M10 X 25	
	24M7346	WASHER	4	11 X 20 X 2 MM (0.433" X 0.787" X 0.079")	
	12M7067	LOCK WASHER	4	12.200 MM (0.480")	
3	SUPPORT	1		
3A	AT250179	SUPPORT	1	-080096	
3B	AT185209	SUPPORT	1	080097-	
3C	19M7662	CAP SCREW	2	M10 X 30	
	12M7067	LOCK WASHER	2	12.200 MM (0.480")	
	24M7346	WASHER	2	11 X 20 X 2 MM (0.433" X 0.787" X 0.079")	
4	19M7662	CAP SCREW	1	M10 X 30	
	24M7028	WASHER	1	10.500 X 20 X 2 MM (0.413" X 0.787" X 0.079")	
	12M7066	LOCK WASHER	1	10.200 MM (0.402")	
5	19M7662	CAP SCREW	2	M10 X 30	
	24M7346	WASHER	2	11 X 20 X 2 MM (0.433" X 0.787" X 0.079")	
	12M7067	LOCK WASHER	2	12.200 MM (0.480")	
7	AT154915	BRACKET	1		
8	19M7923	CAP SCREW	2	M6 X 12	
	24M7293	WASHER	2	6.500 X 13 X 1.600 MM (0.256" X 0.512" X 0.063")	
	12M7006	LOCK WASHER	2	6.100 MM (0.240")	
10	AT250188	SUPPORT	1		
11	19M7662	CAP SCREW	2	M10 X 30	
	24M7028	WASHER	2	10.500 X 20 X 2 MM (0.413" X 0.787" X 0.079")	
	12M7066	LOCK WASHER	2	10.200 MM (0.402")	
13	AT250214	SUPPORT	1		
14	19M7662	CAP SCREW	2	M10 X 30	
	24M7346	WASHER	2	11 X 20 X 2 MM (0.433" X 0.787" X 0.079")	
	12M7067	LOCK WASHER	2	12.200 MM (0.480")	
15	19M7662	CAP SCREW	2	M10 X 30	
	12M7066	LOCK WASHER	2	10.200 MM (0.402")	
	24M7028	WASHER	2	10.500 X 20 X 2 MM (0.413" X 0.787" X 0.079")	
17	AT250185	COVER	1		
18	19M7662	CAP SCREW	3	M10 X 30	
	24M7028	WASHER	3	10.500 X 20 X 2 MM (0.413" X 0.787" X 0.079")	
	12M7066	LOCK WASHER	3	10.200 MM (0.402")	
20	AT250061	TORSION SPRING	1		

TP59135 -UN-13MAY98

COVER (CONTINUED)



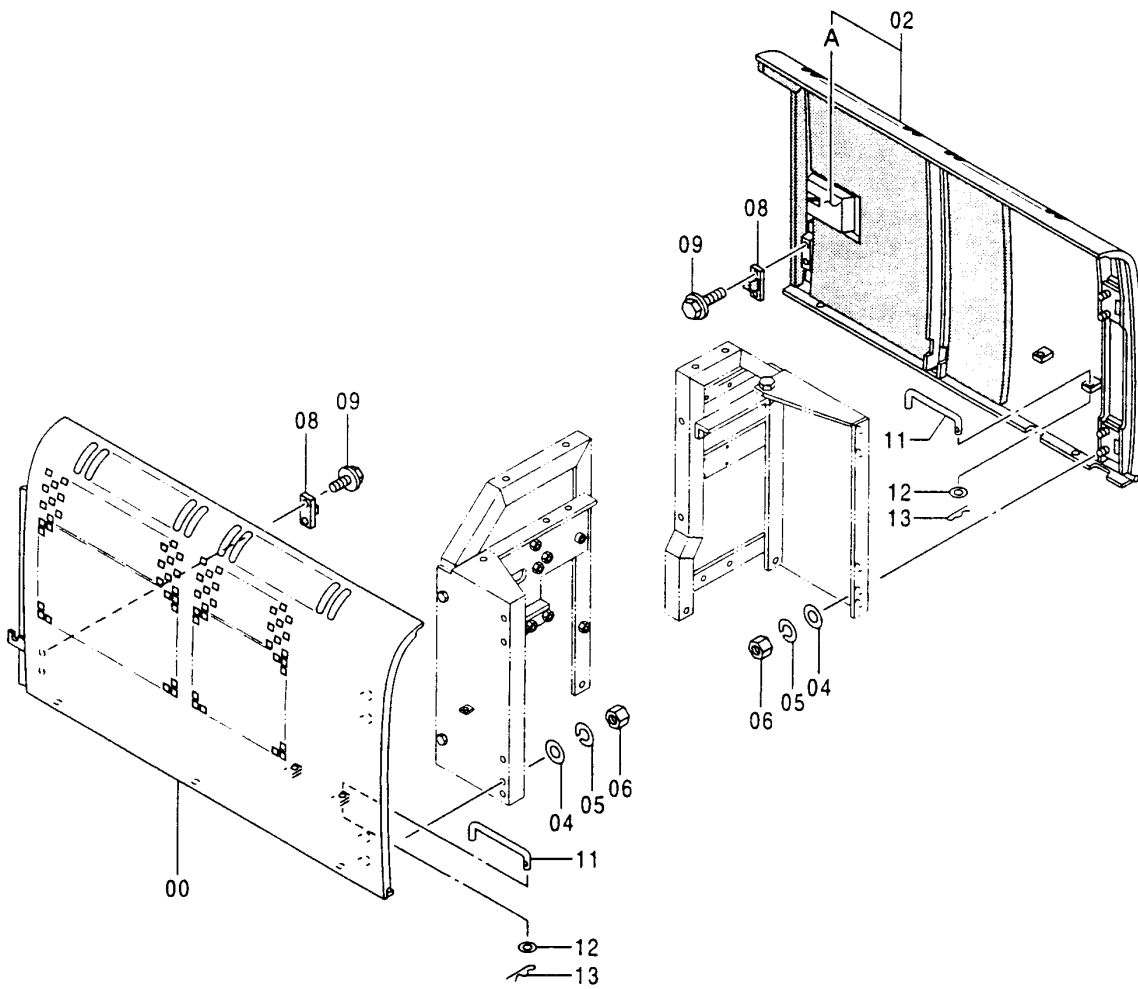
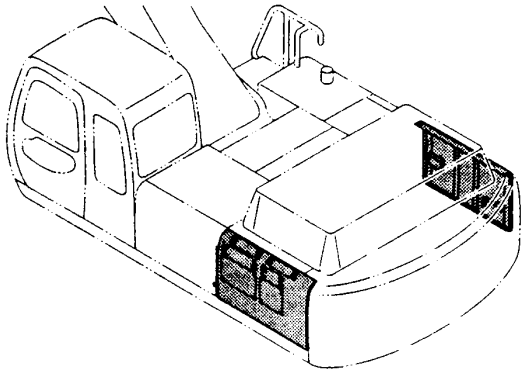
SHEET METAL AND STYLING

COVER (CONTINUED)

KEY	PART NO.	PART NAME	QTY	SERIAL NO.	REMARKS
21	AT250117	TORSION SPRING	1		
22	19M7662	CAP SCREW	4	M10 X 30	
	24M7028	WASHER	4	10.500 X 20 X 2 MM (0.413" X 0.787" X 0.079")	
	12M7066	LOCK WASHER	4	10.200 MM (0.402")	
23	AT250271	BRACKET	2		
24	19M7550	CAP SCREW	1	M10 X 35	
	24M7028	WASHER	1	10.500 X 20 X 2 MM (0.413" X 0.787" X 0.079")	
	12M7066	LOCK WASHER	1	10.200 MM (0.402")	
25	AT250272	BRACKET	1		
26	19M7662	CAP SCREW	4	M10 X 30	
	12M7066	LOCK WASHER	4	10.200 MM (0.402")	
	24M7028	WASHER	4	10.500 X 20 X 2 MM (0.413" X 0.787" X 0.079")	
27	AT250230	BRACKET	1		
29	AT250182	COVER	1		
30	19M7662	CAP SCREW	3	M10 X 30	
	24M7028	WASHER	3	10.500 X 20 X 2 MM (0.413" X 0.787" X 0.079")	
	12M7066	LOCK WASHER	3	10.200 MM (0.402")	
31	19M7662	CAP SCREW	2	M10 X 30	
	24M7346	WASHER	2	11 X 20 X 2 MM (0.433" X 0.787" X 0.079")	
	12M7067	LOCK WASHER	2	12.200 MM (0.480")	
33	AT250222	COVER	1		
34	19M7402	CAP SCREW	3	M10 X 25	
	24M7028	WASHER	3	10.500 X 20 X 2 MM (0.413" X 0.787" X 0.079")	
	12M7066	LOCK WASHER	3	10.200 MM (0.402")	
37	19M7662	CAP SCREW	2	M10 X 30	
	24M7028	WASHER	2	10.500 X 20 X 2 MM (0.413" X 0.787" X 0.079")	
	12M7066	LOCK WASHER	2	10.200 MM (0.402")	
38	19M7402	CAP SCREW	2	M10 X 25	
	24M7028	WASHER	2	10.500 X 20 X 2 MM (0.413" X 0.787" X 0.079")	
	12M7066	LOCK WASHER	2	10.200 MM (0.402")	
39	AT250225	COVER	1		

TP59136 -UN-13MAY98

COVER



TP59136

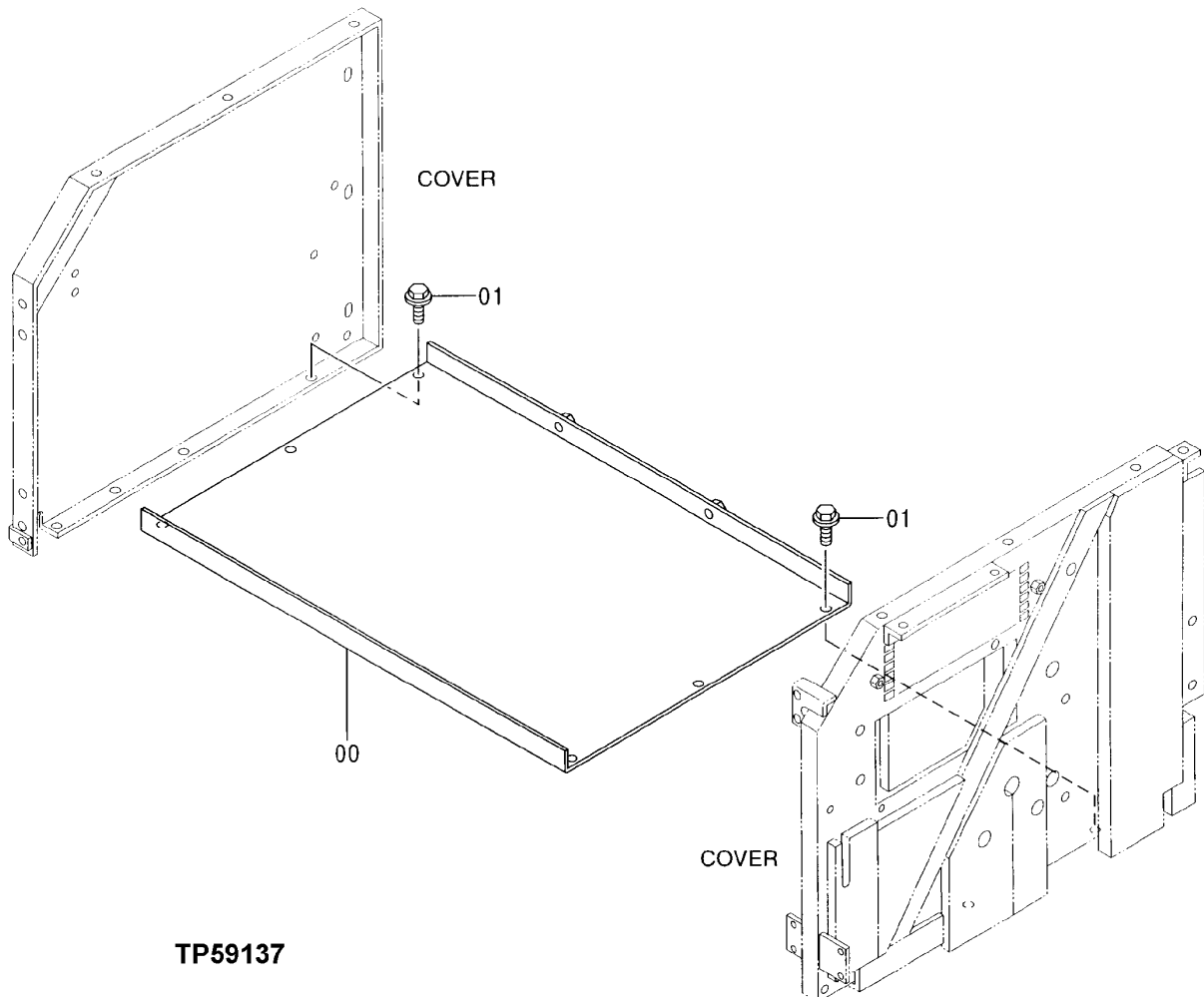
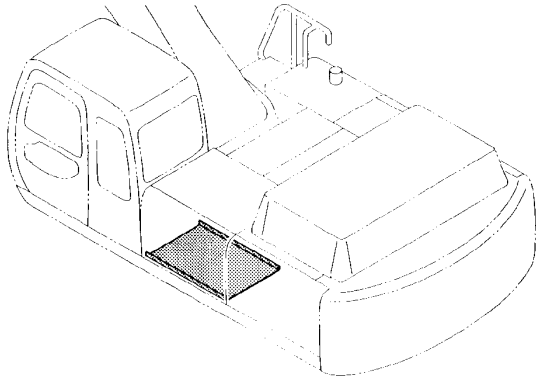
SHEET METAL AND STYLING

COVER

KEY	PART NO.	PART NAME	QTY	SERIAL NO.	REMARKS
0	AT250155	DOOR	1		
2	AT250161	DOOR	1		
2A	AT214010	LOCK	1		
	AT147803	KEY	1		
4	24M7028	WASHER	8		10.500 X 20 X 2 MM (0.413" X 0.787" X 0.079")
5	12M7066	LOCK WASHER	8		10.200 MM (0.402")
6	14M7274	NUT	8		M10
8	AT154916	STOP	2		
9	19M7923	CAP SCREW	4		M6 X 12
	24M7293	WASHER	4		6.500 X 13 X 1.600 MM (0.256" X 0.512" X 0.063")
	12M7006	LOCK WASHER	4		6.100 MM (0.240")
11	AT217838	PIN	2		
12	24M7055	WASHER	2		8.400 X 16 X 1.600 MM (0.331" X 0.630" X 0.063")
13	H132922	COTTER PIN	2		

TP59137 -UN-13MAY98

COVER



TP59137

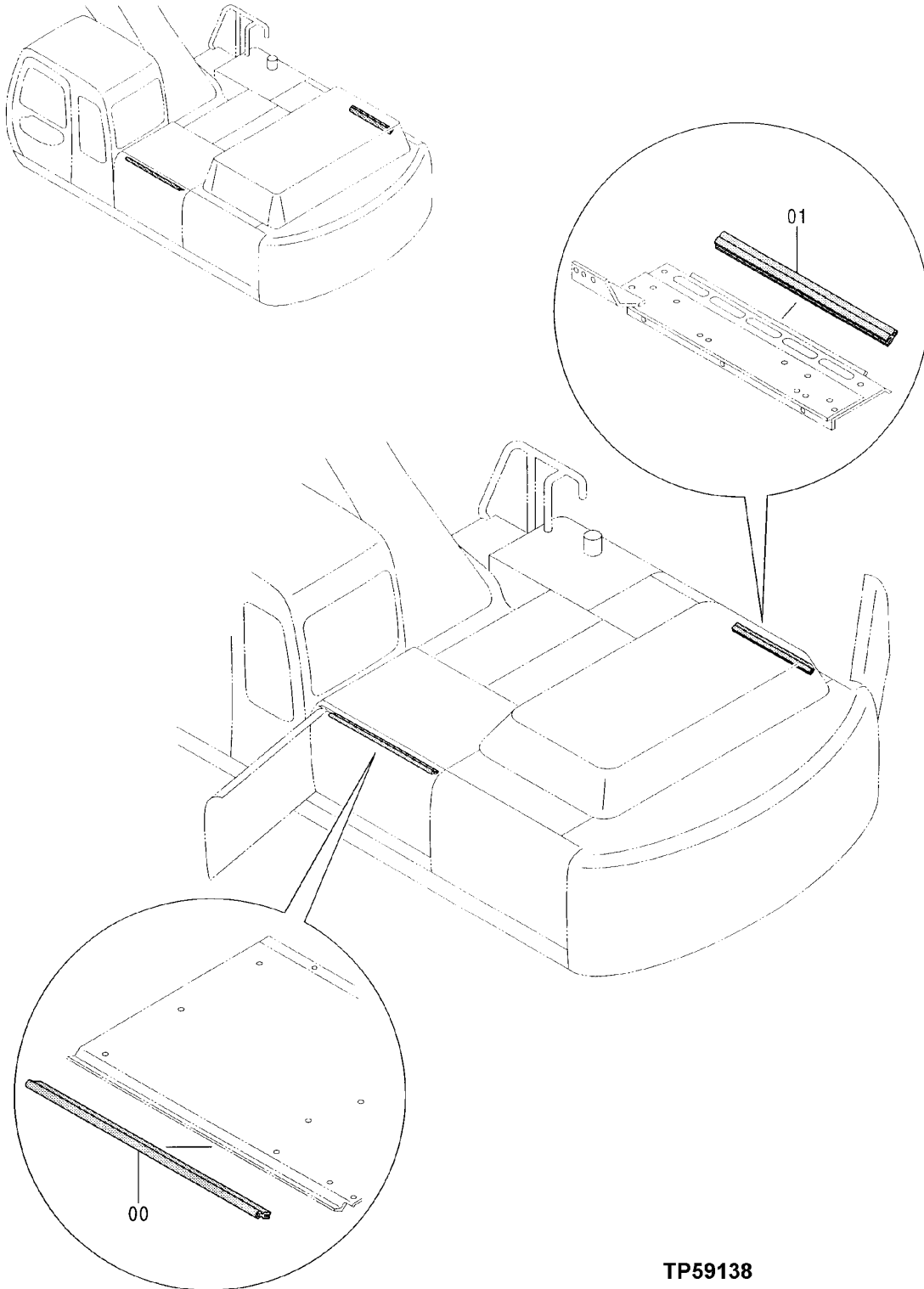
COVER

KEY	PART NO.	PART NAME	QTY	SERIAL NO.	REMARKS
0	AT250180	COVER	1		
1	19M7402	CAP SCREW	6	M10 X 25	
	24M7346	WASHER	6	11 X 20 X 2 MM (0.433" X 0.787" X 0.079")	
	12M7067	LOCK WASHER	6	12.200 MM (0.480")	

TP59138

-UN-13MAY98

WEATHERSTRIP



TP59138

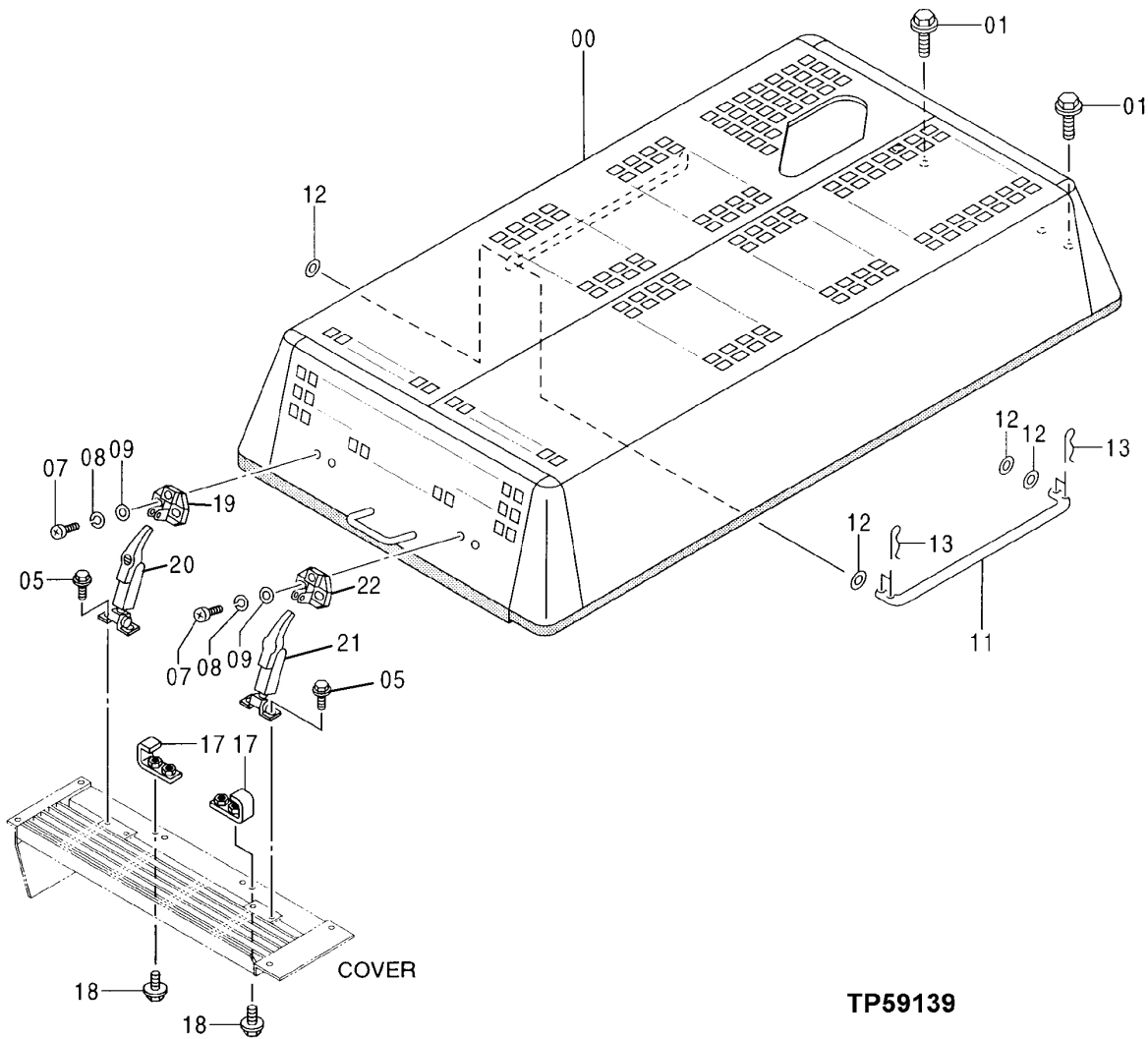
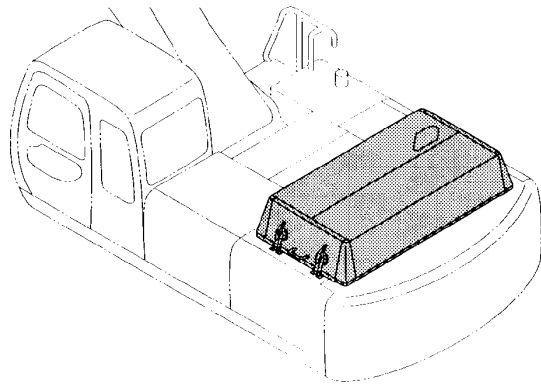
SHEET METAL AND STYLING

WEATHERSTRIP

KEY	PART NO.	PART NAME	QTY	SERIAL NO.	REMARKS
0	AT250067	ISOLATOR	1		
1	AT217751	ISOLATOR	1		

ENGINE COVER

TP59139 -UN-13MAY98



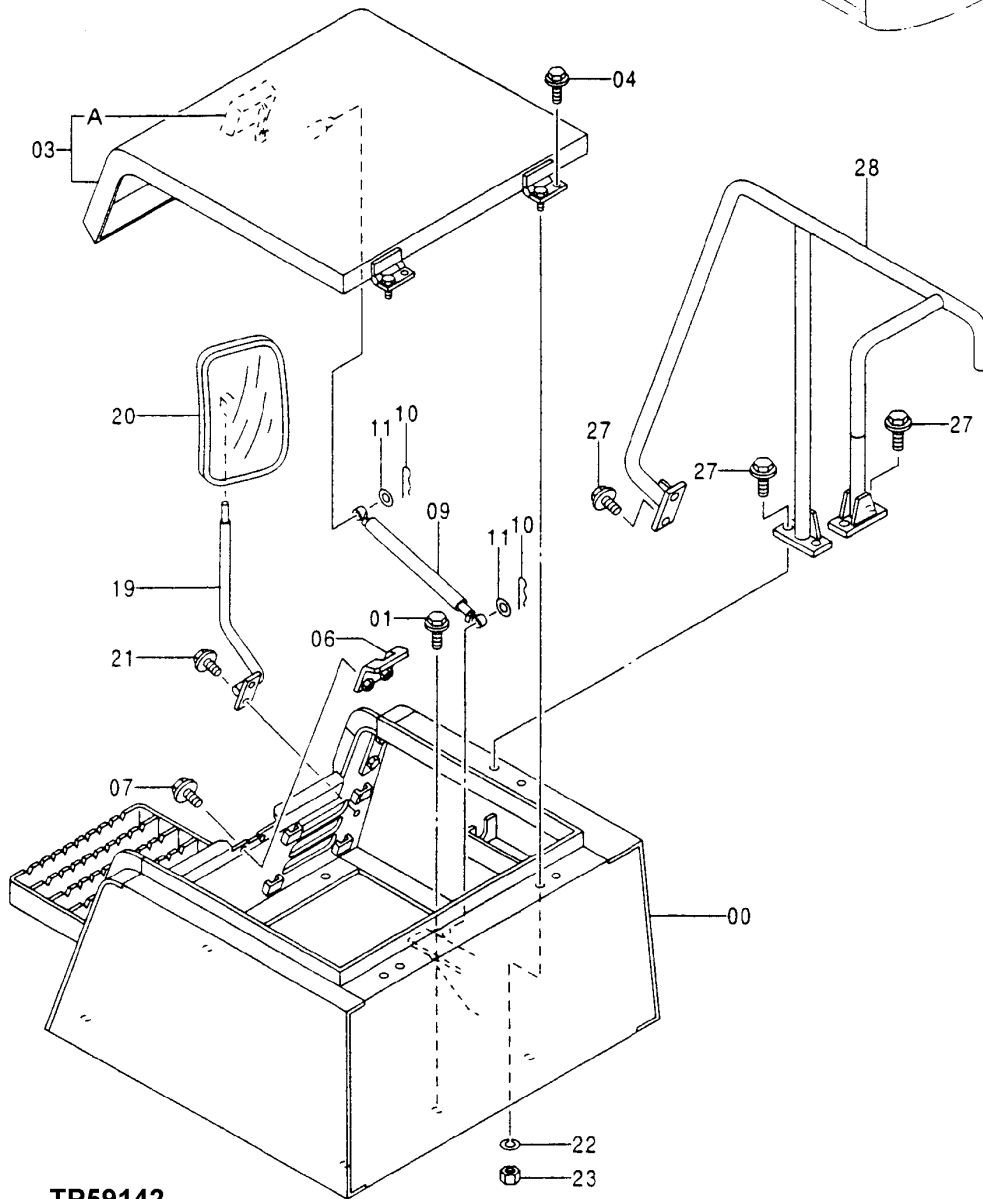
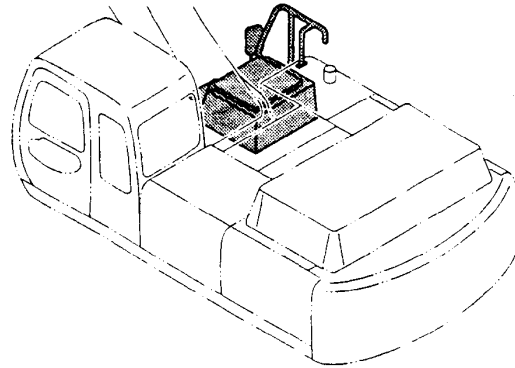
TP59139

ENGINE COVER

KEY	PART NO.	PART NAME	QTY	SERIAL NO.	REMARKS
0	AT250158	HOOD	1		
1	19M7662	CAP SCREW	4	M10 X 30	
	12M7066	LOCK WASHER	4	10.200 MM (0.402")	
	24M7028	WASHER	4	10.500 X 20 X 2 MM (0.413" X 0.787" X 0.079")	
5	19M7881	SCREW	4	M8 X 20	
	12M7065	LOCK WASHER	4	8.100 MM (0.319")	
7	21M7397	SCREW	4	M8 X 25	
8	12M7065	LOCK WASHER	4	8.100 MM (0.319")	
9	24M7055	WASHER	4	8.400 X 16 X 1.600 MM (0.331" X 0.630" X 0.063")	
11	AT201025	BRACKET	1		
12	24M7053	WASHER	4	17 X 30 X 3 MM (0.669" X 1.181" X 0.118")	
13	M40461	SPRING LOCKING PIN	4		
17	AT250276	BRACKET	2		
18	19M7662	CAP SCREW	4	M10 X 30	
	24M7028	WASHER	4	10.500 X 20 X 2 MM (0.413" X 0.787" X 0.079")	
	12M7066	LOCK WASHER	4	10.200 MM (0.402")	
19	TH102247	ANCHOR	1		
20	AT131654	CATCH	1		
21	CATCH	1	(SUB AT131654)	
22	TH102247	ANCHOR	1		

TP59142 -UN-01JUN98

TOOL BOX COVER



TP59142

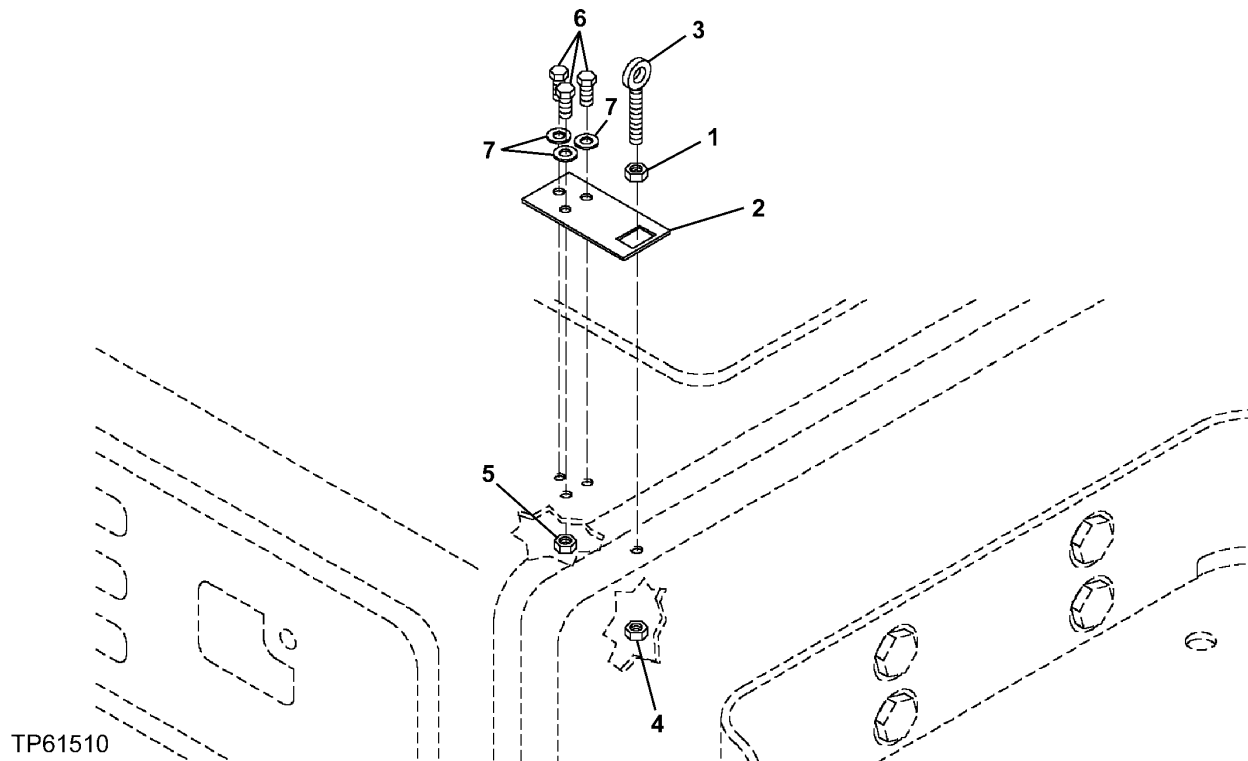
SHEET METAL AND STYLING

TOOL BOX COVER

KEY	PART NO.	PART NAME	QTY	SERIAL NO.	REMARKS
0	AT250164	TOOLBOX	1		
1	12M7066	LOCK WASHER	6	10.200 MM (0.402")	
	19M7402	CAP SCREW	6	M10 X 25	
	24M7028	WASHER	6	10.500 X 20 X 2 MM (0.413" X 0.787" X 0.079")	
3	AT250165	COVER	1		
3A	AT215944	LATCH	1		
4	19M8761	SCREW	2	M10 X 22	
	12M7067	LOCK WASHER	2	12.200 MM (0.480")	
6	AT214409	CATCH	1		
7	19M7402	CAP SCREW	2	M10 X 25	
	12M7067	LOCK WASHER	2	12.200 MM (0.480")	
	24M7346	WASHER	2	11 X 20 X 2 MM (0.433" X 0.787" X 0.079")	
9	AT213967	CYLINDER	1		
10	H132922	COTTER PIN	2		
11	24M7028	WASHER	2	10.500 X 20 X 2 MM (0.413" X 0.787" X 0.079")	
19	AT250239	BRACKET	1		
20	TH104119	REAR VIEW MIRROR	1		
21	19M7407	CAP SCREW	2	M8 X 25	
	12M7065	LOCK WASHER	2	8.100 MM (0.319")	
22	12M7066	LOCK WASHER	2	10.200 MM (0.402")	
23	14M7274	NUT	2	M10	
27	19M8011	CAP SCREW	6	M12 X 30	
	12M7067	LOCK WASHER	6	12.200 MM (0.480")	
28	AT250195	HANDRAIL	1		

TP61510 -UN-16APR99

TOOL BOX SECURITY HASP



TP61510

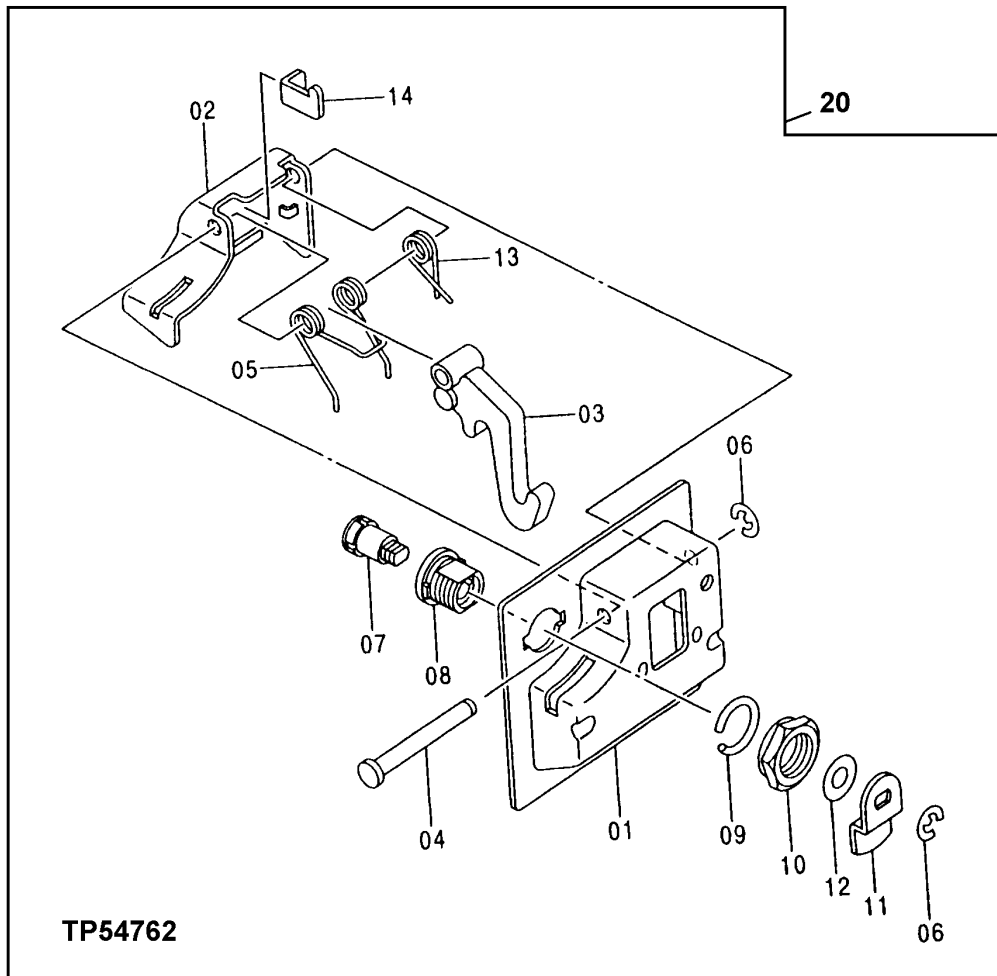
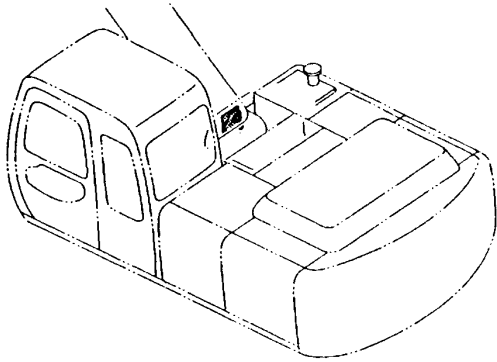
TOOL BOX SECURITY HASP

KEY	PART NO.	PART NAME	QTY	SERIAL NO.	REMARKS
1	T16464	LOCK NUT	1		
2	T166506	PLATE	1		
3	T166507	BOLT	1		
4	14H785	NUT	1	5/16"	
5	14M7426	LOCK NUT	3	M8	
6	19M7881	SCREW	3	M8 X 20	
7	24M7207	WASHER	4	8.400 X 24 X 2 MM	

TP54762

-UN-22APR97

TOOL BOX DOOR LOCK LATCH

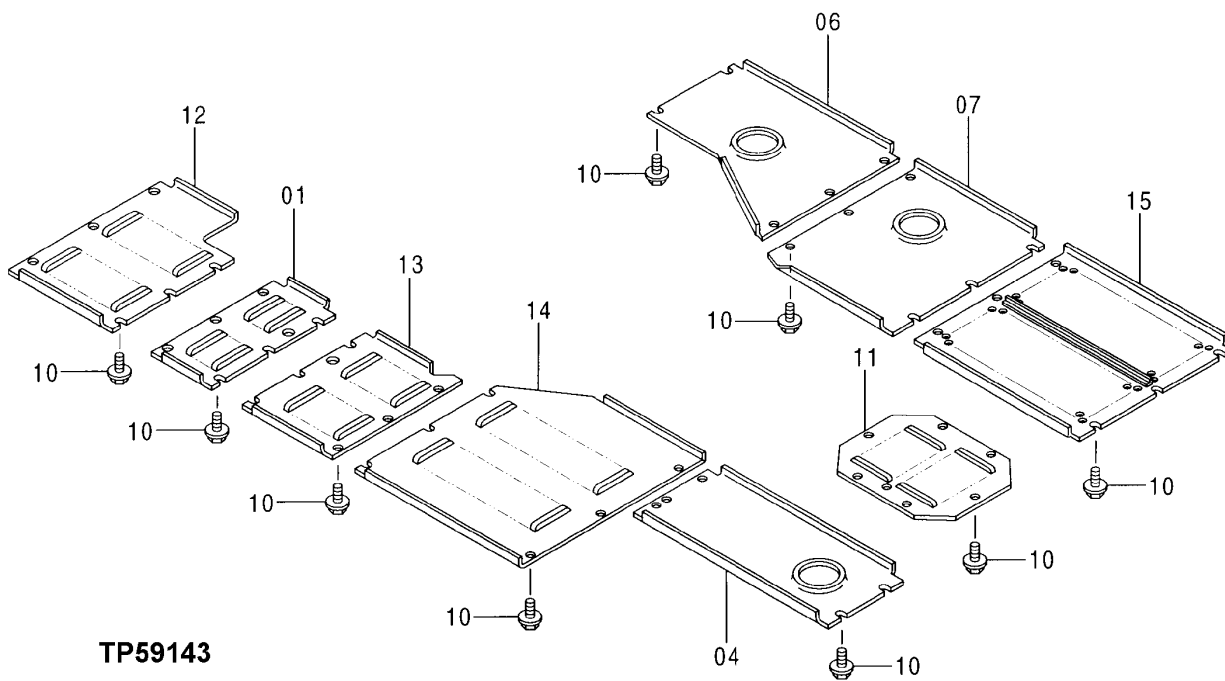
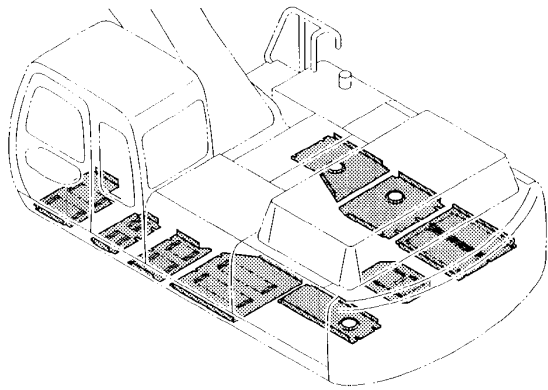


TOOL BOX DOOR LOCK LATCH

KEY	PART NO.	PART NAME	QTY	SERIAL NO.	REMARKS
1	AT214264	COVER	1		
2	AT214265	LATCH	1		
3	AT214266	LEVER	1		
4	AT214267	PIN	1		
5	AT214268	SPRING	1		
6	CH11490	RING	2		
7	AT214269	CYLINDER	1		
8	TH102236	LOCK	1		
9	TH102237	RING	1		
10	TH102238	NUT	1	M22	
11	AT214270	CATCH	1		
12	AT214271	WASHER	1		
13	TH102243	TORSION SPRING	1		
14	AT214272	LEVER	1		
20	AT215944	LATCH	1		

TP59143 -UN-16JUN98

UNDER COVER



TP59143

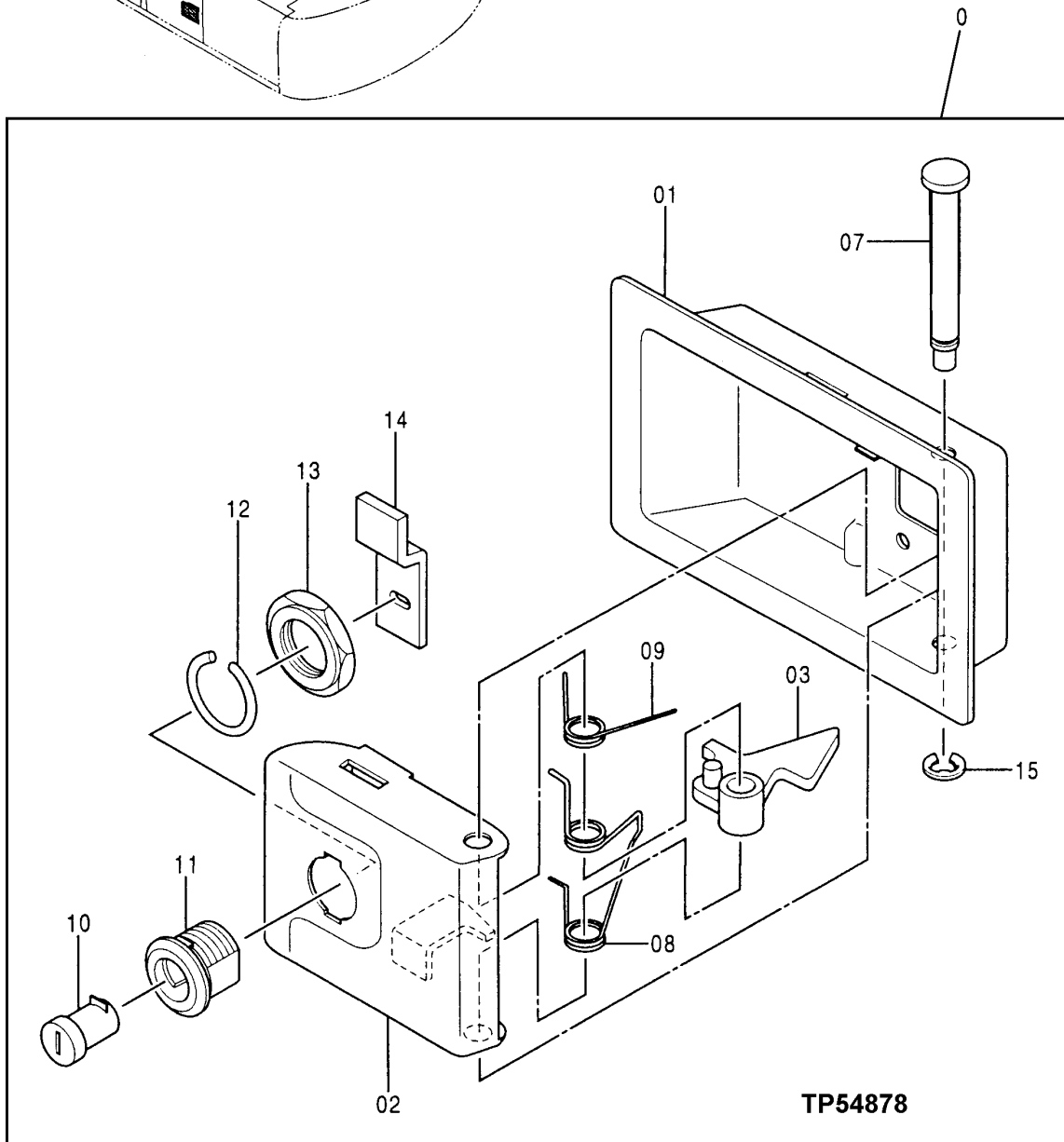
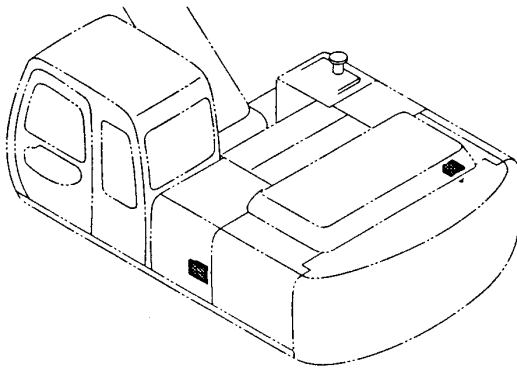
UNDER COVER

KEY	PART NO.	PART NAME	QTY	SERIAL NO.	REMARKS
1	AT219639	COVER	1		
4	AT219652	COVER	1		
6	AT219604	COVER	1		
7	AT219603	COVER	1		
10	19M7550	CAP SCREW	51	M10 X 35	
	12M7066	LOCK WASHER	51	10.200 MM (0.402")	
	24M7346	WASHER	51	11 X 20 X 2 MM (0.433" X 0.787" X 0.079")	
11	AT219656	COVER	1		
12	AT219658	COVER	1		
13	AT219659	COVER	1		
14	AT219607	COVER	1		
15	AT250192	COVER	1		

TP54878

-UN-08JUL97

DOOR LOCK

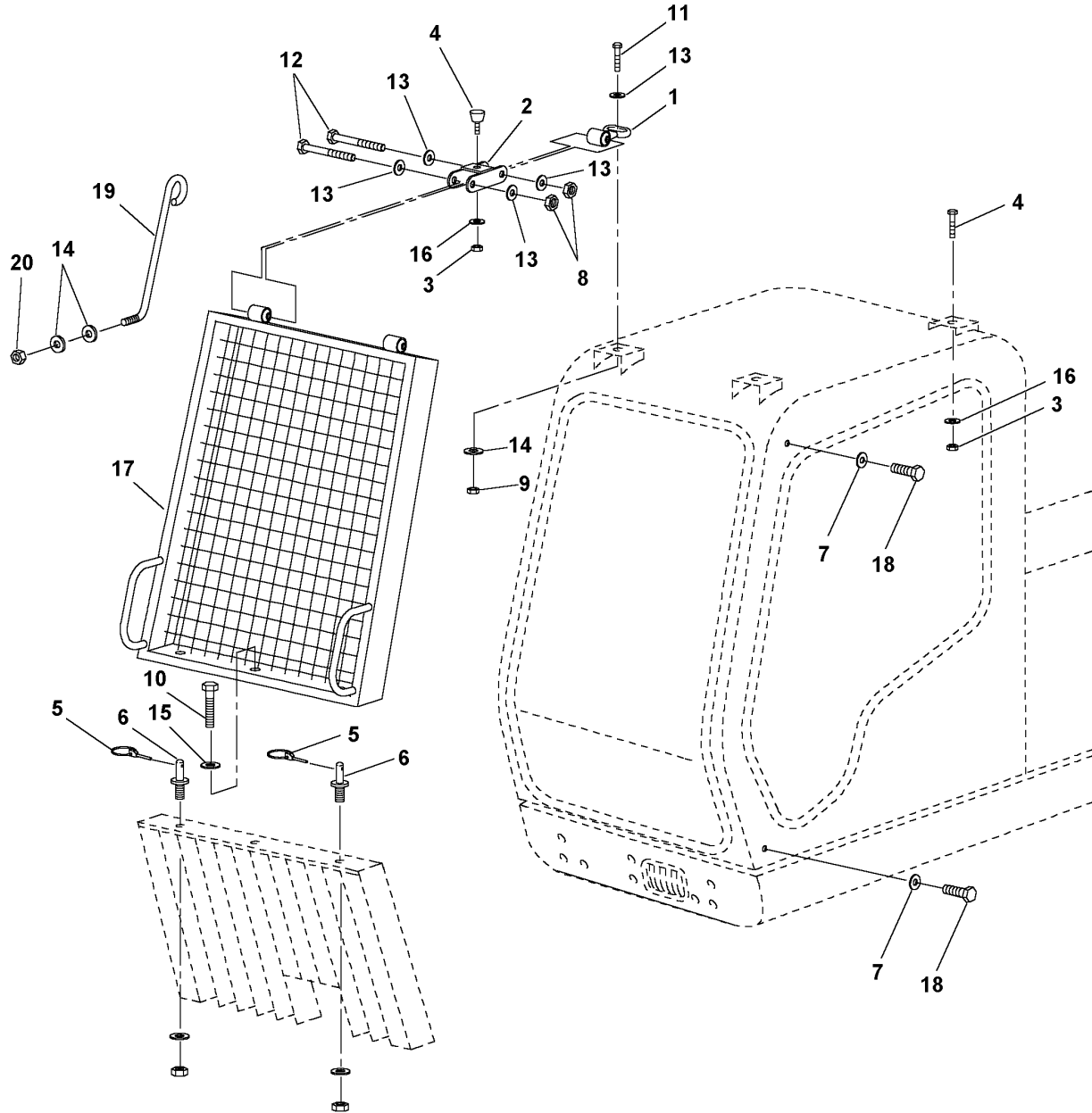


DOOR LOCK

KEY	PART NO.	PART NAME	QTY	SERIAL NO.	REMARKS
0	AT214010	LOCK	1		
1	TH102241	COVER	1		
2	TH102228	LATCH	1		
3	LEVER	1		
7	TH102230	PIN	1		
8	AT173242	SPRING	1		
9	TH102234	TORSION SPRING	1		
10	AT218143	LOCK	1		
	AT147803	KEY	1		(H800) (NOT ILLUSTRATED)
11	TH102236	LOCK	1		
12	TH102237	RING	1		
13	TH102238	NUT	1		M22
14	TH102232	STRAP	1		
15	CH11490	RING	1		

TP61541 -UN-21OCT99

CAB SCREEN, FRONT UPPER



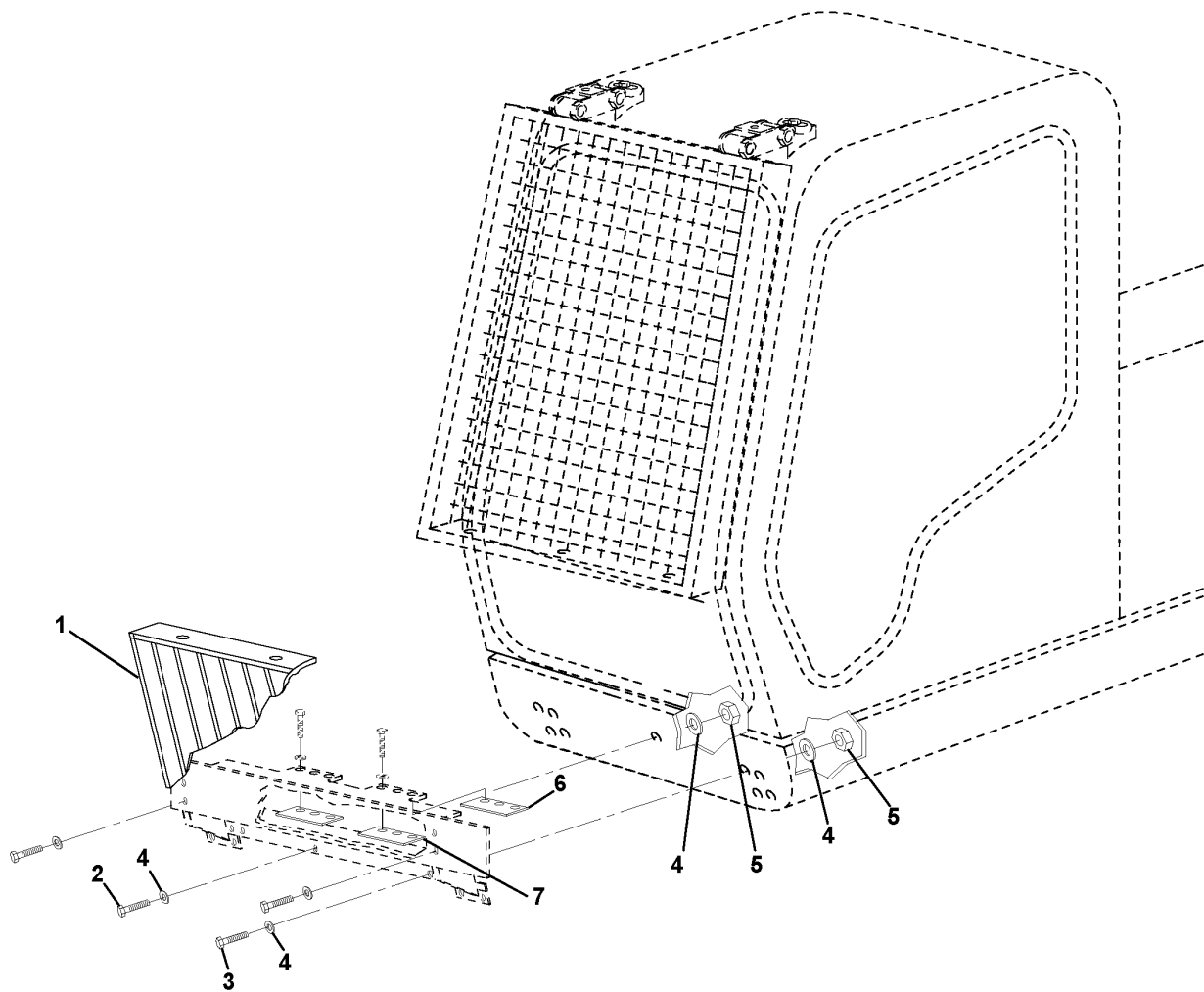
TP61541

CAB SCREEN, FRONT UPPER

KEY	PART NO.	PART NAME	QTY	SERIAL NO.	REMARKS
1	AT186269	HINGE	2		
2	AT186270	HINGE	2		
3	T16464	LOCK NUT	4		
4	T166287	BUMPER	4		
5	T166288	PIN	2		
6	AT189646	PIN	2		
7	T166290	SPACER	2		
8	14M7328	LOCK NUT	4	M16	
9	14M7367	LOCK NUT	2	M12	
10	19M7402	CAP SCREW	1	M10 X 25	
11	19M7493	CAP SCREW	2	M12 X 40	
12	19M8350	CAP SCREW	4	M16 X 85	
13	24H1106	WASHER	8	11/16" X 1-3/4" X 0.134"	
14	24H1211	WASHER	6	9/16" X 1-3/8" X 0.105"	
15	24H1219	WASHER	1	7/16" X 1" X 0.083"	
16	24H1224	WASHER	4	11/32" X 1" X 1/16"	
17	AT186272	SCREEN	1		
18	19M7668	CAP SCREW	2	M10 X 100	
19	AT189647	ROD	1		
20	U16721	LOCK NUT	1		
21	21H1376	SCREW	1		0.164" X 1-1/4", (NOT ILLUSTRATED)
22	14H605	NUT	1		0.164", (NOT ILLUSTRATED)
23	24H1283	WASHER	1		7/32" X 1/2" X 0.049", (NOT ILLUSTRATED)
24	T10379	CLAMP	1		

TP61515 -UN-22OCT99

WINDSHIELD GUARD, FRONT LOWER



TP61515

SAFETY, CONVENIENCE AND MISCELLANEOUS

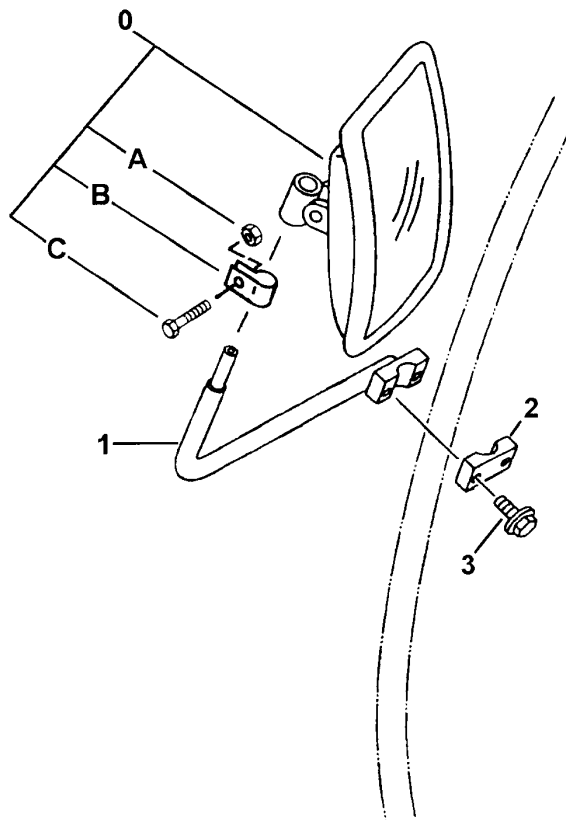
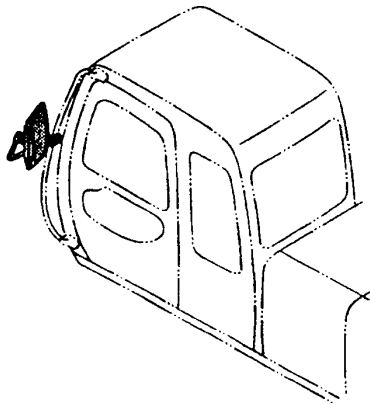
WINDSHIELD GUARD, FRONT LOWER

KEY	PART NO.	PART NAME	QTY	SERIAL NO.	REMARKS
1	AT186275	GUARD	1		
2	T183736	BUSHING	2		
3	14M7276	NUT	8	M16	
4	19M7409	CAP SCREW	4	M16 X 50	
5	19M7759	CAP SCREW	8	M16 X 60	
6	24H1106	WASHER	8	11/16" X 1-3/4" X 0.134"	
7	24M7053	WASHER	8	17 X 30 X 3 MM	

ORDER REPAIR AND REPLACEMENT PARTS FROM SECTION 2002-2013B USING JOHN DEERE CAGE CODE 1J955.

TP54817 -UN-30MAY97

LEFT REAR VIEW MIRROR



TP54817

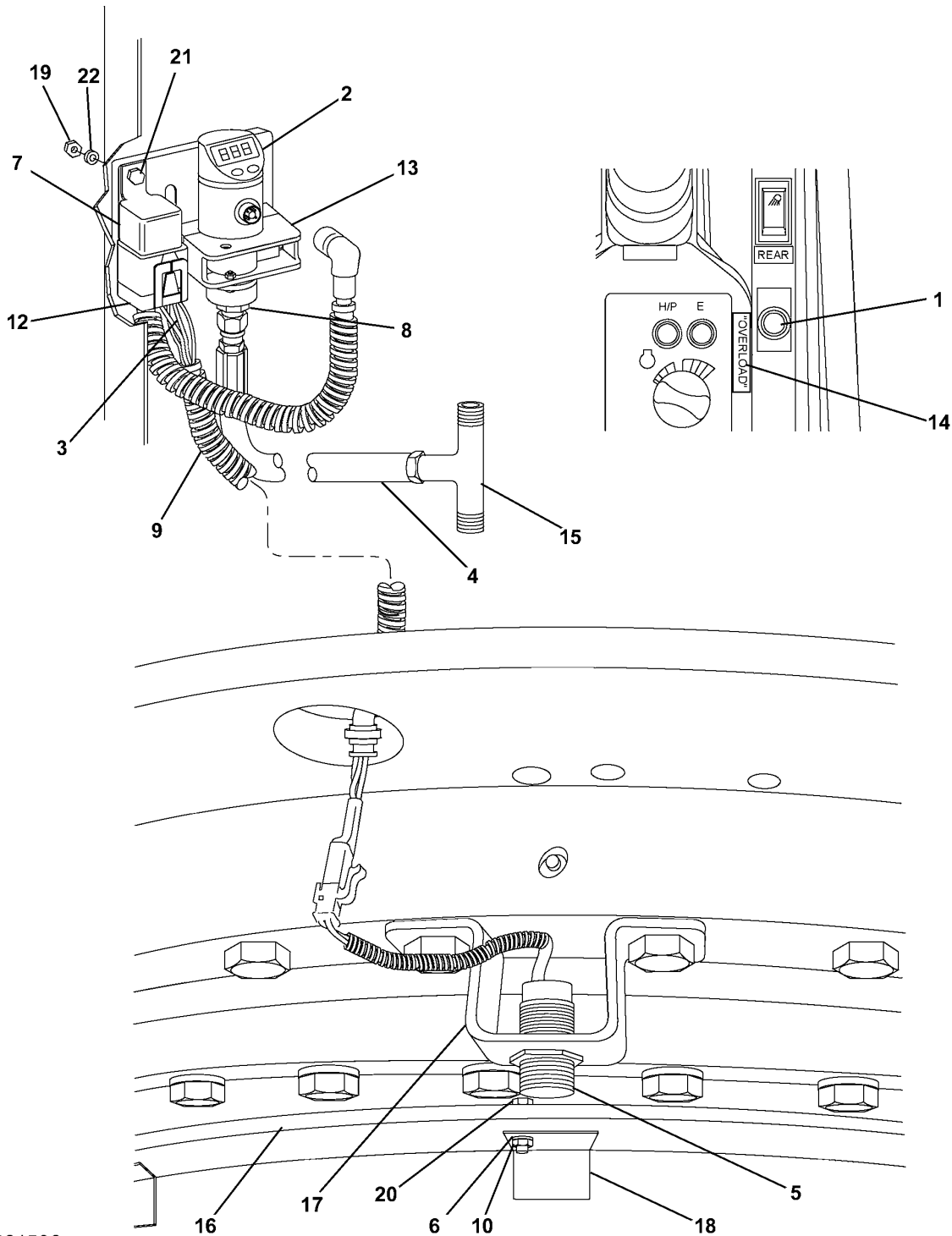
SAFETY, CONVENIENCE AND MISCELLANEOUS

LEFT REAR VIEW MIRROR

KEY	PART NO.	PART NAME	QTY	SERIAL NO.	REMARKS
0	TH104119	REAR VIEW MIRROR	1		
0A	14M7400	LOCK NUT	1	M10	
0B	CLAMP	1		(NOT AVAILABLE FOR SERVICE)
0C	03M7193	BOLT	1	M10 X 35	
1	AT218191	BRACKET	1		
2	AT219494	CLAMP	1		(SUB FOR AT131743)
3	19M8359	CAP SCREW	2	M8 X 45	
	12M7065	LOCK WASHER	2	8.100 MM (0.319")	

TP61536 -UN-21OCT99

ALARM, OVERLOAD



TP61536

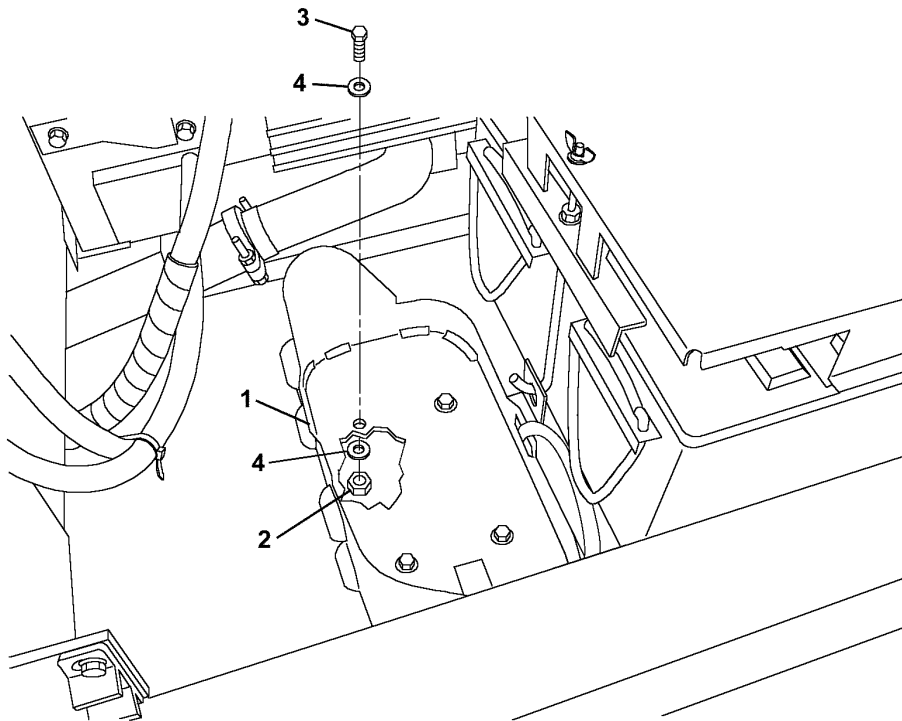
SAFETY, CONVENIENCE AND MISCELLANEOUS

ALARM, OVERLOAD

KEY	PART NO.	PART NAME	QTY	SERIAL NO.	REMARKS
1	AT186407	ALARM SYSTEM	1		
2	AT186408	PRESSURE SWITCH	1		
3	AT186409	WIRING HARNESS	1		
4	AT186415	HYDRAULIC HOSE	1		
5	AT203130	SENSOR	1		
6	AT215565	WASHER	12		
7	AT77726	RELAY	1		
8	R35352	FITTING	1		
9	UN4593	HOSE	AR		
10	19M7662	CAP SCREW	6	M10 X 30	
11	T166446	CONNECTOR	1		
12	T166447	LOCK	1		
13	T166451	BRACKET	1		
14	T166453	LABEL	1		
15	T166460	FITTING	1		
16	T166461	PLATE	2		
17	T166462	SUPPORT	1		
18	T166492	BRACKET	6		
19	14M7350	LOCK NUT	4	M6	
20	14M7520	LOCK NUT	6	M10	
21	19M7077	CAP SCREW	4	M6 X 20	
22	24H1290	WASHER	4	21/64" X 3/4" X 0.035"	

DECONTAMINATION CAN MOUNT

TP61525 -UN-21OCT99



TP61525

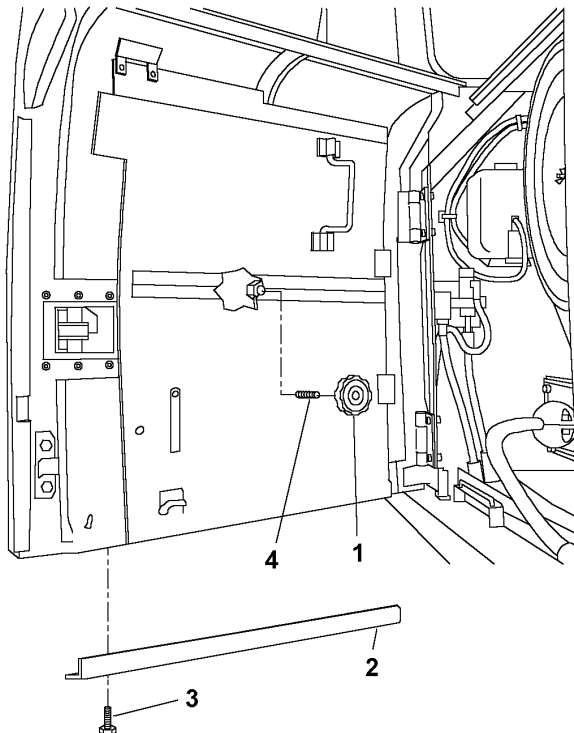
SAFETY, CONVENIENCE AND MISCELLANEOUS

DECONTAMINATION CAN MOUNT

KEY	PART NO.	PART NAME	QTY	SERIAL NO.	REMARKS
1	AT186120	HOLDER	1		
2	14M7273	NUT	4	M8	
3	19M7407	CAP SCREW	4	M8 X 25	
4	24H1136	WASHER	8	8.738 X 17.475 X 1.651 MM	

TP61543 -UN-21OCT99

VANDAL PROTECTION STORAGE RACK

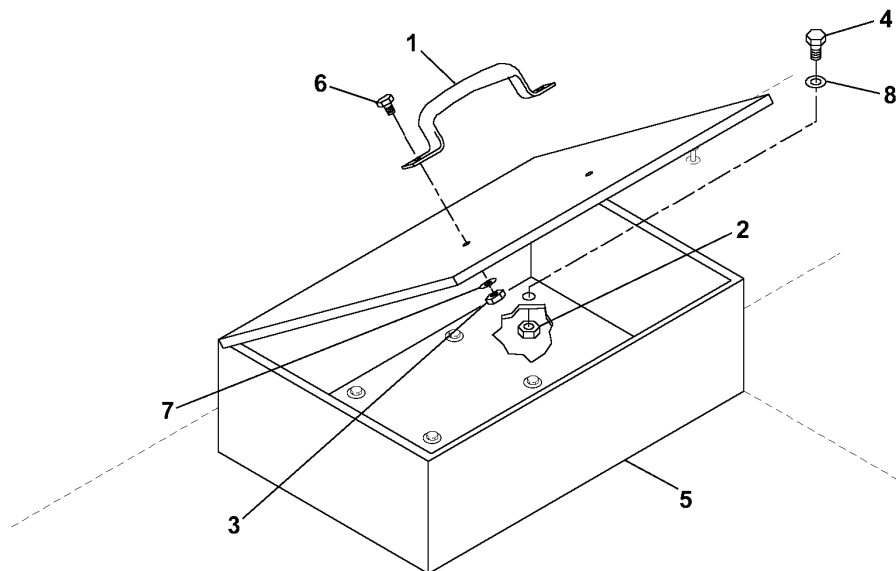


TP61543

KEY	PART NO.	PART NAME	QTY	SERIAL NO.	REMARKS
1	AT186596	KNOB	1		
2	AT187672	SUPPORT	1		
3	03M7093	BOLT	2	M8 X 25	
4	T166561	STUD	1		
5	19M7407	CAP SCREW	2		

TP61516 -UN-25MAY99

VANDAL PROTECTION STORAGE BOX

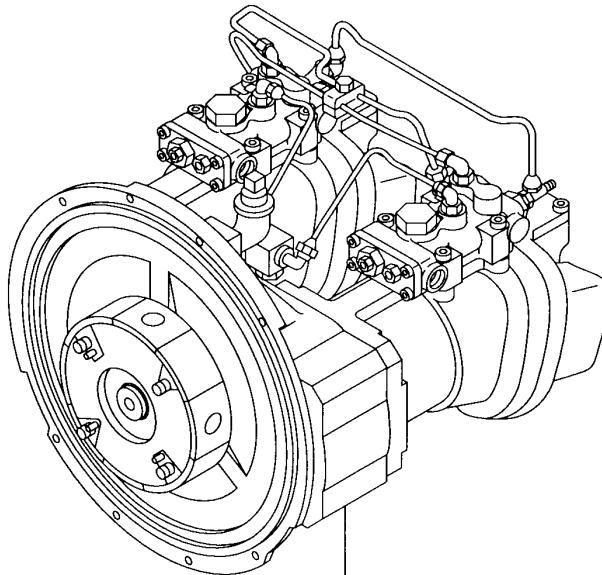
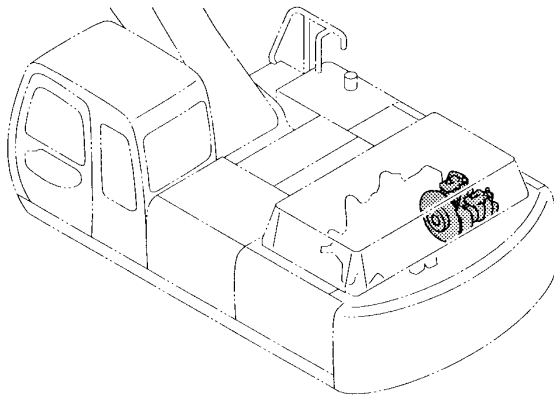


KEY	TP61516 PART NO.	PART NAME	QTY	SERIAL NO.	REMARKS
1	T166657	HANDLE	1		
2	14M7400	LOCK NUT	1	M10	
3	14M7426	LOCK NUT	6	M8	
4	19M7402	CAP SCREW	1	M10 X 25	
5	AT186597	BATTERY BOX	1		
6	19M7407	CAP SCREW	2	M8 X 25	
7	24M7207	WASHER	8	8.400 X 24 X 2 MM	
8	24H1219	WASHER	2	7/16" X 1" X 0.083"	
9	AT189713	BOX	1		STORAGE BOX W/WELD NUT (NOT ILLUSTRATED)

ORDER REPAIR AND REPLACEMENT PARTS FROM SECTION 2160-2163B USING JOHN DEERE CAGE CODE 1J955.

TP59076 -UN-21APR98

MAIN HYDRAULIC PUMP



TP59076

01

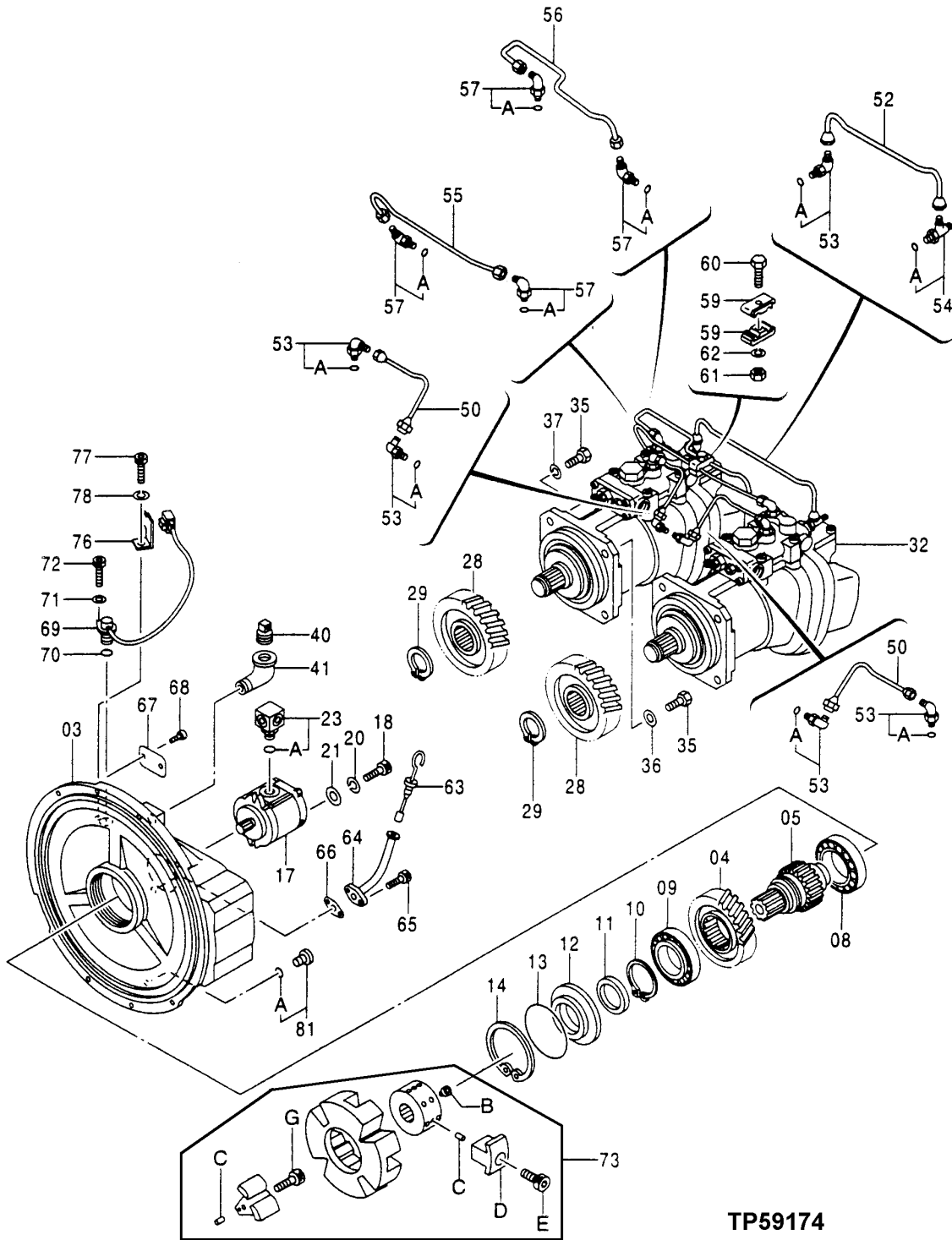
VEHICLE MAIN HYDRAULIC SYSTEM

MAIN HYDRAULIC PUMP

KEY	PART NO.	PART NAME	QTY	SERIAL NO.	REMARKS
1	PUMP	1		(PUMP DEVICE NOT AVAILABLE FOR SERVICE AS COMPLETE ASSEMBLY) (FOR COMPONENTS SEE FOLLOWING PAGES)

TP59174 -UN-02JUN98

MAIN HYDRAULIC PUMP



TP59174

VEHICLE MAIN HYDRAULIC SYSTEM

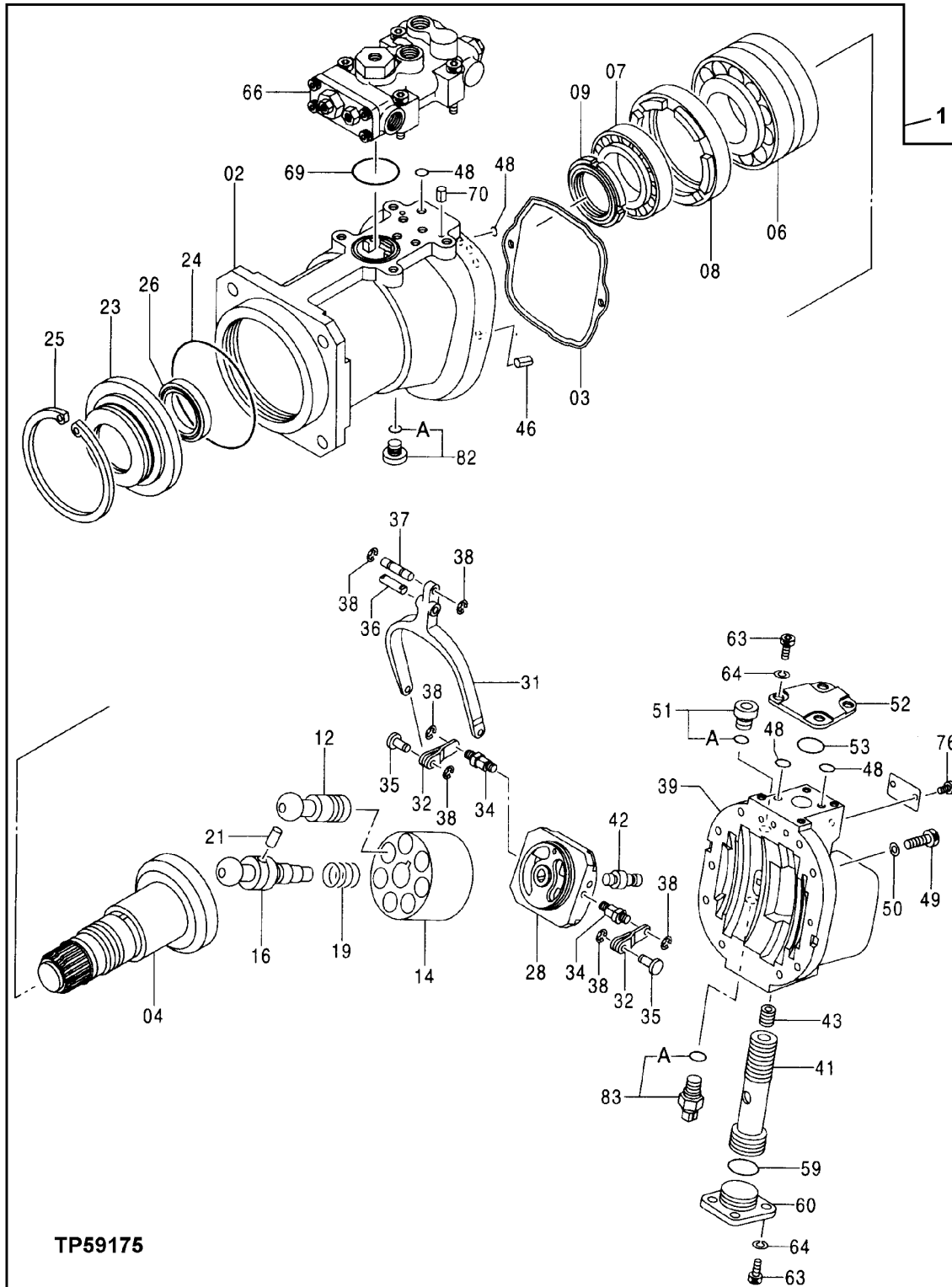
MAIN HYDRAULIC PUMP

KEY	PART NO.	PART NAME	QTY	SERIAL NO.	REMARKS
3	AT202600	GEAR CASE	1		
4	TH111138	GEAR	1		
5	AT219648	PINION SHAFT	1		
8	M804206	BEARING	1		(SUB AH153261)
9	AT250103	BALL BEARING	1		
10	40M7120	SNAP RING	1		
11	TH109453	SEAL	1		
12	TH109454	COVER	1		
13	TH100122	O-RING	1		119.400 X 3.100 MM (4.701" X 0.122")
14	40M5463	SNAP RING	1		
17	TH109457	PUMP	1		
18	19M8337	SCREW	2		M10 X 30
20	12M7135	LOCK WASHER	2		10.200 MM (0.402")
21	TH102181	WASHER	2		10.500 X 22 X 3.200 MM (0.413" X 0.866" X 0.126")
23	TH109459	ADAPTER	1		
23A	U46489	O-RING	1		17.800 X 2.400 MM (0.701" X 0.094")
28	TH111139	GEAR	2		
29	40M7166	SNAP RING	2		
32	AT250259	HYDRAULIC PUMP	2		
35	19M7489	CAP SCREW	8		M16 X 45
36	TH109463	SEALING WASHER	4		
37	12H294	LOCK WASHER	4		15.875 MM (5/8")
40	AT200990	PLUG	1		
41	15H621	ELBOW FITTING	1		19.050 MM (3/4")
50	TH111242	OIL LINE	2		
52	TH111243	OIL LINE	1		
53	TH109468	FITTING	5		
53A	M800650	PACKING	1		
54	TH109466	FITTING	1		
54A	M800650	PACKING	1		
55	TH111142	OIL LINE	1		
56	TH111155	OIL LINE	1		
57	TH101821	FITTING	4		
57A	M800650	PACKING	1		
59	TH109471	CLAMP	2		
60	19M7377	CAP SCREW	1		M8 X 28
61	14M7273	NUT	1		M8
62	12M7065	LOCK WASHER	1		8.100 MM (0.319")
63	TH112088	DIPSTICK	1		
64	TH112089	OIL TUBE	1		
65	AT217709	BOLT	2		M8 X 16
66	AT214401	GASKET	1		
67	IDENTIFICATION PLATE	1		
68	37H99	SCREW	2		2.540 X 6.350 MM (0.100" X 1/4")
69	AT154297	SENSOR	1		
70	AT154310	O-RING	1		18.771 X 1.778 MM (0.739" X 0.070")
71	24M7054	WASHER	1		6.400 X 12 X 1.600 MM (0.252" X 0.472" X 0.063")
72	19M8553	SCREW	1		M6 X 16
73	TH111234	COUPLING	1		
73B	22M7137	SET SCREW	2		M16 X 16
73C	34M7117	SPRING PIN	12		5 X 10 MM (0.197" X 0.394")
73D	TH111402	INSERT	4		
73E	TH111404	SCREW	4		
73G	TH111403	SCREW	4		
76	AT154206	BRACKET	1		
77	TH100738	BOLT	1		M6 X 12
78	12M7133	LOCK WASHER	1		6.100 MM (0.240")
81	AT203648	FITTING	1		
81A	CH11570	O-RING	1		13.800 X 2.400 MM (0.543" X 0.094")

TP59175

-UN-02JUN98

PUMP UNIT



TP59175

VEHICLE MAIN HYDRAULIC SYSTEM

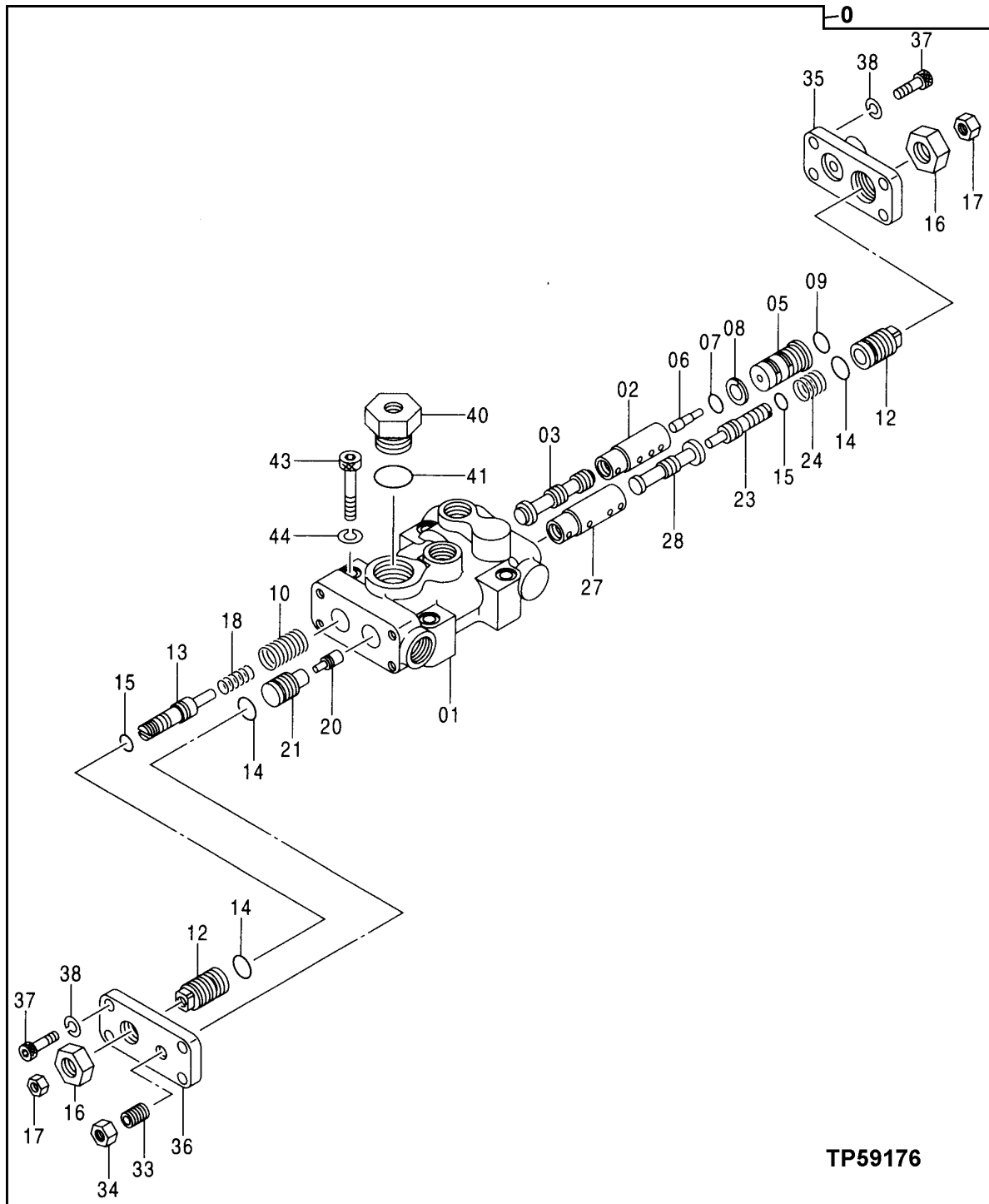
PUMP UNIT

KEY	PART NO.	PART NAME	QTY	SERIAL NO.	REMARKS
1	AT250259	HYDRAULIC PUMP	2		
2	HOUSING	1		
3	AT250202	GASKET	1		
4	AT219590	SHAFT	1		
6	TH111233	ROLLER BEARING	1		
7	JD37194	BEARING CONE	1		(SUB AT219694)
8	TH111140	SPACER	1		
9	TH111236	NUT	1		M65
12	AT203603	PISTON	7		
14	TH111111	ROTOR	1		
16	AT219647	SHAFT	1		
19	TH111266	COMPRESSION SPRING	1		
21	T107766	PIN	1		5 X 10 MM (0.197" X 0.394")
23	TH111141	COVER	1		
24	TH111235	O-RING	1		149.300 X 3.100 MM (5.878" X 0.122")
25	40M7194	SNAP RING	1		
26	TH112094	SEAL	1		
28	AT250274	VALVE	1		
31	TH111194	LINK	1		
32	TH109873	LEVER	2		
34	TH109874	DOWEL PIN	2		
35	TH109875	DOWEL PIN	2		6 X 9.500 MM (0.236" X 0.374")
36	TH109878	DOWEL PIN	1		
37	TH109876	DOWEL PIN	1		6 X 44 MM (0.236" X 1.732")
38	CH17951	RING	6		
39	AT219580	CYLINDER HEAD	1		
41	TH111151	PISTON	1		
42	TH111254	PIN	1		
43	TH109881	SET SCREW	1		M10 X 12
46	34M7061	SPRING PIN	2		8 X 20 MM (0.315" X 0.787")
48	CH11560	PACKING	10		
49	19M8341	SCREW	8		M12 X 45
50	12M6138	LOCK WASHER	8		12.200 MM (0.480")
51	AT203649	FITTING	1		
51A	M800650	PACKING	1		
52	AT219696	VALVE COVER	1		
53	AT215931	O-RING	1		27.700 X 3.500 MM (1.091" X 0.138")
59	AT219672	O-RING	1		
60	AT219697	VALVE COVER	1		
63	19M8446	SCREW	8		M8 X 20
64	TH101835	SPRING WASHER	8		8.200 MM (0.323")
66	AT250258	REGULATOR	1		
69	AT213922	O-RING	1		54.400 X 3.100 MM (2.142" X 0.122")
70	34M3845	SPRING PIN	2		4 X 10 MM (0.157" X 0.394")
76	37H99	SCREW	2		2.540 X 6.350 MM (0.100" X 1/4")
82	AT203648	FITTING	1		
82A	CH11570	O-RING	1		13.800 X 2.400 MM (0.543" X 0.094")
83	AT175981	SENSOR	1		
83A	TH102560	O-RING	1		15.800 X 2.400 MM (0.622" X 0.094")

PUMP REGULATOR

TP59176

-UN-16JUN98



TP59176

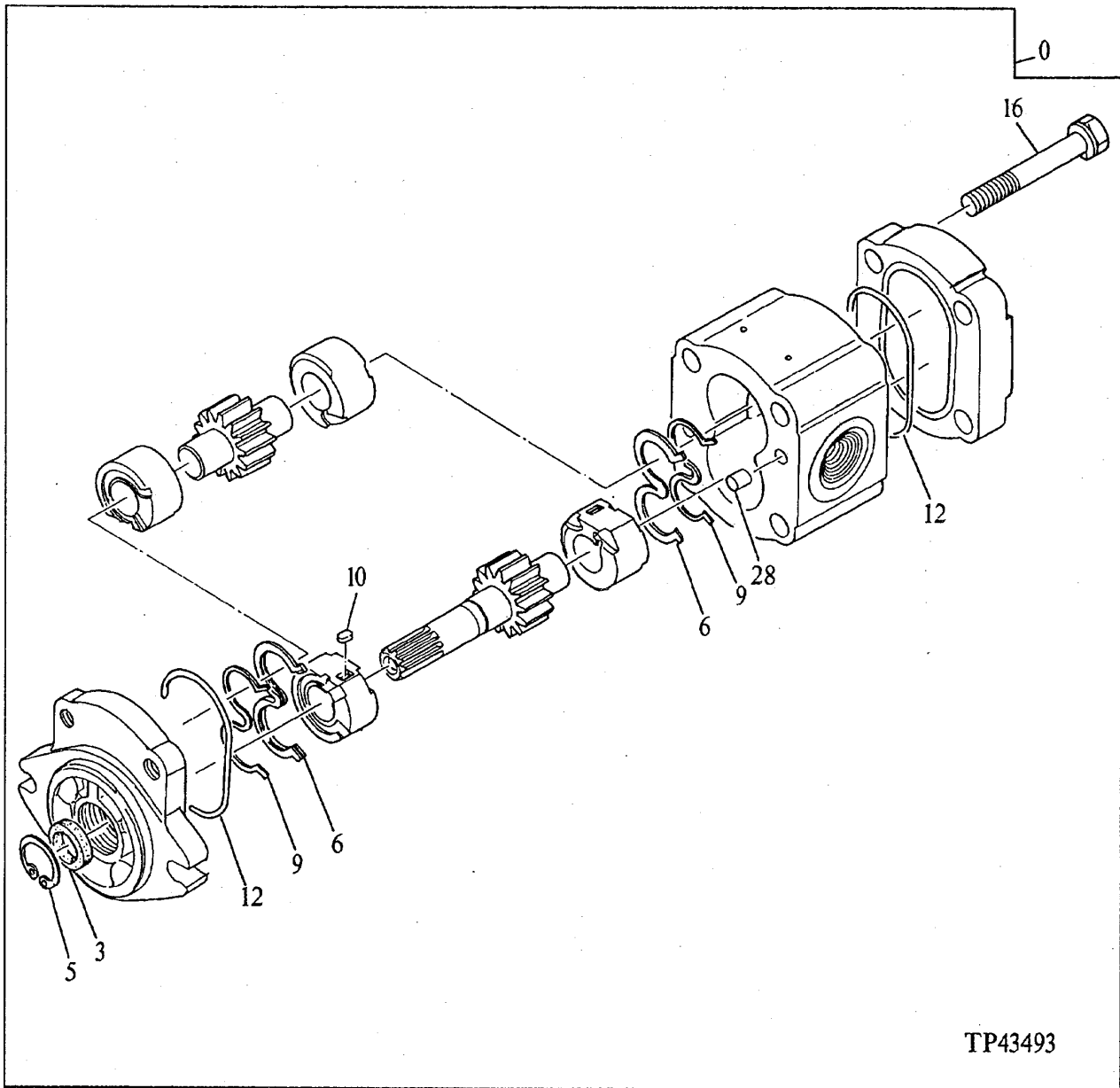
VEHICLE MAIN HYDRAULIC SYSTEM

PUMP REGULATOR

KEY	PART NO.	PART NAME	QTY	SERIAL NO.	REMARKS
0	AT250258	REGULATOR	1		
1	HOUSING	1		
2	TH109892	SLEEVE	1		
3	TH109893	SPOOL	1		
5	AT214037	CYLINDER	1		
6	AT214044	PISTON	1		
7	TH102560	O-RING	1		15.800 X 2.400 MM (0.622" X 0.094")
8	TH102562	BACK-UP RING	1		
9	CH11560	PACKING	1		
10	AT250101	SPRING	1		
12	TH109898	STOP	2		
13	AT214045	STOP	1		
14	AT213892	O-RING	3		15.800 X 2.400 MM (0.622" X 0.094")
15	AT213891	O-RING	2		8.800 X 1.900 MM (0.346" X 0.075")
16	TH102567	NUT	2		M20
17	14M7273	NUT	2		M8
18	AT213952	COMPRESSION SPRING	1		
20	TH109911	PISTON	1		
21	TH109910	CYLINDER	1		
23	AT213917	STOP	1		
24	AT250058	SPRING	1		
27	AT213913	SLEEVE	1		
28	AT213912	VALVE SPOOL	1		
33	AT201005	SET SCREW	1		M10 X 25
34	14M7274	NUT	1		M10
35	AT219695	VALVE COVER	1		
36	TH109913	COVER	1		
37	19M8446	SCREW	8		M8 X 20
38	TH101835	SPRING WASHER	8		8.200 MM (0.323")
40	TH109914	FITTING PLUG	1		
41	AT213893	O-RING	1		28.700 X 3.500 MM (1.130" X 0.138")
43	19M8339	SCREW	4		M10 X 55
44	12M7135	LOCK WASHER	4		10.200 MM (0.402")

TP43493 -UN-01JAN94

GEAR PUMP



TP43493

VEHICLE MAIN HYDRAULIC SYSTEM

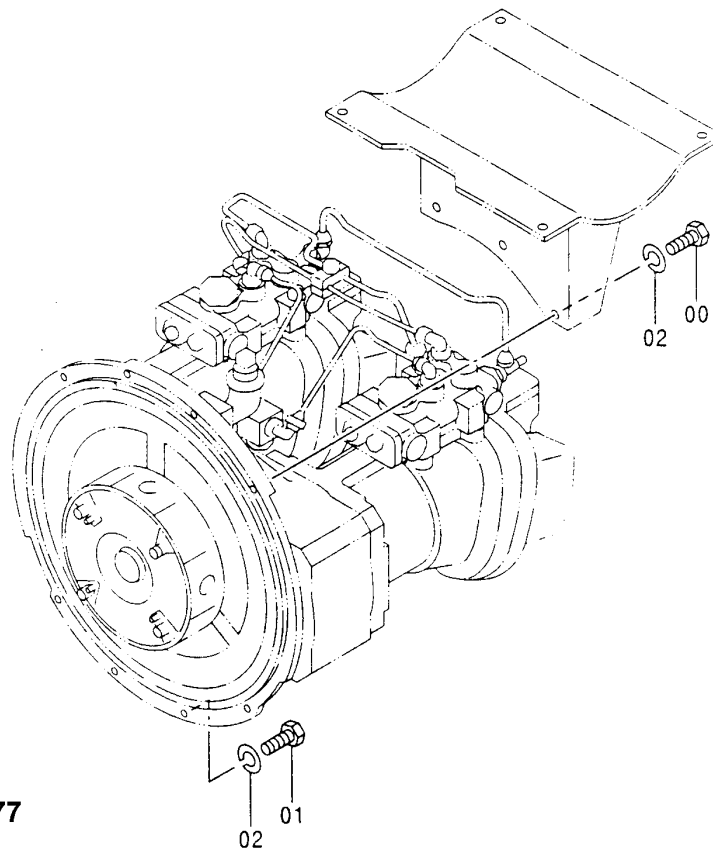
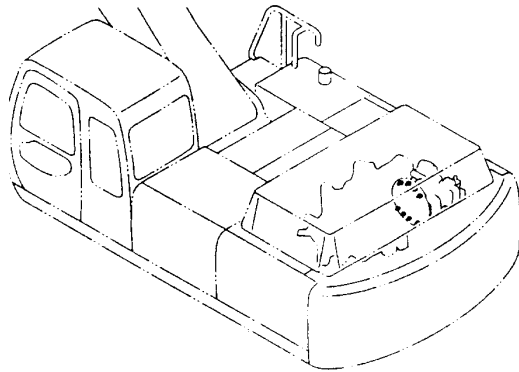
GEAR PUMP

KEY	PART NO.	PART NAME	QTY	SERIAL NO.	REMARKS
0	TH109457	PUMP	1		
3	AT153880	SEAL	1	(K) (SUB FOR TH109917)	
5	40M1855	SNAP RING	1	(K)	
6	SEAL	2	(K) (TH109918 NOT AVAILABLE FOR SERVICE - SUB AT153885 KIT)	
9	BACK-UP RING	2	(K) (TH109920 NOT AVAILABLE FOR SERVICE - SUB AT153885 KIT)	
10	TH109921	KEY	2		
12	O-RING	2	(K) (TH109922 NO LONGER AVAILABLE)	
16	19M8093	CAP SCREW	4	M10 X 100	
	TH105196	WASHER	4	10.500 X 18 X 2 MM (0.413" X 0.709" X 0.079")	
28	TH109925	DOWEL PIN	2		

(K) KIT AT153885

TP59077 -UN-21APR98

PUMP SUPPORT



TP59077

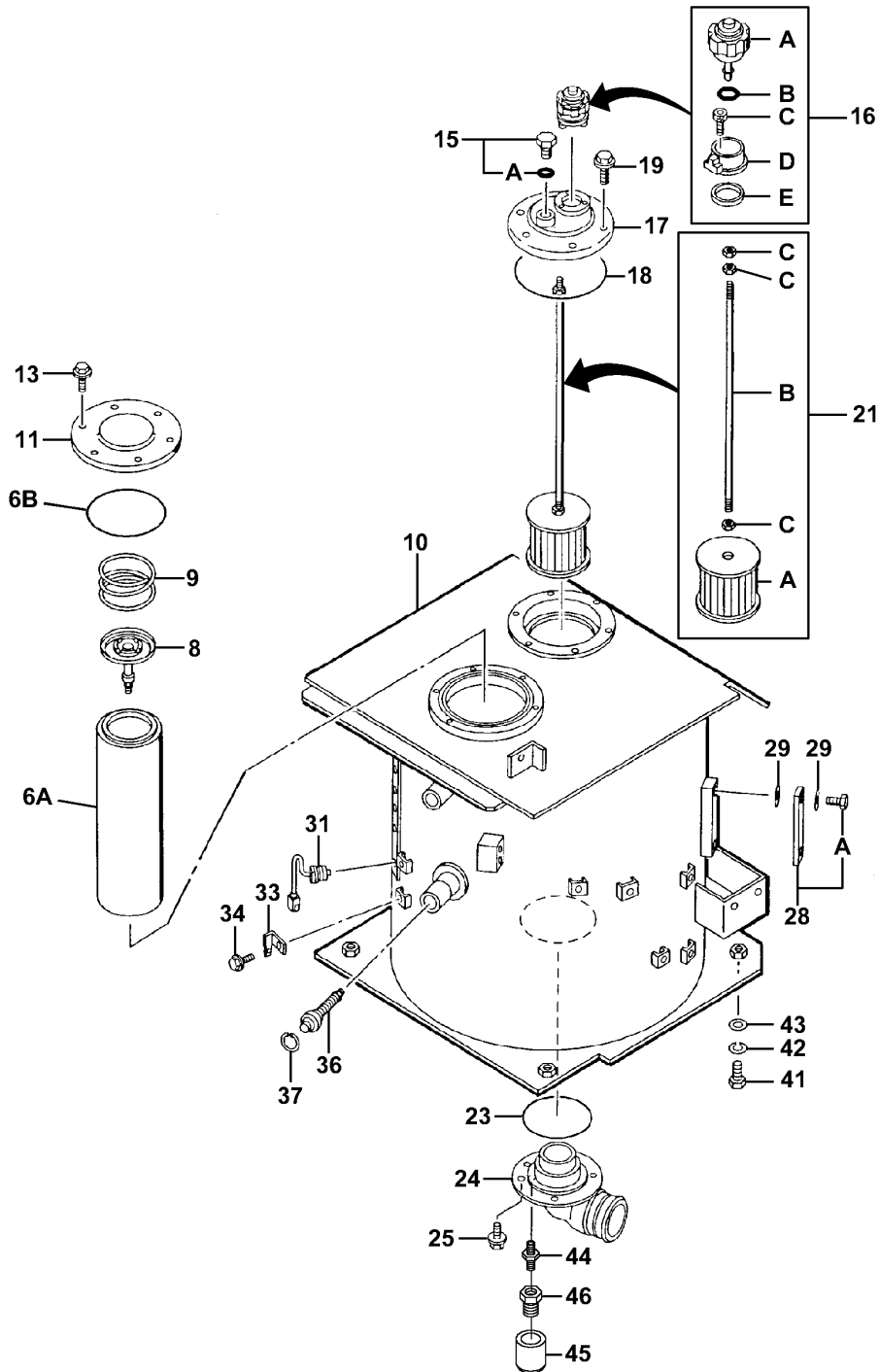
VEHICLE MAIN HYDRAULIC SYSTEM

PUMP SUPPORT

KEY	PART NO.	PART NAME	QTY	SERIAL NO.	REMARKS
0	19H3219	CAP SCREW	3		9.525 X 34.925 MM (3/8" X 1-3/8")
1	19H3483	CAP SCREW	5		9.525 X 28.575 MM (3/8" X 1-1/8")
2	12H304	LOCK WASHER	8		9.525 MM (3/8")

TP61547 -UN-26OCT99

OIL TANK



TP61547

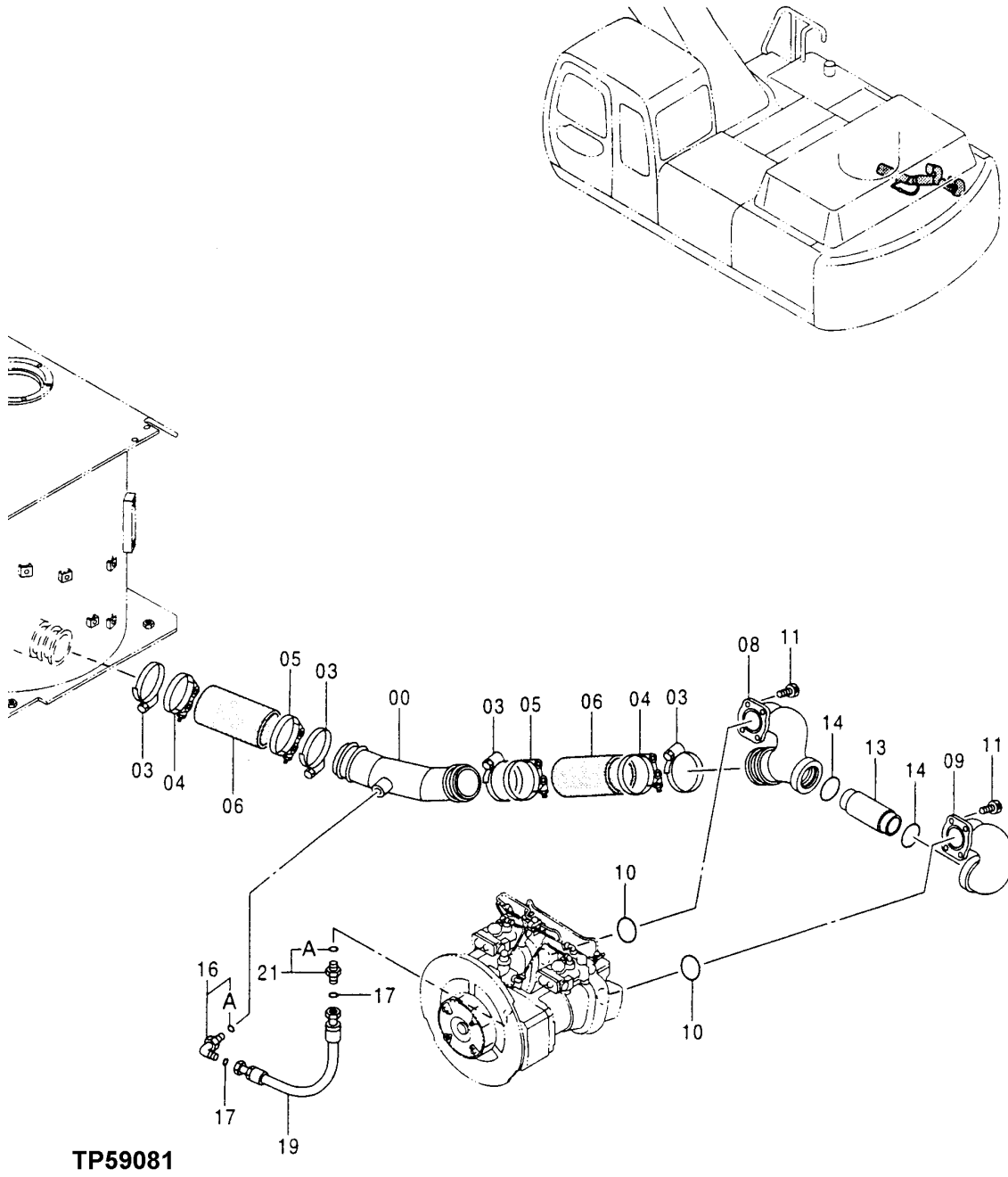
VEHICLE MAIN HYDRAULIC SYSTEM

OIL TANK

KEY	PART NO.	PART NAME	QTY	SERIAL NO.	REMARKS
6	FILTER ELEMENT	1		
6A	AT147343	FILTER ELEMENT	1		
6B	T110444	O-RING	1		
8	TH109511	VALVE	1		
9	TH109512	LEAF SPRING	1		
10	AT250157	HYDRAULIC RESERVOIR	1		
11	TH111304	COVER	1		
13	19M3142	CAP SCREW	6	M10 X 18	
	12M7066	LOCK WASHER	6	10.200 MM (0.402")	
15	TH109514	FITTING PLUG	1		
15A	U46489	O-RING	1	17.800 X 2.400 MM (0.701" X 0.094")	
16	BREATHER	1		
16A	AT167080	CAP	1		
16B	TH111019	O-RING	1	31.700 X 3.500 MM (1.248" X 0.138")	
16C	19M8146	SCREW	3	M5 X 16	
16D	TH111021	BASE	1		
16E	TH111022	PACKING	1		
17	AT215118	COVER	1		
18	TH100679	O-RING	1	159.300 X 5.700 MM (6.272" X 0.224")	
19	19M8761	SCREW	6	M10 X 22	
	12M7067	LOCK WASHER	6	12.200 MM (0.480")	
21	CAP	1		
21A	TH110133	STRAINER	1		
21B	AT250142	STUD	1		
21C	14M7274	NUT	3	M10	
23	TH100679	O-RING	1	159.300 X 5.700 MM (6.272" X 0.224")	
24	AT200963	PIPE	1		
25	19M7662	CAP SCREW	6	M10 X 30	
	12M7066	LOCK WASHER	6	10.200 MM (0.402")	
26	TH100434	FITTING PLUG	1	(NOT ILLUSTRATED)	
28	TH108293	LEVEL GAUGE	1		
28A	TH101894	FITTING	2		
29	TH100675	WASHER	4		
31	AT154937	SWITCH	1		
33	AT154243	BRACKET	1		
34	19M8324	CAP SCREW	1	M10 X 16	
	12M7067	LOCK WASHER	1	12.200 MM (0.480")	
36	AT250440	VALVE	1		
37	40M7225	SNAP RING	1		
41	AT250281	SCREW	4		
42	AT250277	LOCK WASHER	4		
43	24M7353	WASHER	4	20 X 34 X 3 MM (0.787" X 1.339" X 0.118")	
44	T116057	FITTING	1		
45	15H582	FITTING	1	3/4"	
46	15H607	PIPE BUSHING	1	1/4"	

TP59081 -UN-21APR98

SUCTION PIPINGS



VEHICLE MAIN HYDRAULIC SYSTEM

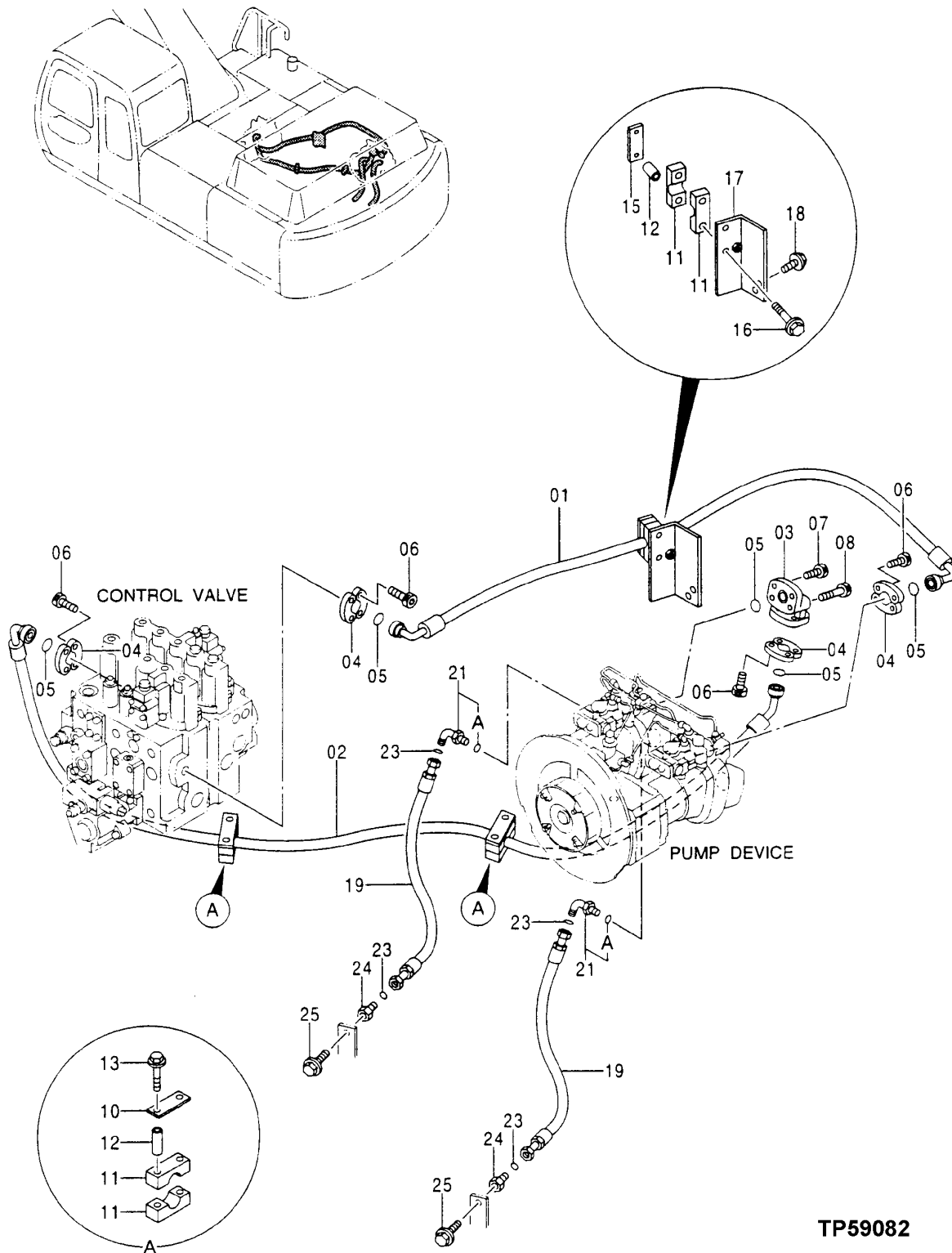
SUCTION PIPINGS

KEY	PART NO.	PART NAME	QTY	SERIAL NO.	REMARKS
0	AT250235	PIPE	1		
3	TY22476	CLAMP	4		
4	RE28140	CLAMP	2		
5	AT215499	CLAMP	2		
6	AT201230	HOSE	2		
8	AT200956	MANIFOLD	1		
9	AT200962	MANIFOLD	1		
10	TH105684	O-RING	2	74.400 X 3.100 MM (2.929" X 0.122")	
11	AT214412	BOLT	8		
13	TH111168	OIL LINE	1		
14	T111314	O-RING	2	74.600 X 5.700 MM (2.937" X 0.224")	
16	TH109540	ELBOW FITTING	1		
16A	TH100055	O-RING	1	23.700 X 3.500 MM (0.933" X 0.138")	
17	T77858	O-RING	2	18.771 X 1.778 MM (0.739" X 0.070")	
19	AT107220	HYDRAULIC HOSE - FABRICATE	1	1-3/16" X 774 MM (30-1/2") X 1-3/16"	
21	AT107392	ADAPTER	1		
21A	TH100055	O-RING	1	23.700 X 3.500 MM (0.933" X 0.138")	

TP59082

-UN-21APR98

DELIVERY PIPINGS



TP59082

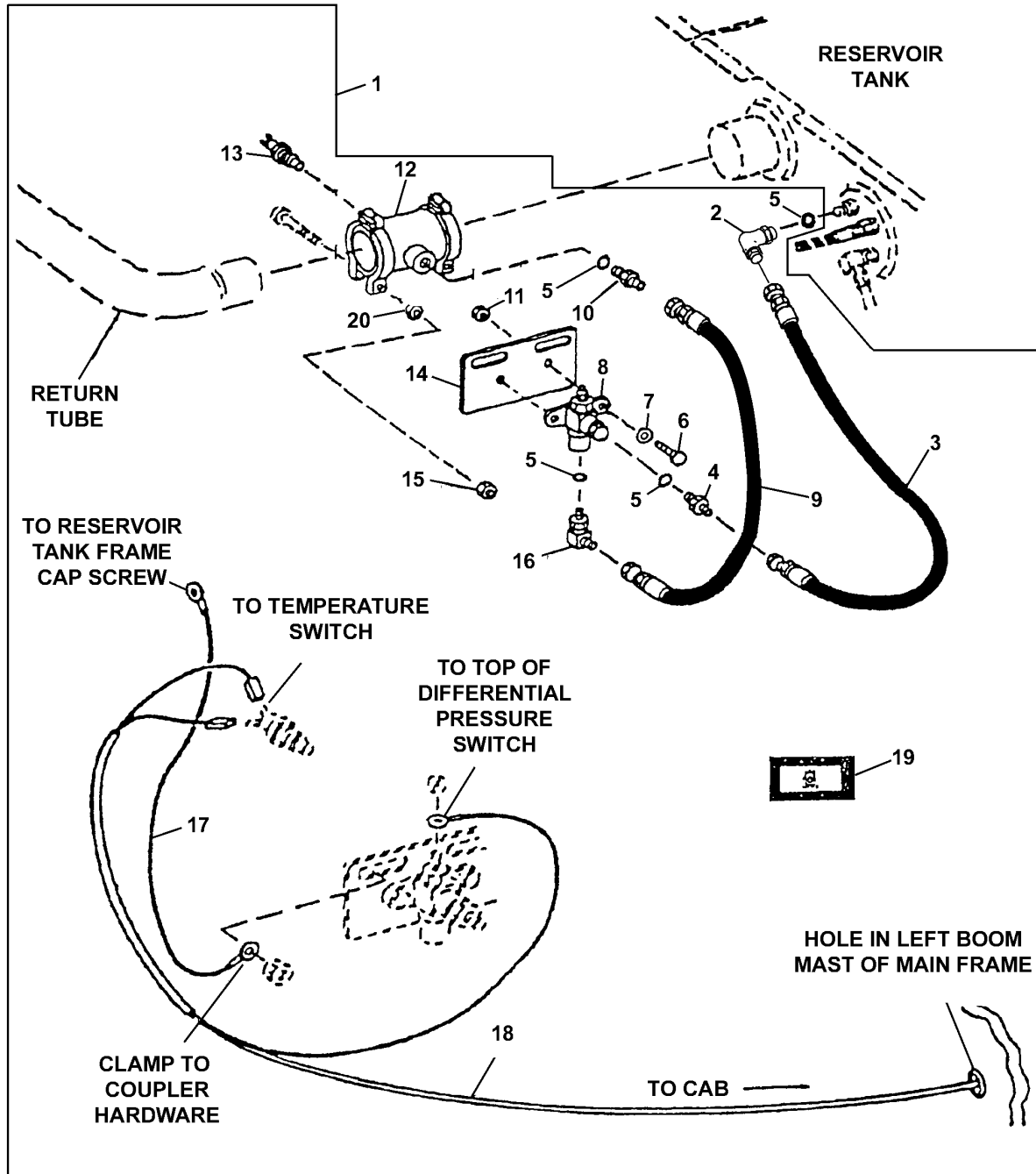
VEHICLE MAIN HYDRAULIC SYSTEM

DELIVERY PIPINGS

KEY	PART NO.	PART NAME	QTY	SERIAL NO.	REMARKS
1	AT250123	HYDRAULIC HOSE	1		
2	AT250149	HYDRAULIC HOSE	1		
3	AT200964	MANIFOLD	1		
4	TH101960	FLANGE FITTING	8		
5	T78313	O-RING	5		32.918 X 3.531 MM (1.296" X 0.139")
6	AT214413	BOLT	16		
7	AT250279	SCREW	2		
8	AT250280	SCREW	2		
10	TH109533	PLATE	2		
11	AT201202	CLAMP	6		
12	AT201274	BUSHING	6		
13	19M8183	CAP SCREW	4		M10 X 90
	12M7066	LOCK WASHER	4		10.200 MM (0.402")
15	AT200994	STRAP	1		
16	19M8183	CAP SCREW	2		M10 X 90
	12M7066	LOCK WASHER	2		10.200 MM (0.402")
17	AT250236	BRACKET	1		
18	19M8761	SCREW	2		M10 X 22
	12M7067	LOCK WASHER	2		12.200 MM (0.480")
19	AT131297	HYDRAULIC HOSE - FABRICATE	2		1-3/16" X 850 MM (33-1/2") X 1-3/16"
21	TH109540	ELBOW FITTING	2		
21A	TH100055	O-RING	1		23.700 X 3.500 MM (0.933" X 0.138")
23	T77858	O-RING	4		18.771 X 1.778 MM (0.739" X 0.070")
24	TH109541	FITTING PLUG	2		
25	19M7403	CAP SCREW	2		M12 X 35
	12H301	LOCK WASHER	2		12.700 MM (1/2")

HYDRAULIC FILTER RESTRICTION INDICATOR

TP61551 -UN-25OCT99



TP61551

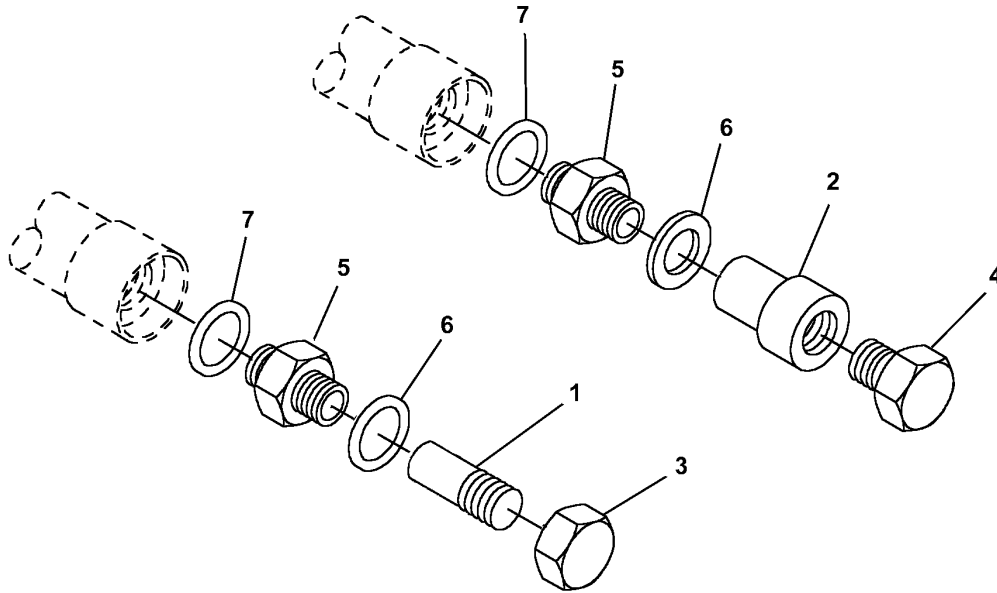
VEHICLE MAIN HYDRAULIC SYSTEM

HYDRAULIC FILTER RESTRICTION INDICATOR

KEY	PART NO.	PART NAME	QTY	SERIAL NO.	REMARKS
1	AT157667	KIT	1		(ALSO ORDER AT134347 AND AE24616)
2	AE45056	TEE FITTING	1		
3	AH97777	HYDRAULIC HOSE	1		7/16" X 407 MM (16") X 7/16"
4	H75414	ADAPTER	1		
5	T70177	O-RING	3		11.887 X 1.981 MM (0.468" X 5/64")
6	19H1919	CAP SCREW	2		6.350 X 15.875 MM (1/4" X 5/8")
7	24H1286	WASHER	2		7.137 X 12.700 X 1.600 MM (9/32" X 1/2" X 1/16")
8	AT131436	PRESSURE SWITCH	1		
9	AT38628	HYDRAULIC HOSE - FABRICATE	1		9/16" X 381 MM (15") X 9/16"
10	R27212	FITTING	1		
11	14H786	NUT	2		1/4"
12	AT134347	COUPLING	1		
13	AT131437	SWITCH	1		"NOT USED ON HYEX EXCAVATOR"
14	T138910	BRACKET	1		
15	14M7274	NUT	2		M10
16	AT35121	ELBOW FITTING	1		
17	AR76140	WIRING LEAD	1		
18	AT157668	WIRING HARNESS	1		
19	T153187	LABEL	1		(AMBER) (SUB FOR T143272 CLEAR LABEL)
20	24M7036	WASHER	4		9 X 16 X 1.600 MM
21	R44302	TIE BAND	7		(NOT ILLUSTRATED)
22	AE24616	ELBOW FITTING	1		(NOT ILLUSTRATED)

TP61548 -UN-22OCT99

HYDRAULIC QUICK COUPLERS

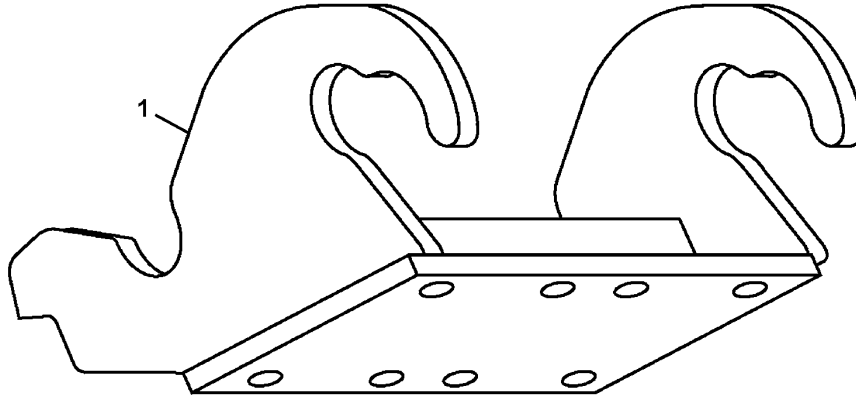


KEY	TP61548 PART NO.	PART NAME	QTY	SERIAL NO.	REMARKS
1	AT186124	QUICK COUPLER	1		MALE, 1-1/4"
2	AT186126	QUICK COUPLER	1		FEMALE, 1-1/4"
3	AT186128	CAP	1		
4	AT186129	PLUG	1		
5	38H1165	ADAPTER	2		
6	U13639	O-RING	2		
7	T78612	O-RING	2		
8	T167161	SPACER	2		
9	19M7414	CAP SCREW	2		M12 X 90
..	AT189411	SEAL KIT	1		MALE HALF 1-1/4"
..	AT189412	SEAL KIT	1		FEMALE HALF 1-1/4"

ORDER REPAIR AND REPLACEMENT PARTS FROM SECTION 3301 USING JOHN DEERE CAGE CODE 1J955.

TP66752 -UN-21OCT99

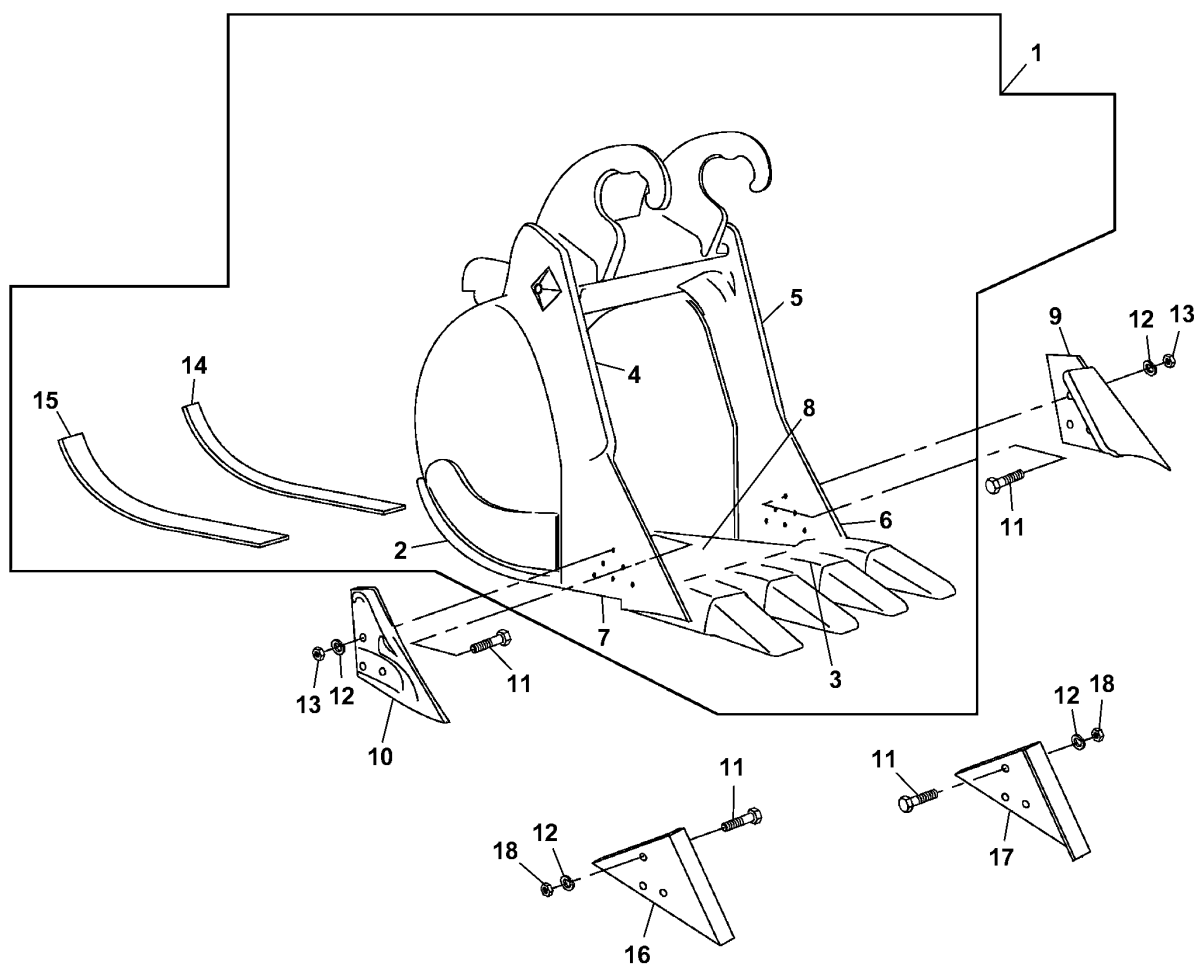
BRACKET, HAMMER



KEY	TP66752 PART NO.	PART NAME	QTY	SERIAL NO.	REMARKS
1	AT188615	BRACKET	1	MALE, 1-1/4"	

**BUCKET
(42 INCH ROCK BUCKET)
(ALSO ORDER BUCKET TOOTH ASSEMBLIES)**

TP61555 -UN-21OCT99



TP61555

**BUCKET
(42 INCH ROCK BUCKET)
(ALSO ORDER BUCKET TOOTH ASSEMBLIES)**

KEY	PART NO.	PART NAME	QTY	SERIAL NO.	REMARKS
1	AT188614	EXCAVATOR BUCKET	1		(42 INCH - 1.88 CUBIC YARDS, ROCK BUCKET) (AVAILABLE TOOTH ASSEMBLIES ON SEPARATE PAGE) CENTRAL FABRICATORS PART NO. C909213-623133
2	304578	PLATE	2		(F) (RIGHT AND LEFT SIDE)
3	AT131090	CUTTING EDGE	1		(CUT TO LENGTH)
4	300642	VERTICAL CUTTER	1		(F) (UPPER RIGHT SIDE CUTTER)
5	300643	VERTICAL CUTTER	1		(F) (UPPER LEFT SIDE CUTTER)
6	304568	VERTICAL CUTTER	1		(F) (LEFT SIDE CUTTER INSERT)
7	304567	VERTICAL CUTTER	1		(F) (RIGHT SIDE CUTTER INSERT)
8	600363	MOLDBOARD	1		(F) (42 INCH)
9	CUTTING EDGE	1		(K)
10	CUTTING EDGE	1		(K)
11	09H1771	BOLT	6		(K) 7/8" X 3", (K2)
12	12H245	LOCK WASHER	6		(K) 7/8", (K2)
13	14H1077	NUT	6		(K) 7/8"
14	300645	BAR	2		(F) (INNER WEAR)
15	307451	BAR	2		(F) (OUTER WEAR)
16	SHROUD	1		(WEAR SHROUD) (K2)
17	SHROUD	1		(WEAR SHROUD) (K2)
18	14H1044	NUT	6		22.225 MM (7/8") (K2)

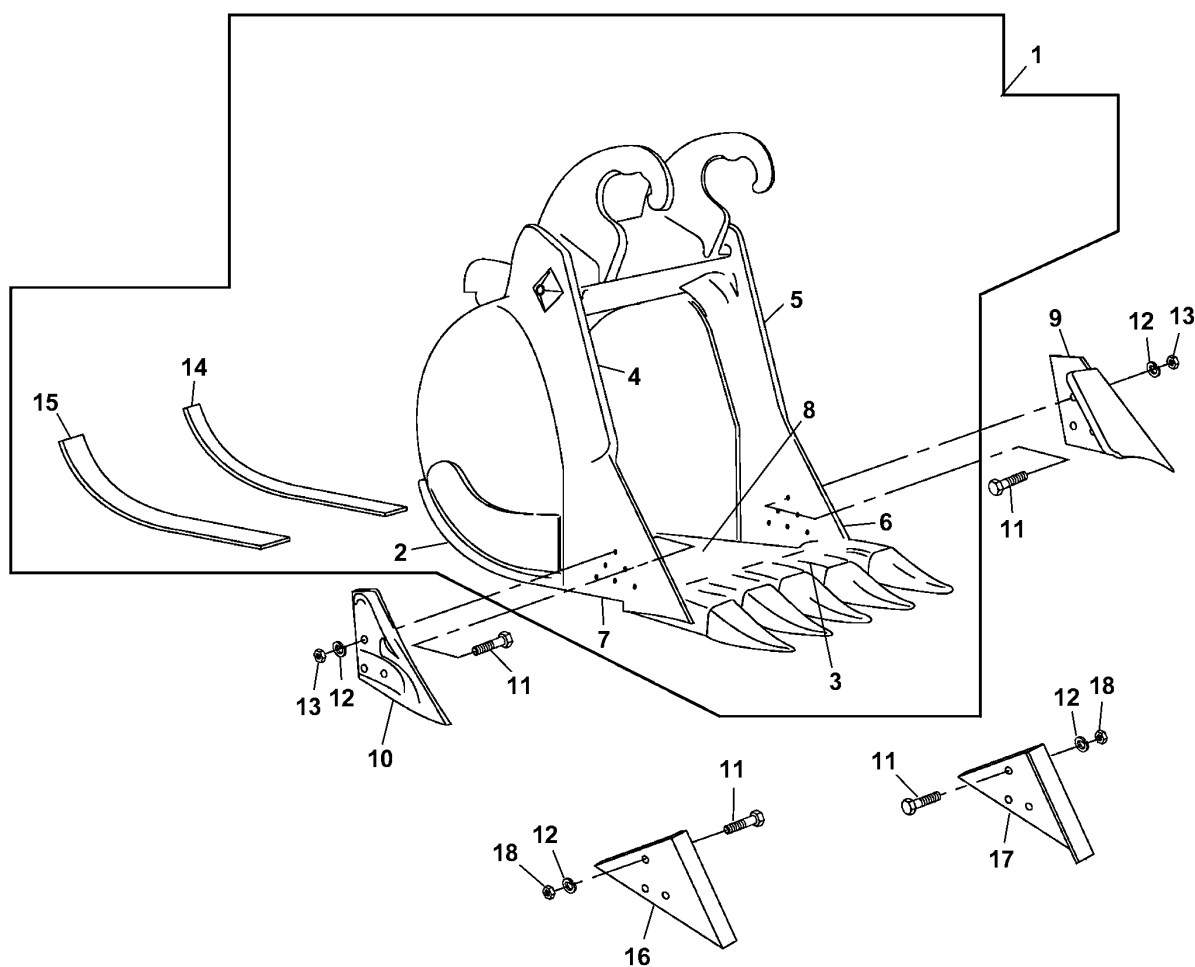
(K) AT131085

(K2) AT167876

(F) CENTRAL FABRICATORS' PARTS. JOHN DEERE DEALER ORDER DIRECTLY FROM CENTRAL FABRICATORS.

**BUCKET
(48 INCH HEAVY DUTY)
(ALSO ORDER BUCKET TOOTH ASSEMBLIES)**

TP61556 -UN-21OCT99



TP61556

**BUCKET
(48 INCH HEAVY DUTY)
(ALSO ORDER BUCKET TOOTH ASSEMBLIES)**

KEY	PART NO.	PART NAME	QTY	SERIAL NO.	REMARKS
1	AT188609	EXCAVATOR BUCKET	1		(48 INCH - 2.00 CUBIC YARD, HEAVY DUTY) (AVAILABLE TOOTH ASSEMBLIES ON SEPARATE PAGE) CENTRAL FABRICATORS PART NO. C909344-623311
2	307047	PLATE	2		(F) (RIGHT AND LEFT SIDE)
3	AT131090	CUTTING EDGE	1		
4	300483	VERTICAL CUTTER	1		(F) (UPPER RIGHT SIDE CUTTER)
5	300484	VERTICAL CUTTER	1		(F) (UPPER LEFT SIDE CUTTER)
6	300482	VERTICAL CUTTER	1		(F) (LEFT SIDE CUTTER INSERT)
7	300481	VERTICAL CUTTER	1		(F) (RIGHT SIDE CUTTER INSERT)
	304567	VERTICAL CUTTER	1		(F) (RIGHT SIDE CUTTER INSERT)
8	600292	MOLDBOARD	1		(F) (48 INCH)
9	CUTTING EDGE	1		(K) (SUB AT131080)
10	CUTTING EDGE	1		(K) (SUB AT131080)
11	09H1770	BOLT	6		(K) 7/8" X 2-1/2", (K2)
12	12H245	LOCK WASHER	6		(K) 7/8", (K2)
13	14H1077	NUT	6		(K) 7/8"
14	300479	BAR	2		(F) (INNER WEAR)
15	307048	BAR	2		(F) (OUTER WEAR)
16	SHROUD	1		(WEAR SHROUD) (SUB AT167874) (K2)
17	SHROUD	1		(WEAR SHROUD) (SUB AT167874) (K2)
18	14H1044	NUT	6		22.225 MM (7/8") (K2)

(K) AT131080

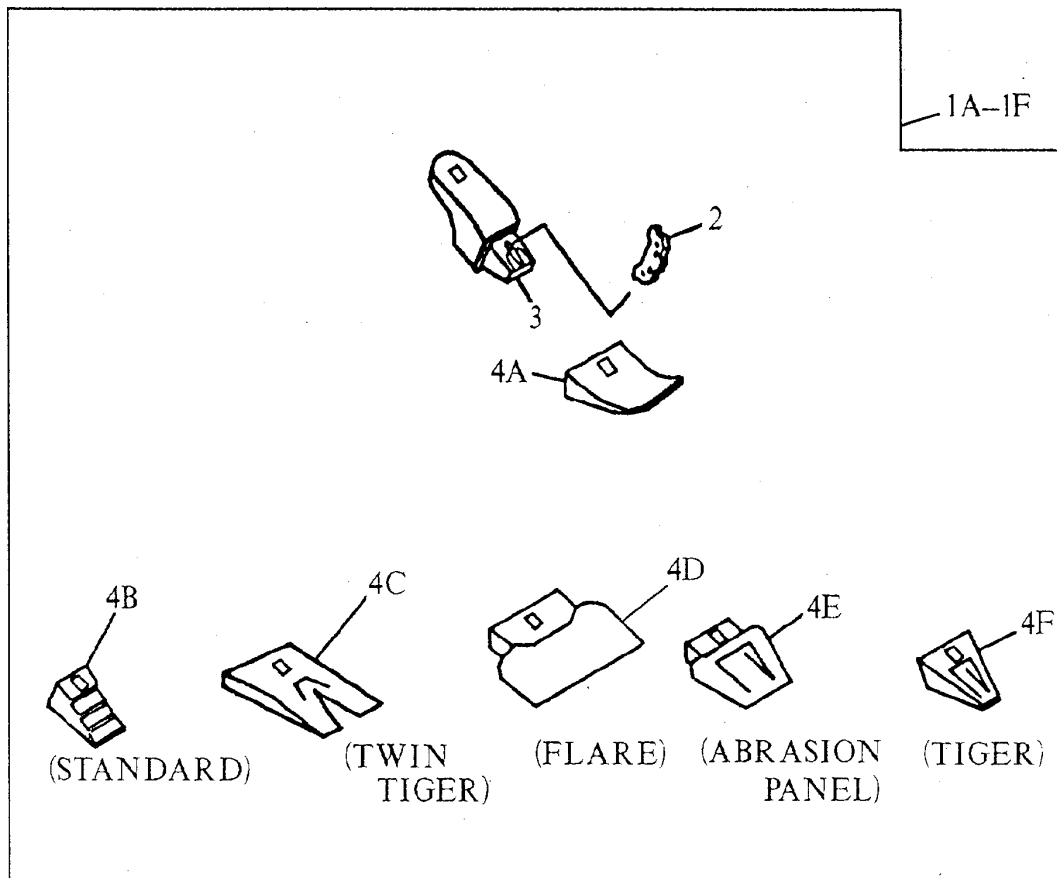
(K2) AT167874

(F) CENTRAL FABRICATORS' PARTS. JOHN DEERE DEALER ORDER DIRECTLY FROM CENTRAL FABRICATORS.

GENERAL PURPOSE BUCKET TOOTH ASSEMBLY
(30, 36, 42, 48, 54 AND 60 INCH BUCKET)

TP43729

-UN-01JAN94



ORDER 4 SETS WITH EACH 30 INCH BUCKET

ORDER 4 SETS WITH EACH 36 INCH BUCKET

ORDER 5 SETS WITH EACH 42 INCH BUCKET

ORDER 6 SETS WITH EACH 48 INCH BUCKET

ORDER 7 SETS WITH EACH 54 INCH BUCKET

TP43729

ORDER 7 SETS WITH EACH 60 INCH BUCKET

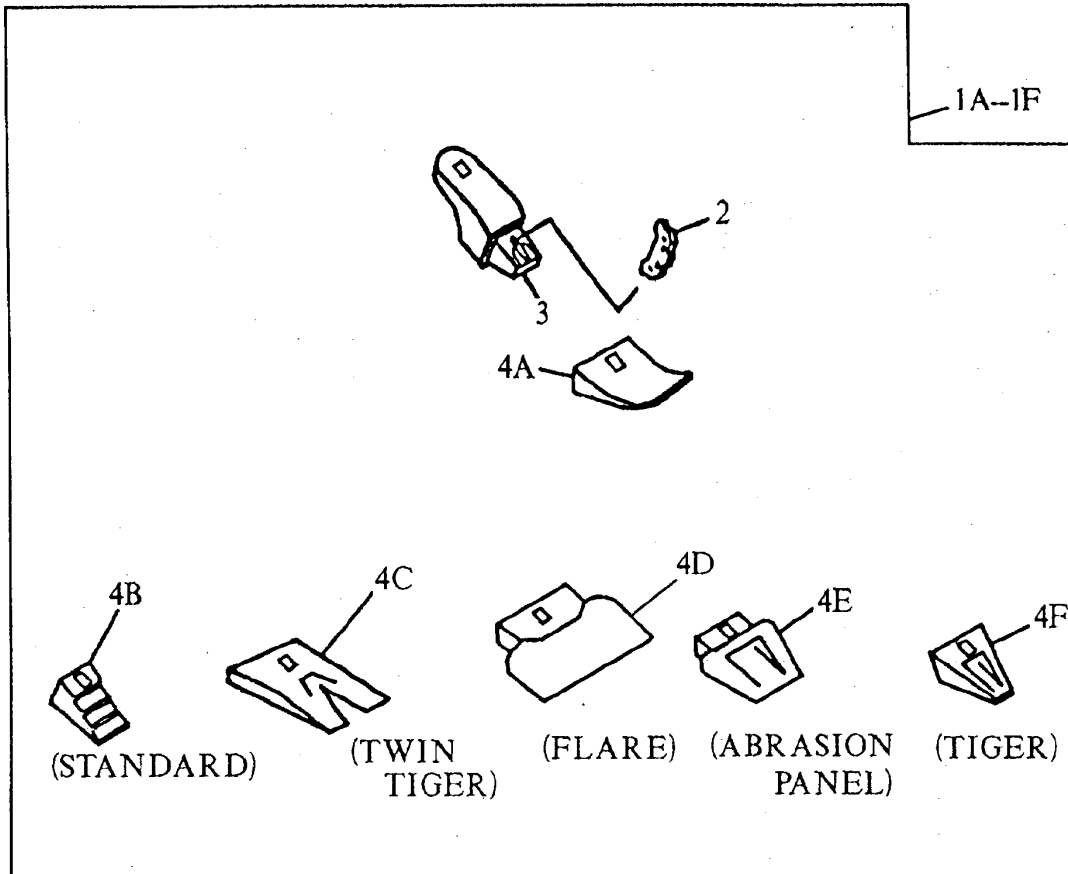
GENERAL PURPOSE BUCKET TOOTH ASSEMBLY
(30, 36, 42, 48, 54 AND 60 INCH BUCKET)

KEY	PART NO.	PART NAME	QTY	SERIAL NO.	REMARKS
1A	AT163548	TOOTH	1		(FANGGS 400 TOOTH ASSEMBLY)
	AT178530	TOOTH	1		(FANGGS 330 TOOTH ASSEMBLY)
1B	AT163549	TOOTH	1		(STANDARD 400 TOOTH ASSEMBLY)
	AT178532	TOOTH	1		(STANDARD 330 TOOTH ASSEMBLY)
1C	AT163553	TOOTH	1		(TWIN TIGER 400 TOOTH ASSEMBLY)
	AT178536	TOOTH	1		(TWIN TIGER 330 TOOTH ASSEMBLY)
1D	AT163552	TOOTH	1		(FLARE)
1E	AT163551	TOOTH	1		(ABRASION PANEL)
1F	AT163550	TOOTH	1		(TIGER 400 TOOTH ASSEMBLY)
	AT178534	TOOTH	1		(TIGER 330 TOOTH ASSEMBLY)
1G	AT163554	TOOTH	1		(ESCO STANDARD) (NOT ILLUSTRATED)
1H	AT163557	TOOTH	1		(ESCO TWIN TIGER) (NOT ILLUSTRATED)
1I	AT163556	TOOTH	1		(ESCO FLARE) (NOT ILLUSTRATED)
1J	AT163555	TOOTH	1		(ESCO TIGER) (NOT ILLUSTRATED)
1K	AT167192	TOOTH	1		(CATERPILLAR REPLACEMENT FANGGS) (NOT ILLUSTRATED)
1L	AT167193	TOOTH	1		(CATERPILLAR REPLACEMENT STANDARD) (NOT ILLUSTRATED)
1M	AT167195	TOOTH	1		(CATERPILLAR REPLACEMENT TWIN TIGER) (NOT ILLUSTRATED)
1N	AT167194	TOOTH	1		(CATERPILLAR REPLACEMENT TIGER) (NOT ILLUSTRATED)
2	TP400HD	PIN	1		(SUB FOR PTP400HD) (USE WITH 400 TOOTH ASSEMBLY)
	TK330	PIN	1		(USE WITH 330 TOOTH ASSEMBLY)
	EX37VPN	PIN	1		(ESCO) (NOT ILLUSTRATED ON THIS PAGE - SEE ESCO TOOTH PAGE)
3	T9J2358	PIN	1		(CATERPILLAR REPLACEMENT) (NOT ILLUSTRATED)
	T802X400	SHANK	1		(SUB FOR PT802X400) (USE WITH 400 TOOTH ASSEMBLY)
	T158X330	SHANK	1		(USE WITH 330 TOOTH ASSEMBLY)
	EX5856-37V	SHANK	1		(ESCO) (NOT ILLUSTRATED ON THIS PAGE - SEE ESCO TOOTH PAGE)
4A	T3G8354	ADAPTER	1		(CATERPILLAR REPLACEMENT) (NOT ILLUSTRATED)
	TF400	TOOTH	1		(400 FANGGS)
	TF330	TOOTH	1		(330 FANGGS)
4B	TX400	TOOTH	1		(STANDARD 400)
	TX330	TOOTH	1		(STANDARD 330)
4C	TX400WT	TOOTH	1		(TWIN TIGER 400)
	TX330WT	TOOTH	1		(TWIN TIGER 330)
4D	TX400F	TOOTH	1		
4E	TX400AP	TOOTH	1		
4F	TT400	TOOTH	1		(TIGER 400)
	TT330	TOOTH	1		(TIGER 330)
4G	EX37SYL	TOOTH	1		(ESCO STANDARD) (NOT ILLUSTRATED - SEE ESCO TOOTH PAGE) (SUB FOR EX5824-37, ALONG WITH EX37VPL AND EX37VPN)
4H	EX37TVIP	TOOTH	1		(ESCO TWIN TIGER) (NOT ILLUSTRATED - SEE ESCO TOOTH PAGE)
4I	EX37S7F	TOOTH	1		(ESCO FLARE) (NOT ILLUSTRATED - SEE ESCO TOOTH PAGE)
4J	EX37VIP	TOOTH	1		(ESCO TIGER) (NOT ILLUSTRATED - SEE ESCO TOOTH PAGE)
4K	TF1U3352D	TOOTH	1		(CATERPILLAR REPLACEMENT FANGGS) (NOT ILLUSTRATED)
4L	T1U3352	TOOTH	1		(CATERPILLAR REPLACEMENT STANDARD) (NOT ILLUSTRATED)
4M	TX1U3352WT	TOOTH	1		(CATERPILLAR REPLACEMENT TWIN TIGER) (NOT ILLUSTRATED)
4N	TT1U3352	TOOTH	1		(CATERPILLAR REPLACEMENT TIGER) (NOT ILLUSTRATED)
5	T3G9549	RETAINER	1		(CATERPILLAR REPLACEMENT) (NOT ILLUSTRATED)
6	EX37VPL	PLUG	1		(NOT ILLUSTRATED - SEE ESCO TOOTH PAGE)

GENERAL PURPOSE HIGH CAPACITY BUCKET TOOTH ASSEMBLY
(30, 36, 42, 48, 54 AND 60 INCH BUCKET)

TP45271

-UN-01JAN94



ORDER 4 SETS WITH EACH 30 INCH BUCKET

ORDER 4 SETS WITH EACH 36 INCH BUCKET

ORDER 5 SETS WITH EACH 42 INCH BUCKET

ORDER 6 SETS WITH EACH 48 INCH BUCKET

ORDER 6 SETS WITH EACH 54 INCH BUCKET

TP45271

ORDER 7 SETS WITH EACH 60 INCH BUCKET

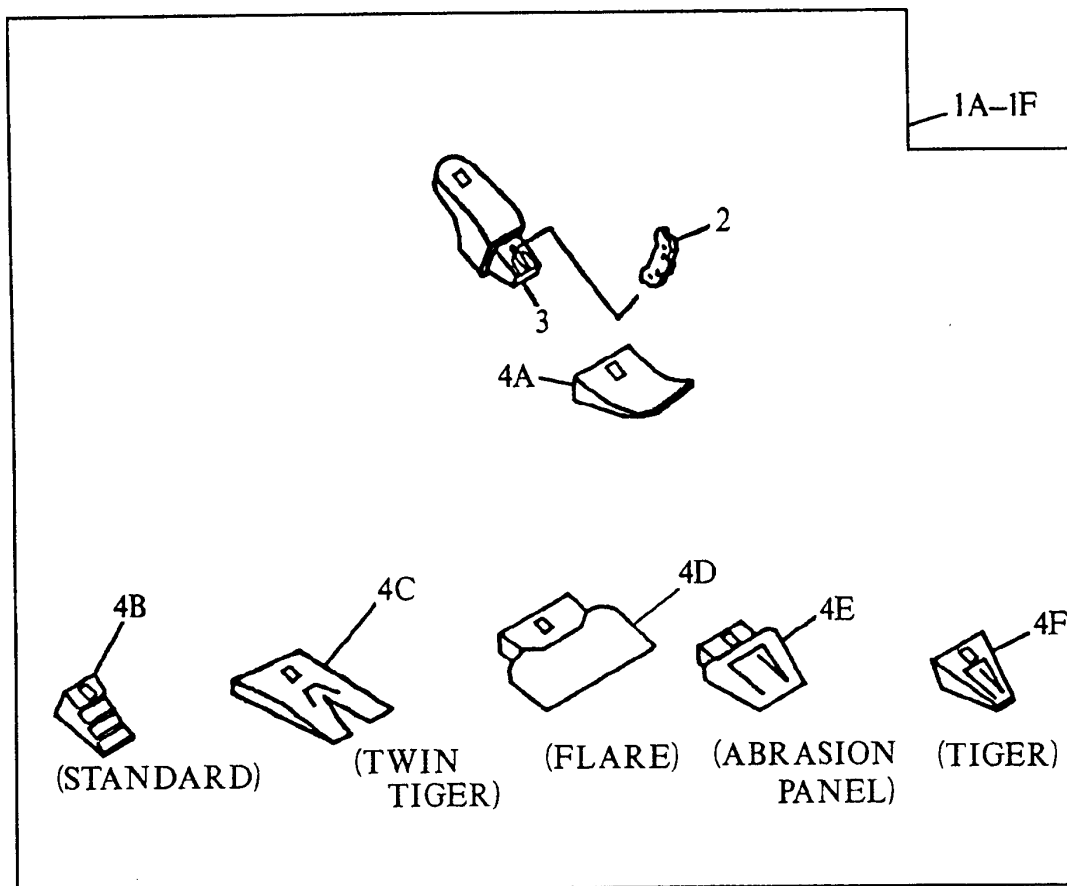
GENERAL PURPOSE HIGH CAPACITY BUCKET TOOTH ASSEMBLY
(30, 36, 42, 48, 54 AND 60 INCH BUCKET)

KEY	PART NO.	PART NAME	QTY	SERIAL NO.	REMARKS
1A	AT163548	TOOTH	1		(FANGGS)
1B	AT163549	TOOTH	1		(STANDARD)
1C	AT163553	TOOTH	1		(TWIN TIGER)
1D	AT163552	TOOTH	1		(FLARE)
1E	AT163551	TOOTH	1		(ABRASION PANEL)
1F	AT163550	TOOTH	1		(TIGER)
1G	AT163554	TOOTH	1		(ESCO STANDARD) (NOT ILLUSTRATED)
1H	AT163557	TOOTH	1		(ESCO TWIN TIGER) (NOT ILLUSTRATED)
1I	AT163556	TOOTH	1		(ESCO FLARE) (NOT ILLUSTRATED)
1J	AT163555	TOOTH	1		(ESCO TIGER) (NOT ILLUSTRATED)
1K	AT167196	TOOTH	1		(CATERPILLAR REPLACEMENT FANGGS) (NOT ILLUSTRATED)
1L	AT167197	TOOTH	1		(CATERPILLAR REPLACEMENT STANDARD) (NOT ILLUSTRATED)
2	TP400HD	PIN	1		(SUB FOR PTP400HD)
	EX37VPN	PIN	1		(ESCO VERTALOK) (NOT ILLUSTRATED - SEE ESCO TOOTH PAGE)
	T1U1458	PIN	1		(CATERPILLAR REPLACEMENT) (NOT ILLUSTRATED)
3	T802X400	SHANK	1		(SUB FOR PT802X400)
	EX5856-37V	SHANK	1		(ESCO VERTALOK) (NOT ILLUSTRATED - SEE ESCO TOOTH PAGE)
	T1U1454	ADAPTER	1		(CATERPILLAR REPLACEMENT) (NOT ILLUSTRATED)
4A	TF400	TOOTH	1		
4B	TX400	TOOTH	1		
4C	TX400WT	TOOTH	1		
4D	TX400F	TOOTH	1		
4E	TX400AP	TOOTH	1		
4F	TT400	TOOTH	1		
4G	EX37SYL	TOOTH	1		(ESCO STANDARD) (NOT ILLUSTRATED - SEE ESCO TOOTH PAGE) (SUB FOR EX5824-37, ALONG WITH EX37VPL AND EX37VPN)
4H	EX37TVIP	TOOTH	1		(ESCO TWIN TIGER) (NOT ILLUSTRATED - SEE ESCO TOOTH PAGE)
4I	EX37S7F	TOOTH	1		(ESCO FLARE) (NOT ILLUSTRATED - SEE ESCO TOOTH PAGE)
4J	EX37VIP	TOOTH	1		(ESCO TIGER) (NOT ILLUSTRATED - SEE ESCO TOOTH PAGE)
4K	TF9W8452D	TOOTH	1		(CATERPILLAR REPLACEMENT FANGGS) (NOT ILLUSTRATED)
4L	T9W8452	TOOTH	1		(CATERPILLAR REPLACEMENT STANDARD) (NOT ILLUSTRATED)
5	T3G9549	RETAINER	1		(CATERPILLAR REPLACEMENT) (NOT ILLUSTRATED)
6	EX37VPL	PLUG	1		(NOT ILLUSTRATED - SEE ESCO TOOTH PAGE)

HEAVY DUTY BUCKET TOOTH ASSEMBLY
(36, 42, 48 OR 54 INCH BUCKET)

TP46055

-UN-22SEP94



- ORDER 3 SETS WITH EACH 24 INCH BUCKET
- ORDER 4 SETS WITH EACH 30 INCH BUCKET
- ORDER 4 SETS WITH EACH 36 INCH BUCKET
- ORDER 5 SETS WITH EACH 42 INCH BUCKET
- ORDER 5 SETS WITH EACH 48 INCH BUCKET
- ORDER 6 SETS WITH EACH 54 INCH BUCKET
- ORDER 7 SETS WITH EACH 60 INCH BUCKET
- ORDER 7 SETS WITH EACH 66 INCH BUCKET
- ORDER 8 SETS WITH EACH 72 INCH BUCKET
- TP46055 ORDER 7 SETS WITH EACH 84 INCH BUCKET

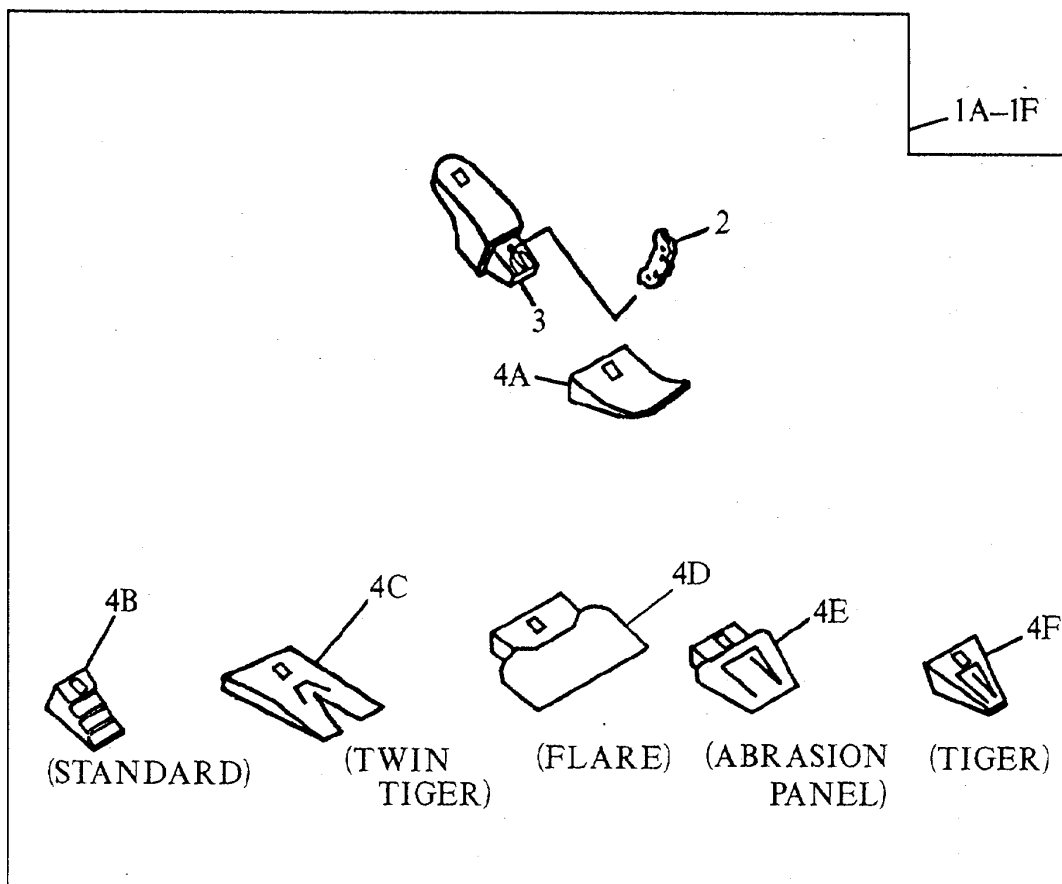
**HEAVY DUTY BUCKET TOOTH ASSEMBLY
(36, 42, 48, OR 54 INCH BUCKET)**

KEY	PART NO.	PART NAME	QTY	SERIAL NO.	REMARKS
1A	AT163548	TOOTH	1		(FANGGS)
1B	AT163549	TOOTH	1		(STANDARD)
1C	AT163553	TOOTH	1		(TWIN TIGER)
1D	AT163552	TOOTH	1		(FLARE)
1E	AT163551	TOOTH	1		(ABRASION PANEL)
1F	AT163550	TOOTH	1		(TIGER)
1G	AT163554	TOOTH	1		(ESCO STANDARD) (NOT ILLUSTRATED)
1H	AT163557	TOOTH	1		(ESCO TWIN TIGER) (NOT ILLUSTRATED)
1I	AT163556	TOOTH	1		(ESCO FLARE) (NOT ILLUSTRATED)
1J	AT163555	TOOTH	1		(ESCO TIGER) (NOT ILLUSTRATED)
1K	AT167196	TOOTH	1		(CATERPILLAR REPLACEMENT FANGGS) (NOT ILLUSTRATED)
1L	AT167197	TOOTH	1		(CATERPILLAR REPLACEMENT STANDARD) (NOT ILLUSTRATED)
2	TP400HD	PIN	1		(SUB FOR PTP400HD)
	EX37VPN	PIN	1		(ESCO VERTALOK) (NOT ILLUSTRATED - SEE ESCO TOOTH PAGE)
	T1U1458	PIN	1		(CATERPILLAR REPLACEMENT) (NOT ILLUSTRATED)
3	T802X400	SHANK	1		(SUB FOR PT802X400)
	EX5856-37V	SHANK	1		(ESCO VERTALOK) (NOT ILLUSTRATED - SEE ESCO TOOTH PAGE)
	T1U1454	ADAPTER	1		(CATERPILLAR REPLACEMENT) (NOT ILLUSTRATED)
4A	TF400	TOOTH	1		
4B	TX400	TOOTH	1		
4C	TX400WT	TOOTH	1		
4D	TX400F	TOOTH	1		
4E	TX400AP	TOOTH	1		
4F	TT400	TOOTH	1		
4G	EX37SYL	TOOTH	1		(ESCO STANDARD) (NOT ILLUSTRATED - SEE ESCO TOOTH PAGE) (SUB FOR EX5824-37, ALONG WITH EX37VPL AND EX37VPN)
4H	EX37TVIP	TOOTH	1		(ESCO TWIN TIGER) (NOT ILLUSTRATED - SEE ESCO TOOTH PAGE)
4I	EX37S7F	TOOTH	1		(ESCO FLARE) (NOT ILLUSTRATED - SEE ESCO TOOTH PAGE)
4J	EX37VIP	TOOTH	1		(ESCO TIGER) (NOT ILLUSTRATED - SEE ESCO TOOTH PAGE)
4K	TF9W8452D	TOOTH	1		(CATERPILLAR REPLACEMENT FANGGS) (NOT ILLUSTRATED)
4L	T9W8452	TOOTH	1		(CATERPILLAR REPLACEMENT STANDARD) (NOT ILLUSTRATED)
5	EX37VPL	PLUG	1		(NOT ILLUSTRATED - SEE ESCO TOOTH PAGE)
	T3G9549	RETAINER	1		(CATERPILLAR REPLACEMENT) (NOT ILLUSTRATED)

HEAVY DUTY HIGH CAPACITY BUCKET TOOTH ASSEMBLY
(30, 36, 42, 48 OR 54 INCH BUCKET)

TP43777

-UN-01JAN94



- ORDER 3 SETS WITH EACH 24 INCH BUCKET
- ORDER 4 SETS WITH EACH 30 INCH BUCKET
- ORDER 4 SETS WITH EACH 36 INCH BUCKET
- ORDER 5 SETS WITH EACH 42 INCH BUCKET
- ORDER 6 SETS WITH EACH 48 INCH BUCKET
- ORDER 6 SETS WITH EACH 54 INCH BUCKET
- ORDER 7 SETS WITH EACH 60 INCH BUCKET
- ORDER 7 SETS WITH EACH 66 INCH BUCKET
- ORDER 8 SETS WITH EACH 72 INCH BUCKET
- ORDER 7 SETS WITH EACH 84 INCH BUCKET

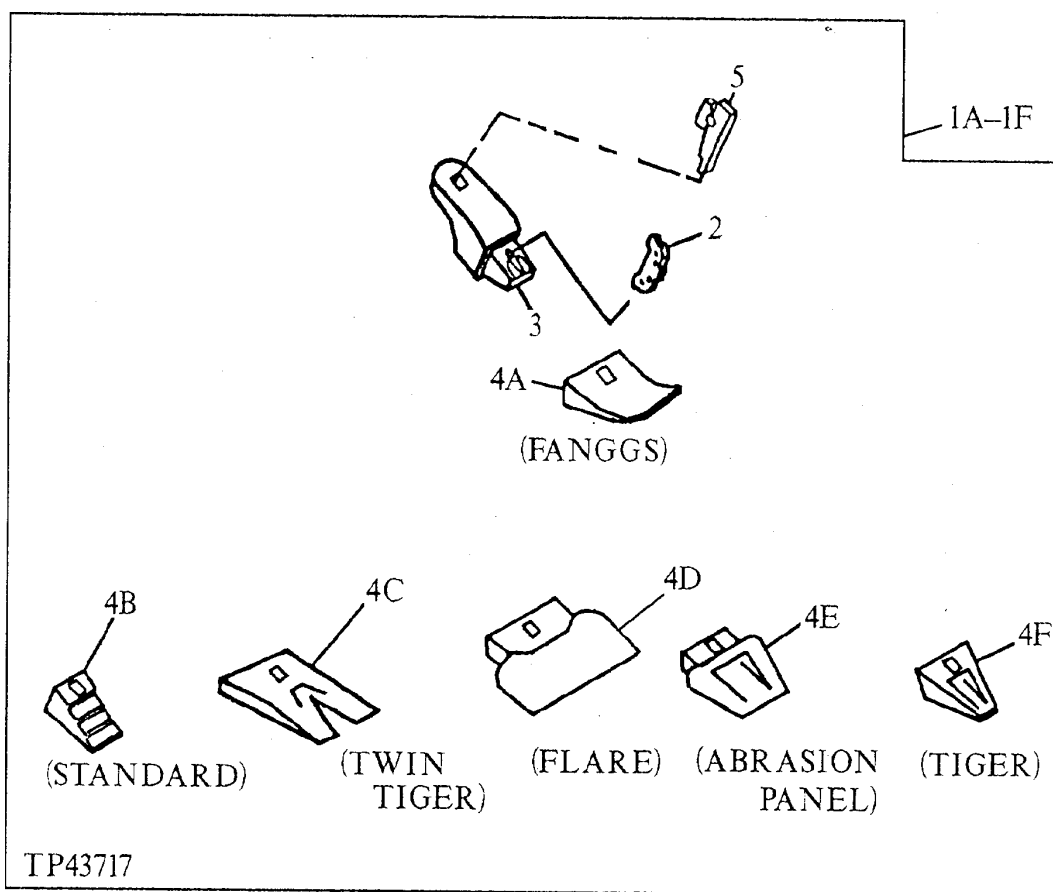
TP43777

HEAVY DUTY HIGH CAPACITY BUCKET TOOTH ASSEMBLY
(30, 36, 42, 48, OR 54 INCH BUCKET)

KEY	PART NO.	PART NAME	QTY	SERIAL NO.	REMARKS
1A	AT163548	TOOTH	1		(FANGGS)
1B	AT163549	TOOTH	1		(STANDARD)
1C	AT163553	TOOTH	1		(TWIN TIGER)
1D	AT163552	TOOTH	1		(FLARE)
1E	AT163551	TOOTH	1		(ABRASION PANEL)
1F	AT163550	TOOTH	1		(TIGER)
1G	AT163554	TOOTH	1		(ESCO STANDARD) (NOT ILLUSTRATED)
1H	AT163557	TOOTH	1		(ESCO TWIN TIGER) (NOT ILLUSTRATED)
1I	AT163556	TOOTH	1		(ESCO FLARE) (NOT ILLUSTRATED)
1J	AT163555	TOOTH	1		(ESCO TIGER) (NOT ILLUSTRATED)
1K	AT167196	TOOTH	1		(CATERPILLAR REPLACEMENT FANGGS) (NOT ILLUSTRATED)
1L	AT167197	TOOTH	1		(CATERPILLAR REPLACEMENT STANDARD) (NOT ILLUSTRATED)
2	TP400HD	PIN	1		(SUB FOR PTP400HD)
	EX37VPN	PIN	1		(ESCO VERTALOK) (NOT ILLUSTRATED - SEE ESCO TOOTH PAGE)
	T1U1458	PIN	1		(CATERPILLAR REPLACEMENT) (NOT ILLUSTRATED)
3	T802X400	SHANK	1		(SUB FOR PT802X400)
	EX5856-37V	SHANK	1		(ESCO VERTALOK) (NOT ILLUSTRATED - SEE ESCO TOOTH PAGE)
	T1U1454	ADAPTER	1		(CATERPILLAR REPLACEMENT) (NOT ILLUSTRATED)
4A	TF400	TOOTH	1		
4B	TX400	TOOTH	1		
4C	TX400WT	TOOTH	1		
4D	TX400F	TOOTH	1		
4E	TX400AP	TOOTH	1		
4F	TT400	TOOTH	1		
4G	EX37SYL	TOOTH	1		(ESCO STANDARD) (NOT ILLUSTRATED - SEE ESCO TOOTH PAGE) (SUB FOR EX5824-37, ALONG WITH EX37VPL AND EX37VPN)
4H	EX37TVIP	TOOTH	1		(ESCO TWIN TIGER) (NOT ILLUSTRATED - SEE ESCO TOOTH PAGE)
4I	EX37S7F	TOOTH	1		(ESCO FLARE) (NOT ILLUSTRATED - SEE ESCO TOOTH PAGE)
4J	EX37VIP	TOOTH	1		(ESCO TIGER) (NOT ILLUSTRATED - SEE ESCO TOOTH PAGE)
4K	TF9W8452D	TOOTH	1		(CATERPILLAR REPLACEMENT FANGGS) (NOT ILLUSTRATED)
4L	T9W8452	TOOTH	1		(CATERPILLAR REPLACEMENT STANDARD) (NOT ILLUSTRATED)
5	EX37VPL	PLUG	1		(NOT ILLUSTRATED - SEE ESCO TOOTH PAGE)
	T3G9549	RETAINER	1		(CATERPILLAR REPLACEMENT) (NOT ILLUSTRATED)

SEVERE DUTY CAST LIP BUCKET TOOTH ASSEMBLY
(42 OR 48 INCH BUCKET)

TP43717 -UN-01JAN94



ORDER 5 SETS WITH EACH BUCKET

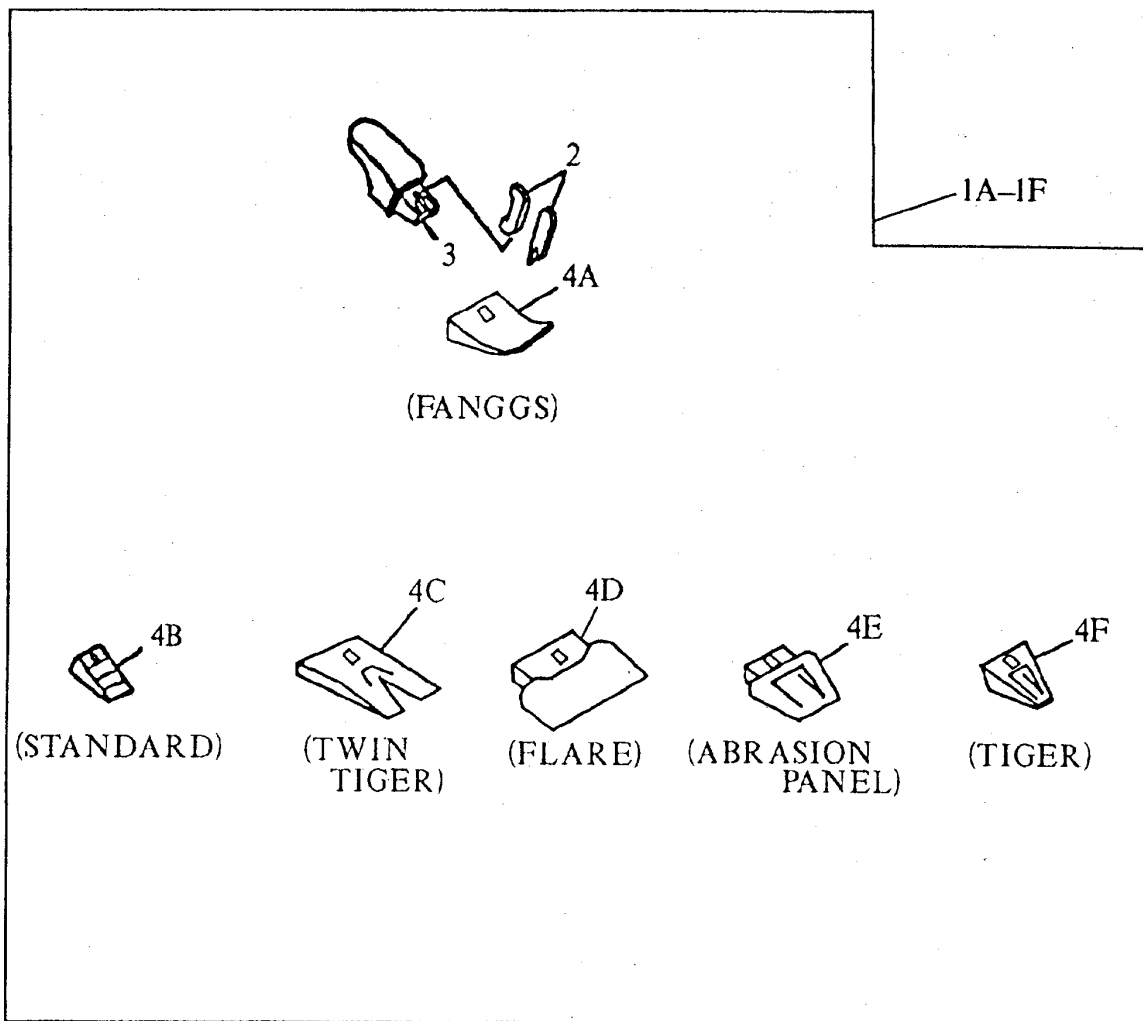
**SEVERE DUTY CAST LIP BUCKET TOOTH ASSEMBLY
(42 OR 48 INCH BUCKET)**

KEY	PART NO.	PART NAME	QTY	SERIAL NO.	REMARKS
1A	AT163825	TOOTH	1		(FANGGS)
1B	AT163826	TOOTH	1		(STANDARD)
1C	AT163832	TOOTH	1		(TWIN TIGER)
1D	TOOTH	1		(FLARE TOOTH NOT AVAILABLE WITH THIS BUCKET)
1E	AT163828	TOOTH	1		(ABRASION PANEL)
1F	AT163827	TOOTH	1		(TIGER)
2	TP400HD	PIN	1		(SUB FOR PTP400HD)
3	T130X400	SHANK	1		(SUB FOR PT130X400)
4A	TF400	TOOTH	1		
4B	TX400	TOOTH	1		
4C	TX400WT	TOOTH	1		
4D	TOOTH	1		(FLARE TOOTH NOT AVAILABLE WITH THIS BUCKET)
4E	TX400AP	TOOTH	1		
4F	TT400	TOOTH	1		
5	TK130	SHAFT KEY	1		

SEVERE DUTY PLATE LIP BUCKET TOOTH ASSEMBLY
(30, 36, 42 OR 48 INCH BUCKET)

TP45272

-UN-01JAN94



- ORDER 3 SETS WITH 30 INCH BUCKET
- ORDER 4 SETS WITH 36 INCH BUCKET
- ORDER 4 SETS WITH 42 INCH BUCKET
- ORDER 5 SETS WITH 48 INCH BUCKET
- ORDER 5 SETS WITH 54 INCH BUCKET
- ORDER 6 SETS WITH 60 INCH BUCKET
- ORDER 6 SETS WITH 66 INCH BUCKET
- ORDER 7 SETS WITH 72 INCH BUCKET

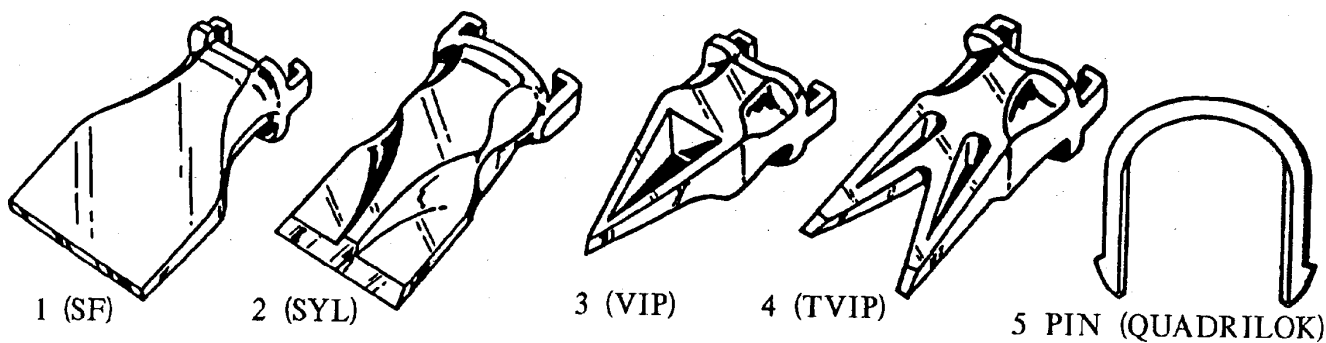
TP45272

SEVERE DUTY PLATE LIP BUCKET TOOTH ASSEMBLY
(30, 36, 42 OR 48 INCH BUCKET)

KEY	PART NO.	PART NAME	QTY	SERIAL NO.	REMARKS
1A	AT163558	TOOTH	1		(FANGGS)
1B	AT163559	TOOTH	1		(STANDARD)
1C	AT163563	TOOTH	1		(TWIN TIGER)
1D	TOOTH	1		(FLARE) (NOT AVAILABLE FOR USE ON SEVERE DUTY PLATE LIP BUCKETS)
1E	AT163561	TOOTH	1		(ABRASION PANEL)
1F	AT163560	TOOTH	1		(TIGER) REPLACEMENT TOOTH FOR MODEL 330 LCR
1G	AT163564	TOOTH	1		(ESCO STANDARD TOOTH ASSEMBLY) (NOT ILLUSTRATED)
1H	AT163567	TOOTH	1		(ESCO TWIN TIGER TOOTH ASSEMBLY) (NOT ILLUSTRATED)
1J	AT163565	TOOTH	1		(ESCO TIGER TOOTH ASSEMBLY) (NOT ILLUSTRATED)
2	TP475	PIN	1		(ESCO) (NOT ILLUSTRATED ON THIS PAGE - SEE ESCO TOOTH PAGE)
	EX47VPN	PIN	1		
3	T303X475	SHANK	1		(ESCO) (NOT ILLUSTRATED ON THIS PAGE - SEE ESCO TOOTH PAGE)
	EX5857-47V	SHANK	1		
4A	TF475	TOOTH	1		(ESCO STANDARD) (NOT ILLUSTRATED ON THIS PAGE - SEE ESCO TOOTH PAGE)
4B	TX475	TOOTH	1		
4C	TX475WT	TOOTH	1		
4E	TX475AP	TOOTH	1		
4F	TT475	TOOTH	1		
4G	EX47SYL	TOOTH	1		
4H	EX47TVIP	TOOTH	1		
4J	EX47VIP	TOOTH	1		(ESCO TIGER) (NOT ILLUSTRATED ON THIS PAGE - SEE ESCO TOOTH PAGE)
6	EX47VPL	PLUG	1		(NOT ILLUSTRATED ON THIS PAGE - SEE ESCO TOOTH PAGE)

TP29417 -UN-01JAN94

ESCO BUCKET CUTTING EDGES, TEETH AND ADAPTERS



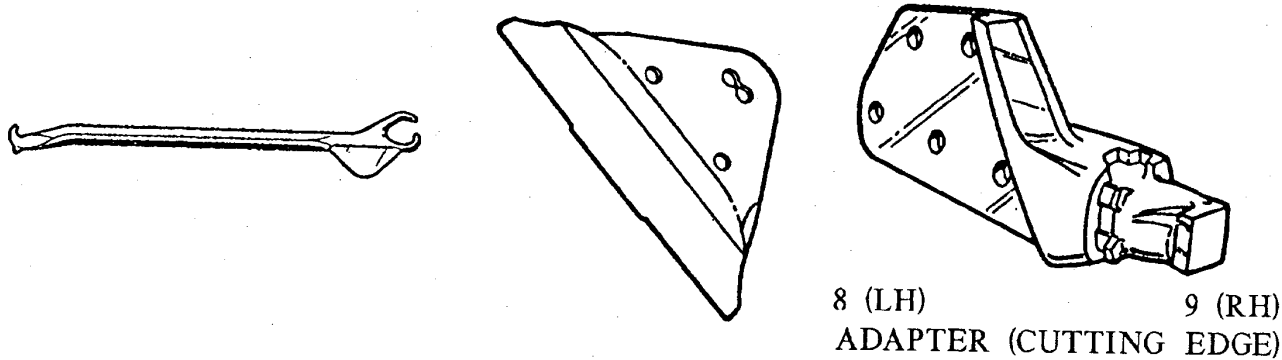
1 (SF)

2 (SYL)

3 (VIP)

4 (TVIP)

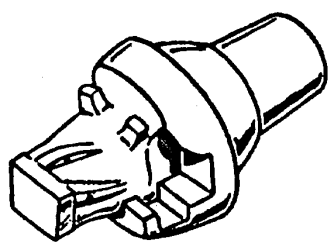
5 PIN (QUADRILOK)



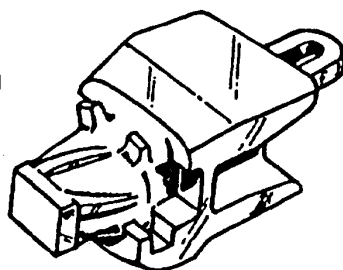
8 (LH)

9 (RH)

ADAPTER (CUTTING EDGE)



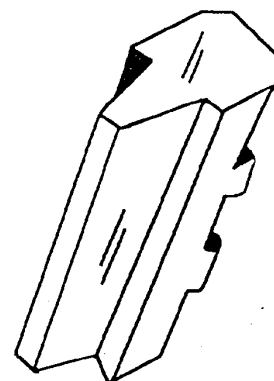
10 ADAPTER



11 ADAPTER
(SHANK TYPE)



12 WEDGE



12 SPOOL

TP29417

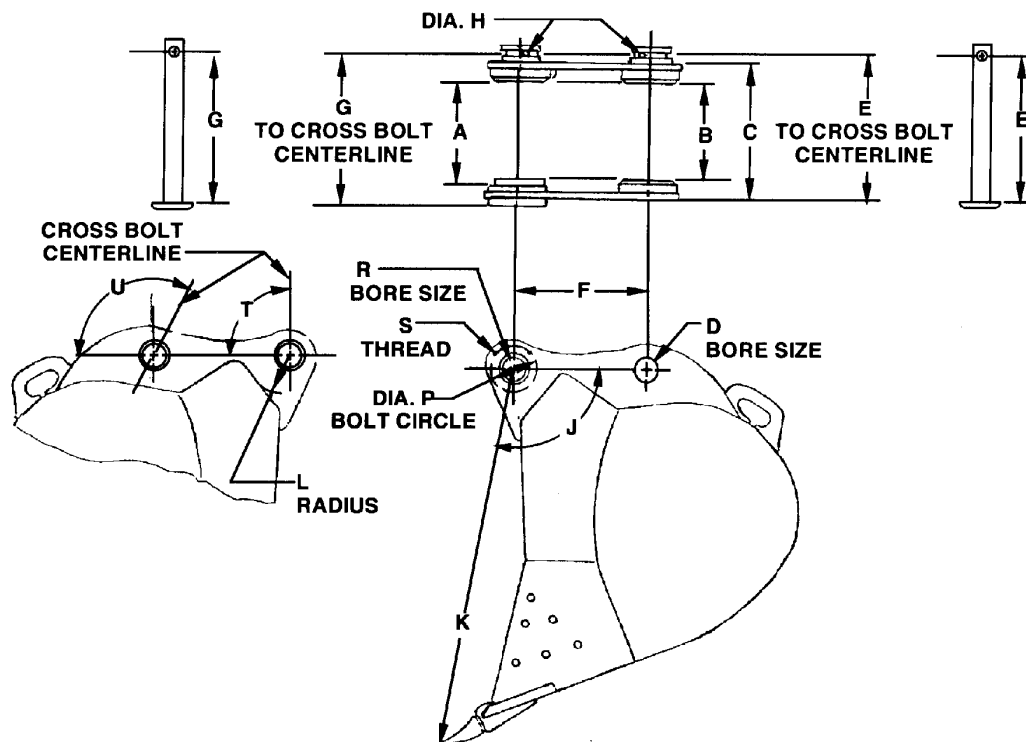
ESCO BUCKET CUTTING EDGES, TEETH AND ADAPTERS

KEY	PART NO.	PART NAME	QTY	SERIAL NO.	REMARKS
1	EX21S5F	TOOTH	AR		
2	EX21SYL	TOOTH	AR		
	EX47SYL	TOOTH	AR		
	EX27SYL	TOOTH	AR		
	EX37SYL	TOOTH	AR		
3	EX21VIP	TOOTH	AR		
4	EX21TVIP	TOOTH	AR		
5	EX21LK	PIN	AR		
	EX47LK	PIN	AR		
	EX27LK	PIN	AR		
	EX37LK	PIN	AR		
	EX27VPN	PIN	AR		
6	EX21-27QRT	TOOL	AR		
7	EX31329-X	CUTTING EDGE	AR		
8	EX1550-21	ADAPTER	AR		
9	EX1551-21	ADAPTER	AR		
10	EX360-21	ADAPTER	AR		
11	EX119-21	ADAPTER	AR		
	EX129A-37	ADAPTER	AR		
	EX5824-37	SHANK	AR		
	EX1829A-47	SHANK	AR		
	EX4894-21	SHANK	AR		
	EX5850-27V	SHANK	AR		(SUB FOR EX5827-27, ALONG WITH EX27VPN AND EX27VPL)
	EX5854-21	SHANK	AR		(SUB FOR EX5831-21)
	EX119-27	ADAPTER	AR		
12	EX29W1	WEDGE	AR		(SUB FOR T52975)
	EX20W1	WEDGE	AR		(SUB FOR T38819)
13	EX20SP	SPOOL	AR		(SUB FOR T38818)
	EX29SP	SPOOL	AR		(SUB FOR T52974)
14	EX27VPL	PLUG	AR		(NOT ILLUSTRATED)

TP59110 -UN-29APR98

BUCKET PIN-UP DATA
(30, 36 OR 42 INCH BUCKET)

EXCAVATOR BUCKET PIN-UP DATA



MODEL	892D LC	330LC 370 892E LC	792	MODEL	892D LC	330LC 370 892E LC	792
A	[440] 17.32	[440] 17.32	[440] 17.32	J (ANGLE)	104°	104°	104°
B	[420] 16.54	[420] 16.54	[420] 16.54	K	[1660] 65.35	[1660] 65.35	[1660] 65.35
C	[548] 21.57	[548] 21.57	[548] 21.57	L	[125] 4.92	[125] 4.92	[125] 4.92
D	[100] 3.937	[100] 3.937	[100] 3.937	P	[170] 6.69	[170] 6.69	[170] 6.69
E	[577] 22.72	[577] 22.72	[577] 22.72	R	[140] 5.51	[140] 5.51	[140] 5.51
F	[585] 23.03	[585] 23.03	[585] 23.03	S (3 HOLES)	M16 X 2	M16 X 2	M16 X 2
G	[596] 23.46	[596] 23.46	[596] 23.46	T (ANGLE)	86°	130°	86°
H	[21] 0.827	[21] 0.827	[21] 0.827	U (ANGLE)	126°	80°	126°

Company policy limits the use of the enclosed drawings and information to your company and any other usage is expressly prohibited without the written consent of Deere & Company. We regret we cannot keep you informed of subsequent changes in the specifications furnished. You are, therefore, responsible for the risks involved in their use.

It is to be understood that furnishing you with the requested material does not automatically constitute a Deere & Company endorsement of your products on or with any John Deere product.

TP59110

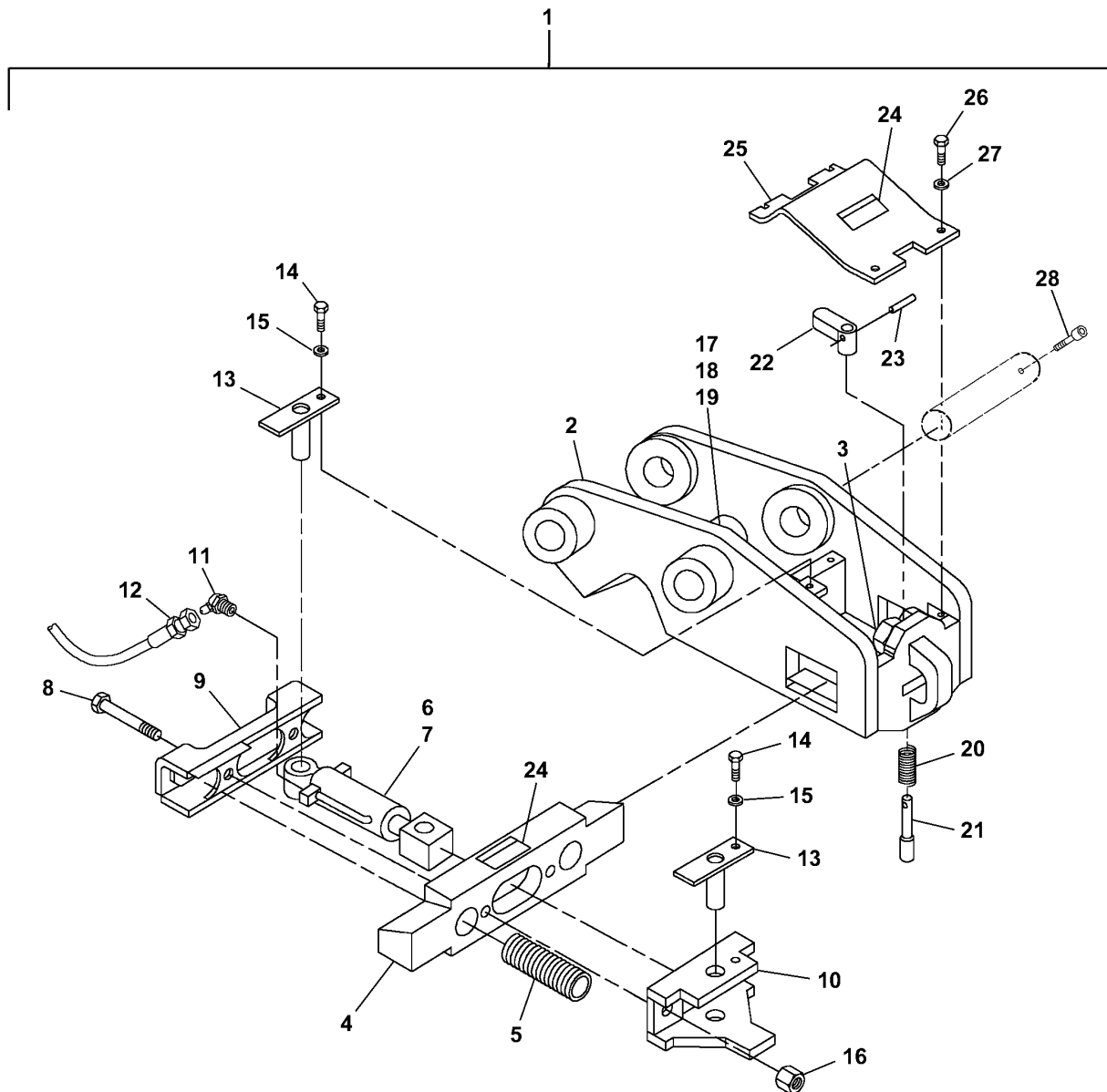
(24APR98)

MEMORANDA

TP61528

-UN-15APR99

QUICK LATCH ASSEMBLY



TP61528

QUICK LATCH ASSEMBLY

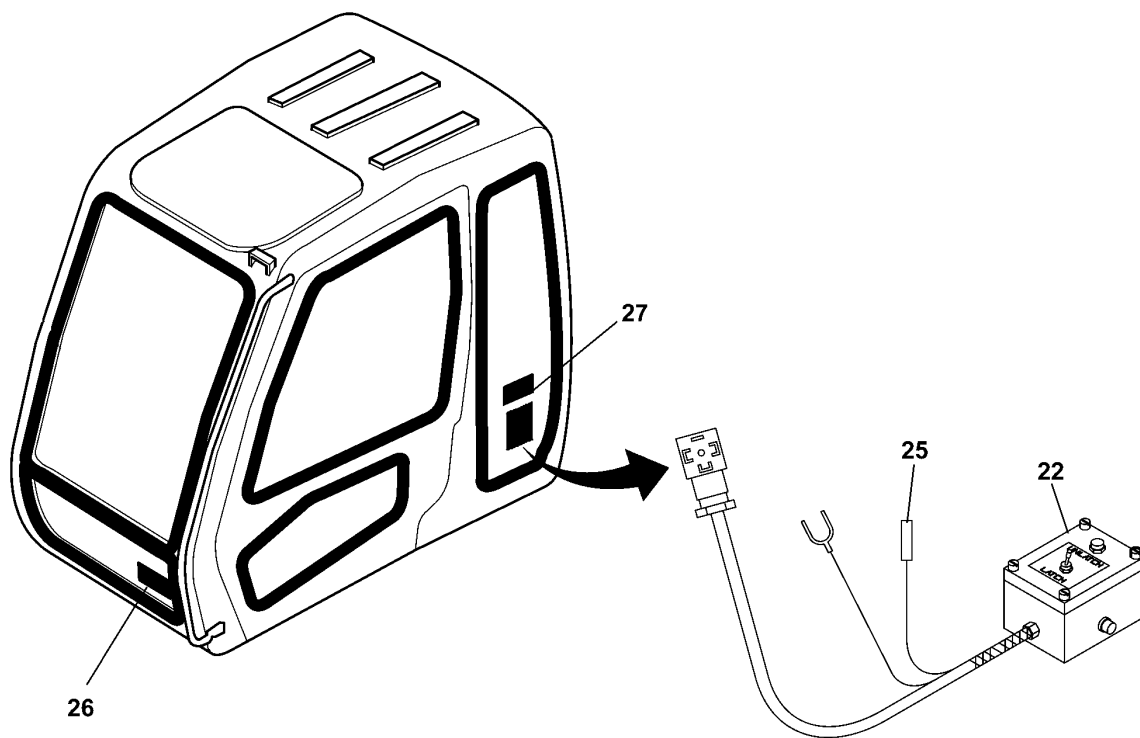
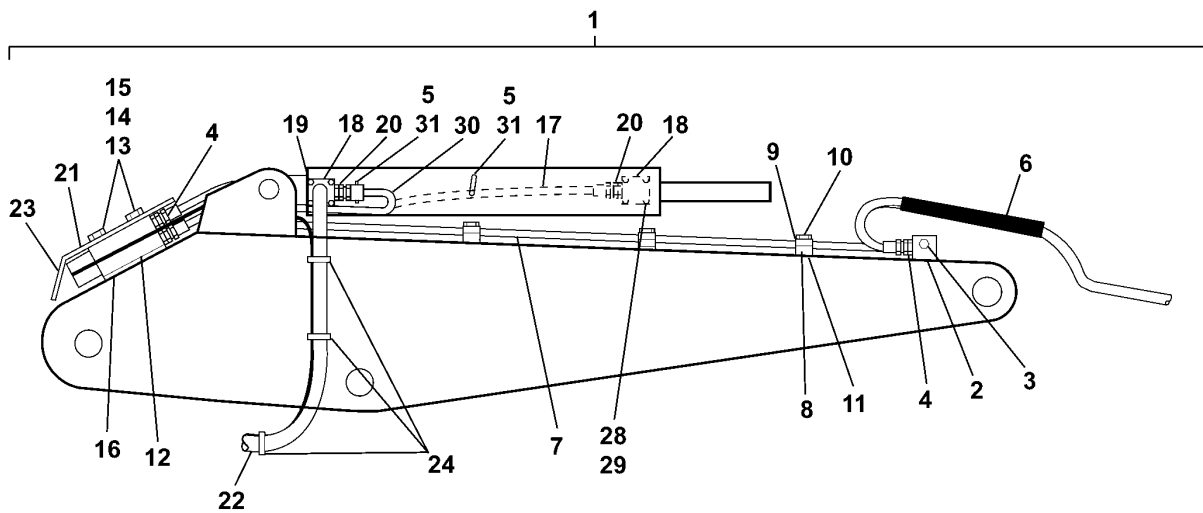
KEY	PART NO.	PART NAME	QTY	SERIAL NO.	REMARKS
1	C909246	LATCH	1		LATCH ASSEMBLY COMPLETE
2	C909244	FRAME	1		
3	C259928	LUBRICATION FITTING	1		
4	C328405	WEDGE	1		
5	C37635	SPRING	2		
6	C623175	HYDRAULIC CYLINDER	1		
7	C33804	SEAL KIT	1		
8	C257432	BOLT	2		
9	C328420	BRACKET	1		
10	C328436	BRACKET	1		
11	C37598	ELBOW FITTING	2		
12	C328428	HOSE	2		
13	C37613	PIN	2		
14	C257509	CAP SCREW	2		
15	C259170	LOCK WASHER	2		
16	C257433	NUT	2		
17	C30209	CLAMP	1		
18	C30210	COVER	1		
19	C30211	BOLT	1		
20	C37756	SPRING	1		
21	C37741	PIN	1		
22	C37747	HANDLE	1		
23	C259511	SPRING PIN	1		
24	C37693	DECAL	2		
25	C328467	COVER	1		
26	C257541	CAP SCREW	4		
27	C259174	LOCK WASHER	4		
28	C257431	CAP SCREW	2		

NOTE: CENTRAL FABRICATORS' PARTS. ORDER PARTS DIRECTLY FROM CENTRAL FABRICATORS

TP61530

-UN-25MAY99

QUICK LATCH ASSEMBLY HYDRAULIC KIT



TP61530

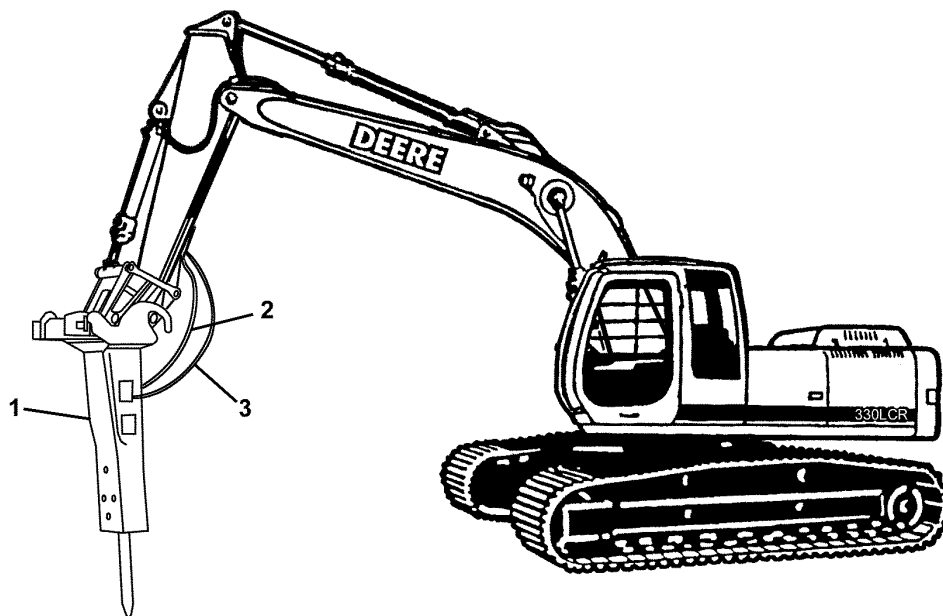
QUICK LATCH ASSEMBLY HYDRAULIC KIT

KEY	PART NO.	PART NAME	QTY	SERIAL NO.	REMARKS
1	C909255	KIT	1		HYDRAULIC QUICK LATCH ASSEMBLY COMPLETE
2	C316681	MANIFOLD	1		
3	C30169	FITTING	2		
4	C30154	CONNECTOR	8		
5	C316686	HOSE	1		
6	C32267	SLEEVE	1		
7	C328985	HOSE	2		
8	C30209	CLAMP	3		
9	C30210	COVER	3		
10	C30211	BOLT	3		
11	C30212	PLATE	3		
12	C623121	SOLENOID VALVE	1		
13	C257983	CAP SCREW	2		
14	C259054	WASHER	2		
15	C259168	LOCK WASHER	2		
16	C30604	BRACKET	1		
17	C317464	HOSE	1		
18	C30742	ADAPTER	2		
19	C257405	CAP SCREW	4		
20	C30605	ADAPTER	2		
21	C328721	GUARD	1		
22	C317663	CIRCUIT BOX	1		WITH HARNESS
23	C30244	DECAL	1		NOT ILLUSTRATED
24	C30606	TIE BAND	40		
25	C30774	WIRE	1		SPLICE
26	C16939	DECAL	1		WARNING
27	C328507	DECAL	1		CAUTION
28	C257407	CAP SCREW	2		
29	C257408	CAP SCREW	2		
30	C37806	SPACER	2		
31	C257435	CAP SCREW	2		M10 X 50MM
32	AT188692	LATCH	1		QUICK LATCH W/KIT (NOT ILLUSTRATED) CENTRAL FABRICATORS PART NO. 37656

NOTE: CENTRAL FABRICATORS' PARTS. ORDER PARTS DIRECTLY FROM CENTRAL FABRICATORS

TP66753 -UN-21OCT99

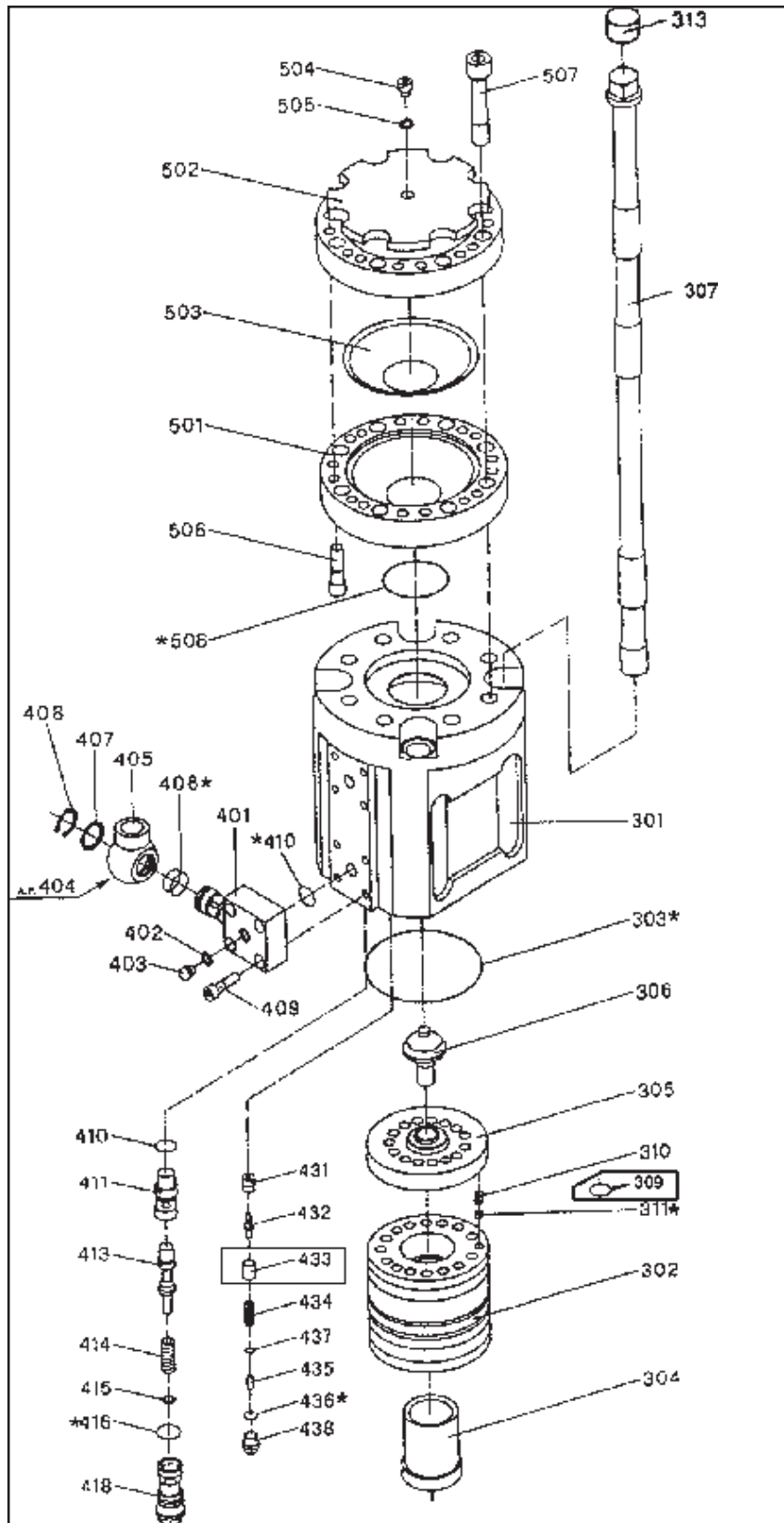
HYDRAULIC IMPACT BREAKER



KEY	TP66753 PART NO.	PART NAME	QTY	SERIAL NO.	REMARKS
1	AT187048	IMPACTOR	1		
2	AT187050	HYDRAULIC HOSE	1		(RIGHT SIDE)
3	AT187052	HYDRAULIC HOSE	1		(LEFT SIDE)

ORDER REPAIR OR REPLACEMENT PARTS FOR IMPACT BREAKER FROM INDECO USING CAGE CODE 1N0L6

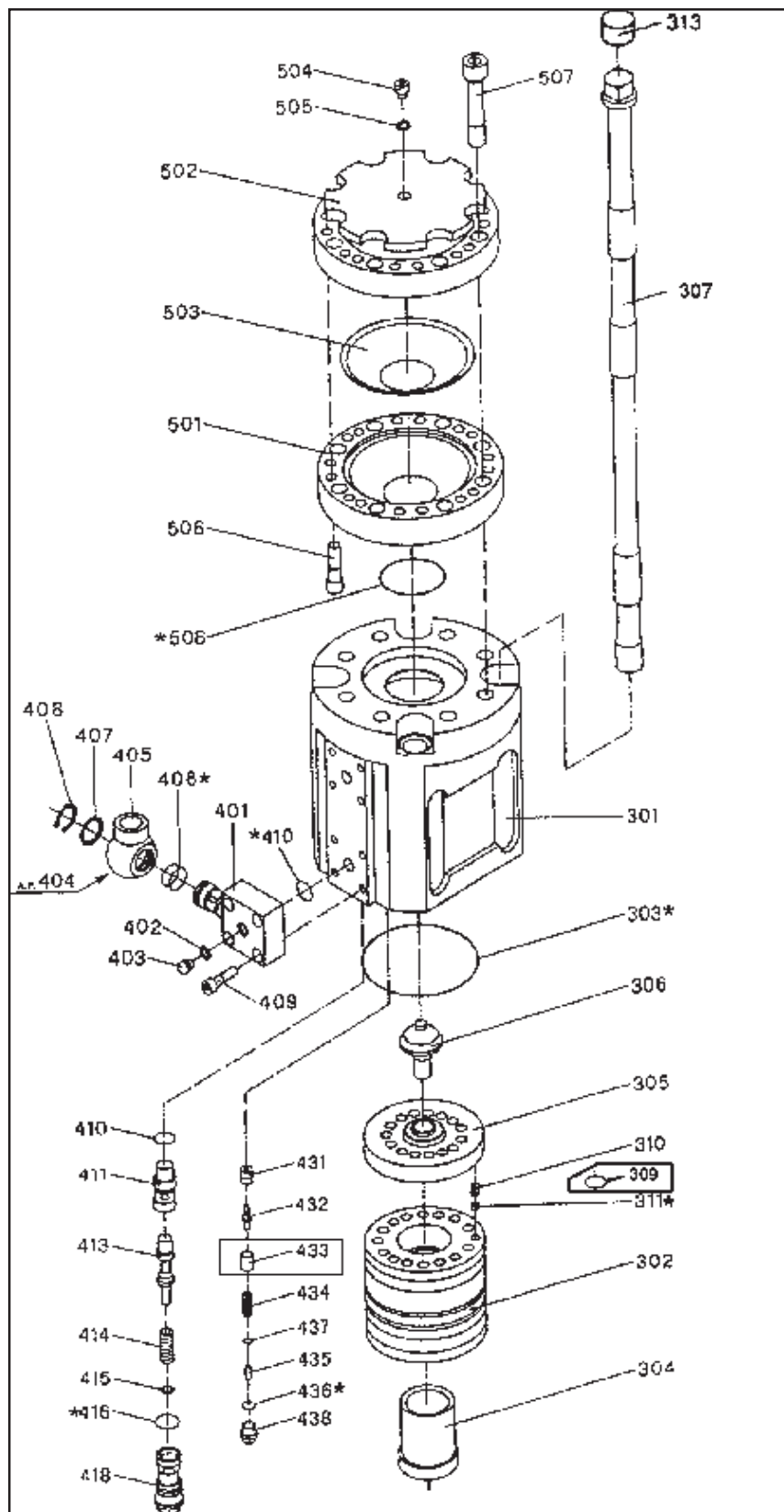
MEMORANDA



** Items with a letter after the part number have been modified, but are interchangeable with the part from the previous model. Parts with a number change are NOT interchangeable.

Breaker Model:			MES 3500.1	MES 3500.2	MES 3500.2
By Serial Number:			1001-1046	2047-2097	2098-2155
Position	Qty	Description	Part #	Part #	Part #
301	1	Head	3503011	3503012	3503012
302	1	Distributor Box Body	3503021	3503022	3503022
* 303	2	O Ring	100303	100303	100303
304	1	Distributor	3503041	3503042	3503042
305	1	Box Body Cover	3503051	3503052	3503052
306	1	Mushroom Valve	3503061	3503061	3503061
307	4	Side Bolt-Rubber Type	3503070	3503071	3503071A
309		O Ring	100031	100031	NA
310	1	Dowel	3503101	3503101	3503101
* 311	2	O Ring	100311	100311	100311
313	4	Rubber Stop	NA	NA	NA
401	2	Link	3504011	3504011	3504011
402	2	Sealing Washer	120011	120011	120011
403	2	Plug 1/4" Gas	200011	200011	200011
404	1	H.P. Connection 1"	2707142	2707142	2707142
405	1	L.P. Connection 1-1/4"	2707152	2707152	2707152
* 406	4	O Ring	100052	100052	100052
407	2	Washer	2707192	2707192	2707192
408	2	Seeger(Snap Ring)	350011	350011	350011
409	8	Screw	300011	300011	300011
* 410	3	O Ring	100062	100062	100062
411	1	Barrel	3504111	3504112	3504112
413	1	Slide	3504131	3504132	3504132
414	1	Spring	400011	400011	400011
415	7	Adjustment Shim	360011	360011	360011
* 416	1	O Ring	100071	100071	100071
418	1	Guiding Plug	3504181	3504181	3504181
420		Cage	3504201	NA	NA

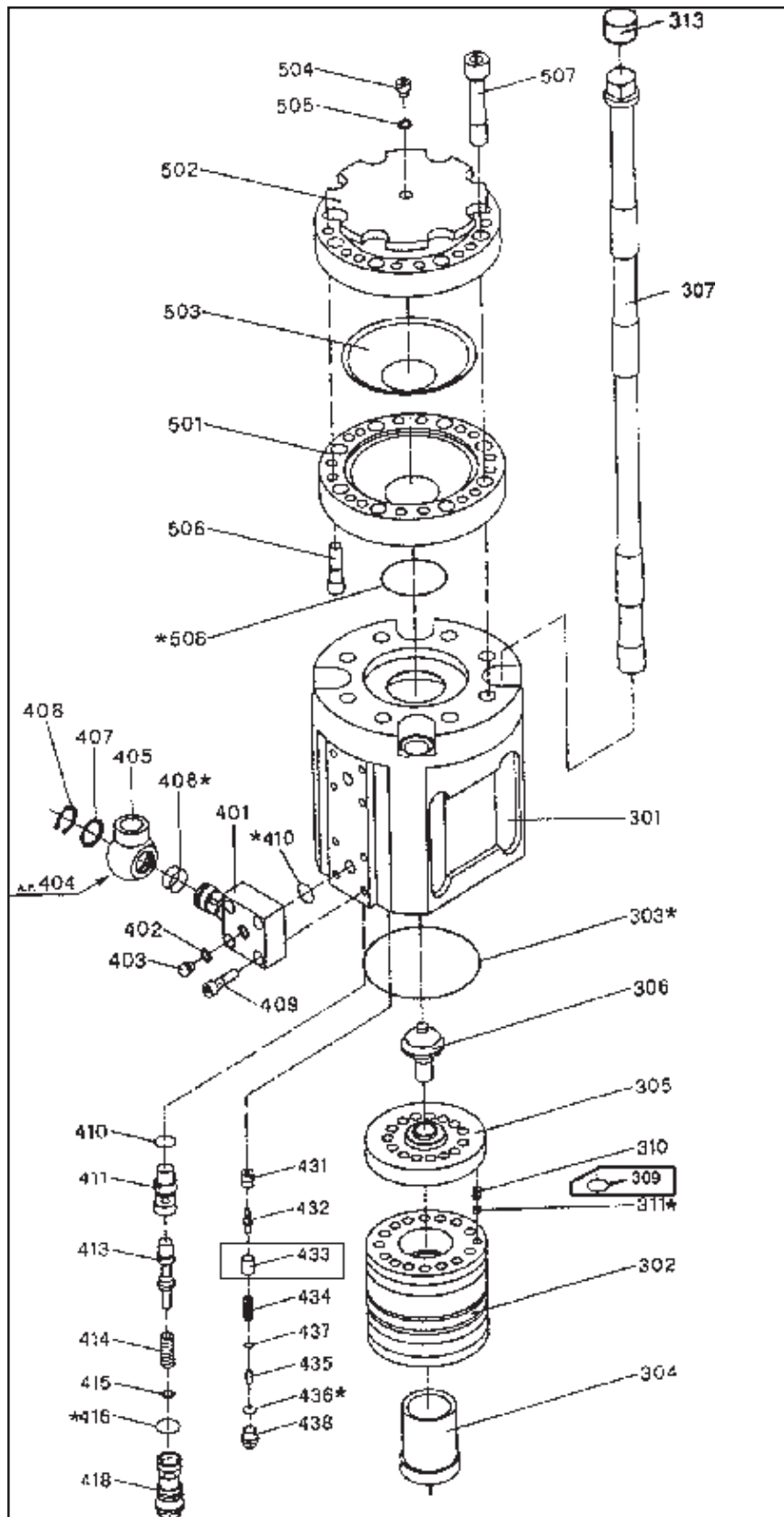
HEAD ASSEMBLY MES 3500 STD, HD & WHISPER (CONTINUED)



** Items with a letter after the part number have been modified, but are interchangeable with the part from the previous model. Parts with a number change are NOT interchangeable.

Breaker Model:			MES 3500.1	MES 3500.2	MES 3500.2
By Serial Number:			1001-1046	2047-2097	2098-2155
Position	Qty	Description	Part #	Part #	Part #
421		Shutter	3504211	NA	NA
422		Spring Holder	3504221	NA	NA
423		O Ring	100081	NA	NA
424		Adjustment Shim	360021	NA	NA
425		Spring	400021	NA	NA
426		Cage C.D.S.	3504261	NA	NA
427		Shutter C.D.S.	3504271	NA	NA
428		Spring Holder	3504281	NA	NA
431	1	Valve Body	NA	3504310	3504312
432	1	Needle	NA	3504320	3504322
433	1	Bush	NA	3504330	3504332
434	1	Spring	NA	400061	400061
435	1	Spacer Barrel	NA	340111	340111
* 436	1	O Ring	NA	100171	100171
437	7	Adjustment Shim	NA	360021	360021
438	1	Plug	NA	3504380	3504380
501	1	Half Lower Shell - Spy Hole	3505010A	3505010A	3505010A
502	1	Half Upper Shell	3505020	3505020	3505020
503	1	Diaphragm	3505030	3505030	3505030
504	1	Inflating Screw	2704041	2704041	2704041
505	1	Sealing Ring	120021	120021	120021
506	16	Shell Fixing-Screw	300031	300031	300031
507	8	Accumulator Screw	3505070	3505070	3505070
* 508	2/1	O Ring	100092	100092	100092
	1	Seal Kit (See Items with *)	3508001	3508002	3508003

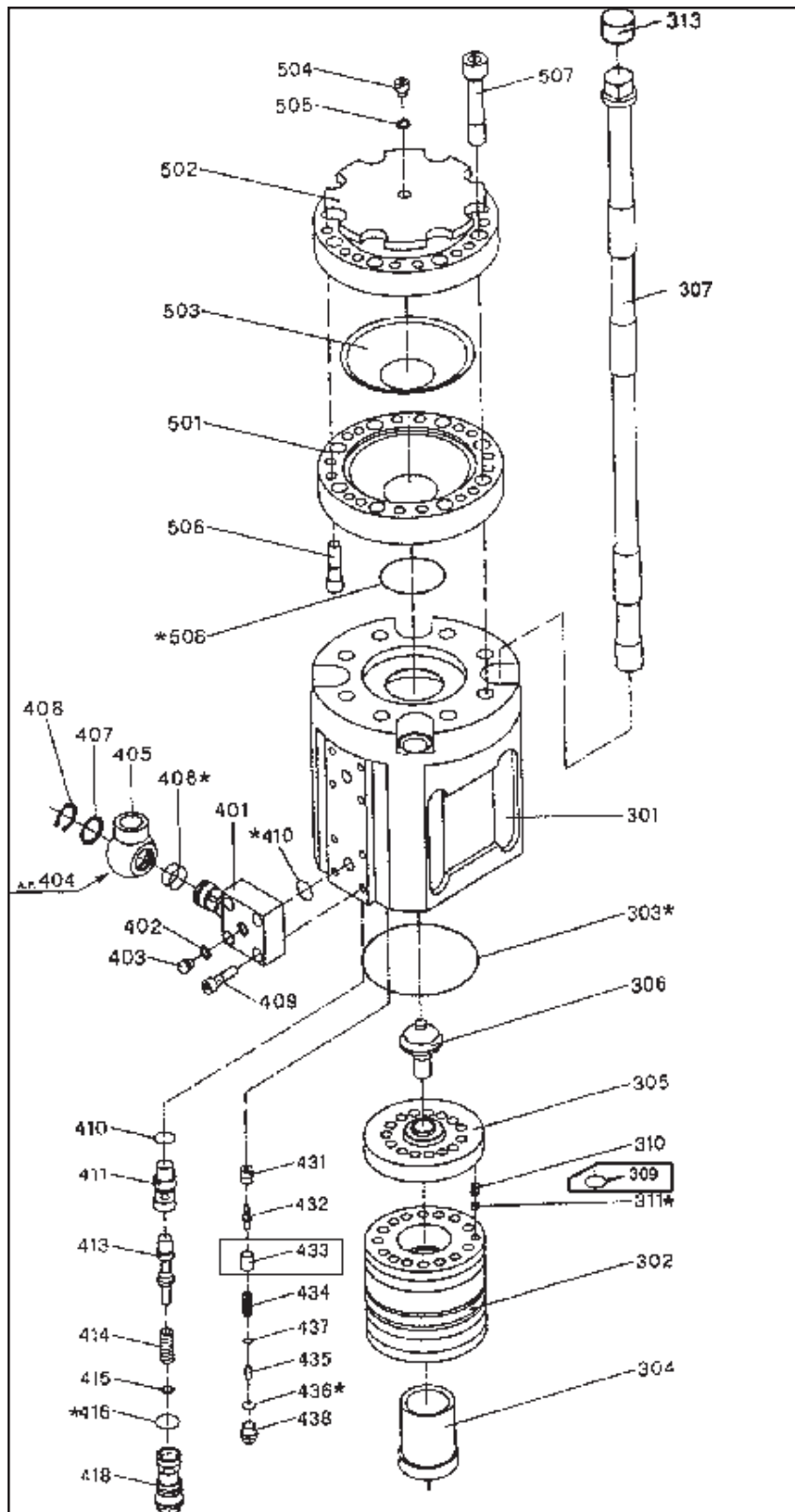
HEAD ASSEMBLY MES 3500 STD, HD & WHISPER (CONTINUED)



** Items with a letter after the part number have been modified, but are interchangeable with the part from the previous model. Parts with a number change are NOT interchangeable.

Breaker Model:			MES 3500.3	MES 3500.4
By Serial Number:			3156-3197	from 4198
Position	Qty	Description	Part #	Part #
301	1	Head	3503012	3503012
302	1	Distributor Box Body	3503022	3503022
* 303	2	O Ring	100303	100303
304	1	Distributor	3503042	3503042
305	1	Box Body Cover	3503053	3503054
306	1	Mushroom Valve	3503063	3503064
307	4	Side Bolt-Rubber Type	3503071A	3503071A
309		O Ring	NA	NA
310	1	Dowel	3503101	3503101
* 311	2	O Ring	100311	100311
313	4	Rubber Stop	NA	NA
401	2	Link	3504011	3504011
402	2	Sealing Washer	120011	120011
403	2	Plug 1/4" Gas	200011	200011
404	1	H.P. Connection 1"	2707142	2707142
405	1	L.P. Connection 1-1/4"	2707152	2707152
* 406	4	O Ring	100052	100052
407	2	Washer	2707192	2707192
408	2	Seeger(Snap Ring)	350011	350011
409	8	Screw	300011	300011
* 410	3	O Ring	100062	100062
411	1	Barrel	3504112	3504112C
413	1	Slide	3054132	3504132B
414	1	Spring	400011	400011
415	7	Adjustment Shim	360011	360011
* 416	1	O Ring	100071	100071
418	1	Guiding Plug	3504181	3504181
420		Cage	NA	NA

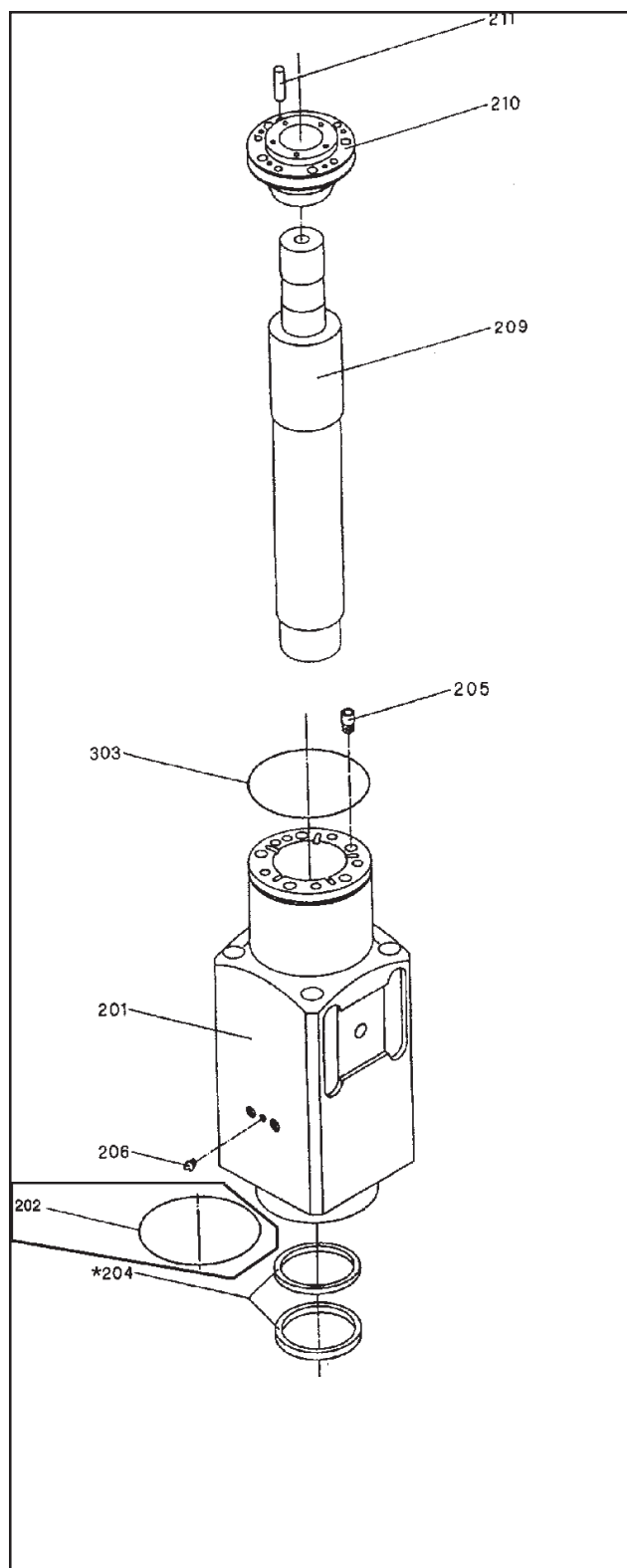
HEAD ASSEMBLY MES 3500 STD, HD & WHISPER (CONTINUED)



** Items with a letter after the part number have been modified, but are interchangeable with the part from the previous model. Parts with a number change are NOT interchangeable.

Breaker Model:			MES 3500.3	MES 3500.4
By Serial Number:			3156-3197	from 4198
Position	Qty	Description	Part #	Part #
421		Shutter	NA	NA
422		Spring Holder	NA	NA
423		O Ring	NA	NA
424		Adjustment Shim	NA	NA
425		Spring	NA	NA
426		Cage C.D.S.	NA	NA
427		Shutter C.D.S.	NA	NA
428		Spring Holder	NA	NA
431	1	Valve Body	3504312	3504313
432	1	Needle	3504322	3504323
433	1	Bush	3504332	NA
434	1	Spring	400061	400061
435	1	Spacer Barrel	340111	340111
* 436	1	O Ring	100171	100171
437	7	Adjustment Shim	360021	360021
438	1	Plug	3504380	3504380
501	1	Half Lower Shell - Spy Hole	3505010A	3505010A
502	1	Half Upper Shell	3505020	3505020
503	1	Diaphragm	3505030	3505030
504	1	Inflating Screw	2704041	2704041
505	1	Sealing Ring	120021	120021
506	16	Shell Fixing-Screw	300031	300031
507	8	Accumulator Screw	3505070	3505070
* 508	2/1	O Ring	100092	100092
	1	Seal Kit (See Items with *)	3508003	3508003

CYLINDER AND PISTON MES 3500 STD, HD & WHISPER



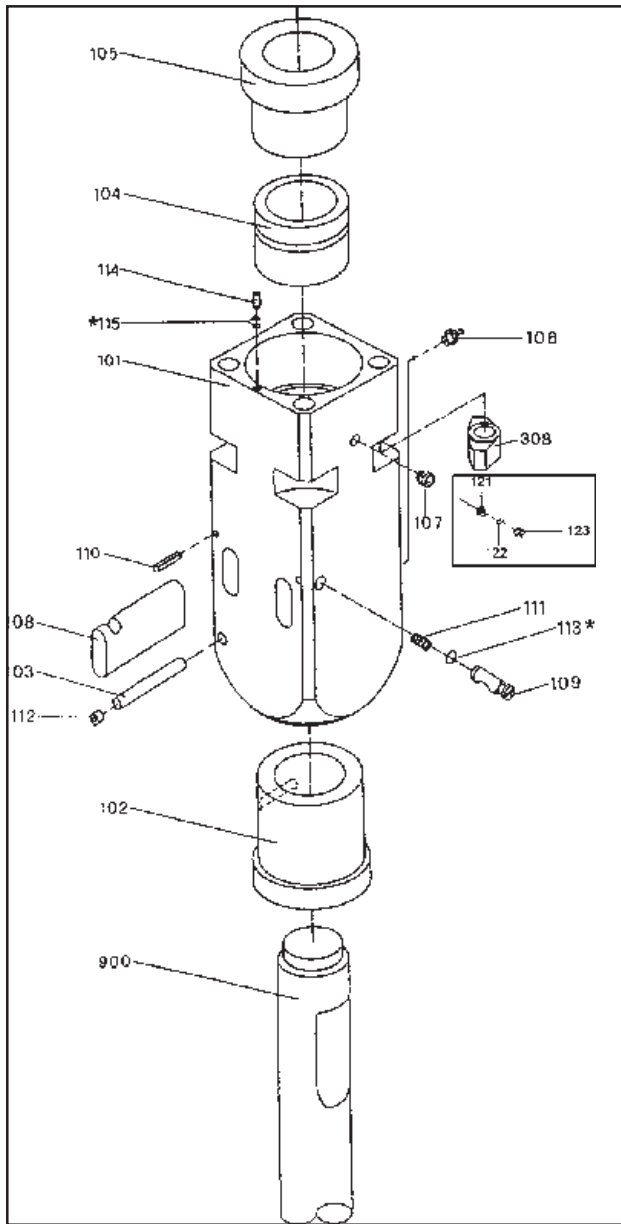
** Items with a letter after the part number have been modified, but are interchangeable with the part from the previous model. Parts with a number change are NOT interchangeable.

Breaker Model:			MES 3500.1	MES 3500.2	MES 3500.2
By Serial Number:			1001-1046	2047-2097	2098-2155
Position	Qty	Description	Part #	Part #	Part #
201	1	Cylinder	3502011	3502012	3502012
202		O Ring	100011	NA	NA
203		Mean Housing	3502030	NA	NA
* 204	2	U Joint	110011	110011	110011
205	5	Valve	3502051	3502051	3502051
206	1	Grease Nipple	NA	NA	NA
209	1	Piston	3502091	3502092	3502092
210	1	Guide Adapter	3502101	3502102	3502102
211	1	Centering Pin	340011	340011	340011
* 303	2	O Ring	100303	100303	100303
	1	Seal Kit (See Items with *)	3508001	3508002	3508003

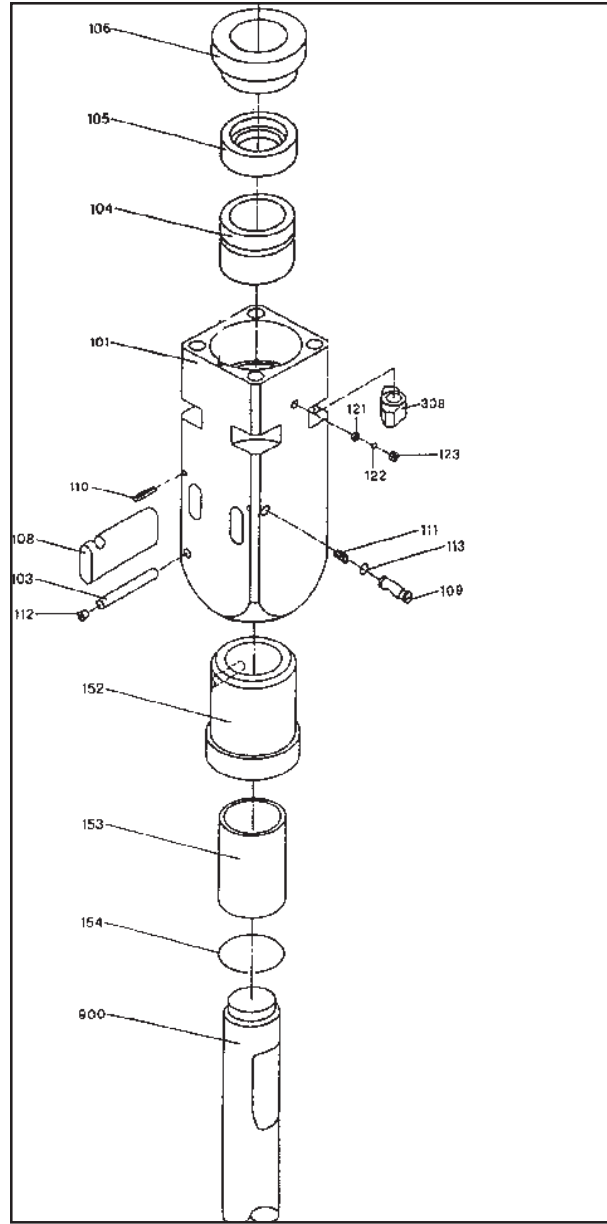
** Items with a letter after the part number have been modified, but are interchangeable with the part from the previous model. Parts with a number change are NOT interchangeable.

Breaker Model:			MES 3500.3	MES 3500.4
By Serial Number:			3156-3197	from 4198
Position	Qty	Description	Part #	Part #
201	1	Cylinder	3502013	3502013
202		O Ring	NA	NA
203		Mean Housing	NA	NA
* 204	2	U Joint	110011	110011
205	5	Valve	3502051	3502051
206	1	Grease Nipple	270011	270011
209	1	Piston	3502092	3502092
210	1	Guide Adapter	3502102	3502102
211	1	Centering Pin	340011	340011
* 303	2	O Ring	100303	100303
	1	Seal Kit (See Items with *)	3508003	3508003

CHUCK HOUSING MES 3500 STD, HD & WHISPER



Standard Style Housing

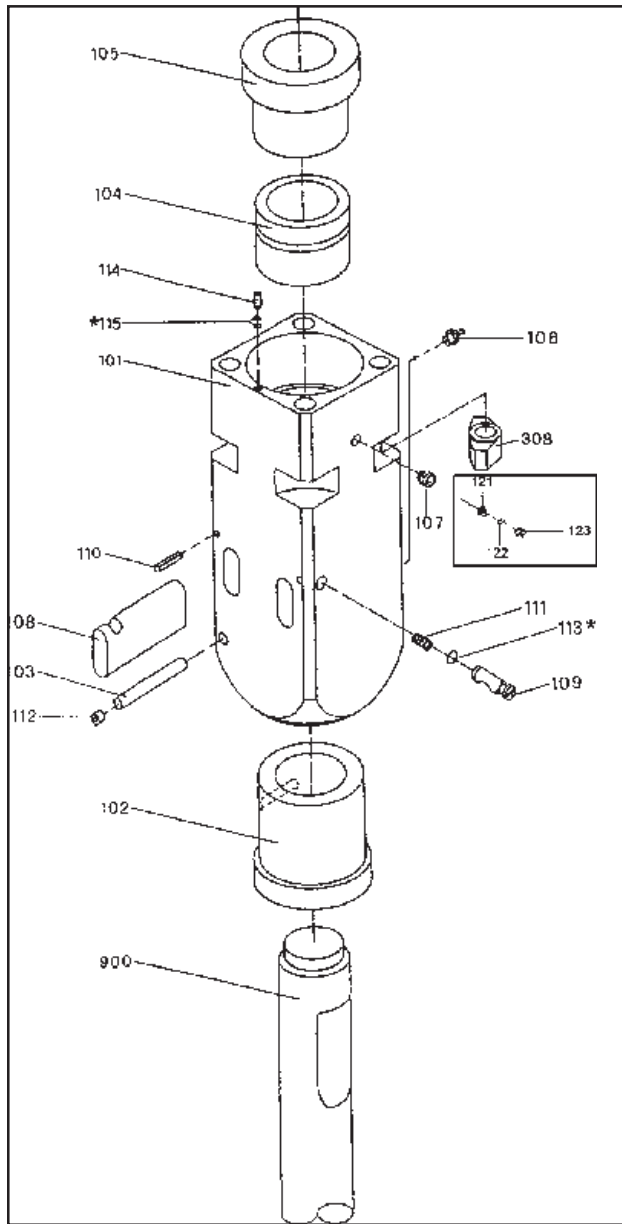


Insert Style Housing

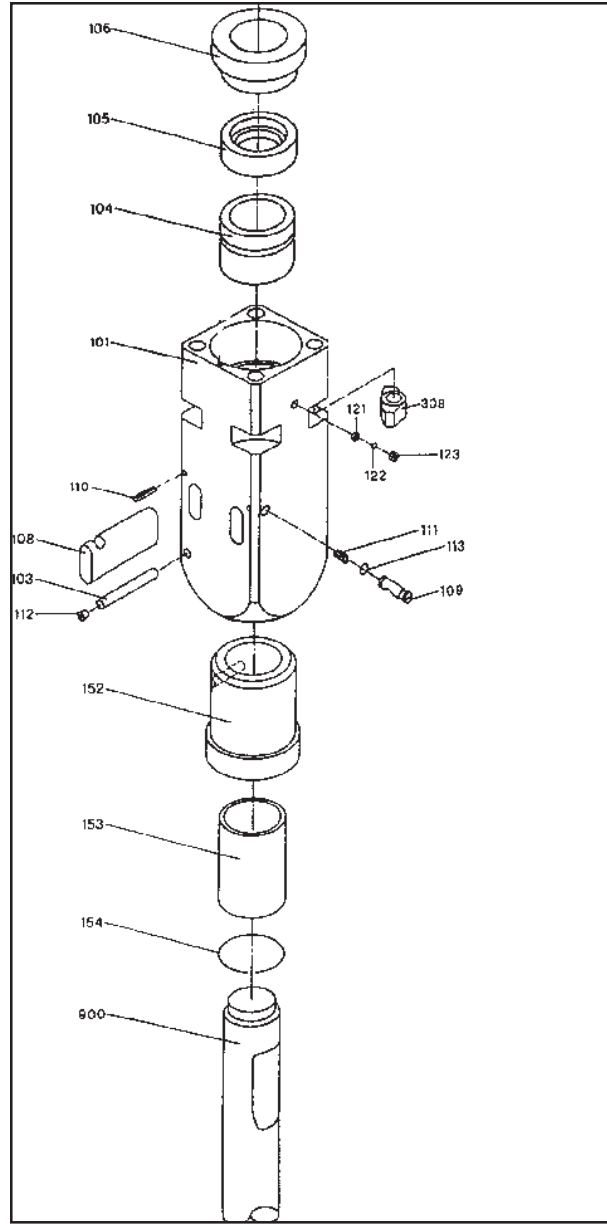
** Items with a letter after the part number have been modified, but are interchangeable with the part from the previous model. Parts with a number change are NOT interchangeable

Breaker Model:			MES 3500.1	MES 3500.2	MES 3500.2
By Serial Number:			1001-1046	2047-2097	2098-2155
Position	Qty	Description	Part #	Part #	Part #
101	1	Chuck Housing - Bare	3501010	3501011	3501011
102	1	Chuck Bush - Ceramic	3501020CE	3501020CE	3501020CE
103	1	Bush Pin	3501030	3501030	3501030
104	1	Upper Bush	3501040	3501041CE	3501041CE
105	1	Spacer	3501050	3501050	3501050
106	1	Grs Nipple/Spcr Ring	270011	270011	270011
107	1	Plug	260011	190011	190011
108	2	Retaining Axle	3501080	3501080	3501080
109	2	Lock Bolt	3501090	3501090	3501090
110	2	Elastic Pin	330011	330011	330011
111	2	Spring	2701151	2701151	2701151
112	4	Nylon Plug	3501120	3501120	3501120
*	113	2 O Ring	NA	100121	100121
	114	1 Greasing Pin	NA	NA	NA
*	115	2 O Ring	NA	NA	NA
	121	1 Seat	NA	NA	NA
	122	1 Plate	NA	NA	NA
	123	1 Flange	NA	NA	NA
	152	1 Insert Holder	NA	NA	NA
		1 Insert Holder (Has Notch)	NA	NA	NA
	153	1 Insert Bushing Composite	NA	NA	NA
		1 Insert Bushing Graphite	NA	NA	NA
		1 Insert Bushing Steel	NA	NA	NA
	154	1 Insert Circlip (5 mm)	NA	NA	NA
		1 Insert Circlip (8 mm)	NA	NA	NA
	308	4 Side Rod Nut	3503080	3503080	3503080
		1 Seal Kit (See Items with *)	3508001	3508002	3508003
		1 Chuck Housing Complete	3501000	3501002	3501002
		1 Insert Chuck Housing Complete	NA	NA	NA
		1 Chisel	3509010	3509010	3509010
		1 Moil	3509100	3509100	3509100
		1 Blunt	3509030	3509030	3509030

CHUCK HOUSING MES 3500 STD, HD & WHISPER (CONTINUED)



Standard Style Housing

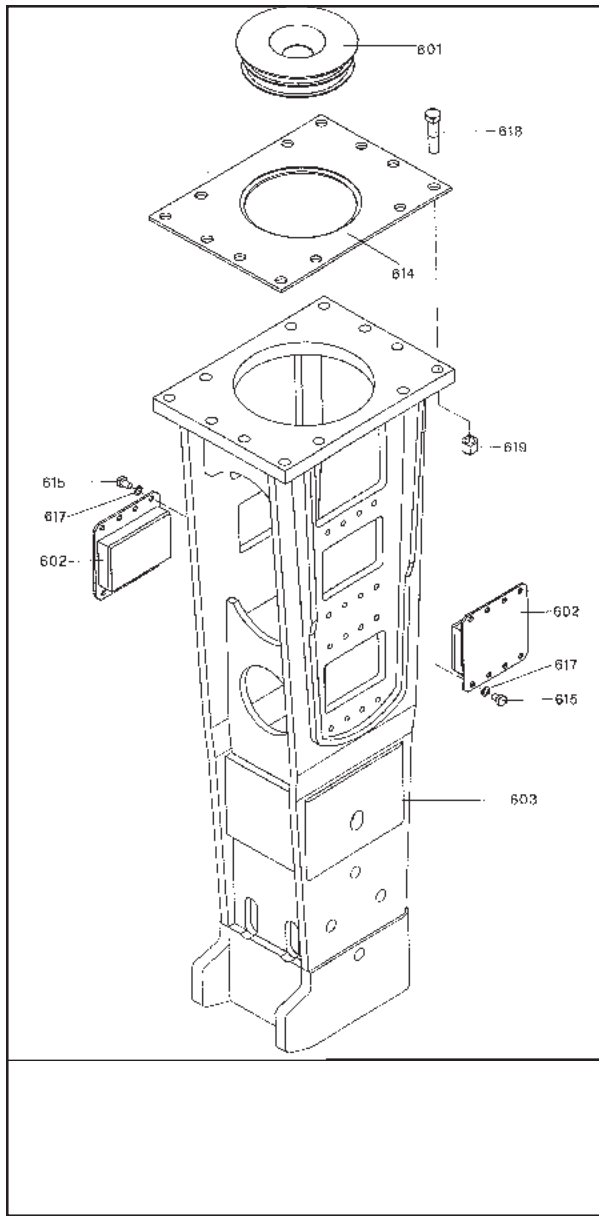


Insert Style Housing

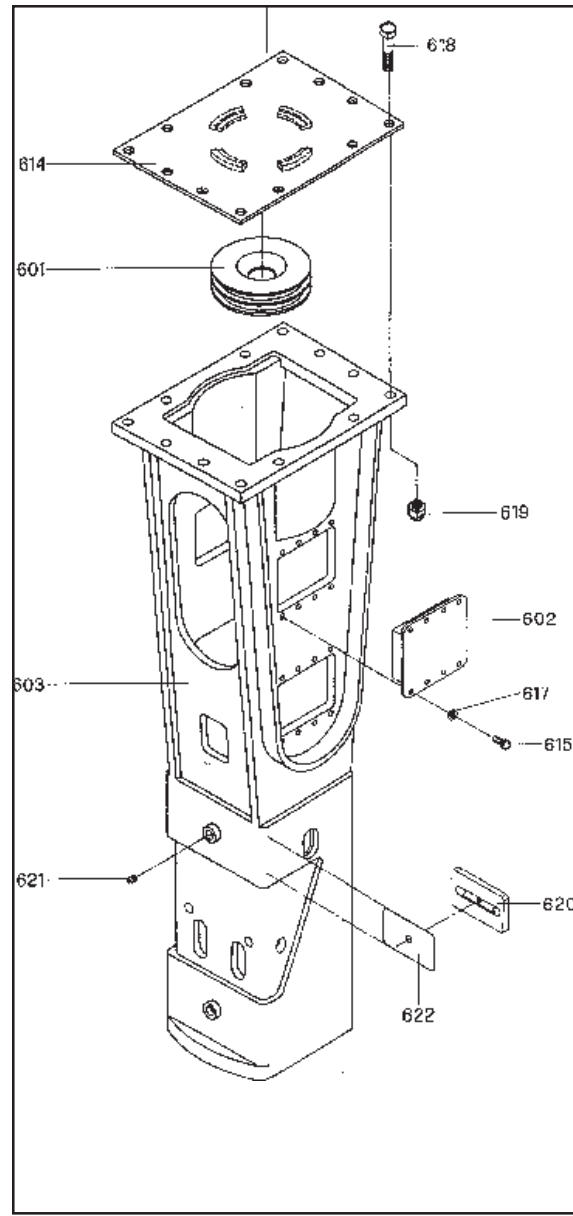
** Items with a letter after the part number have been modified, but are interchangeable with the part from the previous model. Parts with a number change are NOT interchangeable

Breaker Model:			MES 3500.3	MES 3500.4
By Serial Number:			3156-3197	from 4198
Position	Qty	Description	Part #	Part #
101	1	Chuck Housing - Bare	3501012	3501012
102	1	Chuck Bush - Ceramic	3501020CE	3501020CE
103	1	Bush Pin	3501030	3501030
104	1	Upper Bush	3501041CE	3501041CE
105	1	Spacer	3501050	3501051
106	1	Grs Nipple/Spcr Ring	NA	3501060
107	1	Plug	NA	NA
108	2	Retaining Axle	3501080	3501080
109	2	Lock Bolt	3501090	3501090
110	2	Elastic Pin	330011	330011
111	2	Spring	2701151	2701151
112	4	Nylon Plug	3501120	3501120
*	113	2 O Ring	100121	100121
	114	1 Greasing Pin	5001140	5001140
*	115	2 O Ring	100481	100481
	121	1 Seat	3501210	3501210
	122	1 Plate	3501220	3501220
	123	1 Flange	3501230	3501230
	152	1 Insert Holder	NA	3501520
		1 Insert Holder (Has Notch)	NA	3501520A
	153	1 Insert Bushing Composite	NA	3501530
		1 Insert Bushing Graphite	NA	3501535
		1 Insert Bushing Steel	NA	3501538
	154	1 Insert Circlip (5 mm)	NA	3501540
		1 Insert Circlip (8 mm)	NA	3501541
	308	4 Side Rod Nut	3503080	3503080
		1 Seal Kit (See Items with *)	3508003	3508003
		1 Chuck Housing Complete	3501002	3501002
		1 Insert Chuck Housing Complete	NA	3501002W
		1 Chisel	3509010	3509010
		1 Moil	3509100	3509100
		1 Blunt	3509030	3509030

CASE MES 3500 STD, HD & WHISPER



Standard Case



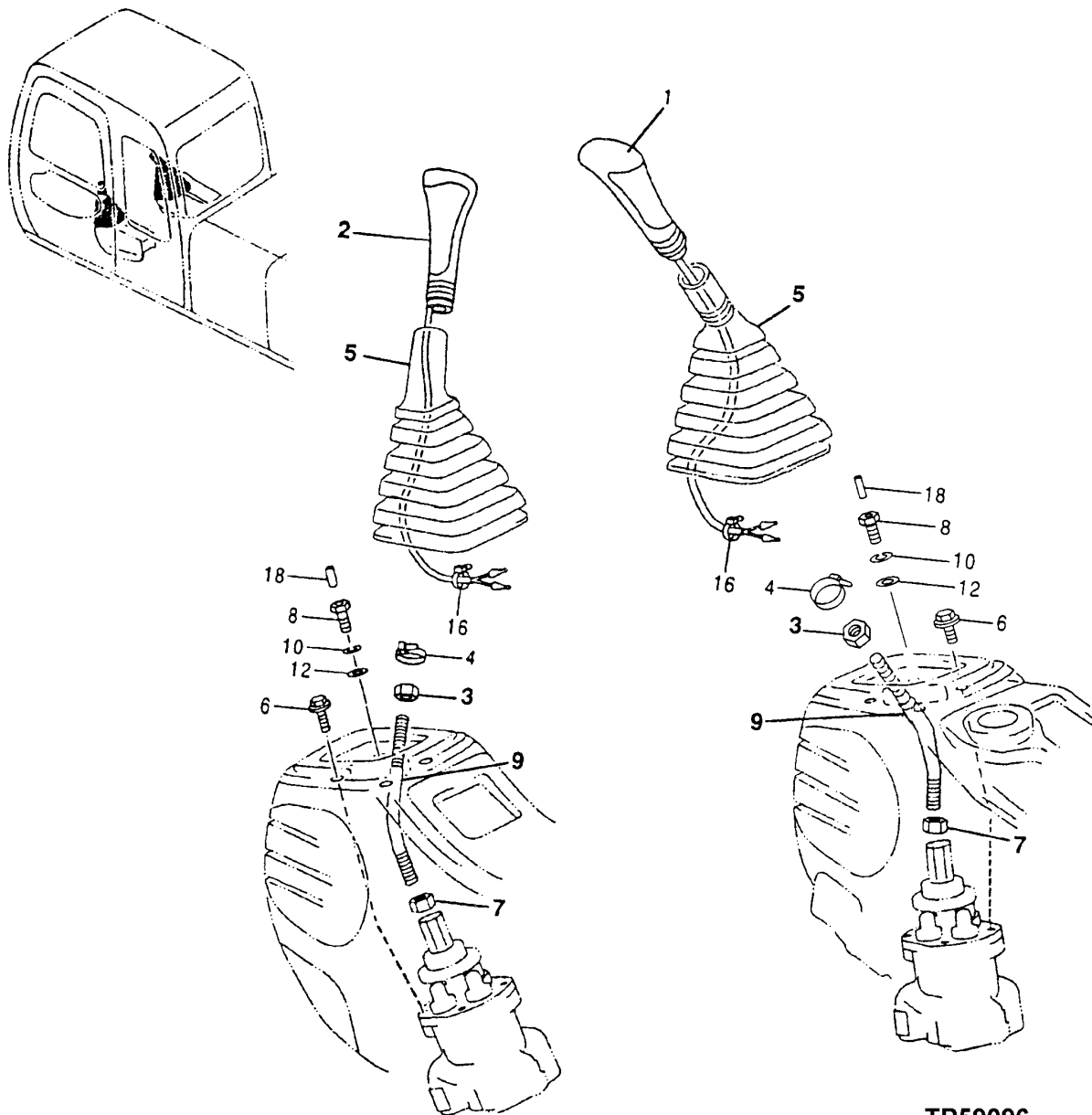
HD Case

			Std Case	HD Case	Whisper Case
Position	Qty	Description	Part #	Part #	Part #
601	1	Upper Shock Absorber	3506011	3506011	3506011
602	2	Side Shock Absorber	3506021	3506022	3006020
603	1	Casing	3506031	H3506031	H3506031W
614	1	Shock Absorber Holder	3506141	E3506141	E3506141
615	16	Shock Absorber Bolt	310011	310311	310311
617	16	Disk Lock Washer	290031	290041	290041
618	12	Top Cap Bolt	HW39523	HW39523	HW39523
618a	24	Top Cap Bolt Washer	HW39710	HW39710	HW39710
619	12	Top Cap Lock Nut	HW36804	HW36804	HW36804
620	4	Wear Plate	NA	8506200	8506200
621	4	Grease Nipple	NA	270011	270011
622	AR	Wear Plate Shim .036"	NA	8506220036	8506220036
	AR	Wear Plate Shim .048"	NA	8506220048	8506220048

ORDER REPAIR AND REPLACEMENT PARTS FROM SECTION 3315-3360 USING JOHN DEERE CAGE CODE 1J955.

TP59096 -UN-29APR98

**CONTROL LEVER
(FRONT AND SWING)**



TP59096

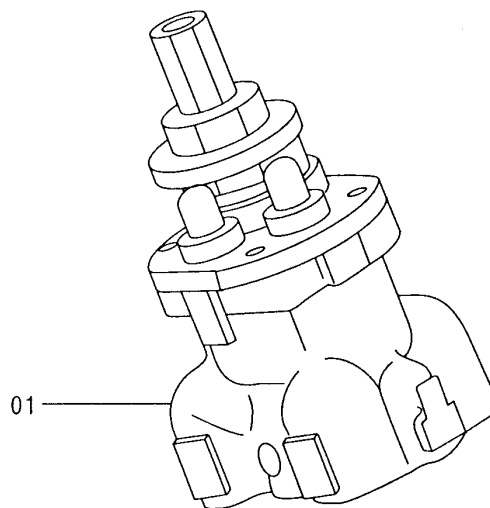
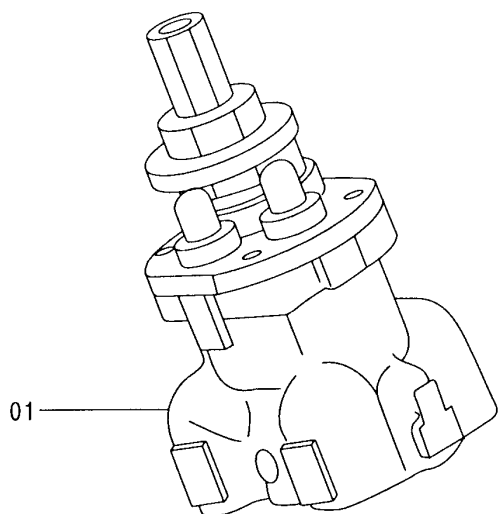
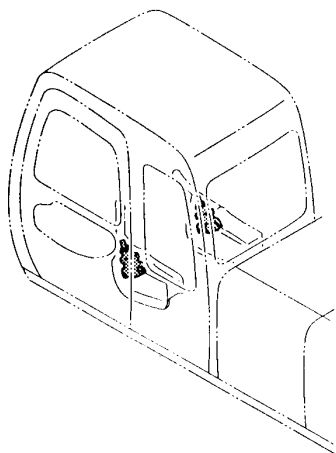
**CONTROL LEVER
(FRONT AND SWING)**

KEY	PART NO.	PART NAME	QTY	SERIAL NO.	REMARKS
1	AT213744	GRIP	1		
2	AT213743	GRIP	1		(INCLUDES HORN BUTTON)
3	14M7357	NUT	2		M12
4	H77698	TIE BAND	2		
5	AT213745	BOOT	2		
6	19M7407	CAP SCREW	6		M8 X 25
7	14M7141	NUT	2		M14
8	AT177372	SCREW	2		
9	AT177386	LEVER	2		
10	12M7065	LOCK WASHER	2		8.100 MM (0.319")
12	24M7055	WASHER	2		8.400 X 16 X 1.600 MM (0.331" X 0.630" X 0.063")
16	H77698	TIE BAND	2		
18	34M7086	SPRING PIN	2		3 X 32 MM (0.118" X 1.260")

TP47933

-UN-14MAY96

PILOT VALVE
(FRONT AND SWING)



TP47933

EXCAVATOR

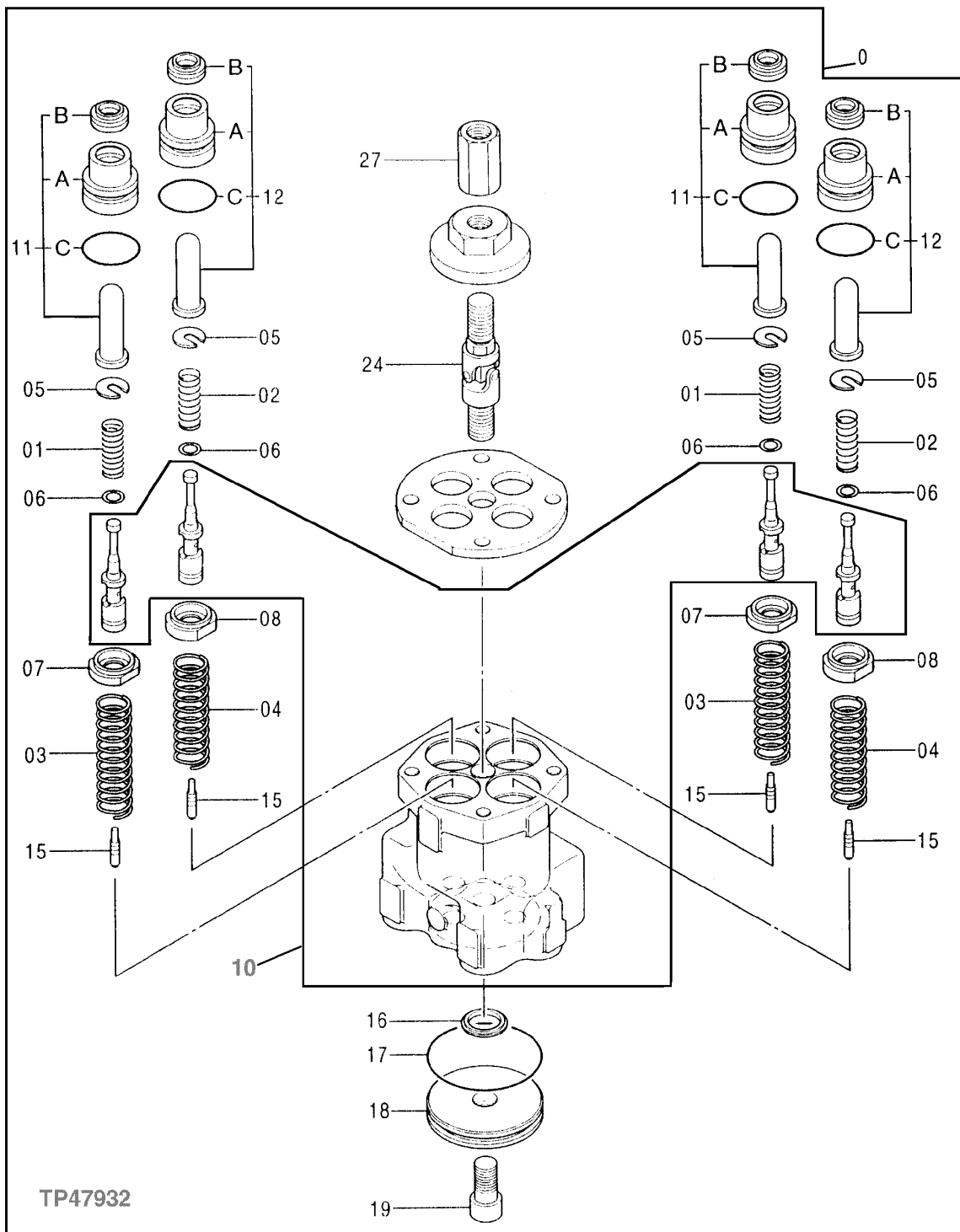
PILOT VALVE
(FRONT AND SWING)

KEY	PART NO.	PART NAME	QTY	SERIAL NO.	REMARKS
1	AT214396	VALVE	2		

TP47932

-UN-15MAY96

PILOT VALVE



TP47932

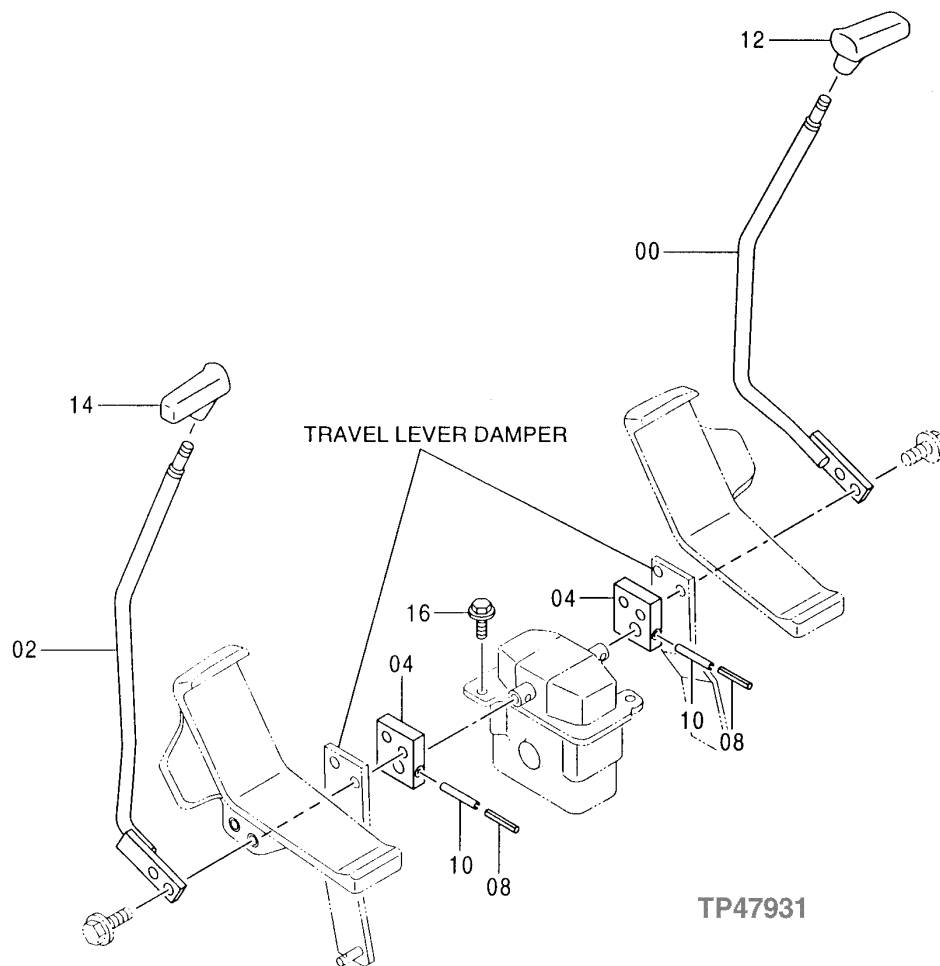
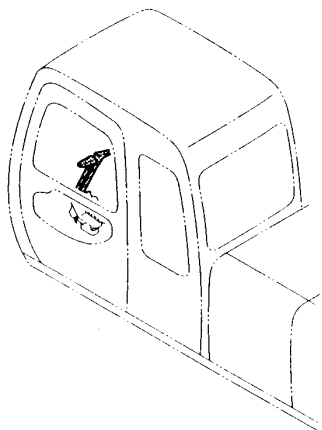
PILOT VALVE

KEY	PART NO.	PART NAME	QTY	SERIAL NO.	REMARKS
0	AT214396	VALVE	2		(FRONT AND SWING)
1	TH109212	SPRING	2		
2	TH109213	COMPRESSION SPRING	2		
3	TH109214	COMPRESSION SPRING	2		
4	AT215558	COMPRESSION SPRING	2		
5	TH109216	SPACER	4		(SUB AT154411)
6	TH109217	SHIM	20		0.100 MM (0.004")
7	TH109218	GUIDE	2		
8	TH109219	GUIDE	2		(SUB AT154412)
10	AT214342	HOUSING	1		
11	AT154538	CAP	2		
11A	BUSHING	1		(NOT AVAILABLE FOR SERVICE)
11B	AT131269	SEAL	1		
11C	U46166	O-RING	1		24.400 X 3.100 MM (0.961" X 0.122")
12	AT154540	CAP	2		
12A	BUSHING	1		(NOT AVAILABLE FOR SERVICE)
12B	AT131269	SEAL	1		
12C	U46166	O-RING	1		24.400 X 3.100 MM (0.961" X 0.122")
15	TH109228	PISTON	4		
16	AT155701	SEAL	1		
17	CH11571	PACKING	1		
18	TH109229	PLATE	1		
19	19M8168	SCREW	1		M12 X 25
24	TH109230	UNIVERSAL JOINT	1		
27	TH109232	JOINTER	1		

PROPEL CONTROL LEVER
(TRAVEL)

TP47931

-UN-14MAY96

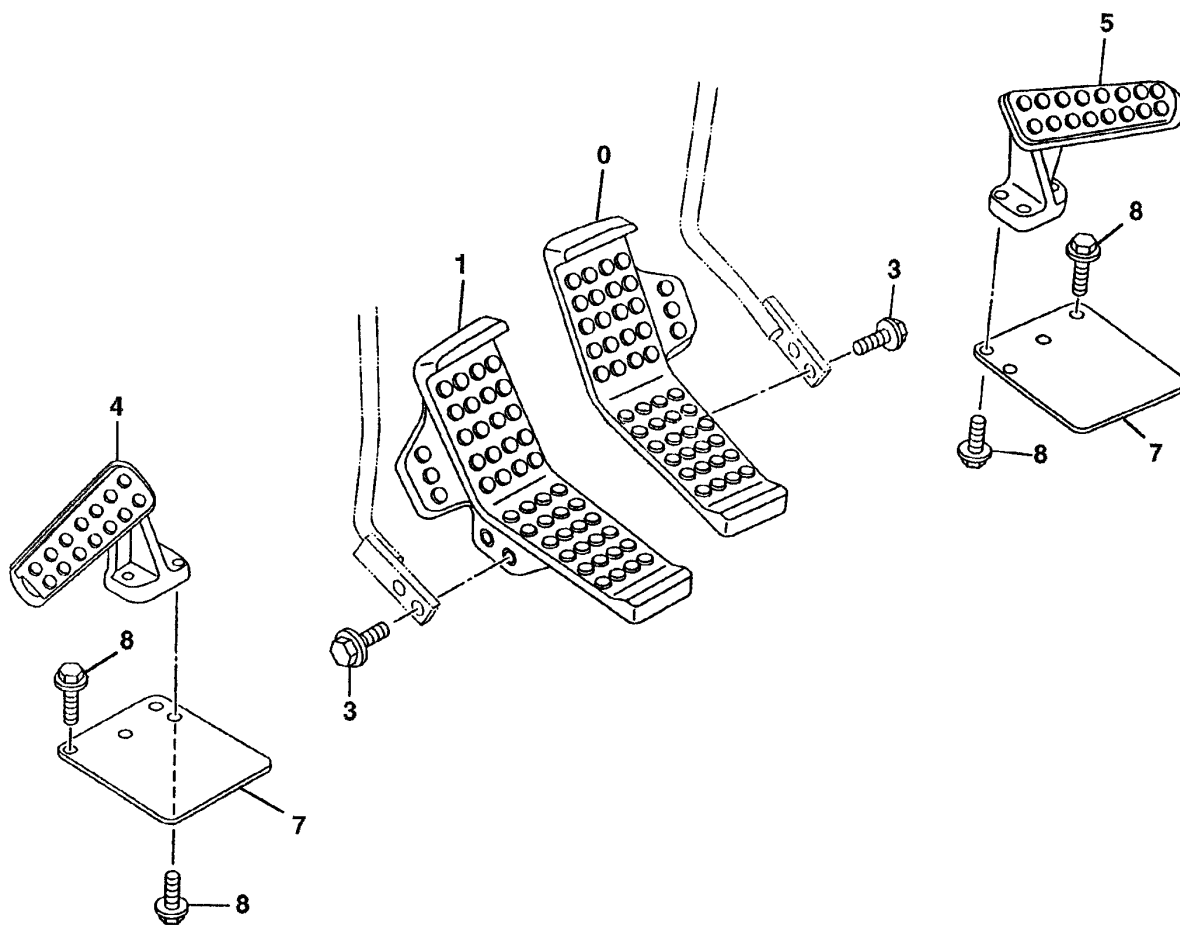


**PROPEL CONTROL LEVER
(TRAVEL)**

KEY	PART NO.	PART NAME	QTY	SERIAL NO.	REMARKS
0	AT174467	LEVER	1		
2	AT174468	LEVER	1		
4	AT174469	BRACKET	2		
8	34M7062	SPRING PIN	2		5 X 32 MM (0.197" X 1.260")
10	34M7124	SPRING PIN	2		8 X 30 MM (0.315" X 1.181")
12	AT213747	GRIP	1		
14	AT213746	GRIP	1		
16	19M8337	SCREW	2		M10 X 30
	12M7066	LOCK WASHER	2		10.200 MM (0.402")
	24M7028	WASHER	2		10.500 X 20 X 2 MM (0.413" X 0.787" X 0.079")

TP66952 -UN-25OCT99

PROPEL PEDALS



TP66952

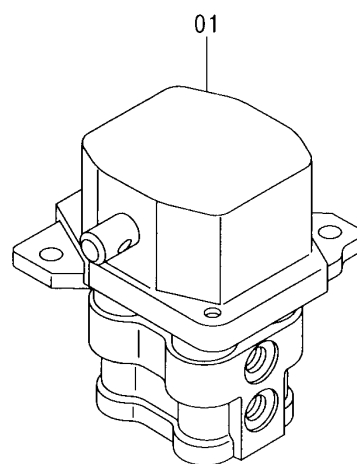
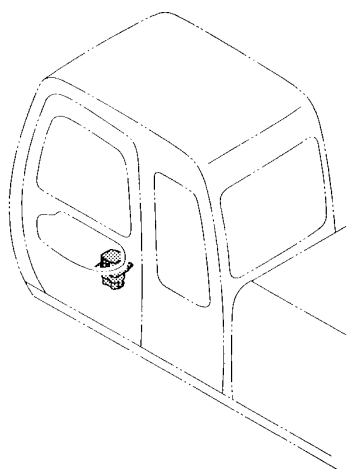
PROPEL PEDALS

KEY	PART NO.	PART NAME	QTY	SERIAL NO.	REMARKS
0	AT202292	PEDAL	1		
1	AT202291	PEDAL	1		
3	19M7935	CAP SCREW	4	M10 X 55	
4	AT154055	FOOTREST	1		
5	AT154056	FOOTREST	1		
7	AT154127	COVER	2		
8	12M7066	LOCK WASHER	8	10.200 MM (0.402")	
	19M7550	CAP SCREW	8	M10 X 35	

TP59097

-UN-25APR98

PROPEL PILOT VALVE



TP59097

EXCAVATOR

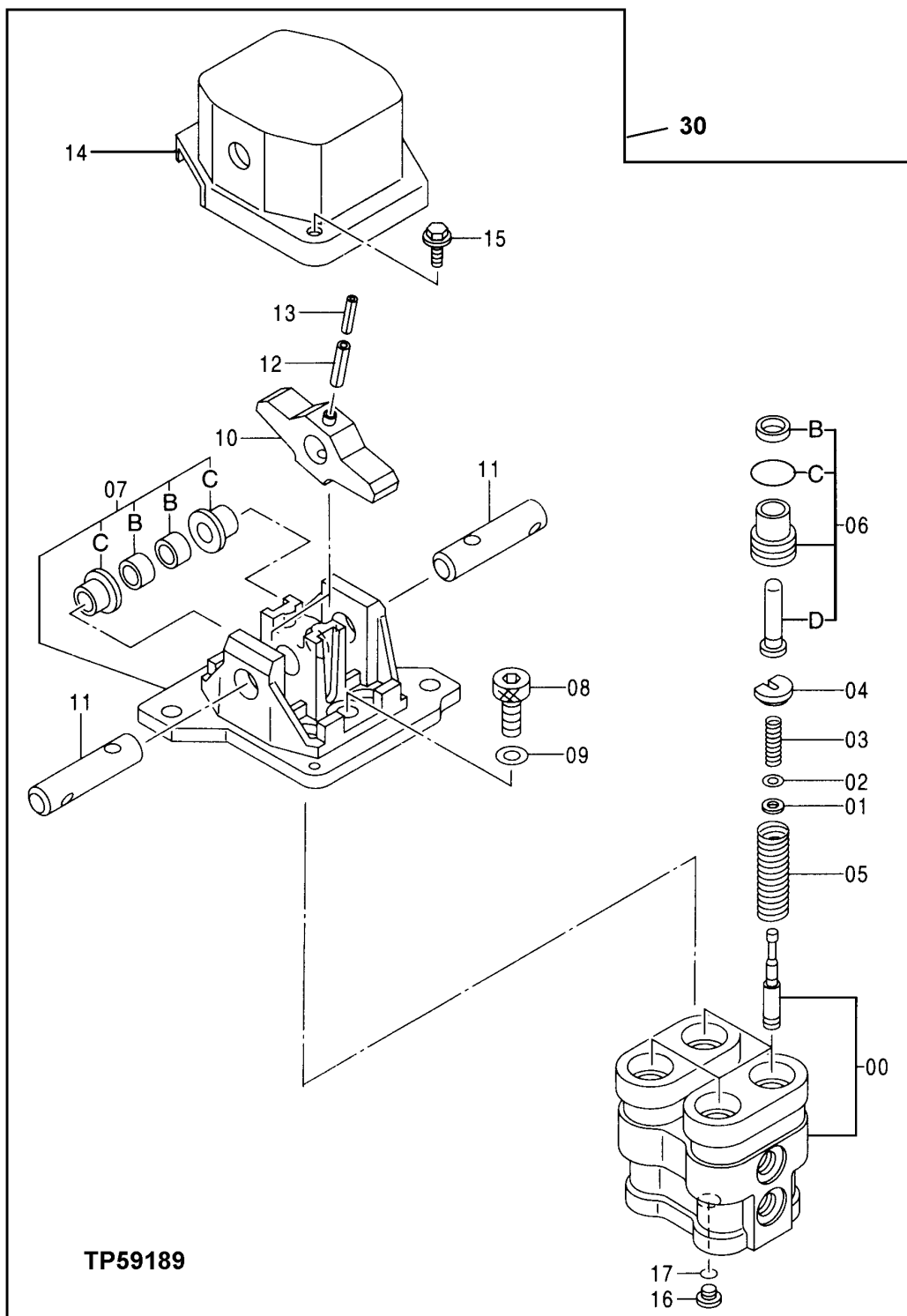
PROPEL PILOT VALVE

KEY	PART NO.	PART NAME	QTY	SERIAL NO.	REMARKS
1	AT250260	VALVE	1		

TP59189

-UN-09JUN98

PROPEL PILOT VALVE



TP59189

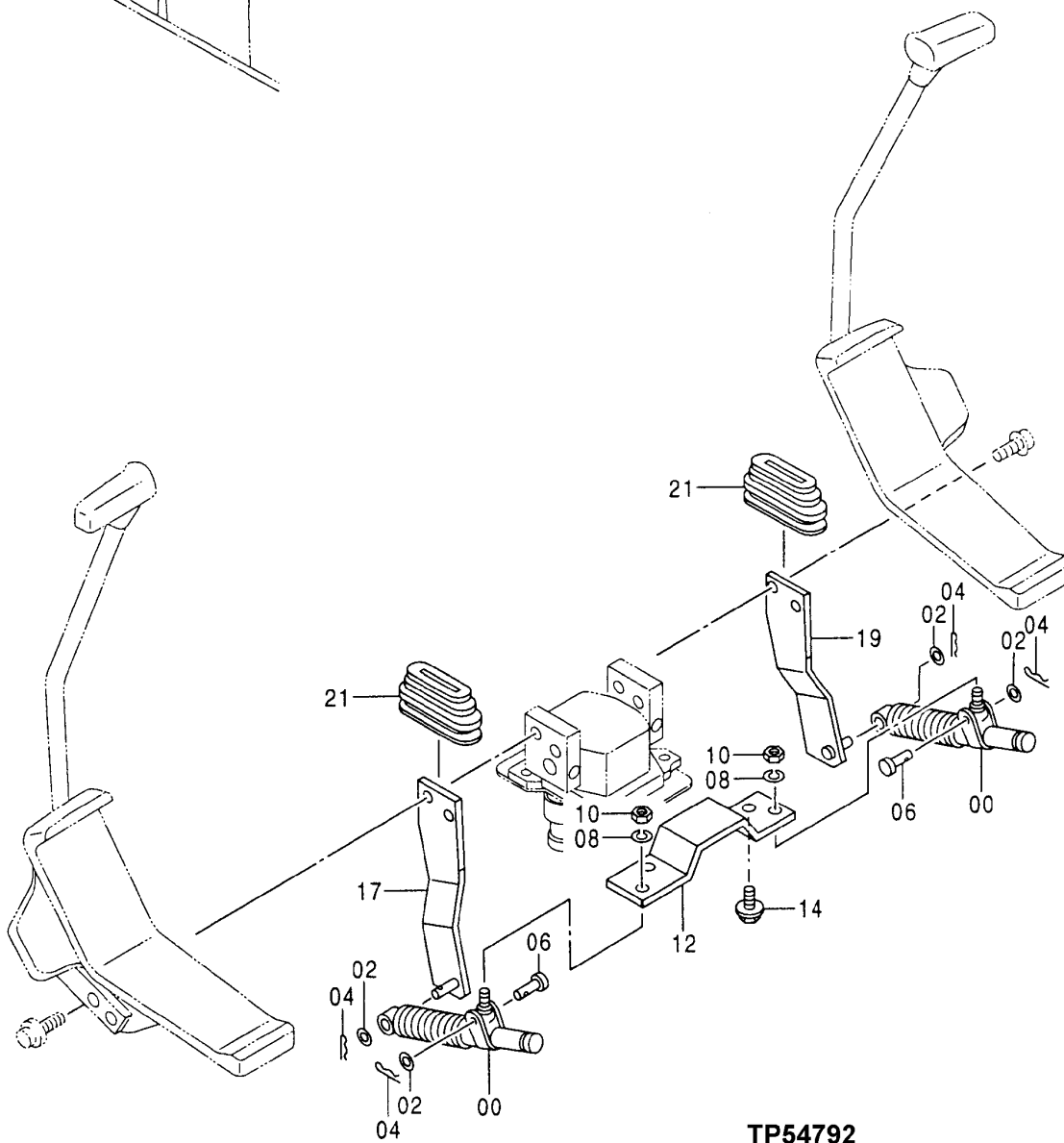
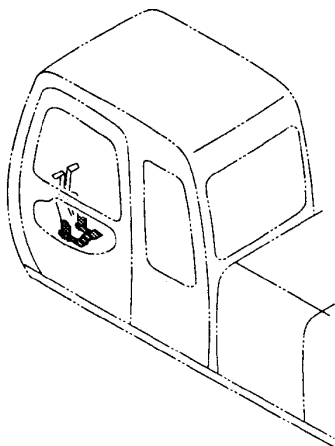
PROPEL PILOT VALVE

KEY	PART NO.	PART NAME	QTY	SERIAL NO.	REMARKS
0	AT216001	HOUSING	1		
1	AT215885	SPACER	4		
2	T108159	SHIM	12		0.100 MM (0.004")
3	AT215954	COMPRESSION SPRING	4		
4	AT215948	GUIDE	4		
5	AT215955	COMPRESSION SPRING	4		
6	AT216016	PLUNGER	4		
6B	AT215897	SEAL	1		
6C	CH11562	PACKING	1		
6D	AT215869	PLUNGER	1		
7	AT216007	HOLDER	1		
7B	TH111963	BUSHING	2		16.073 X 18.073 X 10 MM (0.633" X 0.712" X 0.394")
7C	AT154947	BUSHING	2		
8	AT213614	SCREW	2		
9	12M7066	LOCK WASHER	2		10.200 MM (0.402")
10	AT181980	CAM	2		
11	TH109244	PIN	2		16 X 68 MM (0.630" X 2.677")
12	34M6402	SPRING PIN	2		8 X 28 MM (0.315" X 1.102")
13	TH111654	SPRING PIN	2		4.750 X 28 MM (0.187" X 1.102")
14	AT215851	COVER	1		
15	19M7923	CAP SCREW	2		M6 X 12
	12M7006	LOCK WASHER	2		6.100 MM (0.240")
	24M7054	WASHER	2		6.400 X 12 X 1.600 MM (0.252" X 0.472" X 0.063")
16	TH111351	DRAIN PLUG	1		
17	CH11561	PACKING	1		
30	AT250260	VALVE	1		

TP54792

-UN-03JUN97

PROPEL LEVER DAMPENR

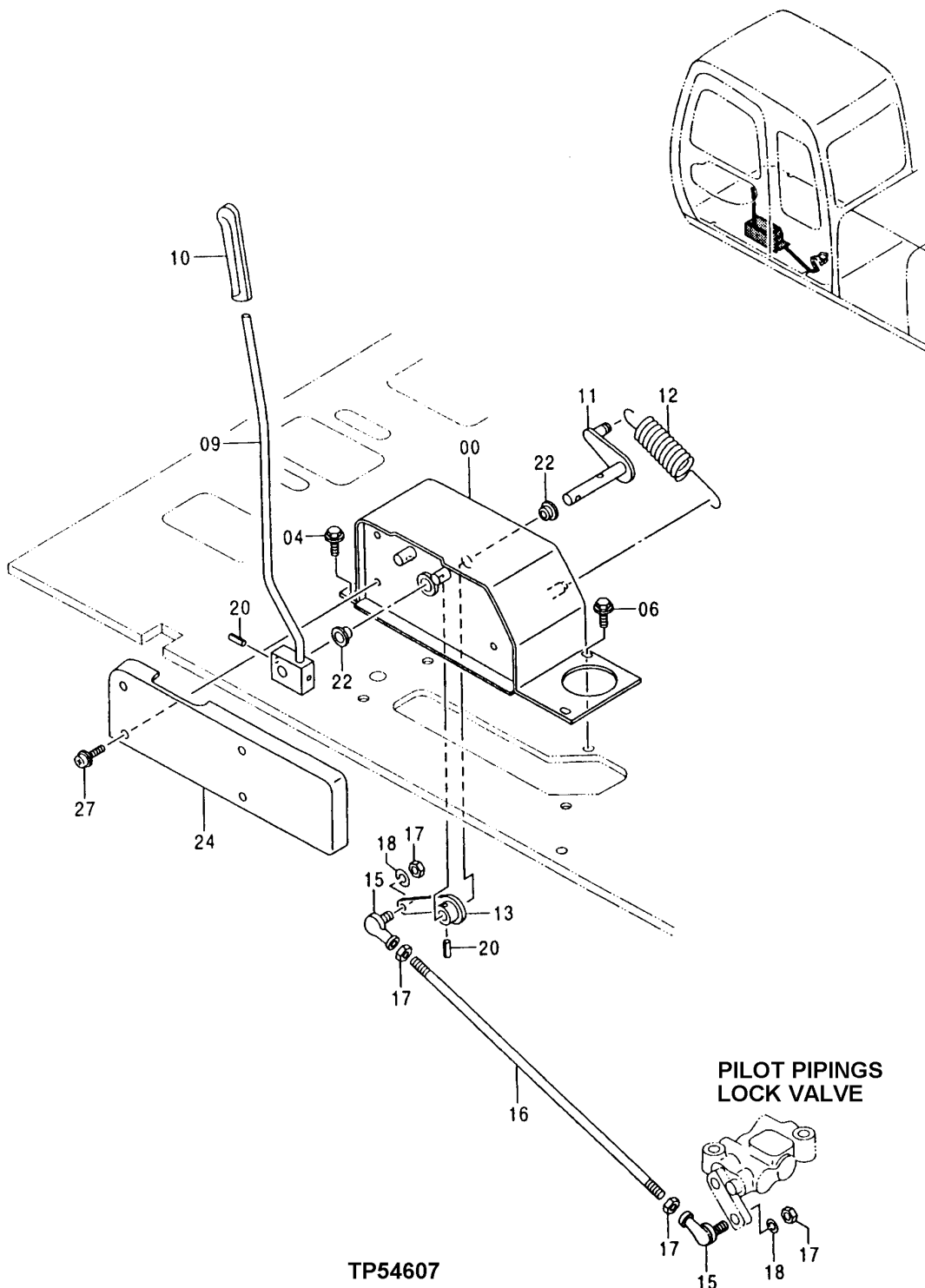


PROPEL LEVER DAMPENER

KEY	PART NO.	PART NAME	QTY	SERIAL NO.	REMARKS
0	TH108384	TORSIONAL DAMPENER	2		
2	24M7055	WASHER	4		8.400 X 16 X 1.600 MM (0.331" X 0.630" X 0.063")
4	H132922	COTTER PIN	4		
6	TH108385	PIN	2		8 X 29 MM (0.315" X 1.142")
8	12M7065	LOCK WASHER	2		8.100 MM (0.319")
10	14M7273	NUT	2		M8
12	AT215938	BRACKET	1		
14	12M7066	LOCK WASHER	2		10.200 MM (0.402")
	19M7938	CAP SCREW	2		M10 X 20
17	AT202380	BRACKET	1		
19	AT202379	BRACKET	1		
21	AT215876	BOOT	2		(SUB FOR AT215876, THIS APPLICATION)

TP54607 -UN-22FEB97

LOCK LEVER

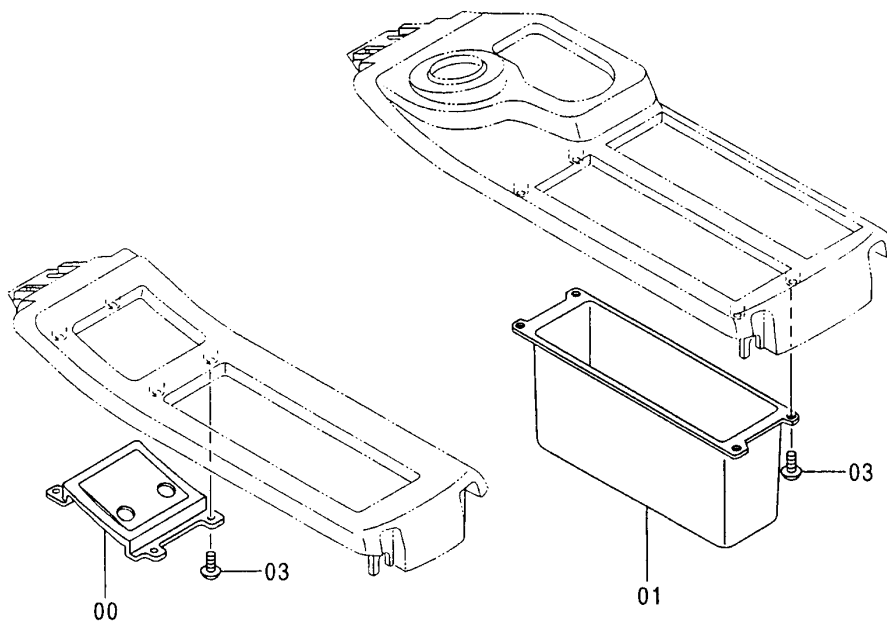
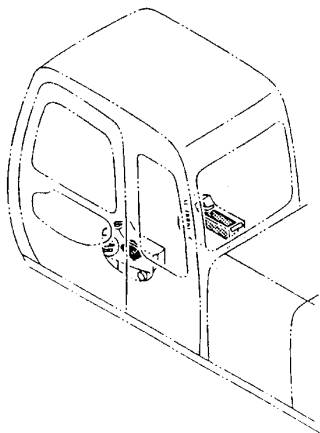


LOCK LEVER

KEY	PART NO.	PART NAME	QTY	SERIAL NO.	REMARKS
0	AT217849	BOX	1		
4	12M7066	LOCK WASHER	2	10.200 MM (0.402")	
	19M7402	CAP SCREW	2	M10 X 25	
6	12M7066	LOCK WASHER	2	10.200 MM (0.402")	
	24M7028	WASHER	2	10.500 X 20 X 2 MM (0.413" X 0.787" X 0.079")	
	19M7402	CAP SCREW	2	M10 X 25	
9	AT214361	LEVER	1		
10	AT154122	GRIP	1		
11	AT214358	LINK	1		
12	TH108392	EXTENSION SPRING	1		
13	AT177400	LEVER	1		
15	T110021	BALL JOINT SOCKET	2		
16	AT154262	STUD	1		
17	14M7273	NUT	4	M8	
18	12M7065	LOCK WASHER	2	8.100 MM (0.319")	
20	34M6402	SPRING PIN	2	8 X 28 MM (0.315" X 1.102")	
22	AT177401	BUSHING	2	16.100 X 20.100 X 12 MM (0.634" X 0.791" X 0.472")	
24	AT213737	COVER	1		
27	AT213612	SCREW, WITH WASHER	4		

TP48093 -UN-05AUG96

CONSOLE COVER



TP48093

EXCAVATOR

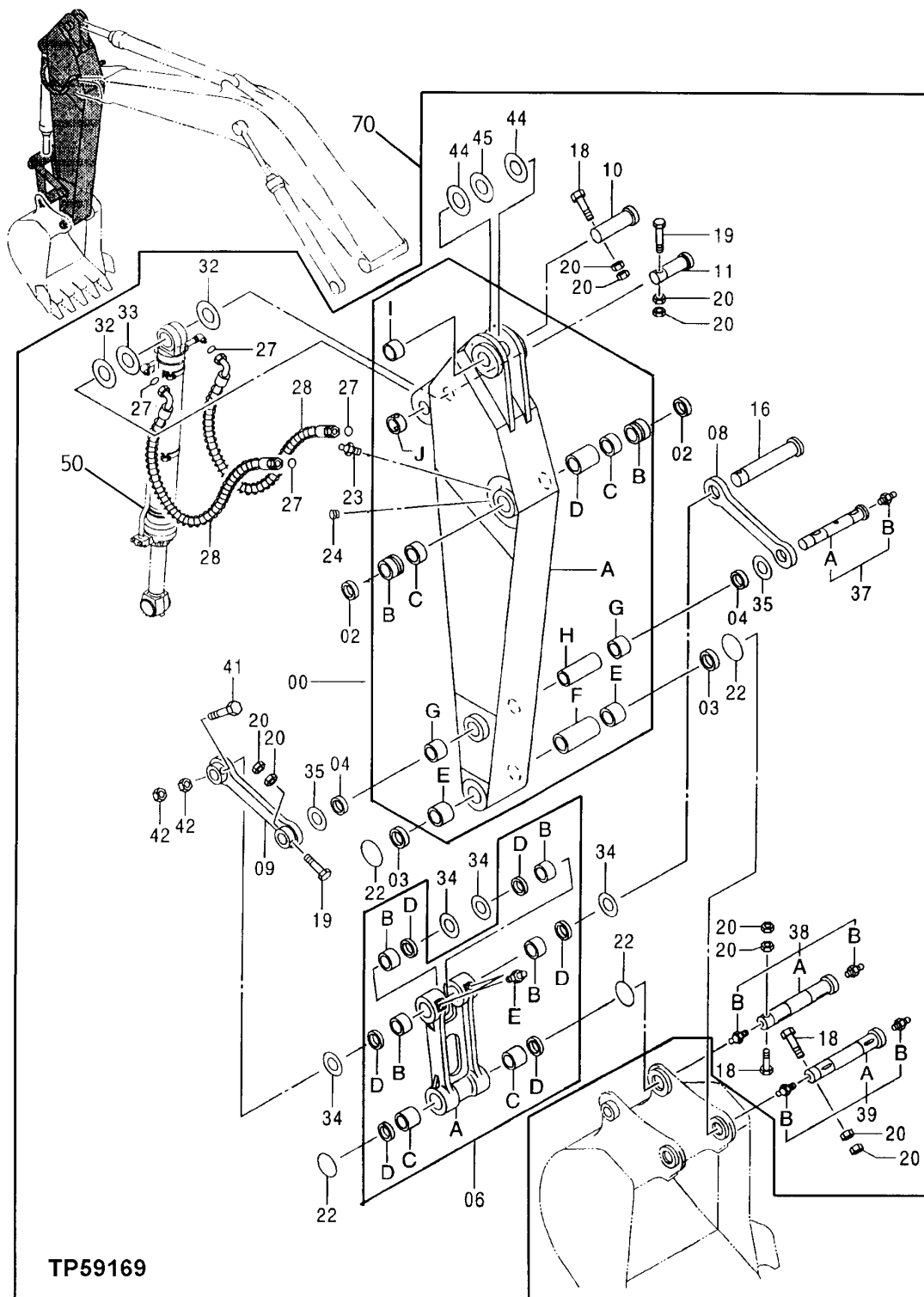
CONSOLE COVER

KEY	PART NO.	PART NAME	QTY	SERIAL NO.	REMARKS
0	AT215485	PANEL	1		
1	AT213782	TRAY	1		
3	AT214011	SCREW	8		

TP59169

-UN-16JUN98

SHORT ARM 2.66 M



TP59169

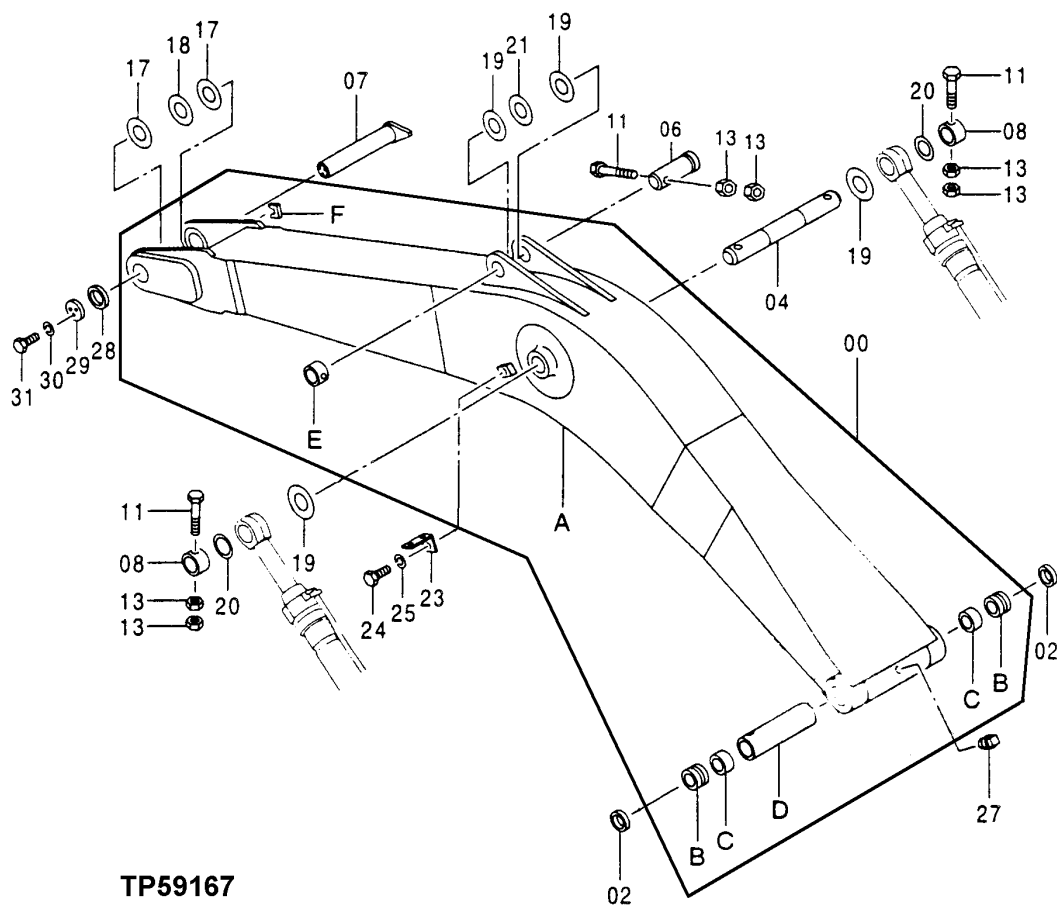
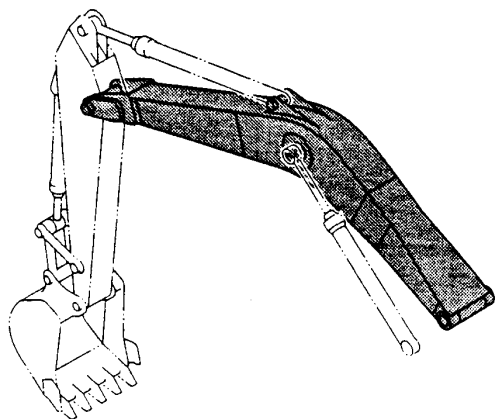
SHORT ARM 2.66 M

KEY	PART NO.	PART NAME	QTY	SERIAL NO.	REMARKS
0	AT183133	ARM	1		(CONVENIENCE ASSEMBLY)
0A	ARM	1		
0B	AT250025	BUSHING	2		
0C	AT250026	BUSHING	2		
0D	AT250031	SPACER	1		
0E	AT250027	BUSHING	2		
0F	AT250033	SPACER	1		
0G	AT217787	BUSHING	2		
0H	AT250032	SPACER	1		
0I	AT131769	STOP	1		
0J	TH102409	BUSHING	1		92.075 X 120.650 X 50.800 MM (3-5/8" X 4-3/4" X 2")
2	TH103200	SEAL	2		
3	TH102411	SEAL	2		
4	TH102445	SEAL	2		
6	AT250209	LINK	1		
6A	LINK	1		
6B	AT250028	BUSHING	4		
6C	AT250027	BUSHING	2		
6D	TH102411	SEAL	6		
6E	TH100074	LUBRICATION FITTING	2		
8	AT200979	LINK	1		
9	AT250240	LINK	1		
10	AT219637	PIN	1		
11	AT219638	PIN	1		
16	AT219655	PIN	1		
18	19M8100	CAP SCREW	3		M20 X 180
19	19M8503	CAP SCREW	2		M20 X 160
20	14M7277	NUT	10		M20
22	TH103229	O-RING	4		
23	TH100074	LUBRICATION FITTING	2		
24	TH100689	FITTING PLUG	2		
27	T76938	O-RING	4		23.520 X 1.778 MM (0.926" X 0.070")
28	AT250127	HYDRAULIC HOSE	2		
32	AT217822	WEAR PLATE	2		
33	AT250023	WEAR PLATE	1		
34	AT250076	WEAR PLATE	4		
35	AT250077	WEAR PLATE	2		
37	PIN	1		
37A	TH111181	PIN	1		
37B	TH100074	LUBRICATION FITTING	1		
38	PIN	1		
38A	TH112086	PIN	1		
38B	TH100074	LUBRICATION FITTING	2		
39	PIN	1		
39A	AT164648	PIN	1		
39B	TH100074	LUBRICATION FITTING	2		
41	AT128457	BOLT	1		M22 X 200
42	TH102457	NUT	2		M22
44	AT250073	WEAR PLATE	2		
45	AT250074	WEAR PLATE	1		
50	CYLINDER	1		(BUCKET) (FOR DETAIL SEE SEPARATE PAGE)
70	AT183130	ARM	1		(INCLUDES STANDARD ARM, BUCKET CYLINDER, HOSES, AND LINKAGE)

TP59167

-UN-02JUN98

BOOM



TP59167

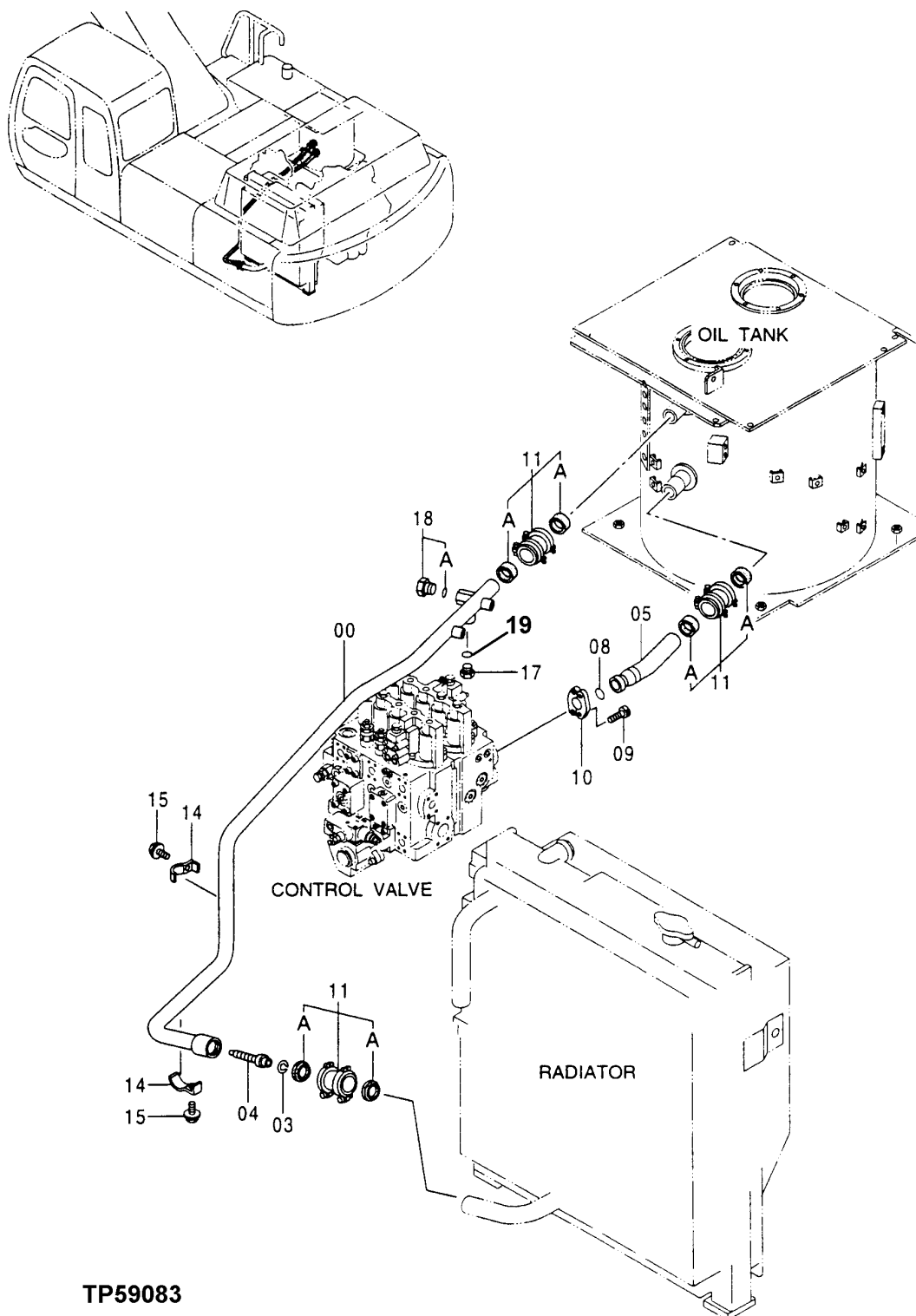
EXCAVATOR

BOOM

KEY	PART NO.	PART NAME	QTY	SERIAL NO.	REMARKS
0	AT250169	EXCAVATOR BOOM	1		
0A	EXCAVATOR BOOM	1		
0B	AT250025	BUSHING	2		
0C	AT250026	BUSHING	2		
0D	AT250030	SPACER	1		
0E	AT131769	STOP	1		
0F	AT201753	STOP	1		
2	TH103200	SEAL	2		
4	AT219636	PIN	1		
6	AT219637	PIN	1		
7	AT250452	PIN	1		
8	AT131769	STOP	2		
11	19M8100	CAP SCREW	3		M20 X 180
13	14M7277	NUT	6		M20
17	AT250013	WEAR PLATE	2		
18	AT250014	WEAR PLATE	1		
19	AT250073	WEAR PLATE	4		
20	AT250075	WEAR PLATE	2		
21	AT250074	WEAR PLATE	1		
23	TH111685	BRACKET	1		
24	TH104071	CAP SCREW	1		M14 X 25
25	12H317	LOCK WASHER	1		14.288 MM (9/16")
27	TH100667	FITTING PLUG	1		
28	AT250453	WASHER	1		
29	AT250454	RETAINER	1		
30	12M7070	LOCK WASHER	3		20.200 MM (0.795")
31	AT201957	BOLT	3		

TP59083 -UN-20APR98

RETURN PIPINGS



TP59083

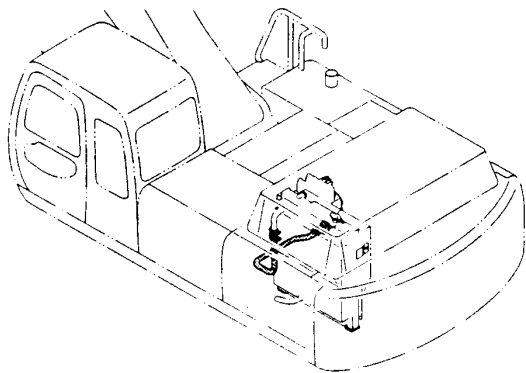
RETURN PIPINGS

KEY	PART NO.	PART NAME	QTY	SERIAL NO.	REMARKS
0	AT250212	OIL LINE	1		
3	40M7225	SNAP RING	1		
4	AT201043	VALVE	1		
5	AT250270	OIL LINE	1		
8	T72216	O-RING	1		37.694 X 3.531 MM (1-31/64" X 0.139")
9	AT214412	BOLT	4		(SUB FOR P61967)
10	R29867	FLANGE FITTING	2		
11	TH102945	COUPLING	3		
11A	TH106967	SEAL	2		
14	TH101030	CLAMP	2		
15	19M7753	CAP SCREW	2		M12 X 70
	12H301	LOCK WASHER	2		12.700 MM (1/2")
17	TH109285	PIPE PLUG	1		
18	AT126200	FITTING	1		
18A	TH101926	O-RING	1		28.700 X 3.500 MM (1.130" X 0.138")
19	CH11570	O-RING	1		13.800 X 2.400 MM (0.543" X 0.094")

TP59084

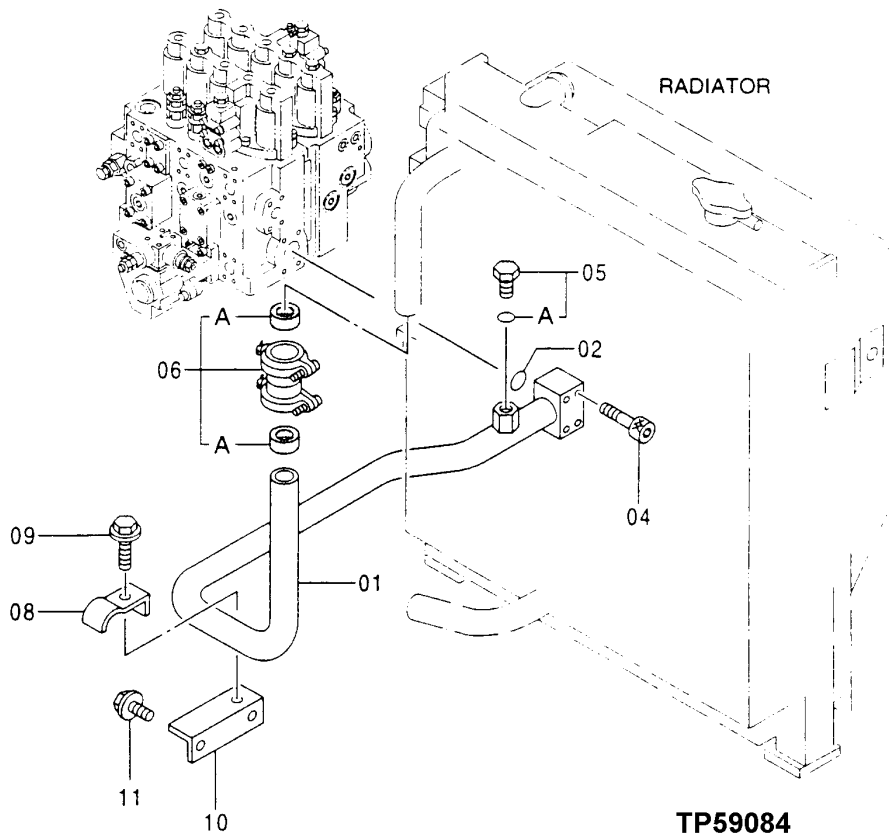
-UN-20APR98

RETURN PIPINGS



CONTROL VALVE

RADIATOR



TP59084

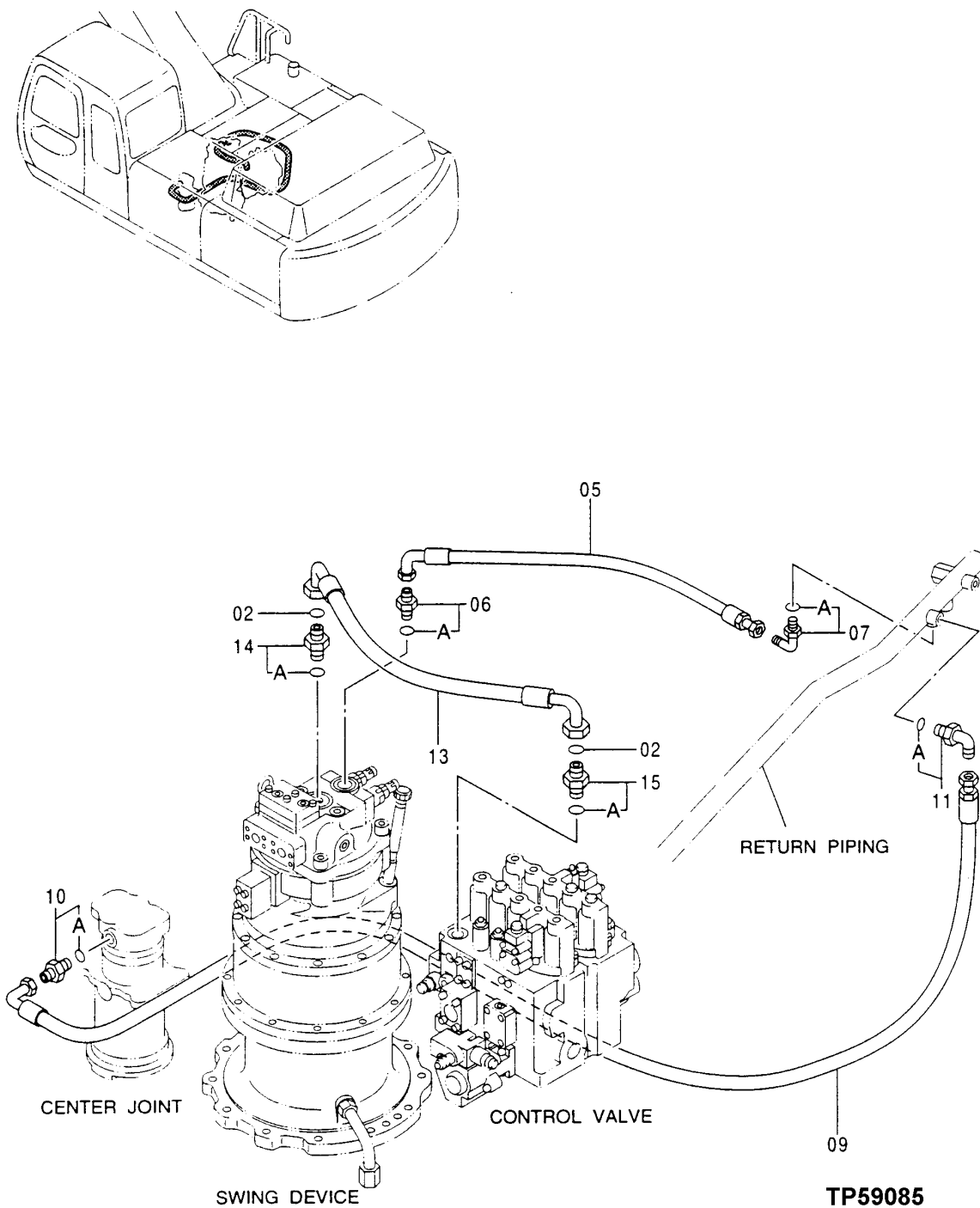
RETURN PIPINGS

KEY	PART NO.	PART NAME	QTY	SERIAL NO.	REMARKS
1	AT250227	OIL LINE	1		
2	TH101014	O-RING	1		49.400 X 3.100 MM (1.945" X 0.122")
4	AT250280	SCREW	4		
5	AT126200	FITTING	1		
5A	TH101926	O-RING	1		28.700 X 3.500 MM (1.130" X 0.138")
6	TH102945	COUPLING	1		
6A	TH106967	SEAL	2		
8	TH101030	CLAMP	1		
9	19M7753	CAP SCREW	1		M12 X 70
	12H301	LOCK WASHER	1		12.700 MM (1/2")
10	AT250273	BRACKET	1		
11	19M7402	CAP SCREW	2		M10 X 25
	12M7066	LOCK WASHER	2		10.200 MM (0.402")
	24M7028	WASHER	2		10.500 X 20 X 2 MM (0.413" X 0.787" X 0.079")

TP59085

-UN-20APR98

DRAIN PIPINGS

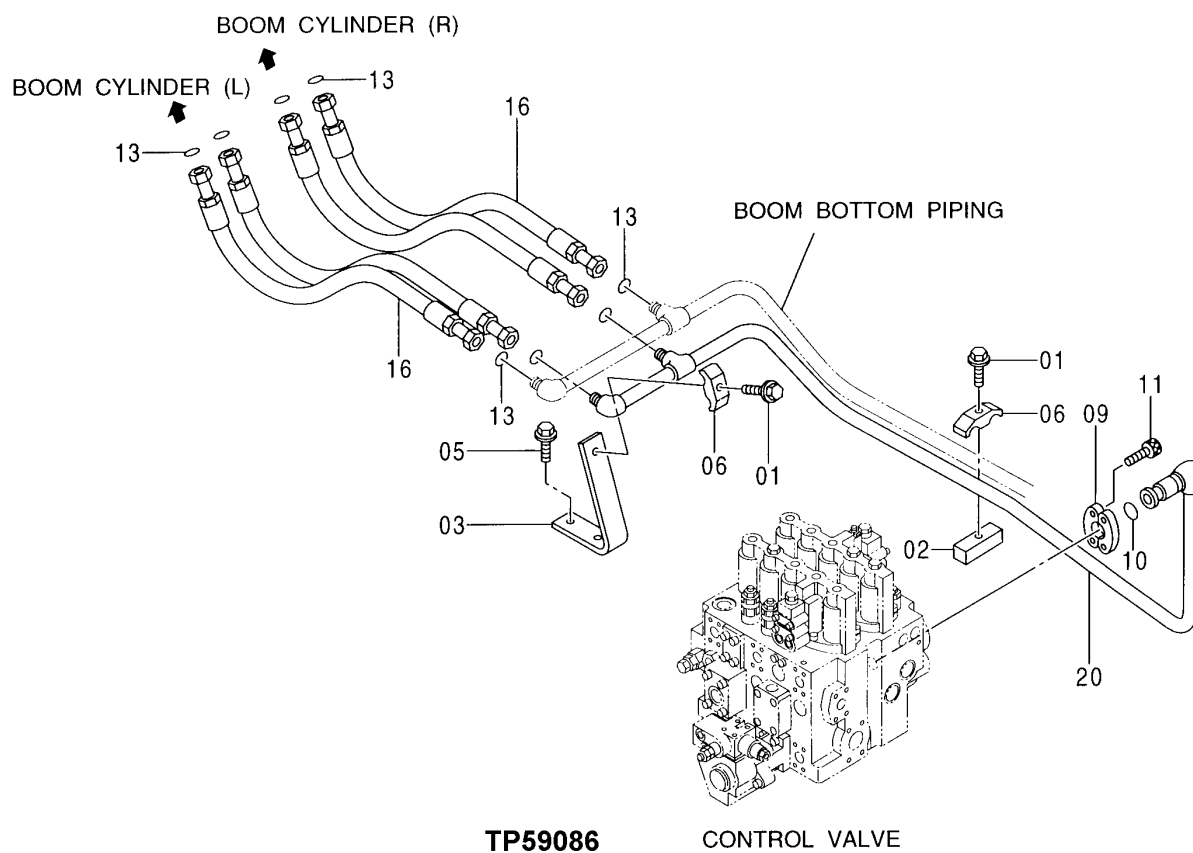
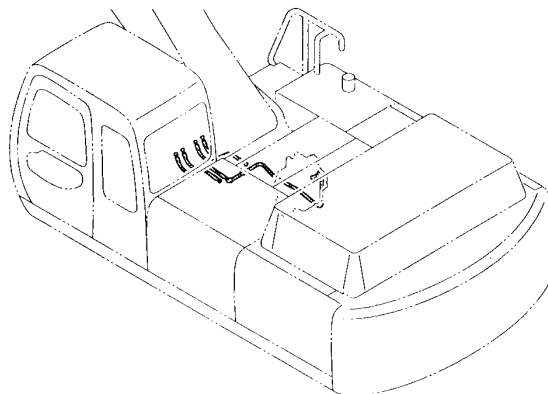


DRAIN PIPINGS

KEY	PART NO.	PART NAME	QTY	SERIAL NO.	REMARKS
2	T76938	O-RING	2		23.520 X 1.778 MM (0.926" X 0.070")
5	AT217770	HYDRAULIC HOSE - FABRICATE	1		
6	TH108400	ADAPTER	1		
6A	U46489	O-RING	1		17.800 X 2.400 MM (0.701" X 0.094")
7	TH101047	ELBOW FITTING	1		
7A	CH11570	O-RING	1		13.800 X 2.400 MM (0.543" X 0.094")
9	AT219673	HYDRAULIC HOSE	1		
10	AT131902	ADAPTER	1		
10A	CH11570	O-RING	1		13.800 X 2.400 MM (0.543" X 0.094")
11	AT130819	ELBOW FITTING	1		
11A	CH11570	O-RING	1		13.800 X 2.400 MM (0.543" X 0.094")
13	AT250088	HYDRAULIC HOSE	1		
14	AT114853	ADAPTER	1		
14A	TH101926	O-RING	1		28.700 X 3.500 MM (1.130" X 0.138")
15	AT107394	ADAPTER	1		
15A	TH100055	O-RING	1		23.700 X 3.500 MM (0.933" X 0.138")

TP59086 -UN-20APR98

MAIN PIPINGS



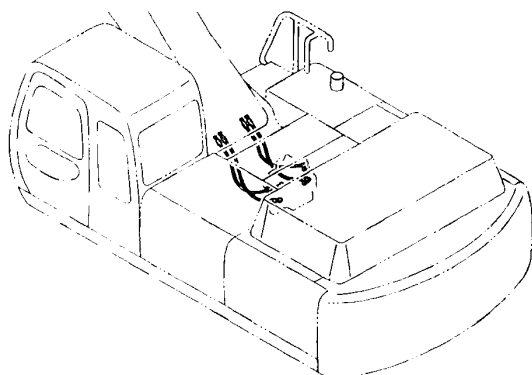
MAIN PIPINGS

KEY	PART NO.	PART NAME	QTY	SERIAL NO.	REMARKS
1	19M7753	CAP SCREW	2	M12 X 70	
	12H301	LOCK WASHER	2	12.700 MM (1/2")	
2	STRAP	1	(AT155254 NOT AVAILABLE FOR SERVICE)	
3	TH111310	SUPPORT	1		
5	19M8011	CAP SCREW	2	M12 X 30	
	12M7067	LOCK WASHER	2	12.200 MM (0.480")	
6	TH108314	CLAMP	2		
9	R29424	FLANGE FITTING	2		
10	T59014	O-RING	1	24.994 X 3.531 MM (63/64" X 0.139")	
11	AT213614	SCREW	4		
13	T76938	O-RING	8	23.520 X 1.778 MM (0.926" X 0.070")	
16	AT172092	HYDRAULIC HOSE - FABRICATE	4		
20	AT250211	HYDRAULIC LINE	1		

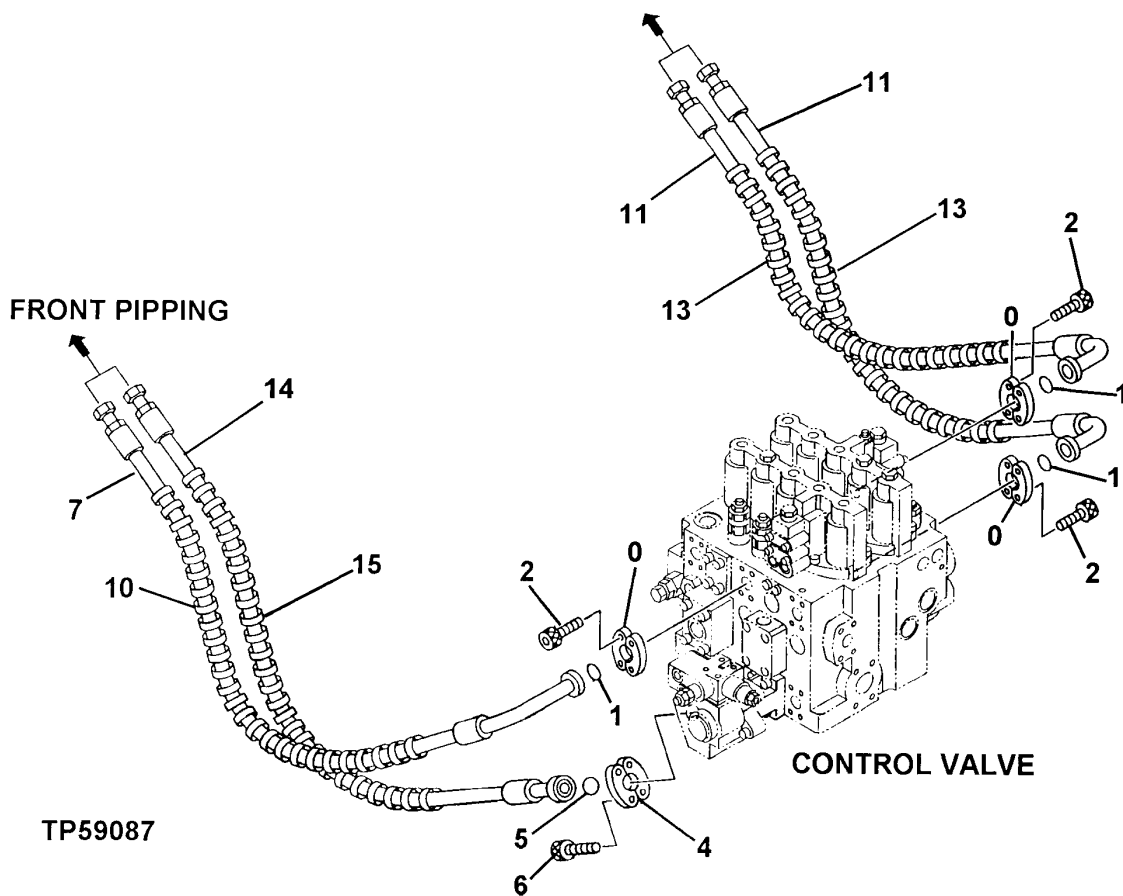
TP59087

-UN-24APR98

MAIN PIPINGS



FRONT PIPING



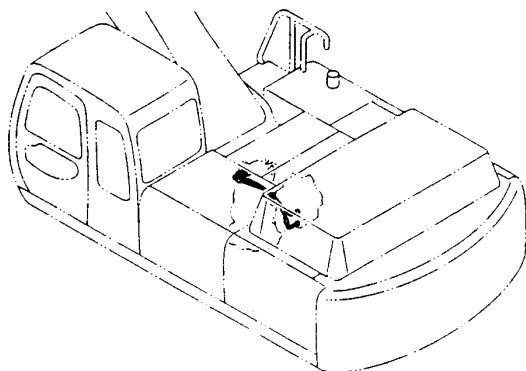
MAIN PIPINGS

KEY	PART NO.	PART NAME	QTY	SERIAL NO.	REMARKS
0	H61354	FLANGE FITTING	6		
1	T78313	O-RING	3		32.918 X 3.531 MM (1.296" X 0.139")
2	AT213614	SCREW	12		
4	R29867	FLANGE FITTING	2		
5	T72216	O-RING	1		37.694 X 3.531 MM (1-31/64" X 0.139")
6	AT214412	BOLT	4		(SUB FOR P61967)
7	AT250056	HYDRAULIC HOSE	1		
10	AT213832	HOSE GUARD	3		
11	AT250055	HYDRAULIC HOSE	2		
13	AT213832	HOSE GUARD	4		
14	AT250143	HYDRAULIC HOSE	1		
15	AT213832	HOSE GUARD	2		

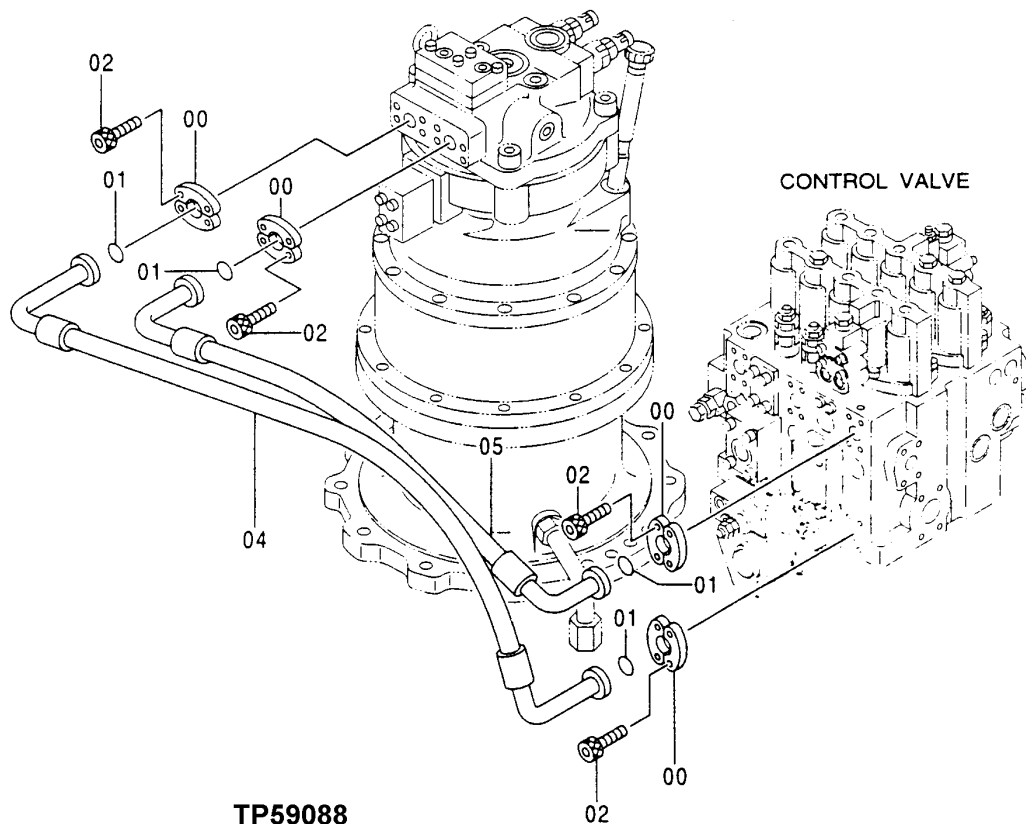
TP59088

-UN-17APR98

MAIN PIPINGS



SWING DEVICE



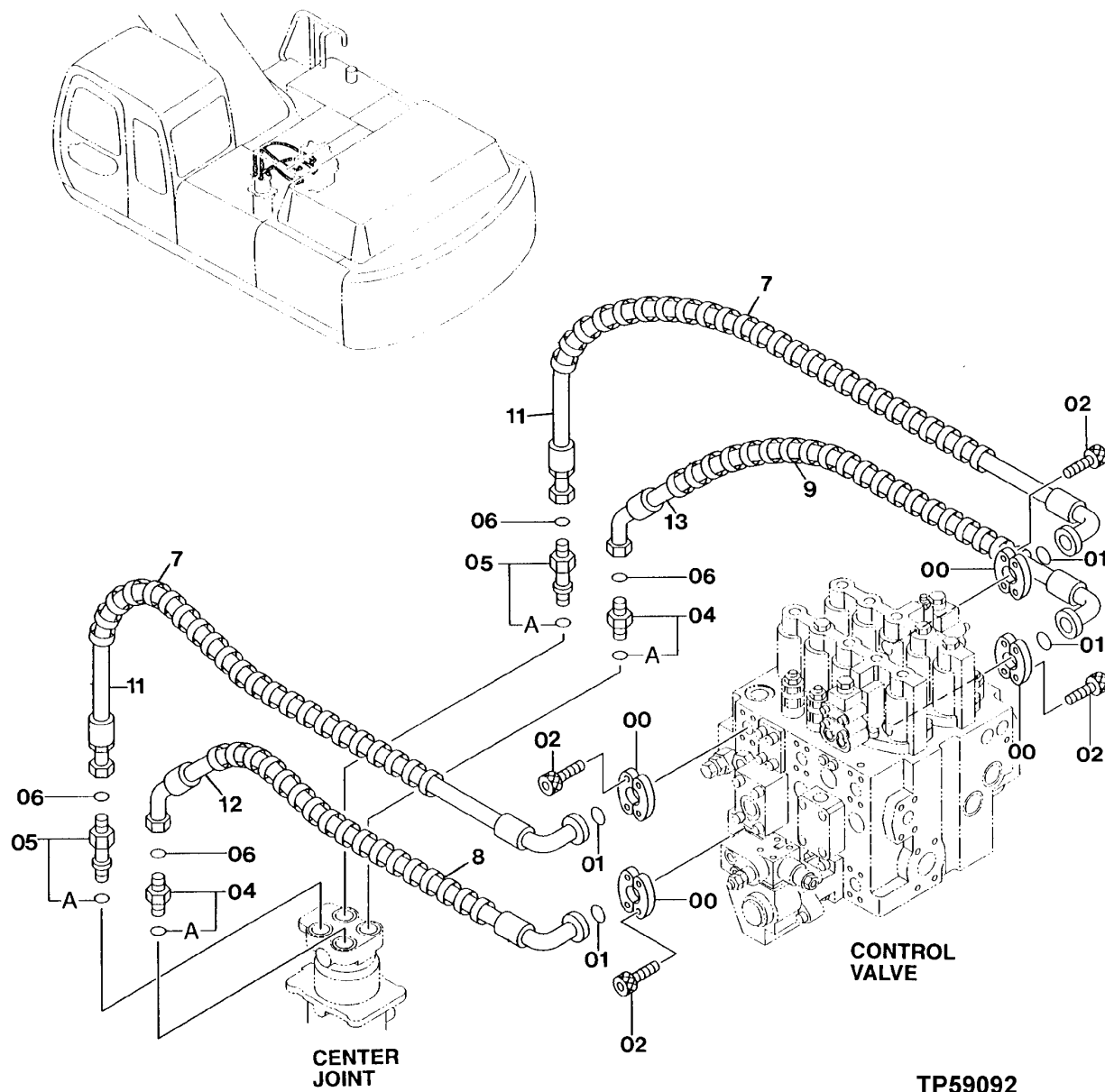
TP59088

MAIN PIPINGS

KEY	PART NO.	PART NAME	QTY	SERIAL NO.	REMARKS
0	R29424	FLANGE FITTING	8		
1	T59014	O-RING	4		24.994 X 3.531 MM (63/64" X 0.139")
2	AT213614	SCREW	16		
4	AT250051	HYDRAULIC HOSE	1		
5	AT250050	HYDRAULIC HOSE	1		

TP59092 -UN-04MAY98

MAIN PIPINGS



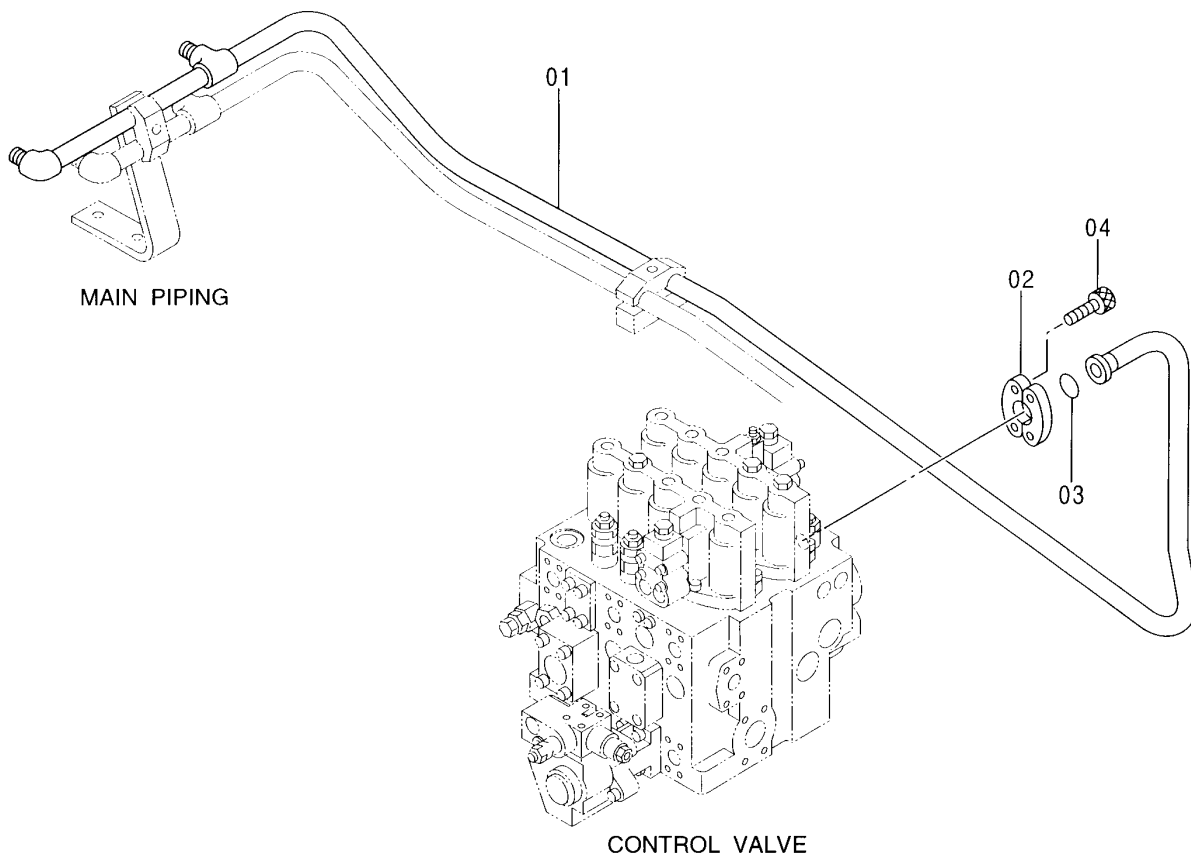
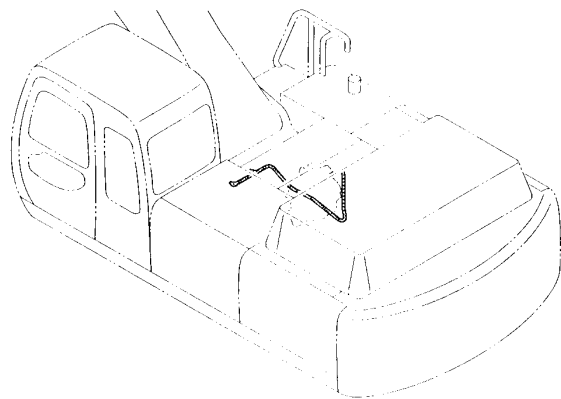
MAIN PIPINGS

KEY	PART NO.	PART NAME	QTY	SERIAL NO.	REMARKS
0	H61354	FLANGE FITTING	8		
1	T78313	O-RING	4		32.918 X 3.531 MM (1.296" X 0.139")
2	AT213614	SCREW	16		
4	AT107394	ADAPTER	2		
4A	TH100055	O-RING	1		23.700 X 3.500 MM (0.933" X 0.138")
5	TH111292	ADAPTER	2		
5A	TH100055	O-RING	1		23.700 X 3.500 MM (0.933" X 0.138")
6	T76938	O-RING	4		23.520 X 1.778 MM (0.926" X 0.070")
7	AT213832	HOSE GUARD	4		
8	AT213832	HOSE GUARD	2		
9	AT213832	HOSE GUARD	2		
11	AT250052	HYDRAULIC HOSE	2		
12	AT250053	HYDRAULIC HOSE	1		
13	AT250054	HYDRAULIC HOSE	1		

TP59093

-UN-25APR98

BOOM BOTTOM PIPINGS



TP59093

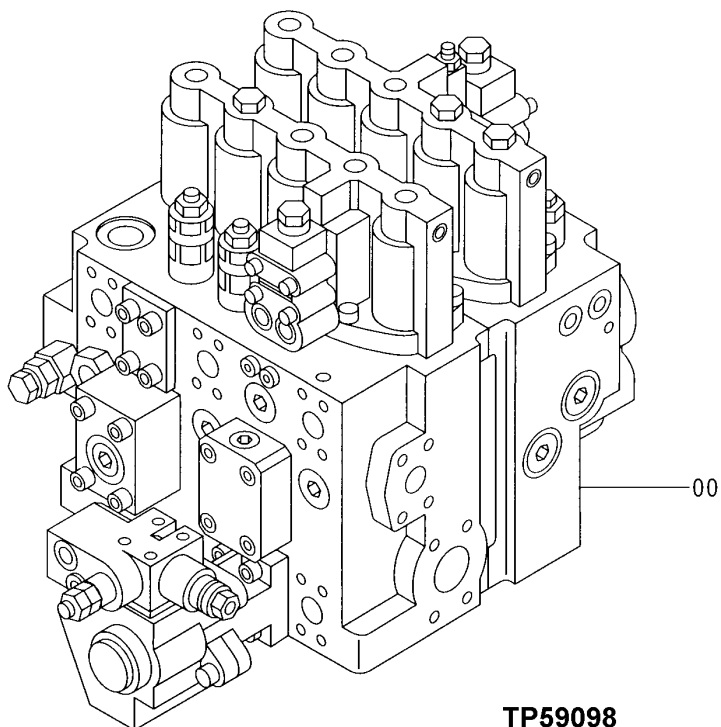
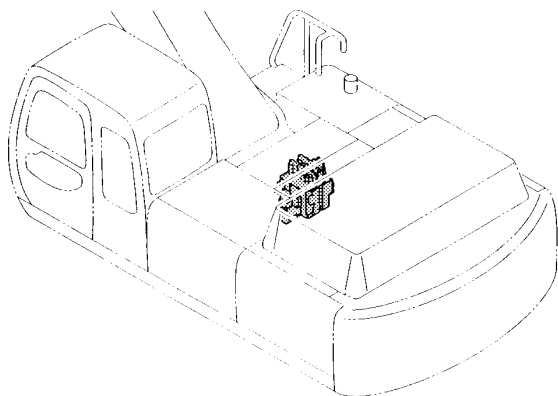
BOOM BOTTOM PIPINGS

KEY	PART NO.	PART NAME	QTY	SERIAL NO.	REMARKS
1	AT250210	HYDRAULIC LINE	1		
2	H61354	FLANGE FITTING	2		
3	T78313	O-RING	1		32.918 X 3.531 MM (1.296" X 0.139")
4	AT213614	SCREW	4		

TP59098

-UN-25APR98

CONTROL VALVE



TP59098

EXCAVATOR

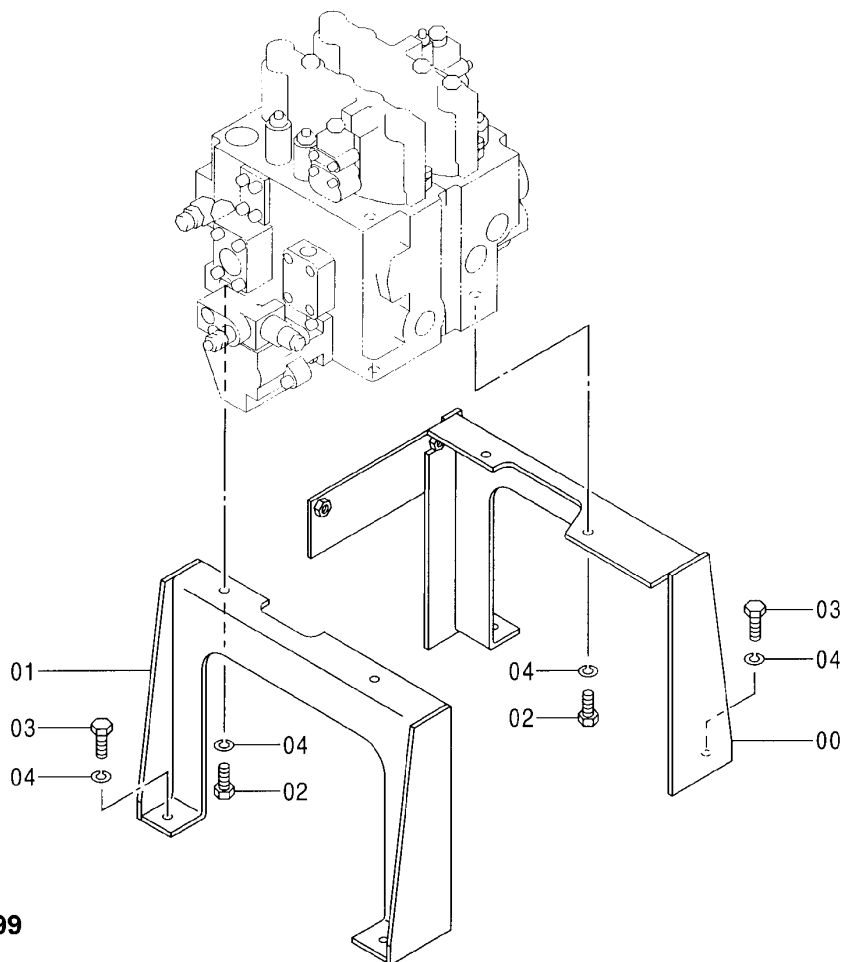
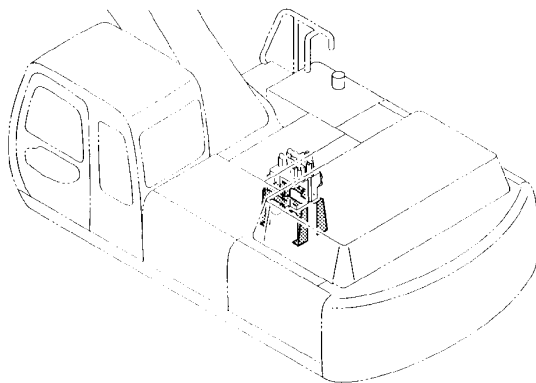
CONTROL VALVE

KEY	PART NO.	PART NAME	QTY	SERIAL NO.	REMARKS
0	AT250457	CONTROL VALVE	1		

TP59099

-UN-25APR98

CONTROL VALVE SUPPORT



TP59099

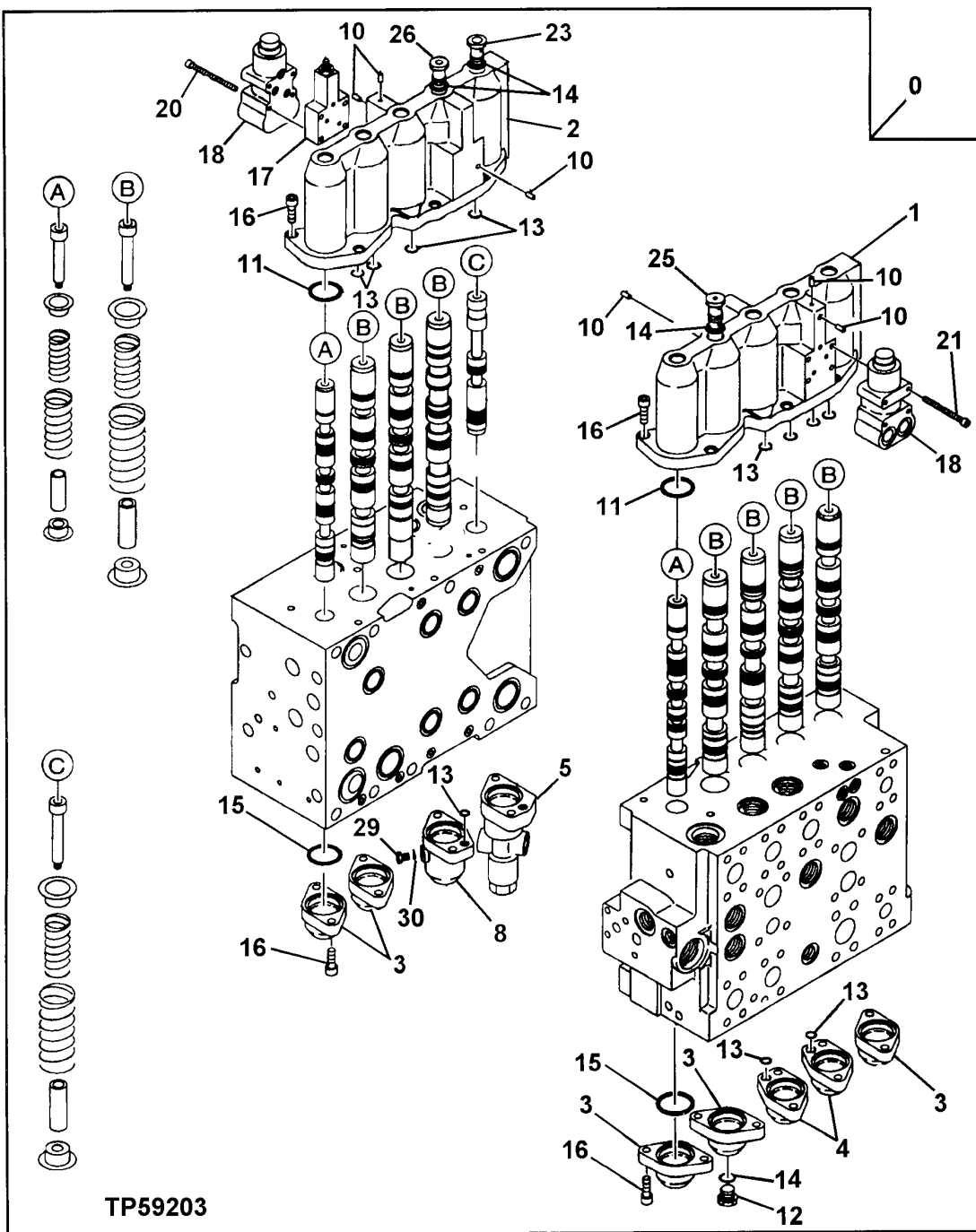
CONTROL VALVE SUPPORT

KEY	PART NO.	PART NAME	QTY	SERIAL NO.	REMARKS
0	AT250177	SUPPORT	1		
1	AT250178	SUPPORT	1		
2	19M8029	CAP SCREW	4	M16 X 30	
3	19M8035	CAP SCREW	4	M16 X 35	
4	12H294	LOCK WASHER	8	15.875 MM (5/8")	

TP59203

-UN-06JUL98

CONTROL VALVE



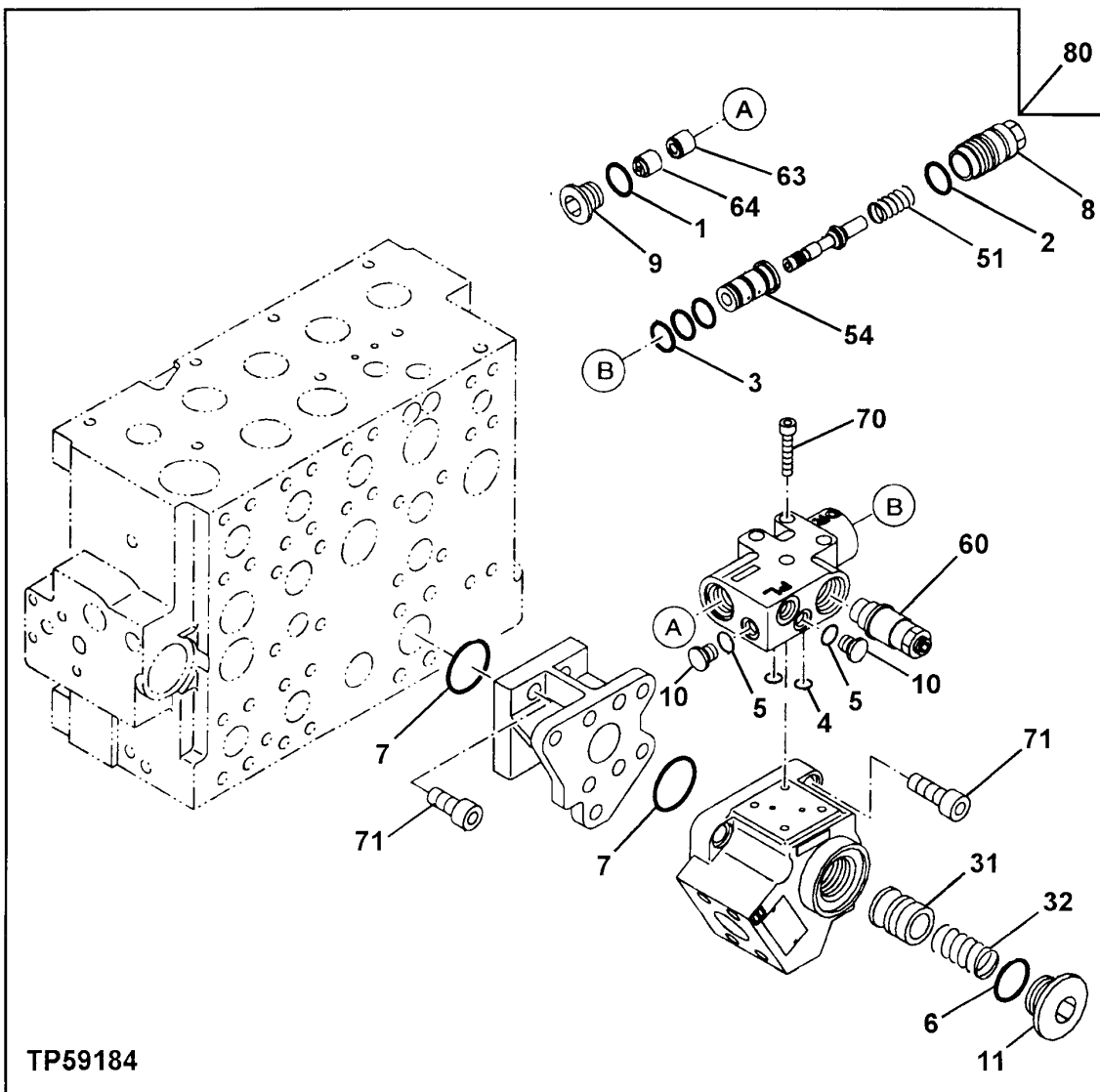
CONTROL VALVE

KEY	PART NO.	PART NAME	QTY	SERIAL NO.	REMARKS
0	AT250457	CONTROL VALVE	1		(CONTAINS ALL ITEMS ON THIS PAGE - ADDITIONAL COMPONENTS LISTED ON FOLLOWING PAGES)
1	AT219508	COVER	1		
2	AT219509	COVER	1		
3	AT219510	COVER	5		
4	AT219511	COVER	2		
5	AT219512	COVER	1		
8	AT219513	COVER	1		
10	15H560	PIPE PLUG	6		1.575 MM (1/16")
11	CH15107	PACKING	10		
12	AT219507	FITTING PLUG	1		
13	CH11568	PACKING	11		
14	CH11570	O-RING	6		13.800 X 2.400 MM (0.543" X 0.094")
15	TH102992	O-RING	8		39.400 X 3.100 MM (1.551" X 0.122")
16	19M7657	SCREW	32		M8 X 25
17	AT219515	PLATE	1		
18	AT219514	VALVE	2		
20	AT219502	SCREW	4		
21	19M8541	SCREW	4		M6 X 50
23	AT219516	FITTING PLUG	1		
25	AT219517	FITTING PLUG	1		
26	AT219518	FITTING PLUG	1		
29	AT219519	FITTING PLUG	1		
30	E56086	O-RING	1		5.283 X 1.778 MM (0.208" X 0.070")

TP59184

-UN-10JUN98

CONTROL VALVE



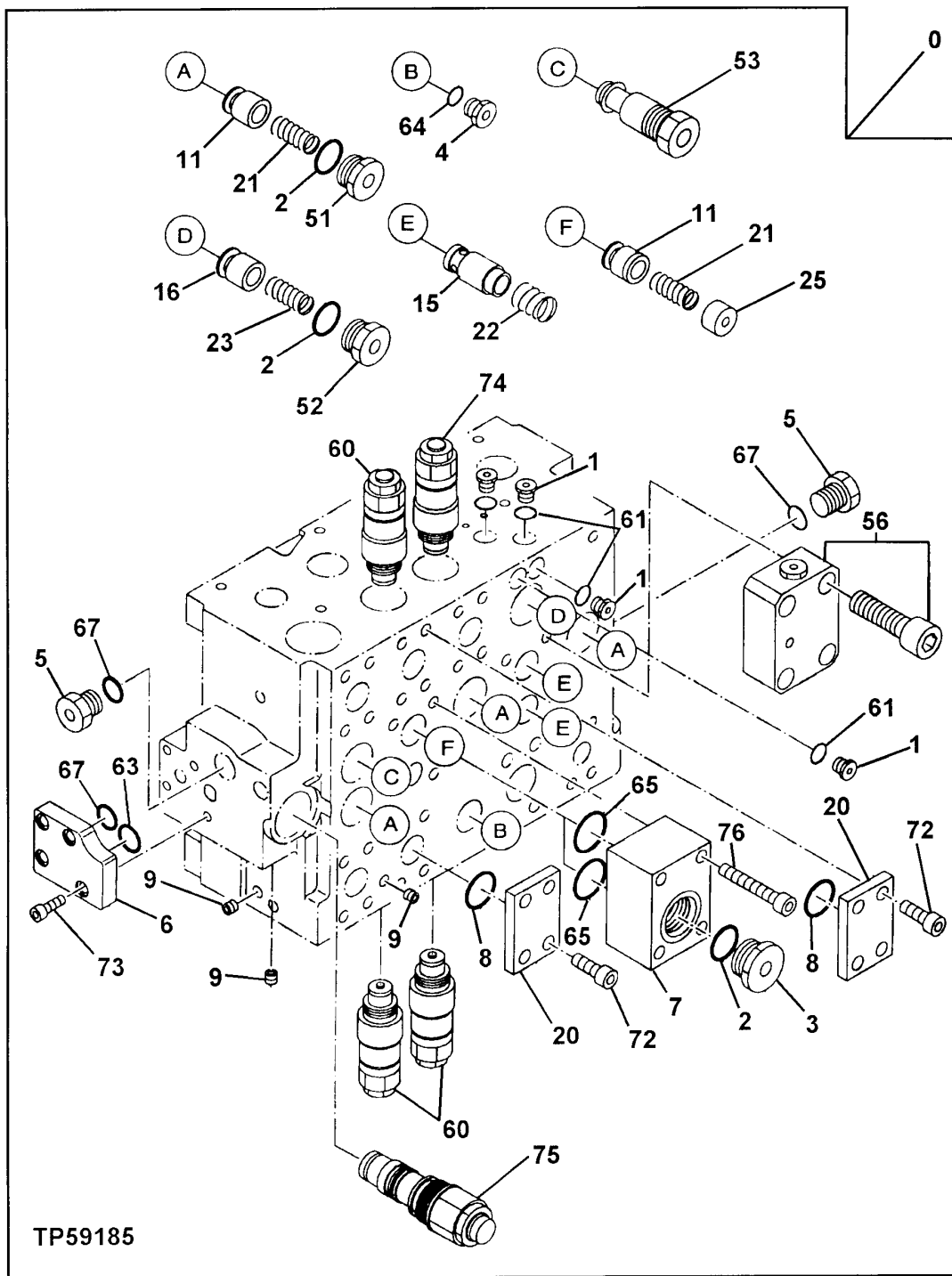
CONTROL VALVE

KEY	PART NO.	PART NAME	QTY	SERIAL NO.	REMARKS
0	AT250457	CONTROL VALVE	1		(NOT ILLUSTRATED) (CONTAINS ALL ITEMS ON THIS PAGE - ADDITIONAL COMPONENTS LISTED ON PREVIOUS AND FOLLOWING PAGES)
1	CH12329	PACKING	1		
2	TH100096	O-RING	1		21.700 X 3.500 MM (0.854" X 0.138")
3	TH102561	O-RING	3		15.800 X 2.400 MM (0.622" X 0.094")
4	CH11568	PACKING	2		
5	TH101490	O-RING	2		7.800 X 1.900 MM (0.307" X 0.075")
6	TH101926	O-RING	1		28.700 X 3.500 MM (1.130" X 0.138")
7	TH104634	O-RING	2		37.700 X 3.500 MM (1.484" X 0.138")
8	AT219521	FITTING PLUG	1		
9	AT219522	FITTING PLUG	1		
10	AT219523	FITTING PLUG	2		
11	AT219524	FITTING PLUG	1		
31	AT219525	POPPET	1		
32	AT219526	SPRING	1		
51	AT219527	SPRING	1		
54	AT219528	SPOOL	1		
60	AT219529	RELIEF VALVE	1		
63	AT219530	PISTON	1		
64	AT219531	PISTON	1		
70	19M8713	SCREW	4		M6 X 45
71	TH100046	BOLT	8		M12 X 32
80	AT219520	VALVE	1		

TP59185

-UN-10JUN98

CONTROL VALVE



EXCAVATOR

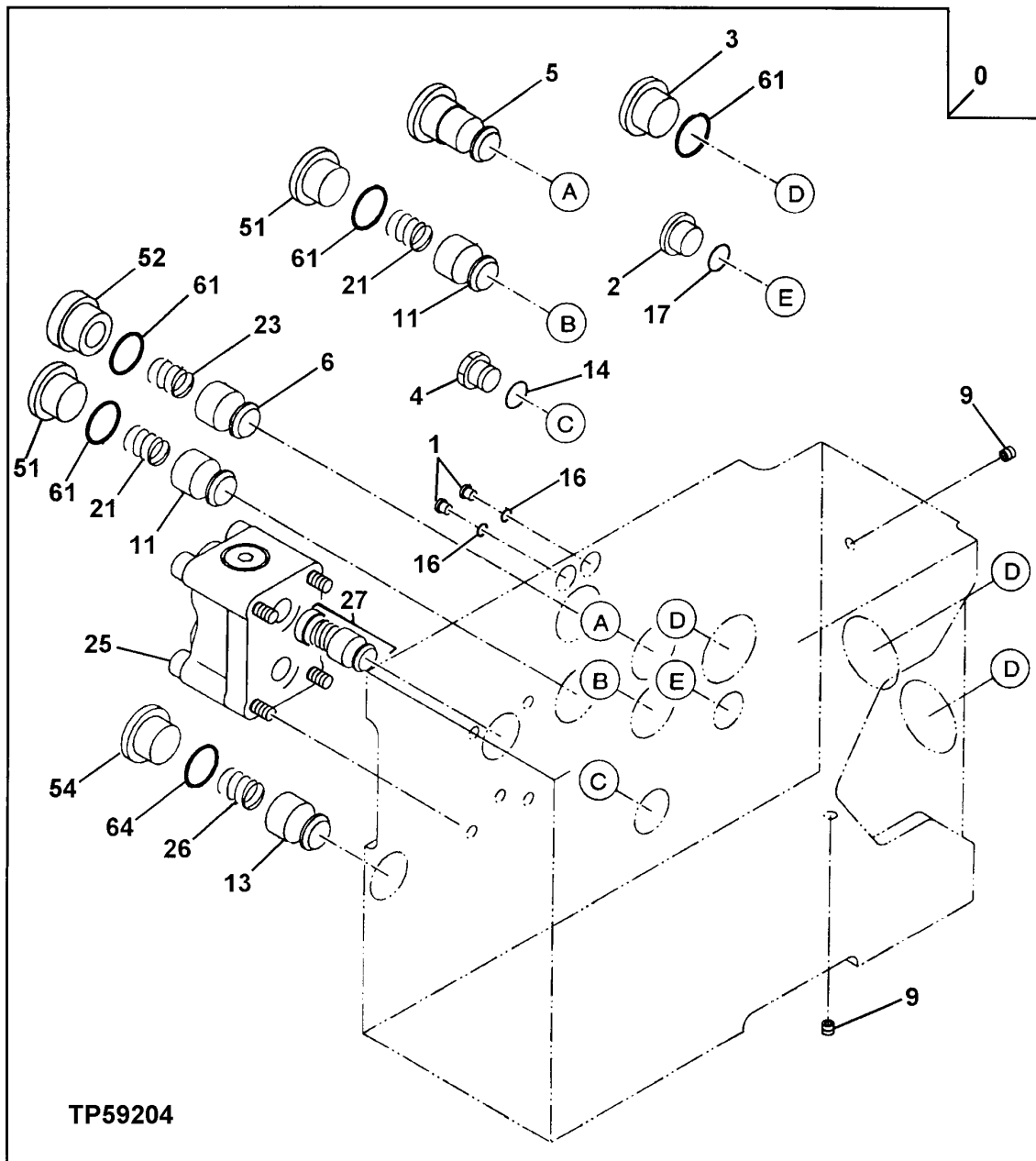
CONTROL VALVE

KEY	PART NO.	PART NAME	QTY	SERIAL NO.	REMARKS
0	AT250457	CONTROL VALVE	1		(CONTAINS ALL ITEMS ON THIS PAGE - ADDITIONAL COMPONENTS LISTED ON PREVIOUS AND FOLLOWING PAGES)
1	AT219523	FITTING PLUG	4		
2	TH100055	O-RING	5		23.700 X 3.500 MM (0.933" X 0.138")
3	AT219506	FITTING PLUG	1		
4	AT219507	FITTING PLUG	1		
5	AT219532	FITTING PLUG	2		
6	AT219533	END PLATE	1		
7	AT219534	COVER	1		
8	TH101300	O-RING	2		29.400 X 3.100 MM (1.157" X 0.122")
9	AT201622	FITTING PLUG	3		
11	AT219538	POPPET	4		
15	AT219539	POPPET	2		
16	AT219540	POPPET	1		
20	AT219535	COVER	2		
21	AT219541	SPRING	4		
22	AT219542	SPRING	2		
23	AT219543	SPRING	1		
25	AT219544	SPACER	1		
51	AT219545	FITTING PLUG	3		
52	AT219546	FITTING PLUG	1		
53	AT219536	RELIEF VALVE	1		
56	AT219537	COVER	1		
60	AT219547	RELIEF VALVE	3		
61	TH101490	O-RING	4		7.800 X 1.900 MM (0.307" X 0.075")
63	TH101479	O-RING	1		20.800 X 2.400 MM (0.819" X 0.094")
64	CH11570	O-RING	1		13.800 X 2.400 MM (0.543" X 0.094")
65	AT219503	O-RING	2		
67	U46489	O-RING	3		17.800 X 2.400 MM (0.701" X 0.094")
72	AT250151	SCREW	8		
73	19M7657	SCREW	4		M8 X 25
74	AT219548	RELIEF VALVE	1		
75	AT219549	RELIEF VALVE	1		
76	AT219501	SCREW	4		

TP59204

-UN-07JUL98

CONTROL VALVE



TP59204

EXCAVATOR

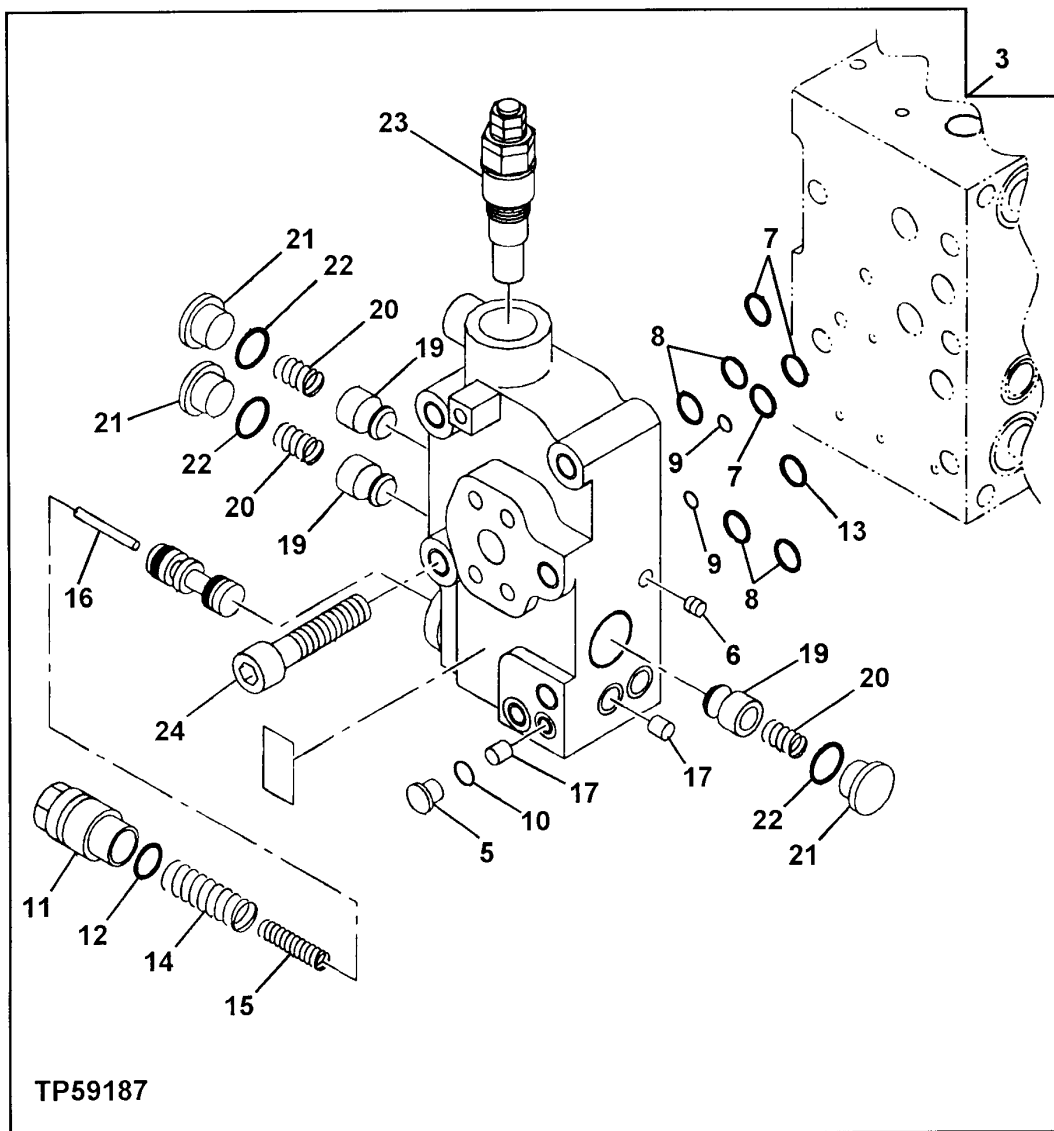
CONTROL VALVE

KEY	PART NO.	PART NAME	QTY	SERIAL NO.	REMARKS
0	AT250457	CONTROL VALVE	1		(CONTAINS ALL ITEMS ON THIS PAGE - ADDITIONAL COMPONENTS LISTED ON PREVIOUS AND FOLLOWING PAGES)
1	AT219523	FITTING PLUG	2		
2	AT213630	FITTING PLUG	1		
3	AT219506	FITTING PLUG	3		
4	AT219507	FITTING PLUG	1		
5	AT219552	VALVE	1		
6	AT219540	POPPET	1		
9	AT201622	FITTING PLUG	2		
11	AT219538	POPPET	2		
13	AT219553	POPPET	1		
14	CH11570	O-RING	1		13.800 X 2.400 MM (0.543" X 0.094")
16	TH101490	O-RING	2		7.800 X 1.900 MM (0.307" X 0.075")
17	M800650	PACKING	1		
21	AT219541	SPRING	2		
23	AT219543	SPRING	1		
25	AT219550	VALVE	1		
26	AT219554	SPRING	1		
27	AT219551	VALVE	1		
51	AT219545	FITTING PLUG	2		
52	AT219546	FITTING PLUG	1		
54	AT219522	FITTING PLUG	1		
61	TH100055	O-RING	6		23.700 X 3.500 MM (0.933" X 0.138")
64	CH12329	PACKING	1		

TP59187

-UN-10JUN98

CONTROL VALVE



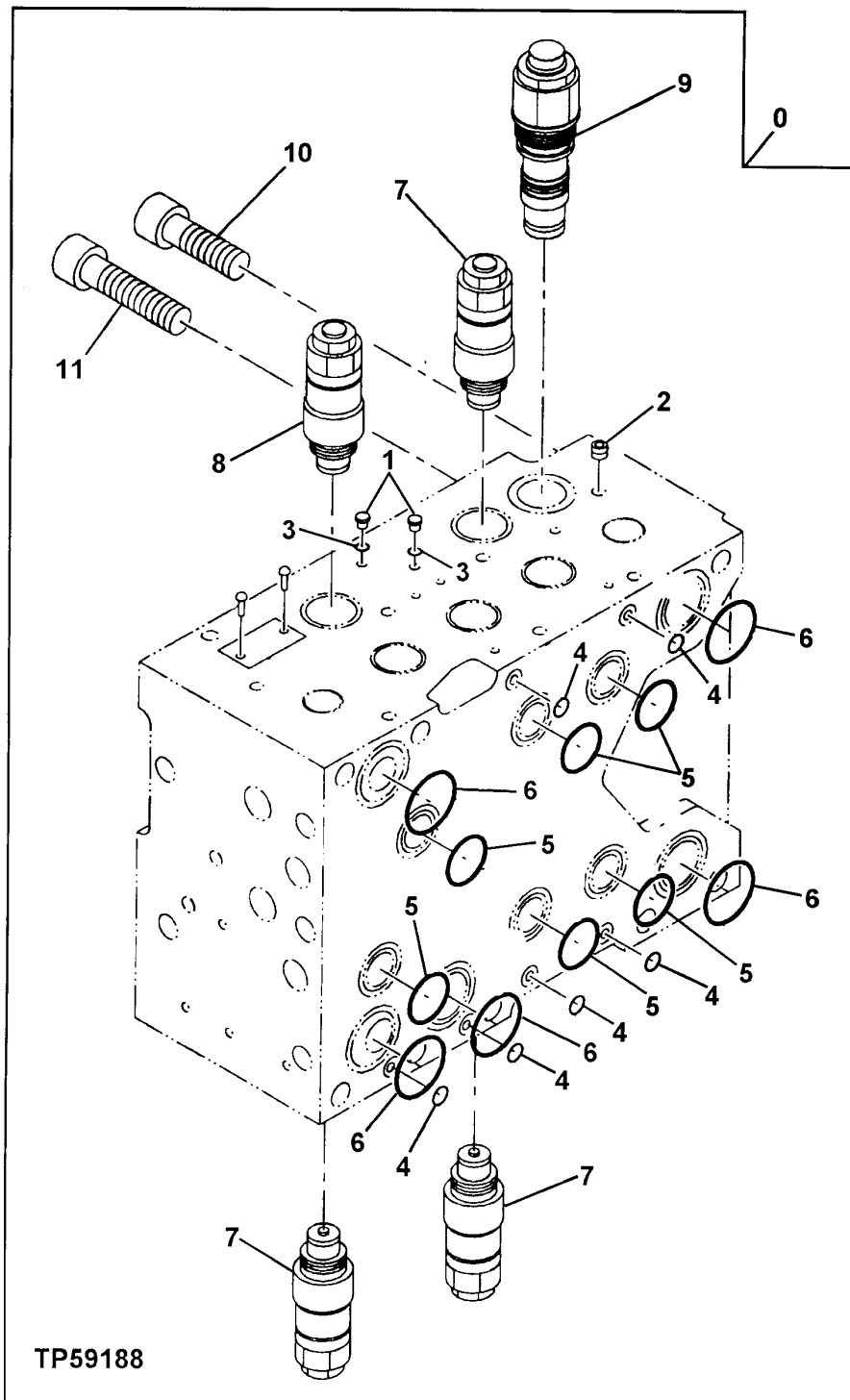
CONTROL VALVE

KEY	PART NO.	PART NAME	QTY	SERIAL NO.	REMARKS
0	AT250457	CONTROL VALVE	1		(NOT ILLUSTRATED) (CONTAINS ALL ITEMS ON THIS PAGE - ADDITIONAL COMPONENTS LISTED ON PREVIOUS AND FOLLOWING PAGES)
3	AT219555	VALVE	1		
5	AT219523	FITTING PLUG	1		
6	15H560	PIPE PLUG	1		1.575 MM (1/16")
7	AT219503	O-RING	3		
8	U46489	O-RING	4		17.800 X 2.400 MM (0.701" X 0.094")
9	AT219504	O-RING	2		
10	TH101490	O-RING	1		7.800 X 1.900 MM (0.307" X 0.075")
11	AT219556	SET SCREW	1		
12	TH103950	O-RING	1		24.400 X 3.100 MM (0.961" X 0.122")
13	AT219505	O-RING	1		
14	AT219557	SPRING	1		
15	AT219558	SPRING	1		
16	AT219559	PIN	1		
17	AT219560	ORIFICE	2		
19	AT219561	POPPET	3		
20	AT219541	SPRING	3		
21	AT219545	FITTING PLUG	3		
22	TH100055	O-RING	3		23.700 X 3.500 MM (0.933" X 0.138")
23	AT219562	RELIEF VALVE	1		
24	AT219563	SCREW	5		

TP59188

-UN-10JUN98

CONTROL VALVE



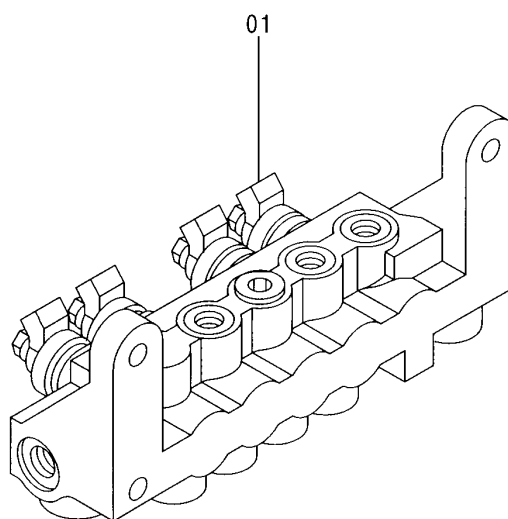
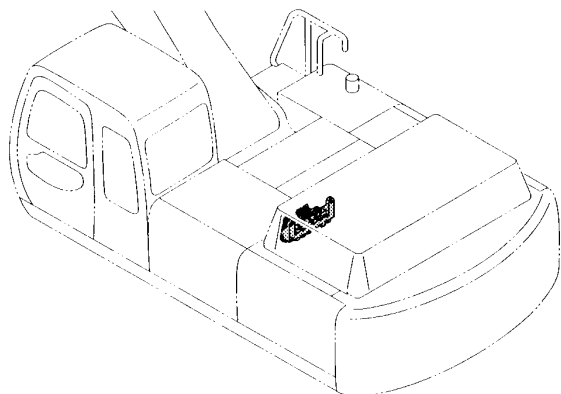
TP59188

CONTROL VALVE

KEY	PART NO.	PART NAME	QTY	SERIAL NO.	REMARKS
0	AT250457	CONTROL VALVE	1		(CONTAINS ALL ITEMS ON THIS PAGE - ADDITIONAL COMPONENTS LISTED ON PREVIOUS PAGES)
1	AT219523	FITTING PLUG	2		
2	AT201622	FITTING PLUG	1		
3	TH101490	O-RING	2		7.800 X 1.900 MM (0.307" X 0.075")
4	AT219504	O-RING	6		
5	AT219564	O-RING	6		
6	AT219565	O-RING	5		
7	AT219547	RELIEF VALVE	3		
8	AT219548	RELIEF VALVE	1		
9	AT219549	RELIEF VALVE	1		
10	AT219566	SCREW	1		
11	AT219567	SCREW	8		

TP59100 -UN-25APR98

SOLENOID VALVE



TP59100

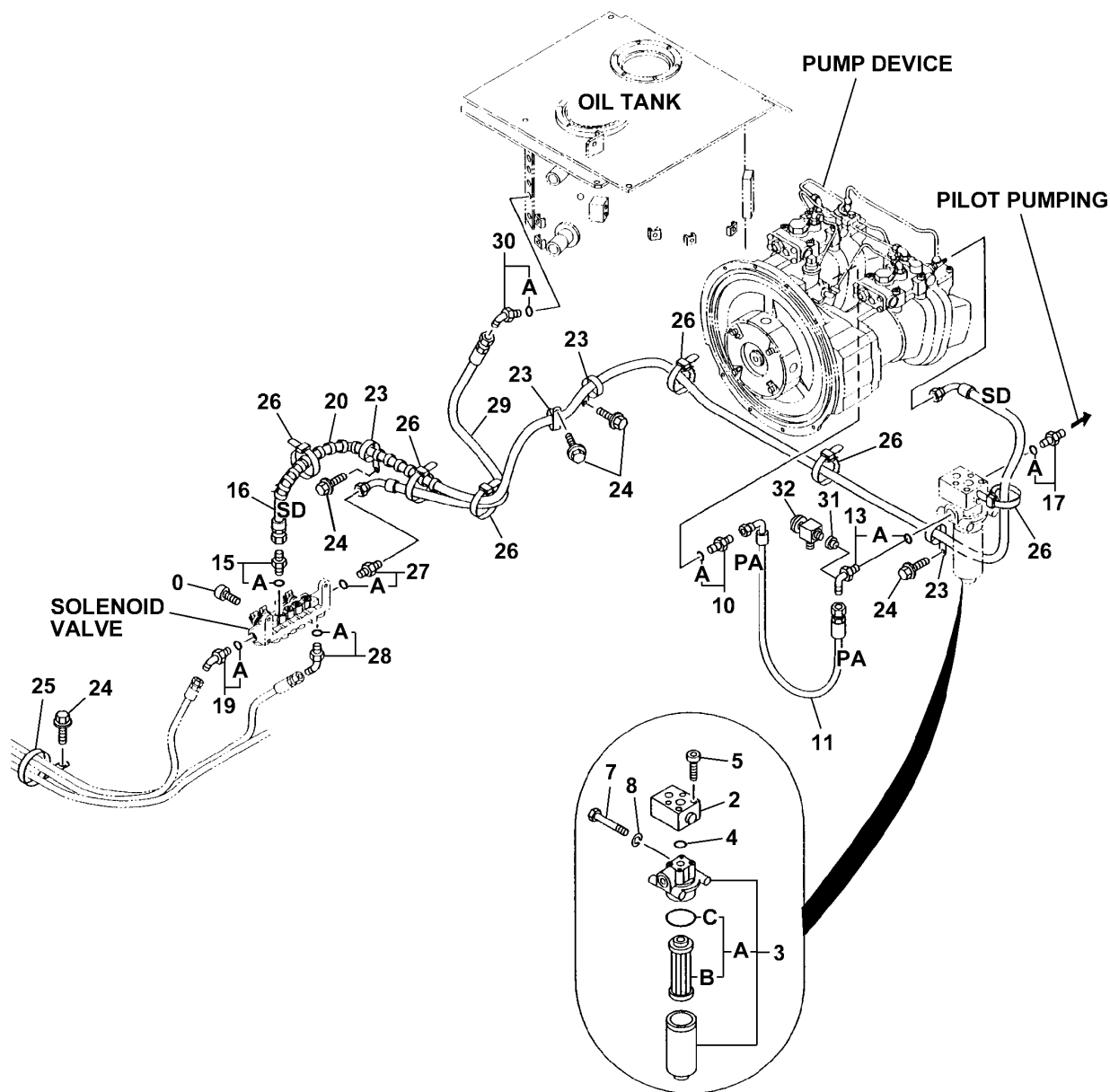
EXCAVATOR

SOLENOID VALVE

KEY	PART NO.	PART NAME	QTY	SERIAL NO.	REMARKS
1	AT250108	VALVE	1		

TP61522 -UN-15APR99

PILOT PIPINGS



TP61522

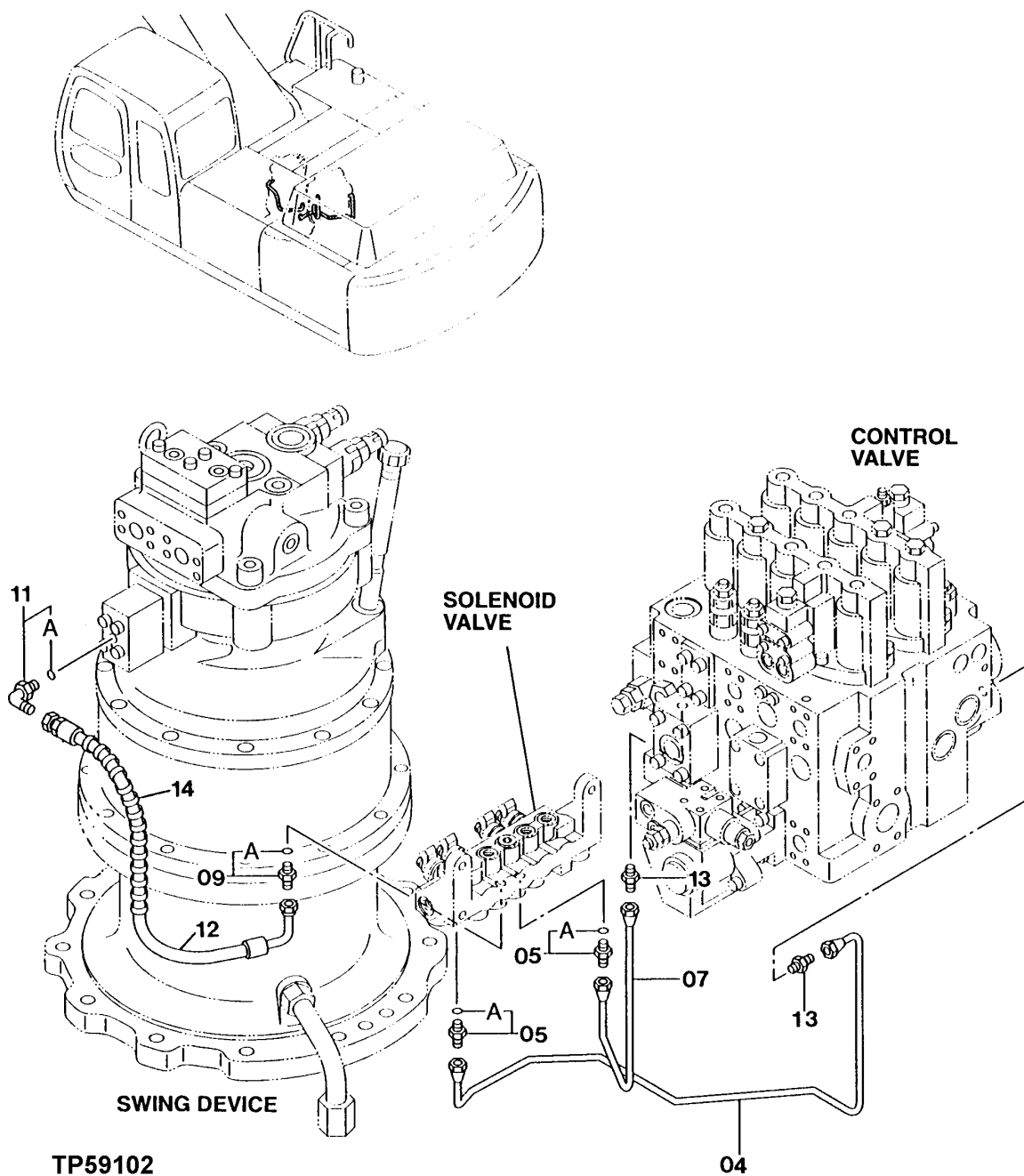
PILOT PIPINGS

KEY	PART NO.	PART NAME	QTY	SERIAL NO.	REMARKS
0	19M8337	SCREW	2		
2	AT213955	RELIEF VALVE	1		
3	AT213834	FILTER HEAD	1		
3A	AT147821	FILTER ELEMENT	1		(REPLACEMENT FILTER)
3B	FILTER ELEMENT	1		
3C	TH105683	O-RING	1		59.400 X 3.100 MM (2.339" X 0.122") (USE WITH ORIGINAL FILTER)
	CH17154	PACKING	1		(USE WITH AT147821 REPLACEMENT FILTER)
4	TH102561	O-RING	1		15.800 X 2.400 MM (0.622" X 0.094")
5	AT213613	SCREW	4		
7	19M8343	CAP SCREW	2		M10 X 120
8	12M7066	LOCK WASHER	2		10.200 MM (0.402")
10	AT131902	ADAPTER	1		
10A	CH11570	O-RING	1		13.800 X 2.400 MM (0.543" X 0.094")
11	AT201203	HYDRAULIC HOSE - FABRICATE	1		3/4" X 900 MM (35-1/2") X 3/4"
13	AT186611	FITTING	1		
13A	U46489	O-RING	1		17.800 X 2.400 MM (0.701" X 0.094")
15	TH108328	ADAPTER	1		
15A	M800650	PACKING	1		
16	AT250083	HYDRAULIC HOSE	1		
17	TH108400	ADAPTER	1		
17A	U46489	O-RING	1		17.800 X 2.400 MM (0.701" X 0.094")
19	TH106152	ELBOW FITTING	1		
19A	CH11570	O-RING	1		13.800 X 2.400 MM (0.543" X 0.094")
20	AT213831	HOSE GUARD	1		
23	AT121321	HOSE CLAMP	4		
24	19M7938	CAP SCREW	5		M10 X 20
	12M7066	LOCK WASHER	5		10.200 MM (0.402")
25	TH110522	CLIP	1		
26	H77698	TIE BAND	6		
27	AT131902	ADAPTER	1		
27A	CH11570	O-RING	1		13.800 X 2.400 MM (0.543" X 0.094")
28	AT213803	ELBOW FITTING	1		
28A	CH11570	O-RING	1		13.800 X 2.400 MM (0.543" X 0.094")
29	AT250147	HYDRAULIC HOSE	1		
30	AT130819	ELBOW FITTING	1		
30A	CH11570	O-RING	1		13.800 X 2.400 MM (0.543" X 0.094")
31	AT185503	KIT	1		PRESSURE REDUCING FITTING 1/8"
32	AT182602	KIT	1		OIL SAMPLING VALVE
	X0202-2-2	FITTING	1		(PARKER HANNIFIN PART NUMBER)
	X2101-2-2	FITTING	1		(PARKER HANNIFIN PART NUMBER)

TP59102

-UN-04MAY98

PILOT PIPINGS

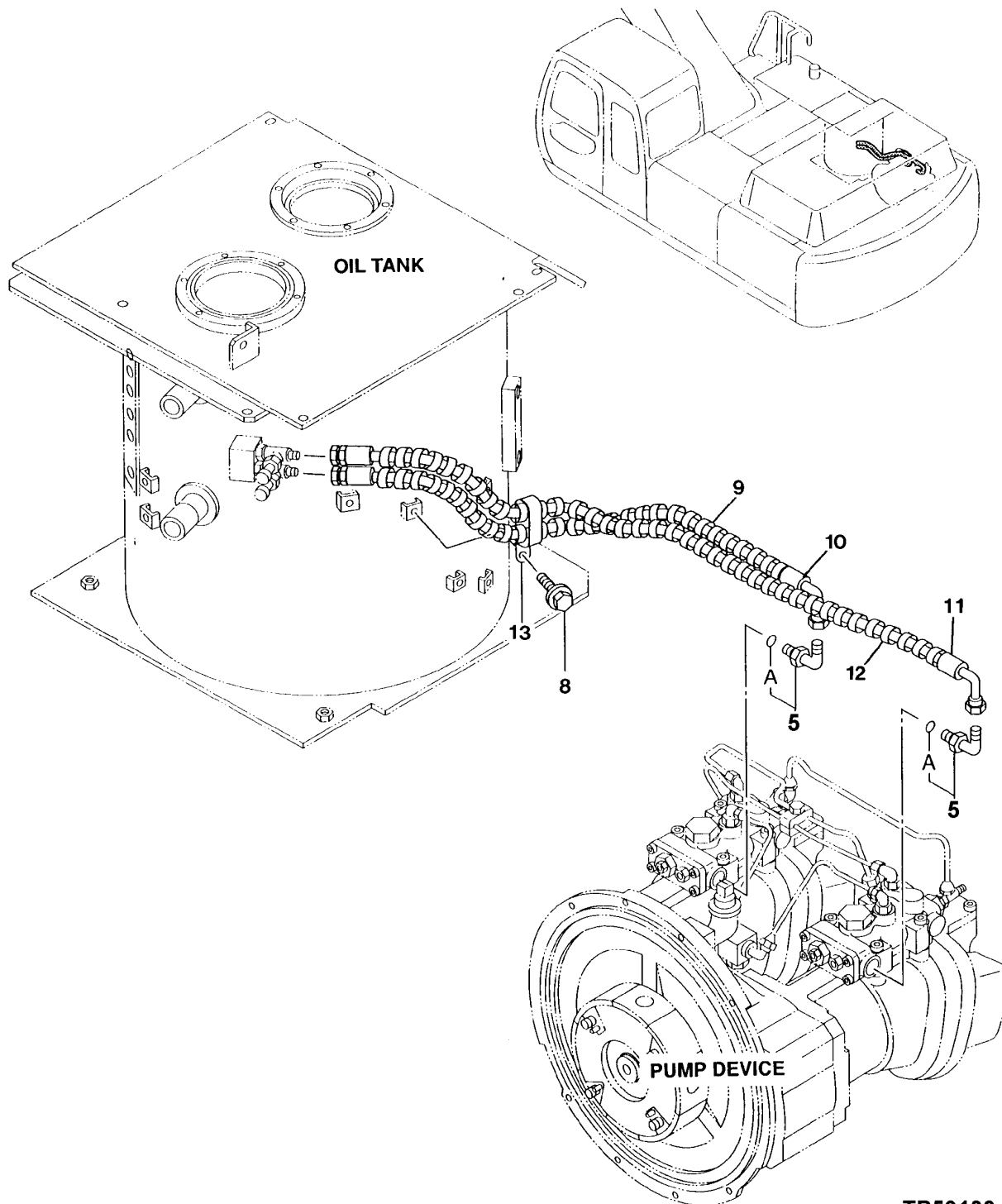


PILOT PIPINGS

KEY	PART NO.	PART NAME	QTY	SERIAL NO.	REMARKS
4	AT219634	HYDRAULIC LINE	1		
5	AT155270	FITTING	2		
5A	M800650	PACKING	1		
7	AT250057	HYDRAULIC LINE	1		
9	TH108417	ADAPTER	1		
9A	M800650	PACKING	1		
11	TH101930	ELBOW FITTING	1		
11A	M800650	PACKING	1		
12	AT219675	HYDRAULIC HOSE	1		
13	AT250135	FITTING	2		
14	AT213831	HOSE GUARD	1		

TP59103 -UN-12MAY98

PILOT PIPINGS



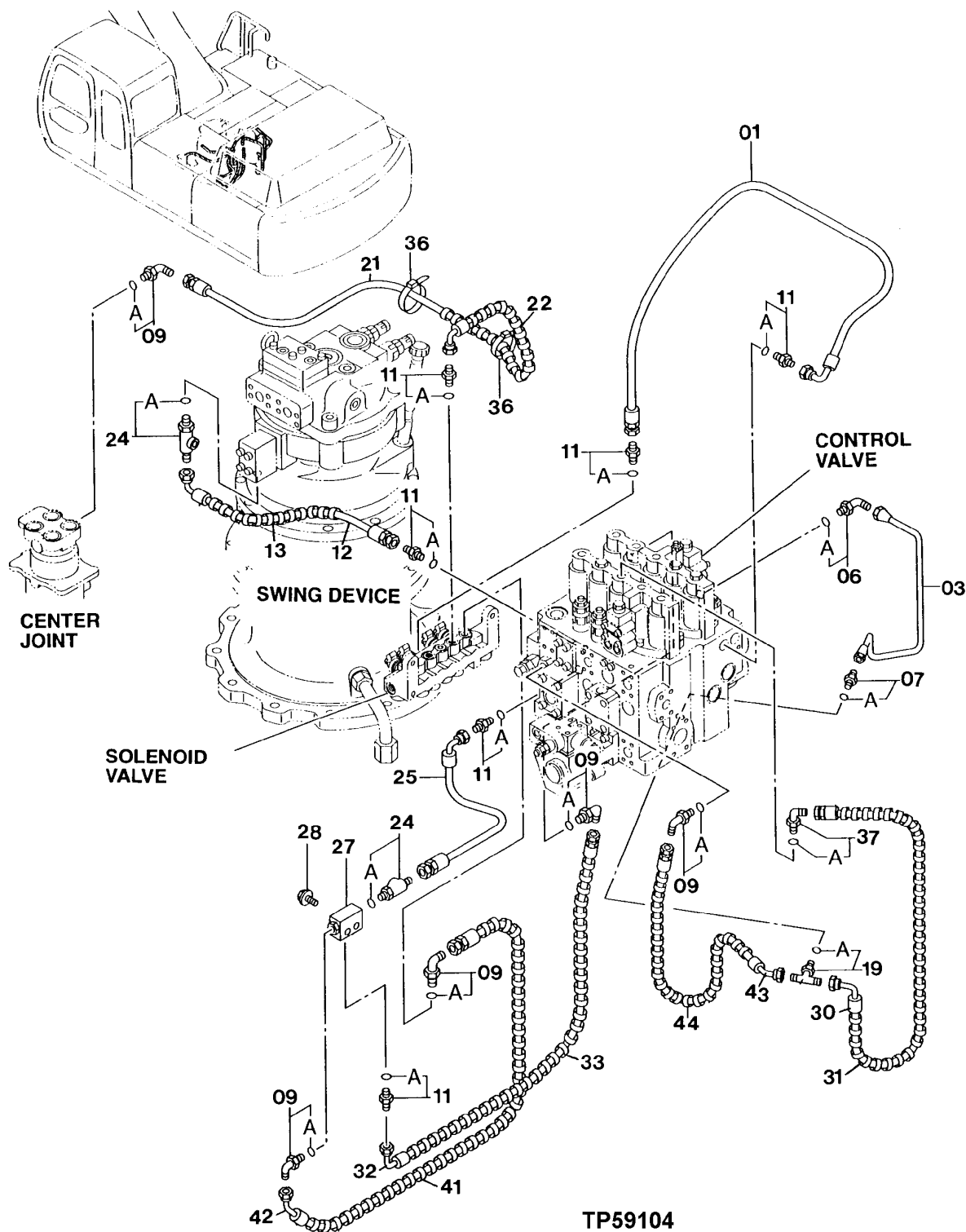
TP59103

PILOT PIPINGS

KEY	PART NO.	PART NAME	QTY	SERIAL NO.	REMARKS
5	TH100951	ELBOW FITTING	2		
5A	M800650	PACKING	1		
8	19M7938	CAP SCREW	1	M10 X 20	
	12M7066	LOCK WASHER	1	10.200 MM (0.402")	
9	AT204742	HOSE GUARD	1		
10	AT213863	HYDRAULIC HOSE - FABRICATE	1	7/16" X 700 MM (27-1/2") X 7/16"	
11	AT250062	HYDRAULIC HOSE	1		
12	AT204742	HOSE GUARD	2		
13	T32854	CLAMP	1		

TP59104 -UN-04MAY98

PILOT PIPINGS



TP59104

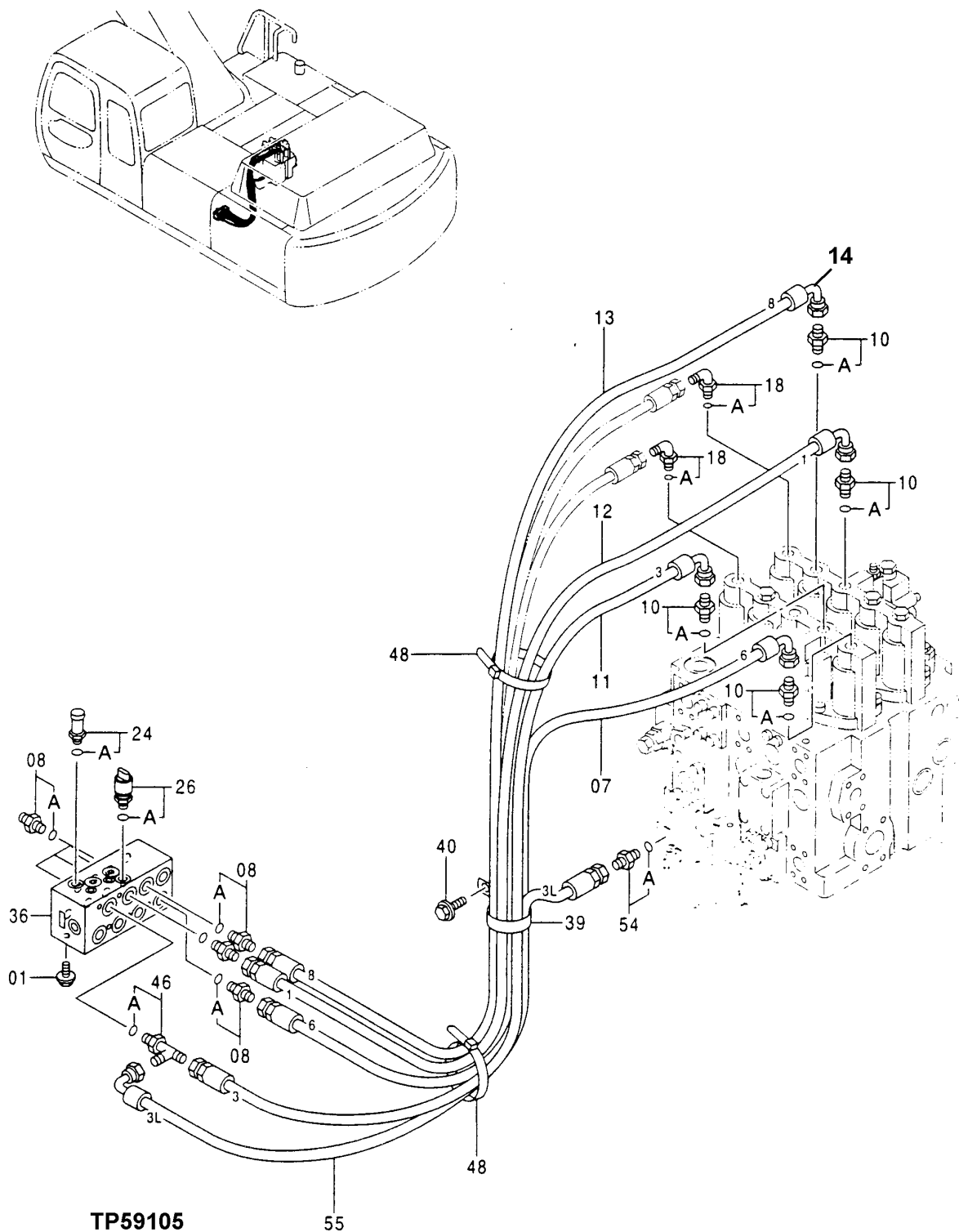
PILOT PIPINGS

KEY	PART NO.	PART NAME	QTY	SERIAL NO.	REMARKS
1	AT219677	HYDRAULIC HOSE	1		
3	AT219632	HYDRAULIC LINE	1		
6	AT160584	FITTING	1		
6A	M800650	PACKING	1		
7	AT155270	FITTING	1		
7A	M800650	PACKING	1		
9	TH100951	ELBOW FITTING	5		
9A	M800650	PACKING	1		
11	TH108328	ADAPTER	6		
11A	M800650	PACKING	1		
12	AT219684	HYDRAULIC HOSE	1		
13	AT213831	HOSE GUARD	1		
19	AT126355	TEE FITTING	1		
19A	M800650	PACKING	1		
21	AT250090	HYDRAULIC HOSE	1		
22	AT213831	HOSE GUARD	1		
24	AT214020	TEE FITTING	2		
24A	M800650	PACKING	1		
25	AT213863	HYDRAULIC HOSE - FABRICATE	1		7/16" X 700 MM (27-1/2") X 7/16"
27	AT126357	VALVE	1		
28	19M8359	CAP SCREW	2		M8 X 45
	12M7065	LOCK WASHER	2		8.100 MM (0.319")
30	AT219690	HYDRAULIC HOSE	1		
31	AT213831	HOSE GUARD	2		
32	AT219683	HYDRAULIC HOSE	1		
33	AT213831	HOSE GUARD	2		
36	H77698	TIE BAND	2		
37	AP33426	FITTING	1		
37A	CH11570	O-RING	1		13.800 X 2.400 MM (0.543" X 0.094")
41	AT213831	HOSE GUARD	2		
42	AT250125	HYDRAULIC HOSE	1		
43	AT250097	HYDRAULIC HOSE	1		
44	AT213831	HOSE GUARD	1		

TP59105

-UN-29APR98

PILOT PIPINGS



EXCAVATOR

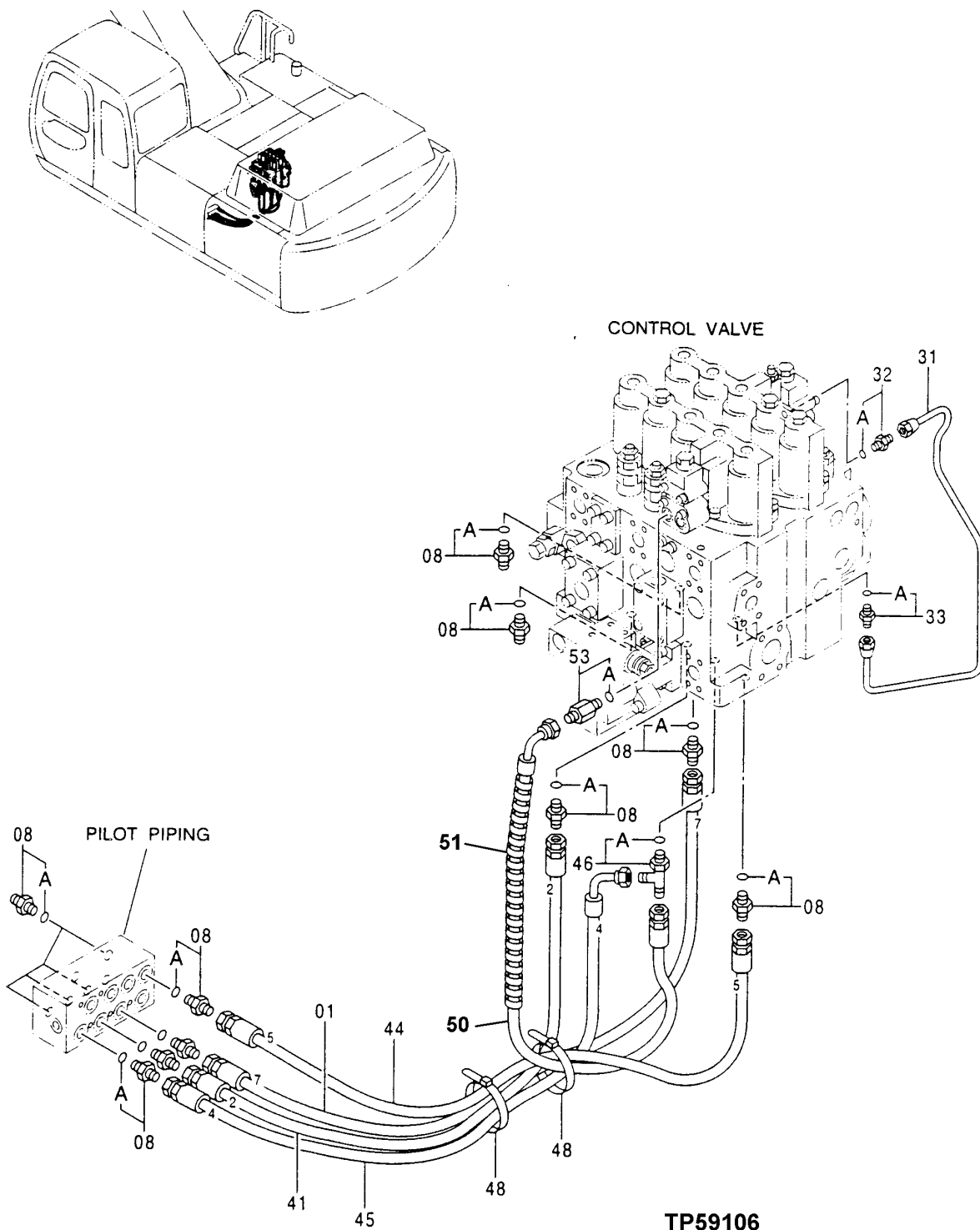
PILOT PIPINGS

KEY	PART NO.	PART NAME	QTY	SERIAL NO.	REMARKS
1	19M7402	CAP SCREW	2	M10 X 25	
	12M7066	LOCK WASHER	2	10.200 MM (0.402")	
	24M7028	WASHER	2	10.500 X 20 X 2 MM (0.413" X 0.787" X 0.079")	
7	AT219671	HYDRAULIC HOSE	1		
8	TH108320	ADAPTER	7		
8A	CH11570	O-RING	1	13.800 X 2.400 MM (0.543" X 0.094")	
10	TH108440	ADAPTER	4		
10A	CH11570	O-RING	1	13.800 X 2.400 MM (0.543" X 0.094")	
11	AT219687	HYDRAULIC HOSE	1		
12	AT219686	HYDRAULIC HOSE	1		
13	AR103791	HOSE	1	9/16" X 1 625 MM (64") X 9/16"	
14	AE24616	ELBOW FITTING	1		
18	AT126458	ADAPTER	2		
18A	CH11570	O-RING	1	13.800 X 2.400 MM (0.543" X 0.094")	
24	AT213840	SENSOR	1	(ARM IN PRESSURE)	
24A	M800650	PACKING	1		
26	AT213846	SWITCH	1	(SUB AP33668) (BOOM UP PRESSURE)	
26A	M800650	PACKING	1		
36	AT250095	VALVE	1	(FLOW CONTROL)	
39	TH110522	CLIP	1		
40	19M7938	CAP SCREW	1	M10 X 20	
	12M7066	LOCK WASHER	1	10.200 MM (0.402")	
46	AT126362	TEE FITTING	1		
46A	CH11570	O-RING	1	13.800 X 2.400 MM (0.543" X 0.094")	
48	H77698	TIE BAND	2		
54	TH108417	ADAPTER	1		
54A	M800650	PACKING	1		
55	AT250144	HYDRAULIC HOSE	1		

TP59106

-UN-29APR98

PILOT PIPINGS



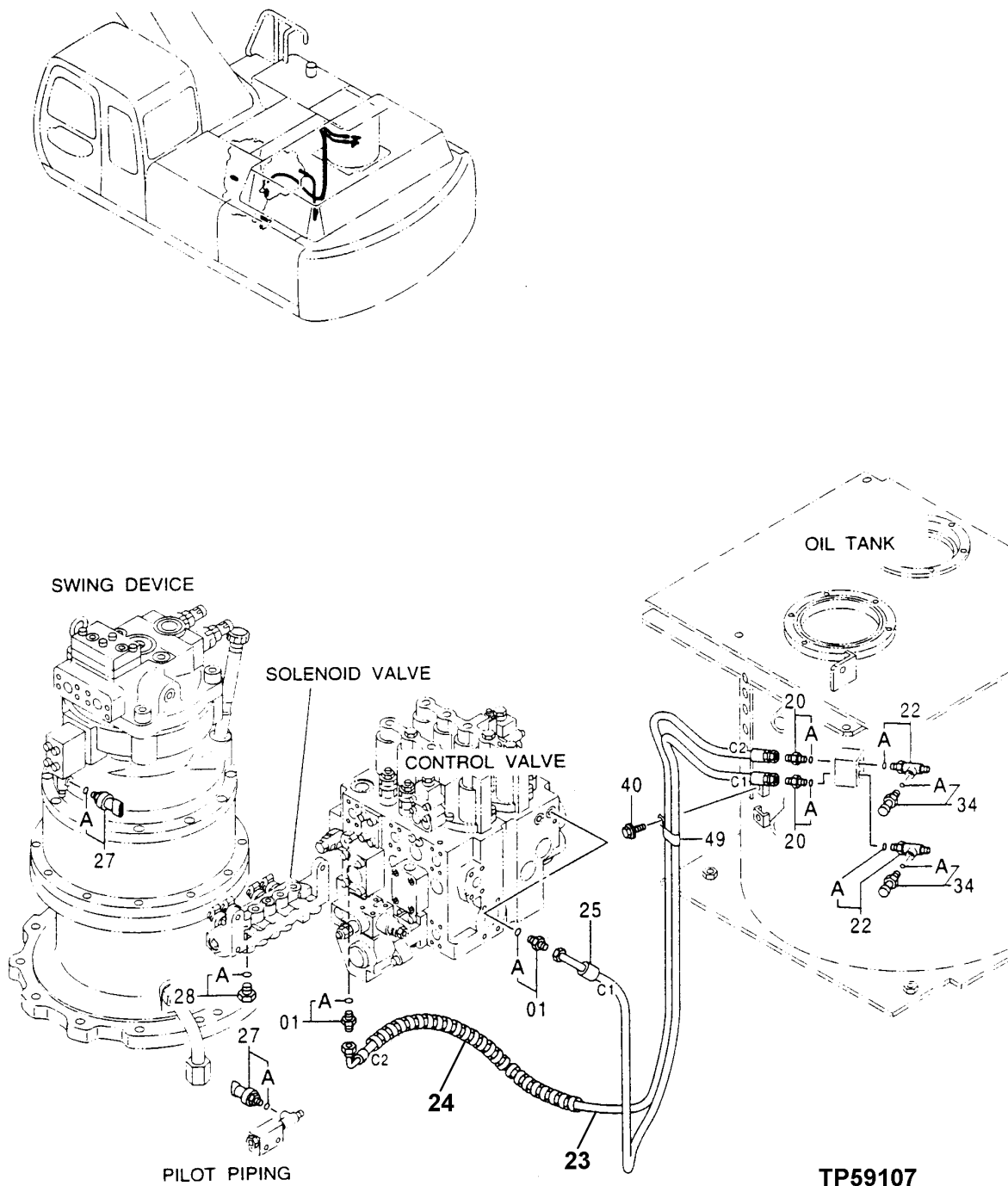
PILOT PIPINGS

KEY	PART NO.	PART NAME	QTY	SERIAL NO.	REMARKS
1	AT250063	HYDRAULIC HOSE	1		
8	TH108320	ADAPTER	13		
8A	CH11570	O-RING	1		13.800 X 2.400 MM (0.543" X 0.094")
31	AT219633	HYDRAULIC LINE	1		
32	AT155270	FITTING	1		
32A	M800650	PACKING	1		
33	AT213809	FITTING	1		
33A	CH11570	O-RING	1		13.800 X 2.400 MM (0.543" X 0.094")
41	AT250124	HYDRAULIC HOSE	1		
44	AT250107	HYDRAULIC HOSE	1		
45	AT219665	HYDRAULIC HOSE	1		
46	AT126362	TEE FITTING	1		
46A	CH11570	O-RING	1		13.800 X 2.400 MM (0.543" X 0.094")
48	H77698	TIE BAND	2		
50	AT214023	HYDRAULIC HOSE - FABRICATE	1		9/16" X 1 000 MM (39-1/4") X 9/16"
51	AT213831	HOSE GUARD	1		
53	TH108417	ADAPTER	1		
53A	M800650	PACKING	1		

TP59107

-UN-29APR98

PILOT PIPINGS



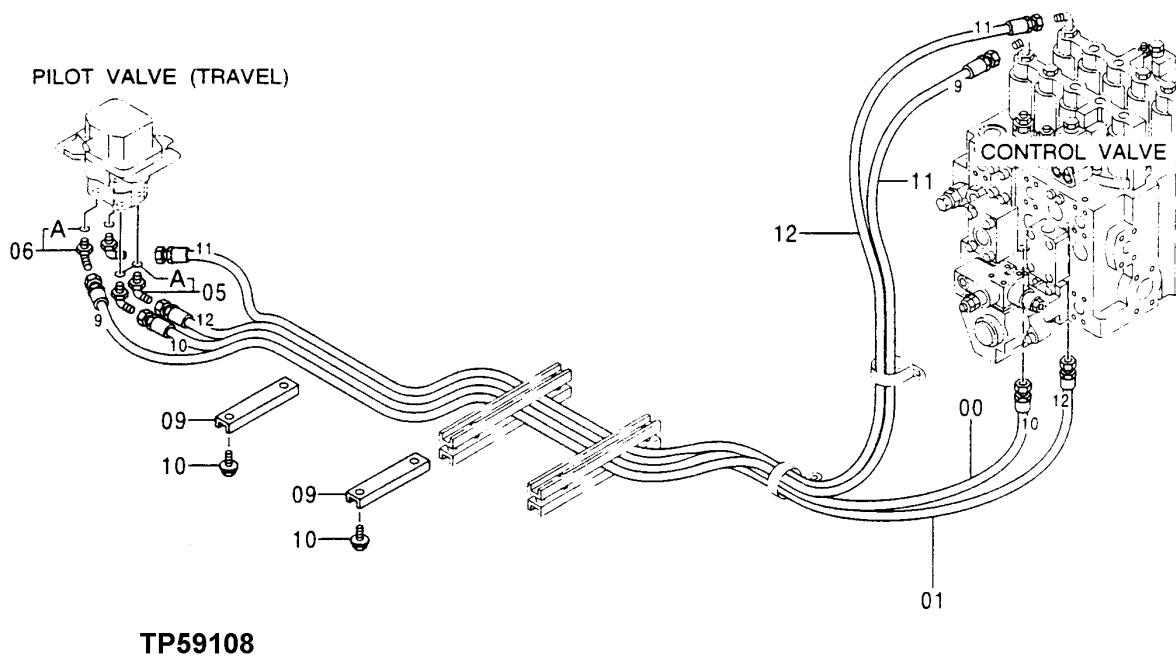
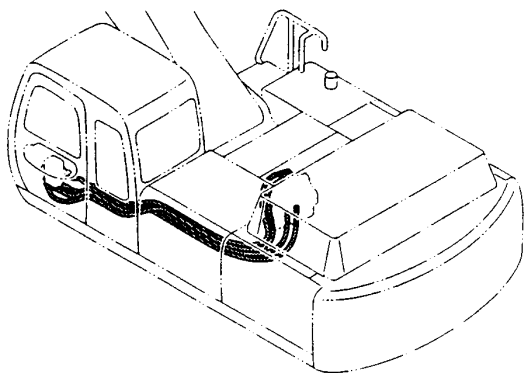
TP59107

PILOT PIPINGS

KEY	PART NO.	PART NAME	QTY	SERIAL NO.	REMARKS
1	TH108328	ADAPTER	2		
1A	M800650	PACKING	1		
20	AT213811	ADAPTER	2		
20A	M800650	PACKING	1		
22	AT214020	TEE FITTING	2		
22A	M800650	PACKING	1		
23	AT250089	HYDRAULIC HOSE	1		
24	AT213831	HOSE GUARD	1		
25	AT250140	HYDRAULIC HOSE	1		
27	AT213971	SWITCH	2		(PILOT PRESSURE - AUTO IDLE AND DIG PRESSURE, PROPEL PRESSURE)
27A	M800650	PACKING	1		
28	TH102536	DRAIN PLUG	1		
28A	M800650	PACKING	1		
34	AT213840	SENSOR	2		(PRESSURE)
34A	M800650	PACKING	1		
40	19M7938	CAP SCREW	1	M10 X 20	
	12M7066	LOCK WASHER	1	10.200 MM (0.402")	
49	TH108321	CLIP	1		

TP59108 -UN-29APR98

PILOT PIPINGS



TP59108

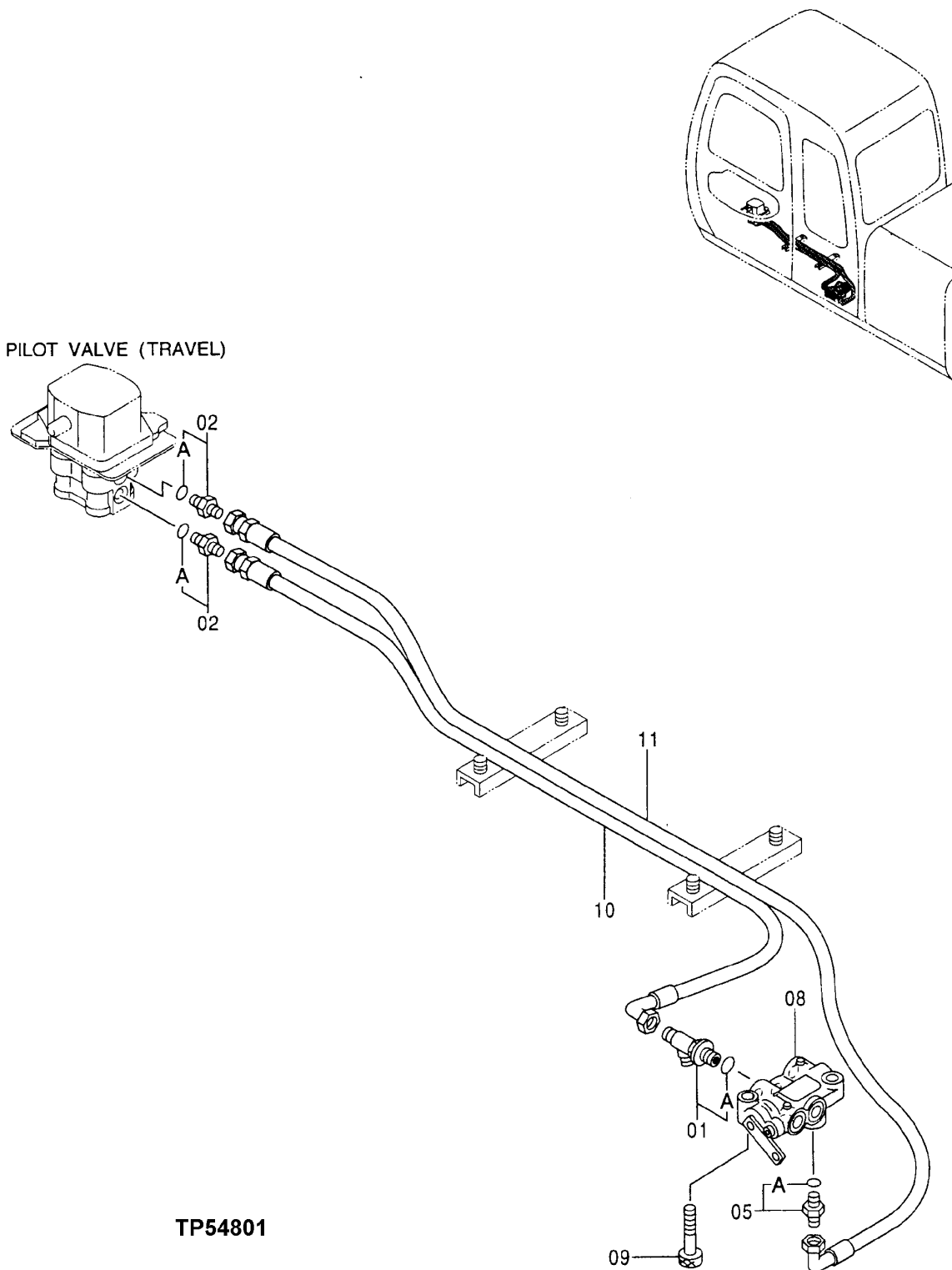
PILOT PIPINGS

KEY	PART NO.	PART NAME	QTY	SERIAL NO.	REMARKS
0	AT250064	HYDRAULIC HOSE	1		
1	AT219679	HYDRAULIC HOSE	1		
5	TH101930	ELBOW FITTING	2		
5A	M800650	PACKING	1		
6	AT204940	ELBOW FITTING	2		(SUB AT204940)
6A	M800650	PACKING	1		
9	AT213888	CHANNEL	2		
10	19M8324	CAP SCREW	4		M10 X 16
	12M7066	LOCK WASHER	4		10.200 MM (0.402")
11	AT250093	HYDRAULIC HOSE	1		
12	AT250094	HYDRAULIC HOSE	1		

TP54801

-UN-02JUN97

PILOT PIPINGS



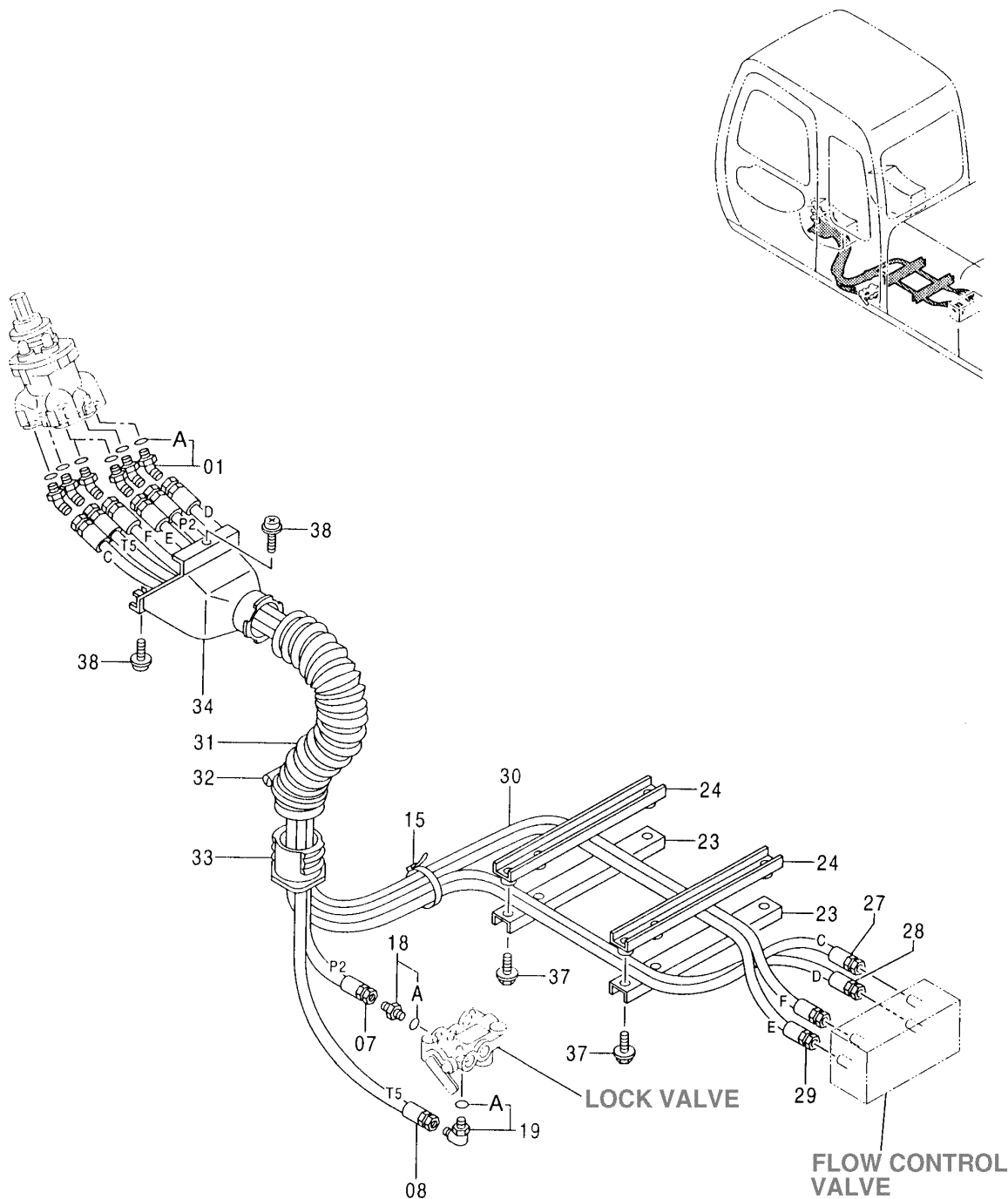
PILOT PIPINGS

KEY	PART NO.	PART NAME	QTY	SERIAL NO.	REMARKS
1	AT214033	FILTER	1		
1A	CH11570	O-RING	1		13.800 X 2.400 MM (0.543" X 0.094")
2	TH108417	ADAPTER	2		
2A	M800650	PACKING	1		
5	TH108320	ADAPTER	1		
5A	CH11570	O-RING	1		13.800 X 2.400 MM (0.543" X 0.094")
8	AT213862	VALVE	1		
9	AT213616	SCREW	2		
10	AT215941	HYDRAULIC HOSE - FABRICATE	1		9/16" X 950 MM (37-1/2") X 9/16"
11	AT215918	HYDRAULIC HOSE - FABRICATE	1		9/16" X 1 100 MM (43-1/4") X 9/16"

TP47947

-UN-28MAY96

PILOT PIPINGS



TP47947

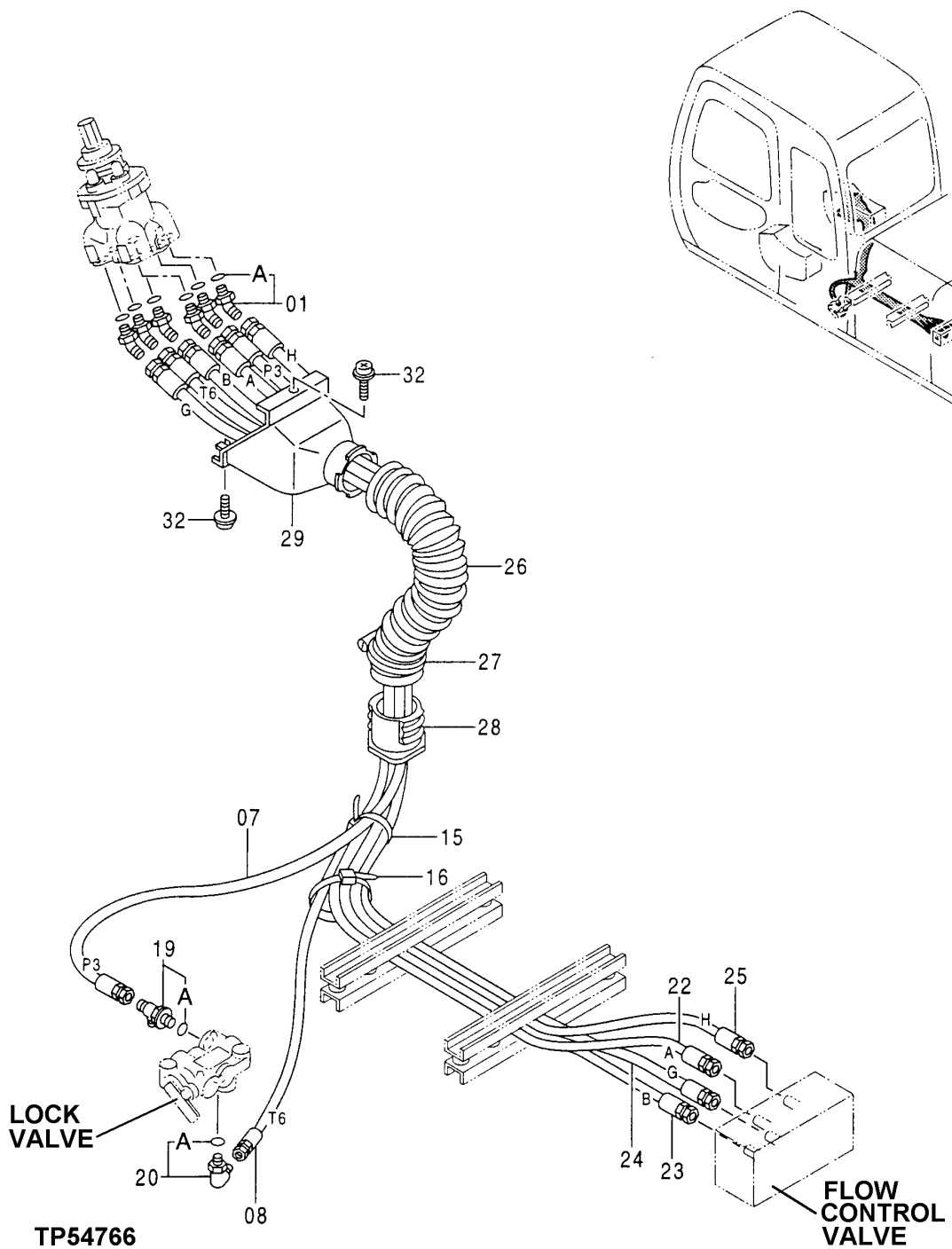
PILOT PIPINGS

KEY	PART NO.	PART NAME	QTY	SERIAL NO.	REMARKS
1	AT154994	ELBOW FITTING	6		
1A	M800650	PACKING	1		
7	AT215538	HYDRAULIC HOSE - FABRICATE	1		
8	AT215539	HYDRAULIC HOSE - FABRICATE	1		
15	H77698	TIE BAND	1		
18	AT154285	FITTING	1		
18A	CH11570	O-RING	1	13.800 X 2.400 MM (0.543" X 0.094")	
19	TH101047	ELBOW FITTING	1		
19A	CH11570	O-RING	1	13.800 X 2.400 MM (0.543" X 0.094")	
23	AT213887	CHANNEL	2		
24	AT214405	CHANNEL	2		
27	AT219680	HYDRAULIC HOSE	1		
28	AT219681	HYDRAULIC HOSE	1		
29	AT219689	HYDRAULIC HOSE	1		
30	AT250015	HYDRAULIC HOSE	1		
31	AT213957	HOSE	1		
32	AT213962	CLAMP	1		
33	AT213780	BUSHING	1		
34	AT213784	COVER	1		
37	19M7358	CAP SCREW	4	M10 X 40	
	12M7066	LOCK WASHER	4	10.200 MM (0.402")	
	24M7028	WASHER	4	10.500 X 20 X 2 MM (0.413" X 0.787" X 0.079")	
38	AT200012	SCREW, WITH WASHER	2		

TP54766

-UN-22APR97

PILOT PIPINGS



EXCAVATOR

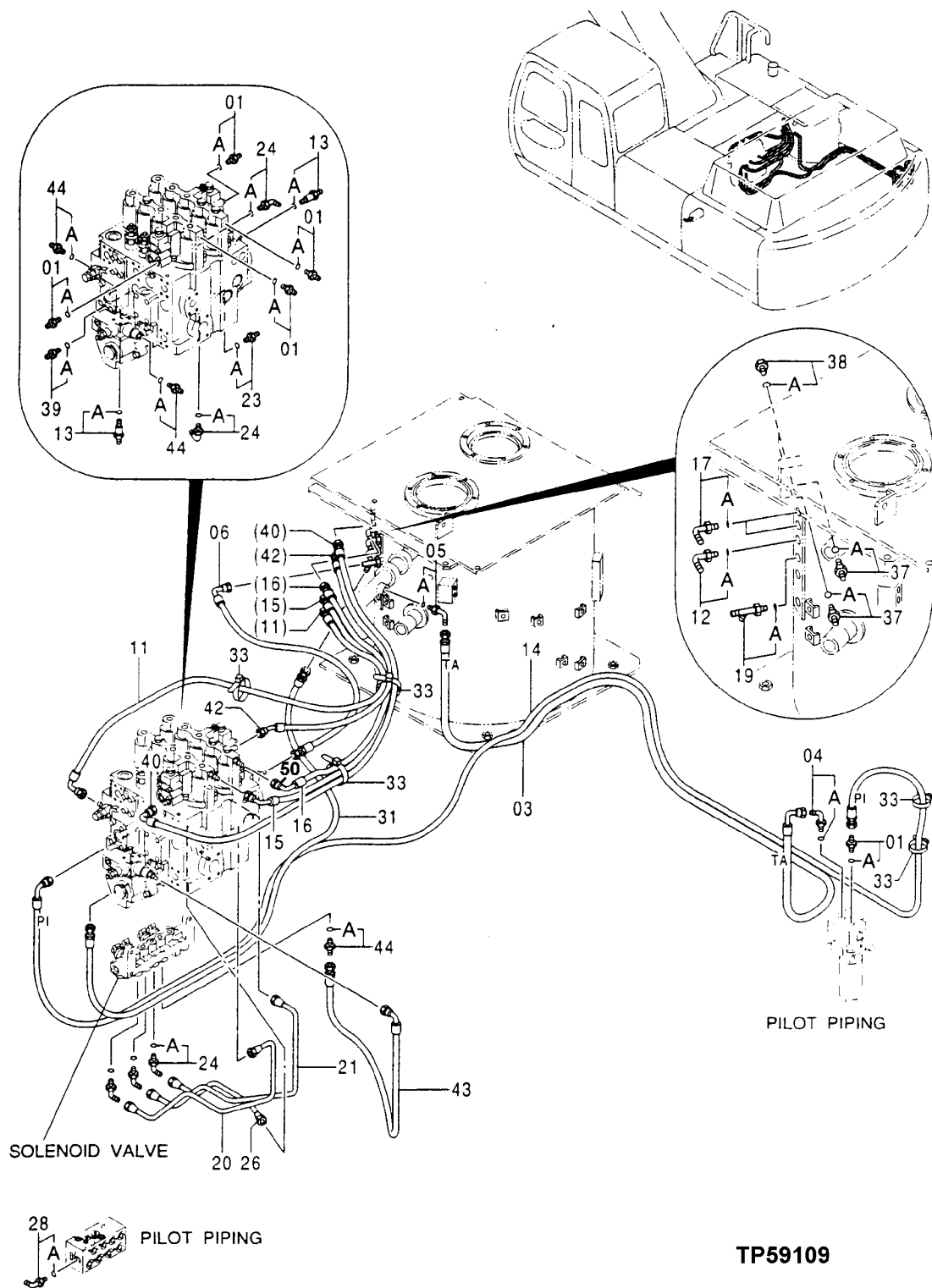
PILOT PIPINGS

KEY	PART NO.	PART NAME	QTY	SERIAL NO.	REMARKS
1	AT154994	ELBOW FITTING	6		
1A	M800650	PACKING	1		
7	AT215542	HYDRAULIC HOSE - FABRICATE	1		
8	AT215543	HYDRAULIC HOSE - FABRICATE	1		
15	H77698	TIE BAND	1		
16	H77698	TIE BAND	1		
19	AT154285	FITTING	1		
19A	CH11570	O-RING	1	13.800 X 2.400 MM (0.543" X 0.094")	
20	TH101047	ELBOW FITTING	1		
20A	CH11570	O-RING	1	13.800 X 2.400 MM (0.543" X 0.094")	
22	AE42000	HYDRAULIC HOSE	1	9/16" X 2 000 MM (78-3/4") X 9/16"	
23	AT219688	HYDRAULIC HOSE	1		
24	AT216542	HYDRAULIC HOSE - FABRICATE	1	9/16" X 1 900 MM (74-3/4") X 9/16"	
25	AT216543	HYDRAULIC HOSE - FABRICATE	1	9/16" X 1 900 MM (74-3/4") X 9/16"	
26	AT213957	HOSE	1		
27	AT213962	CLAMP	1		
28	AT213780	BUSHING	1		
29	AT213784	COVER	1		
32	AT200012	SCREW, WITH WASHER	2		

TP59109

-UN-29APR98

PILOT PIPINGS



TP59109

EXCAVATOR

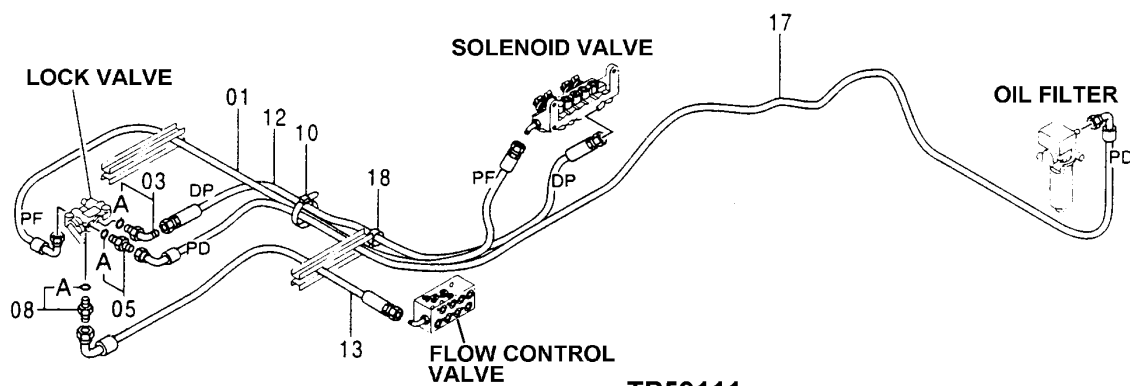
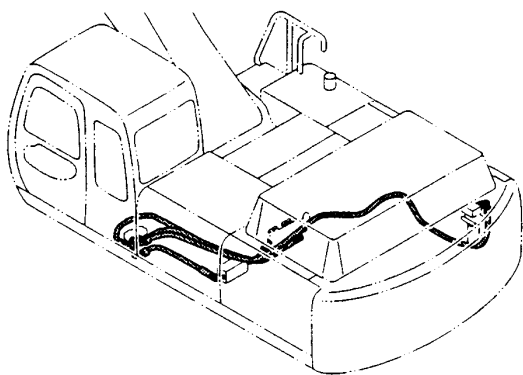
PILOT PIPINGS

KEY	PART NO.	PART NAME	QTY	SERIAL NO.	REMARKS
1	TH108328	ADAPTER	5		
1A	M800650	PACKING	1		
3	AT250065	HYDRAULIC HOSE	1		
4	TH101008	ELBOW FITTING	1		
4A	U46489	O-RING	1		17.800 X 2.400 MM (0.701" X 0.094")
5	AT130819	ELBOW FITTING	1		
5A	CH11570	O-RING	1		13.800 X 2.400 MM (0.543" X 0.094")
6	AT250091	HYDRAULIC HOSE	1		
11	AT219676	HYDRAULIC HOSE	1		
12	TH101047	ELBOW FITTING	1		
12A	CH11570	O-RING	1		13.800 X 2.400 MM (0.543" X 0.094")
13	AT250087	ADAPTER	2		
13A	M800650	PACKING	1		
14	AT250092	HYDRAULIC HOSE	1		
15	AT250066	HYDRAULIC HOSE	1		
16	AT126850	HYDRAULIC HOSE - FABRICATE	1		7/16" X 770 MM (30-1/4") X 7/16"
17	TH100951	ELBOW FITTING	2		
17A	M800650	PACKING	1		
19	AT126362	TEE FITTING	1		
19A	CH11570	O-RING	1		13.800 X 2.400 MM (0.543" X 0.094")
20	AT250059	HYDRAULIC LINE	1		
21	AT219635	HYDRAULIC LINE	1		
23	AT155270	FITTING	1		
23A	M800650	PACKING	1		
24	AT160584	FITTING	5		
24A	M800650	PACKING	1		
26	AT250060	HYDRAULIC LINE	1		
28	TH101930	ELBOW FITTING	1		
28A	M800650	PACKING	1		
31	AT219674	HYDRAULIC HOSE	1		
33	H77698	TIE BAND	5		
37	AT213811	ADAPTER	2		
37A	M800650	PACKING	1		
38	TH102536	DRAIN PLUG	2		
38A	M800650	PACKING	1		
39	AP35920	FILTER	1		
39A	M800650	PACKING	1		
40	AT219690	HYDRAULIC HOSE	1		
42	AT250145	HYDRAULIC HOSE	1		
43	AT215941	HYDRAULIC HOSE - FABRICATE	1		9/16" X 950 MM (37-1/2") X 9/16"
44	TH108417	ADAPTER	3		
44A	M800650	PACKING	1		
50	AH89069	ELBOW FITTING	1		

TP59111

-UN-29APR98

PILOT PIPINGS



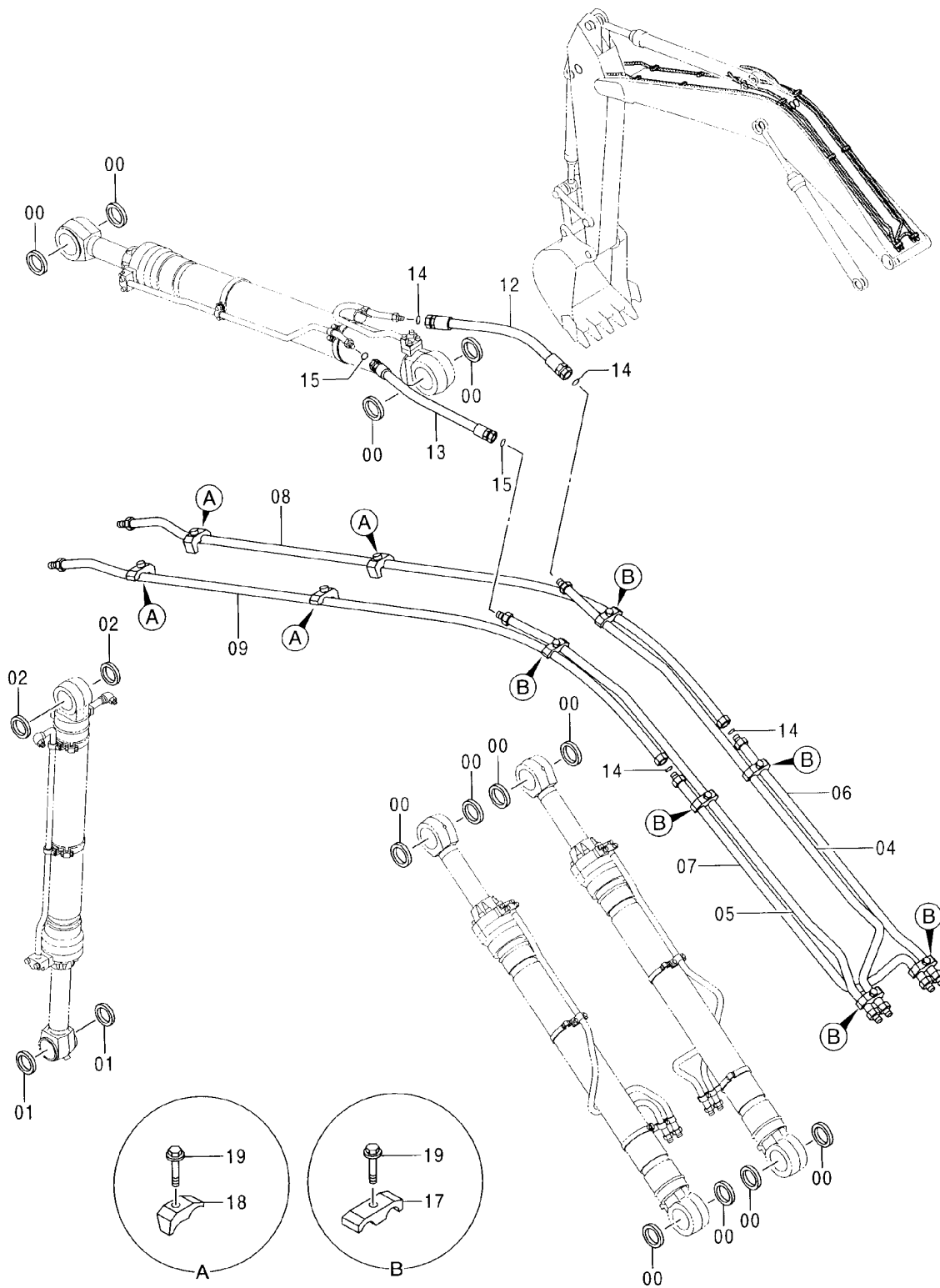
PILOT PIPINGS

KEY	PART NO.	PART NAME	QTY	SERIAL NO.	REMARKS
1	AT219678	HYDRAULIC HOSE	1		
3	AT130819	ELBOW FITTING	1		
3A	CH11570	O-RING	1		13.800 X 2.400 MM (0.543" X 0.094")
5	TH108320	ADAPTER	1		
5A	CH11570	O-RING	1		13.800 X 2.400 MM (0.543" X 0.094")
8	AT213911	FILTER	1		
8A	M800650	PACKING	1		
10	H77698	TIE BAND	1		
12	AT250146	HYDRAULIC HOSE	1		
13	AT219676	HYDRAULIC HOSE	1		
17	AT250139	HYDRAULIC HOSE	1	-080003	
	AT250441	HYDRAULIC HOSE	1	080004-	
18	TH108460	CLIP	1		

TP59171

-UN-01JUN98

FRONT PIPINGS

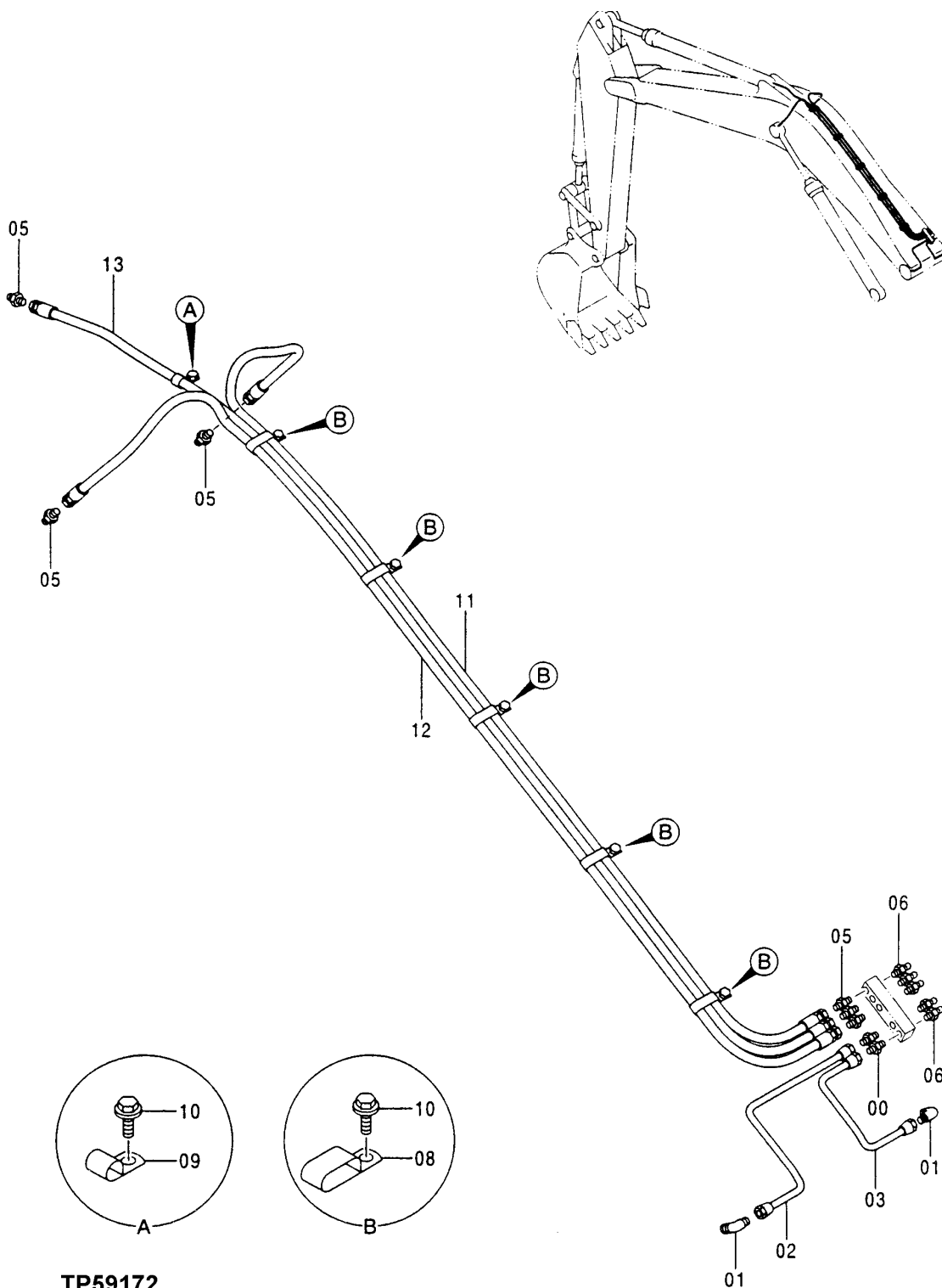


FRONT PIPINGS

KEY	PART NO.	PART NAME	QTY	SERIAL NO.	REMARKS
0	TH103200	SEAL	12		
1	TH102411	SEAL	2		
2	TH102445	SEAL	2		
4	AT250218	OIL LINE	1		
5	AT250219	OIL LINE	1		
6	TH111634	OIL LINE	1		
7	TH111633	OIL LINE	1		
8	AT250220	OIL LINE	1		
9	AT250221	OIL LINE	1		
12	AT250072	HYDRAULIC HOSE	1		
13	AT172092	HYDRAULIC HOSE - FABRICATE	1		
14	T78612	O-RING	4		29.870 X 1.778 MM (1.176" X 0.070")
15	T76938	O-RING	2		23.520 X 1.778 MM (0.926" X 0.070")
17	TH108314	CLAMP	6		
18	TH108313	CLAMP	4		
19	19M8348	CAP SCREW	10		M12 X 65
	12H301	LOCK WASHER	10		12.700 MM (1/2")

TP59172 -UN-01JUN98

LUBRICATE PIPINGS



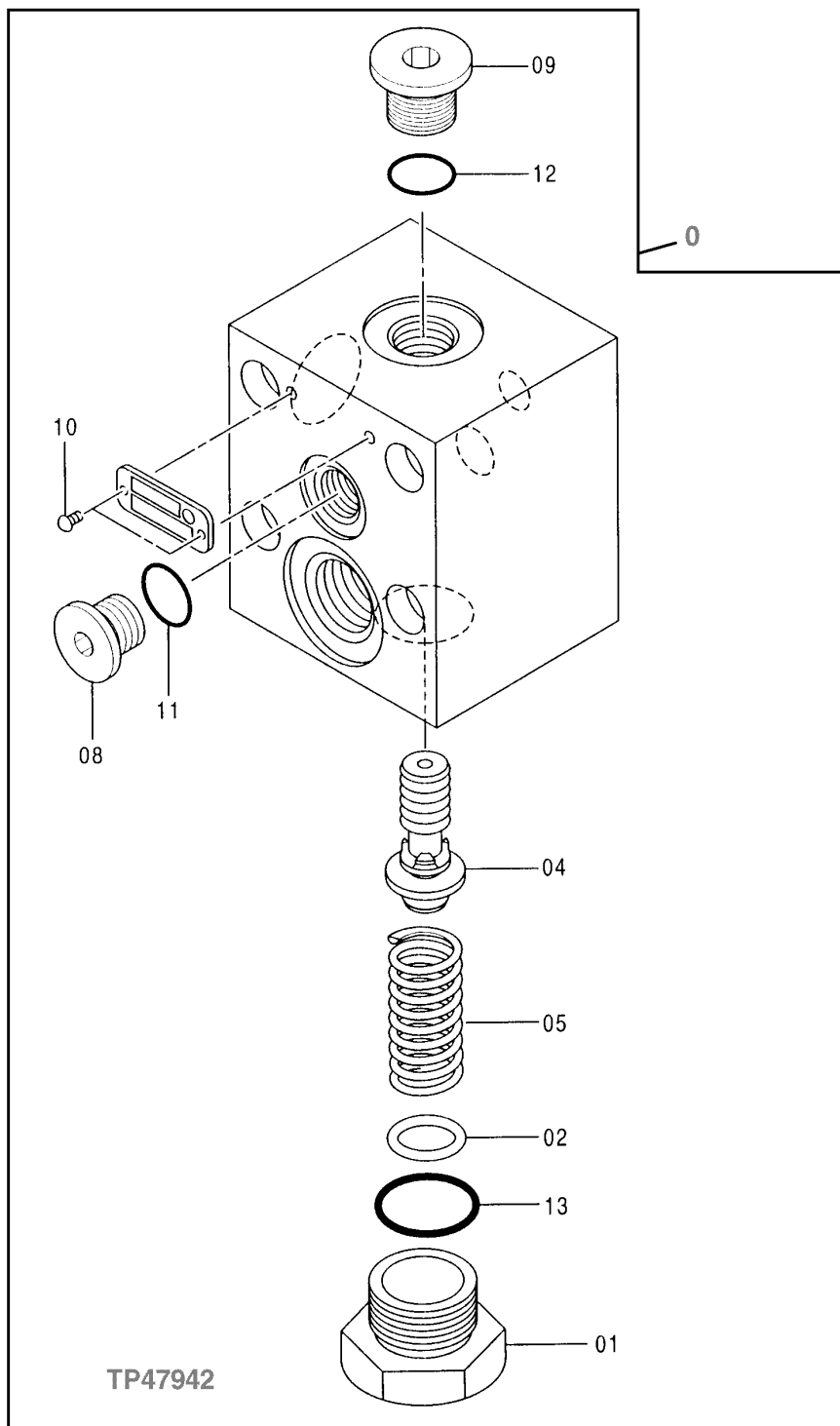
LUBRICATE PIPINGS

KEY	PART NO.	PART NAME	QTY	SERIAL NO.	REMARKS
0	AT176256	ADAPTER	2		
1	AT176258	ELBOW FITTING	2		
2	AT250070	OIL LINE	1		
3	AT250071	OIL LINE	1		
5	TH100963	ADAPTER	6		
6	JD7769	LUBRICATION FITTING	5		
8	T152608	CLAMP	5		
9	TH109649	CLIP	1		
10	19M8324	CAP SCREW	6	M10 X 16	
	12M7067	LOCK WASHER	6	12.200 MM (0.480")	
11	AT154755	HYDRAULIC HOSE - FABRICATE	1	7/16" X 3 530 MM (139") X 7/16"	
12	AT219662	HYDRAULIC HOSE	1		
13	AT167078	HYDRAULIC HOSE - FABRICATE	1	7/16" X 3 700 MM (145-3/4") X 7/16"	

TP47942

-UN-22MAY96

RELIEF VALVE



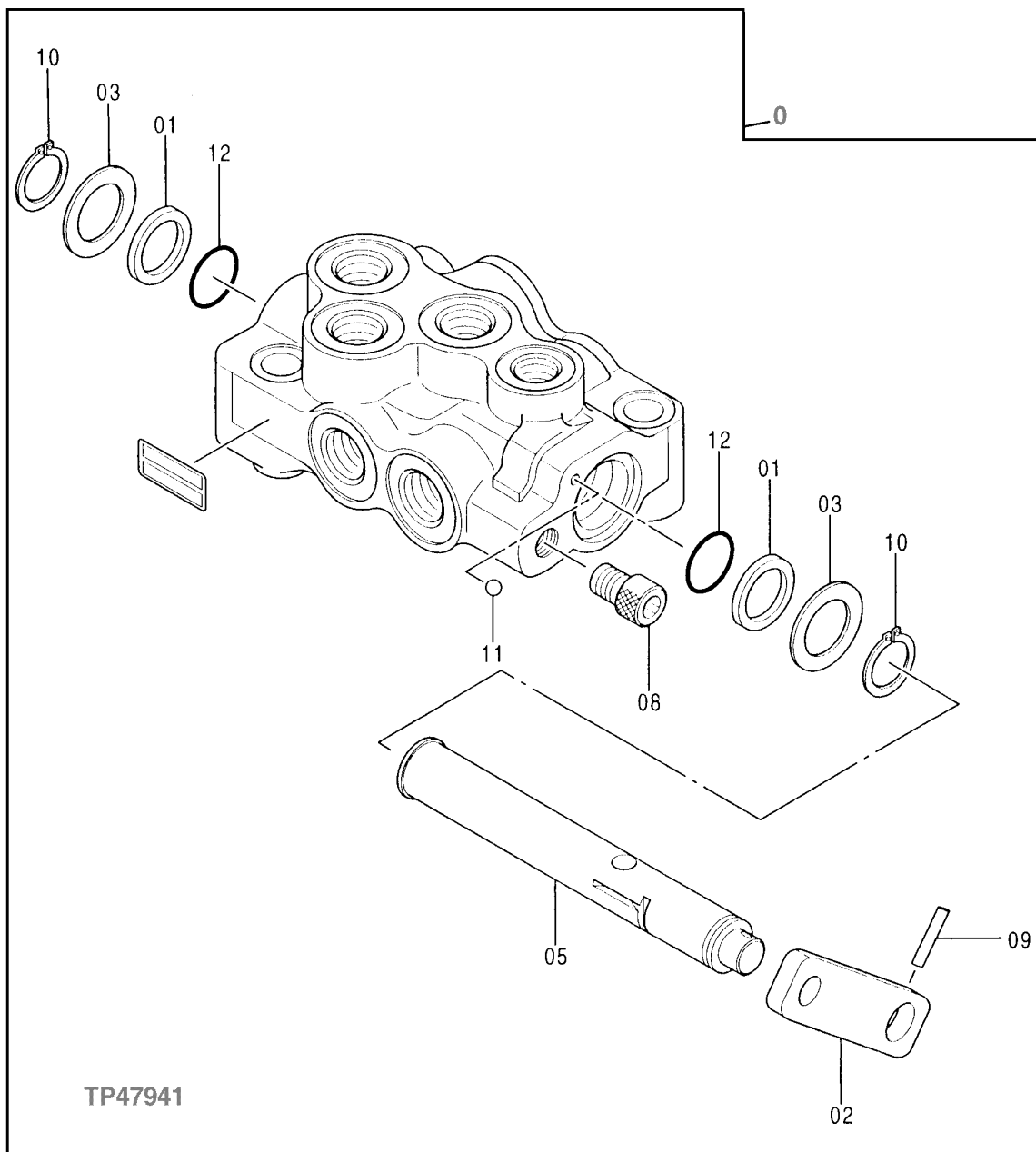
RELIEF VALVE

KEY	PART NO.	PART NAME	QTY	SERIAL NO.	REMARKS
0	AT213955	RELIEF VALVE	1		
1	TH110207	PIPE PLUG	1		
2	AT213628	SHIM	1		
4	AT213709	POPPET	1		
5	AT213710	COMPRESSION SPRING	1		
8	AT120949	PLUG	1		
9	TH109285	PIPE PLUG	1		
10	TH102697	SCREW	2		
11	M800650	PACKING	1		
12	CH11570	O-RING	1		13.800 X 2.400 MM (0.543" X 0.094")
13	TH100055	O-RING	1		23.700 X 3.500 MM (0.933" X 0.138")

TP47941

-UN-20MAY96

LOCK VALVE



TP47941

EXCAVATOR

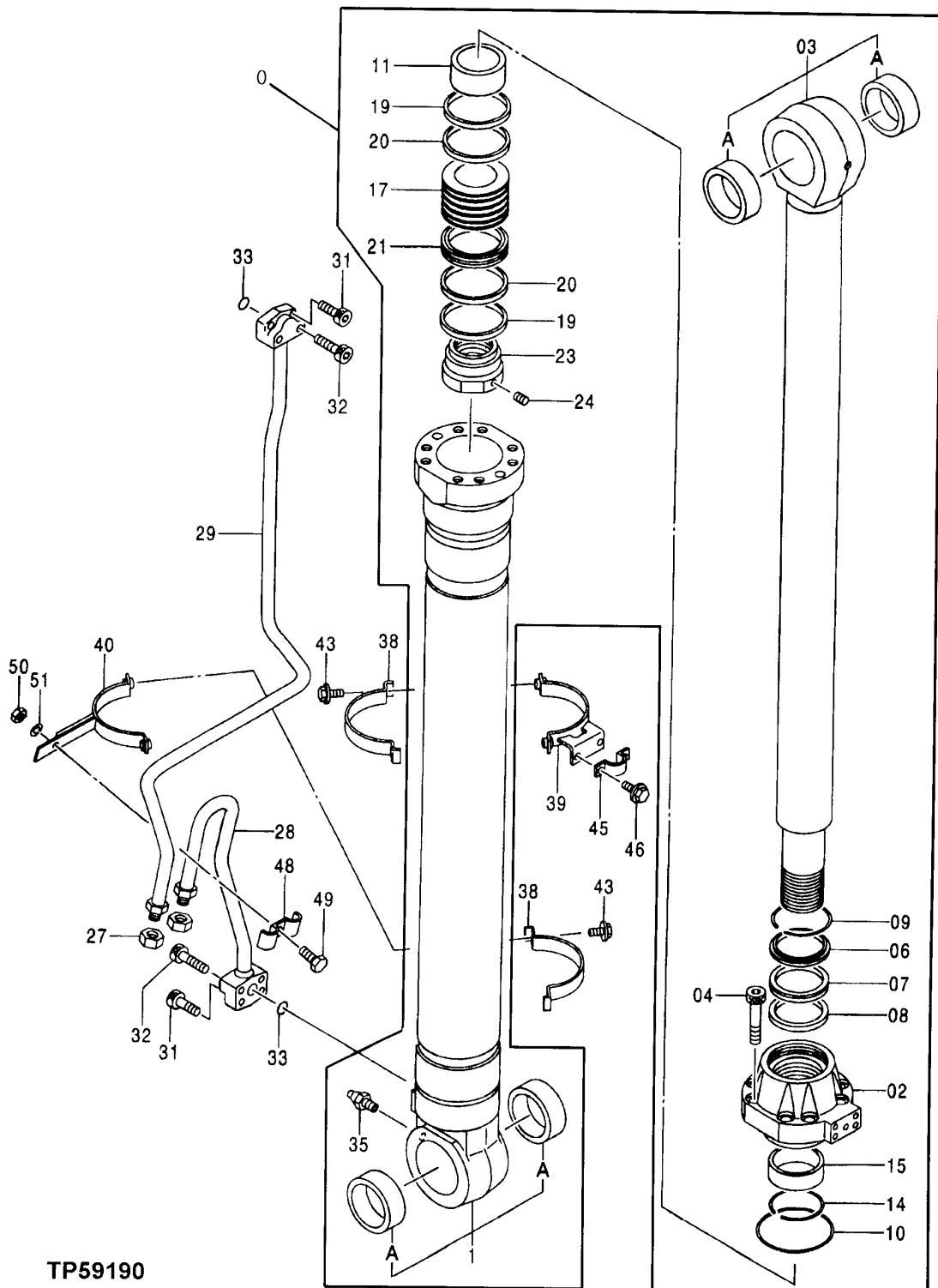
LOCK VALVE

KEY	PART NO.	PART NAME	QTY	SERIAL NO.	REMARKS
0	AT213862	VALVE	1		
1	TH109299	BACK-UP RING	2		18.100 X 22 X 2.700 MM (0.713" X 0.866" X 0.106")
2	AT213705	STRAP	1		
3	AT153842	WASHER	2		18.200 X 27 X 1.600 MM (0.717" X 1.063" X 0.063")
5	AT213706	VALVE SPOOL	1		
8	AT153843	BOLT	1		M8 X 12
9	AT213707	SPRING PIN	1		
10	AT153844	SNAP RING	2		
11	TH109297	BALL	1		3 MM (0.118")
12	CH14634	O-RING	2		17.800 X 2.400 MM (0.701" X 0.094")

TP59190

-UN-16JUN98

RIGHT BOOM CYLINDER



TP59190

EXCAVATOR

RIGHT BOOM CYLINDER

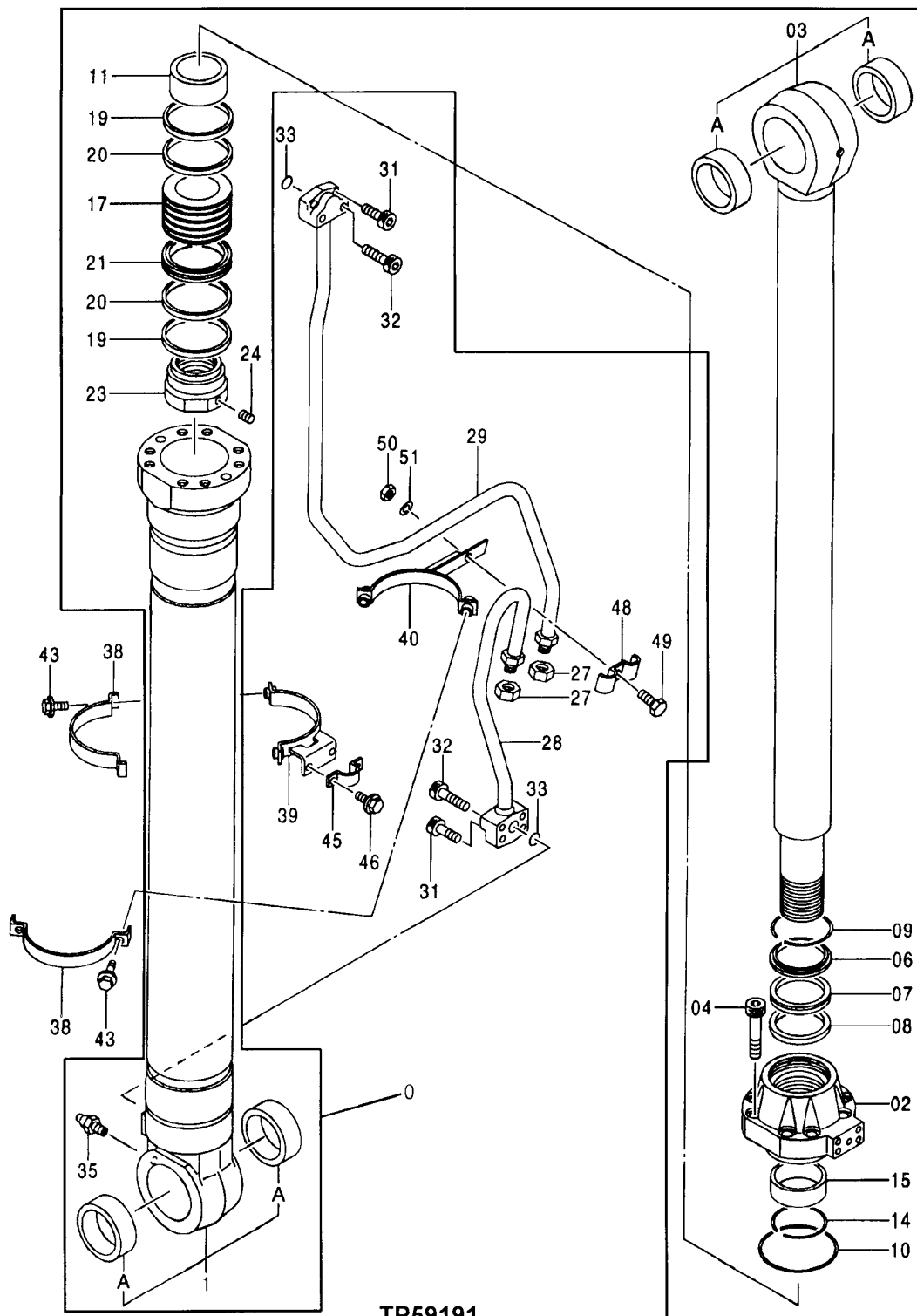
KEY	PART NO.	PART NAME	QTY	SERIAL NO.	REMARKS
0	AT250455	HYDRAULIC CYLINDER	1		
1	AT250174	HYDRAULIC CYLINDER BARREL	1		(USE IF AVAILABLE)
	AT250264	HYDRAULIC CYLINDER BARREL	1		(SUB AT250174)
1A	AT250026	BUSHING	2		
2	AT219588	HYDR. CYLINDER ROD GUIDE	1		
3	AT250175	ROD	1		
3A	AT250026	BUSHING	2		
4	19M8630	SCREW	9		M24 X 80
6	AT219685	SEAL	1		(K)
7	TH111838	SEAL	1		(K)
8	AT250039	RING	1		(K)
9	AT250038	SNAP RING	1		
10	AT250040	O-RING	1		(K)
11	AT250042	RING	1		
14	AT130834	SNAP RING	1		
15	AT250041	RING	1		
17	AT219644	PISTON	1		
19	TH111845	RING	2		
20	TH111846	WEAR RING	2		
21	TH111847	RING	1		
23	TH111848	NUT	1		
24	TH110066	SET SCREW	1		M12 X 20
27	AT219663	NUT	2		
28	AT250205	HYDRAULIC LINE	1		
29	AT250206	HYDRAULIC LINE	1		
31	19M8341	SCREW	4		M12 X 45
32	19M8444	SCREW	4		M12 X 60
33	TH100044	O-RING	2		34.400 X 3.100 MM (1.354" X 0.122")
35	TH100074	LUBRICATION FITTING	1		
38	AT219643	CLAMP	2		
39	AT250226	CLAMP	1		
40	AT250200	CLAMP	1		
43	19M7550	CAP SCREW	4		M10 X 35
	12M7066	LOCK WASHER	4		10.200 MM (0.402")
45	TH110059	CLAMP	1		
46	19M7402	CAP SCREW	2		M10 X 25
	12M7066	LOCK WASHER	2		10.200 MM (0.402")
48	TH111990	CLAMP	1		
49	19M8348	CAP SCREW	1		M12 X 65
50	14M7275	NUT	1		M12
51	12H301	LOCK WASHER	1		12.700 MM (1/2")

(K) AT250267 SEAL KIT

TP59191

-UN-16JUN98

LEFT BOOM CYLINDER



TP59191

EXCAVATOR

LEFT BOOM CYLINDER

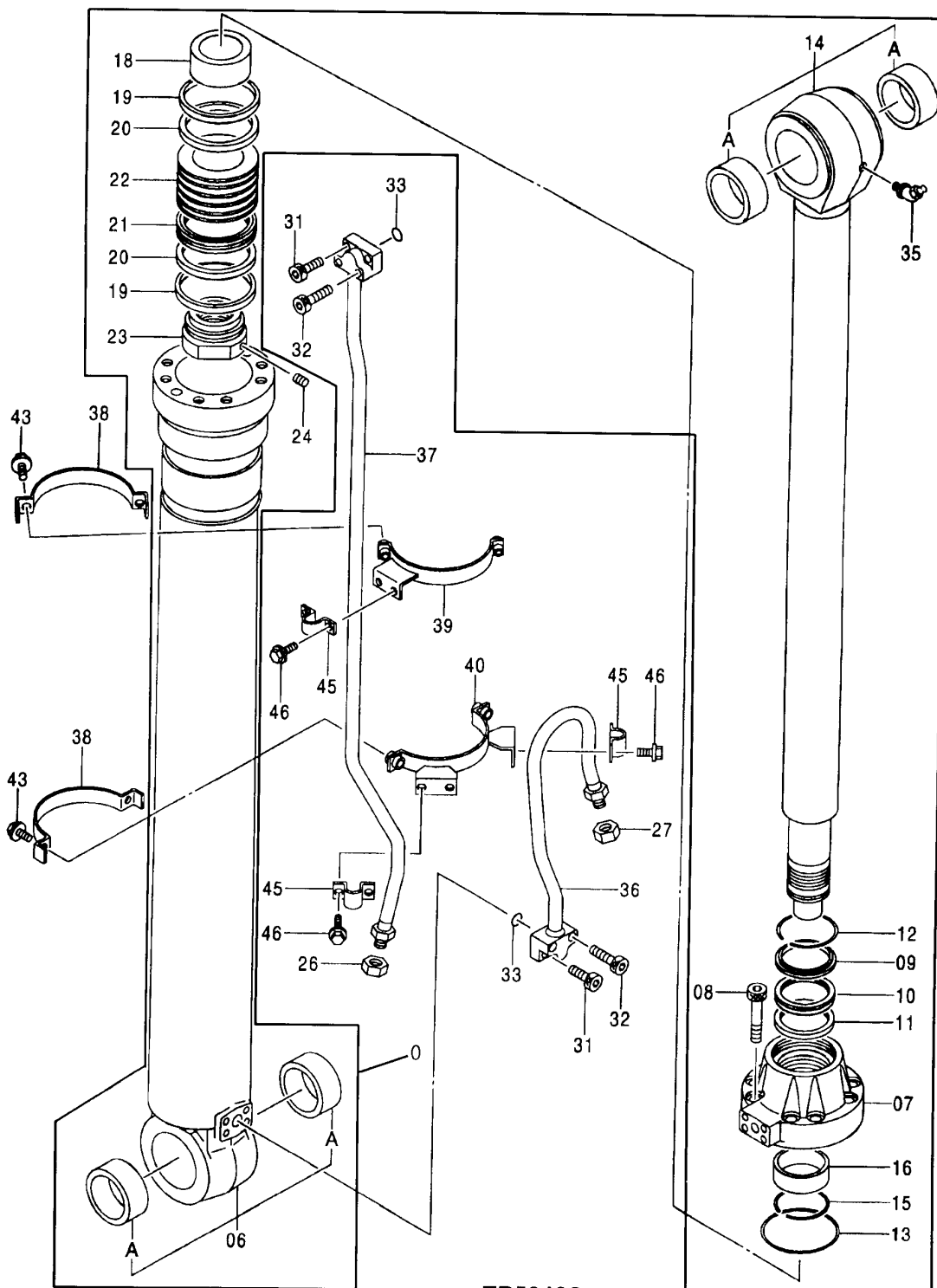
KEY	PART NO.	PART NAME	QTY	SERIAL NO.	REMARKS
0	AT250455	HYDRAULIC CYLINDER	1		
1	AT250174	HYDRAULIC CYLINDER BARREL	1		(USE IF AVAILABLE)
	AT250264	HYDRAULIC CYLINDER BARREL	1		(SUB AT250174)
1A	AT250026	BUSHING	2		
2	AT219588	HYDR. CYLINDER ROD GUIDE	1		
3	AT250175	ROD	1		
3A	AT250026	BUSHING	2		
4	19M8630	SCREW	9		M24 X 80
6	AT219685	SEAL	1		(K)
7	TH111838	SEAL	1		(K)
8	AT250039	RING	1		(K)
9	AT250038	SNAP RING	1		
10	AT250040	O-RING	1		(K)
11	AT250042	RING	1		
14	AT130834	SNAP RING	1		
15	AT250041	RING	1		
17	AT219644	PISTON	1		
19	TH111845	RING	2		
20	TH111846	WEAR RING	2		
21	TH111847	RING	1		
23	TH111848	NUT	1		
24	TH110066	SET SCREW	1		M12 X 20
27	AT219663	NUT	2		
28	AT250207	HYDRAULIC LINE	1		
29	AT250208	HYDRAULIC LINE	1		
31	19M8341	SCREW	4		M12 X 45
32	19M8444	SCREW	4		M12 X 60
33	TH100044	O-RING	2		34.400 X 3.100 MM (1.354" X 0.122")
35	TH100074	LUBRICATION FITTING	1		
38	AT219643	CLAMP	2		
39	AT250226	CLAMP	1		
40	AT250201	CLAMP	1		
43	19M7550	CAP SCREW	4		M10 X 35
	12M7066	LOCK WASHER	4		10.200 MM (0.402")
45	TH110059	CLAMP	1		
46	19M7402	CAP SCREW	2		M10 X 25
	12M7066	LOCK WASHER	2		10.200 MM (0.402")
48	TH111990	CLAMP	1		
49	19M8348	CAP SCREW	1		M12 X 65
50	14M7275	NUT	1		M12
51	12H301	LOCK WASHER	1		12.700 MM (1/2")

K AT250267 SEAL KIT

TP59192

-UN-16JUN98

ARM CYLINDER



TP59192

EXCAVATOR

ARM CYLINDER

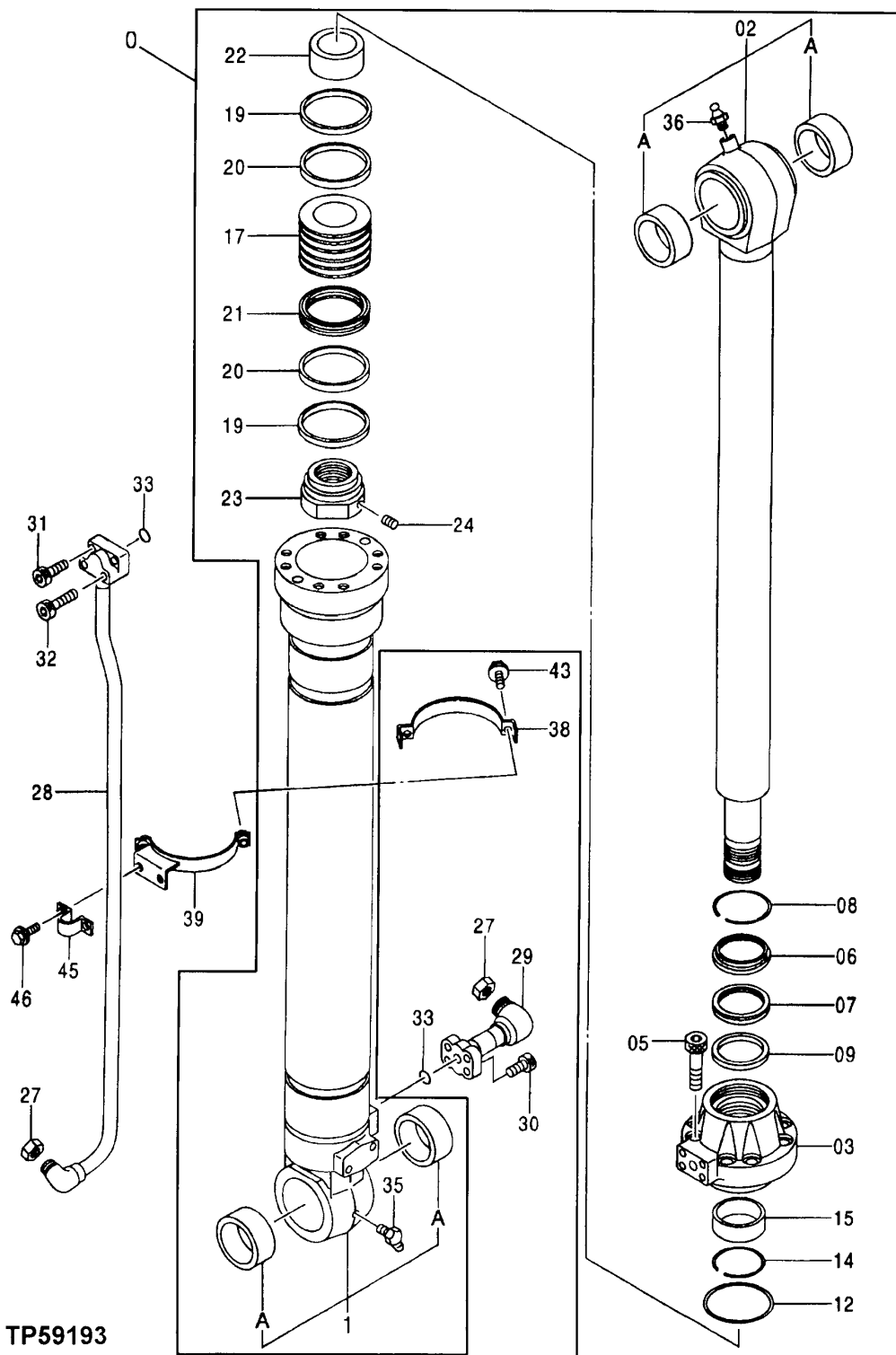
KEY	PART NO.	PART NAME	QTY	SERIAL NO.	REMARKS
0	AT250456	HYDRAULIC CYLINDER	1		
6	AT250171	HYDRAULIC CYLINDER BARREL	1		(USE IF AVAILABLE)
	AT250265	HYDRAULIC CYLINDER BARREL	1		(SUB AT250171)
6A	AT250029	BUSHING	2		
7	AT219589	HYDR. CYLINDER ROD GUIDE	1		
8	TH111068	SCREW	8		M27 X 100
9	AT250009	SEAL	1		(K)
10	AT250003	SEAL	1		(K)
11	AT250002	RING	1		(K)
12	AT250001	SNAP RING	1		
13	AT250098	O-RING	1		(K)
14	AT250172	ROD	1		
14A	AT250029	BUSHING	2		
15	AT250011	SNAP RING	1		
16	AT250007	RING	1		
18	AT250008	RING	1		
19	AT250005	RING	2		
20	AT250006	WEAR RING	2		
21	AT250004	SEAL	1		(K)
22	AT219642	PISTON	1		
23	AT200985	NUT	1		
24	TH110066	SET SCREW	1		M12 X 20
26	AT219663	NUT	1		
27	AT219664	NUT	1		
31	19M8341	SCREW	4		M12 X 45
32	19M8444	SCREW	4		M12 X 60
33	TH100044	O-RING	2		34.400 X 3.100 MM (1.354" X 0.122")
35	T116334	LUBRICATION FITTING	1		
36	AT250223	HYDRAULIC LINE	1		
37	AT250224	HYDRAULIC LINE	1		
38	AT219641	CLAMP	2		
39	AT250199	CLAMP	1		
40	AT250198	CLAMP	1		
43	19M7550	CAP SCREW	4		M10 X 35
	12M7066	LOCK WASHER	4		10.200 MM (0.402")
45	TH110059	CLAMP	3		
46	19M7402	CAP SCREW	6		M10 X 25
	12M7066	LOCK WASHER	6		10.200 MM (0.402")

(K) AT250268 SEAL KIT

TP59193

-UN-16JUN98

BUCKET CYLINDER



TP59193

EXCAVATOR

BUCKET CYLINDER

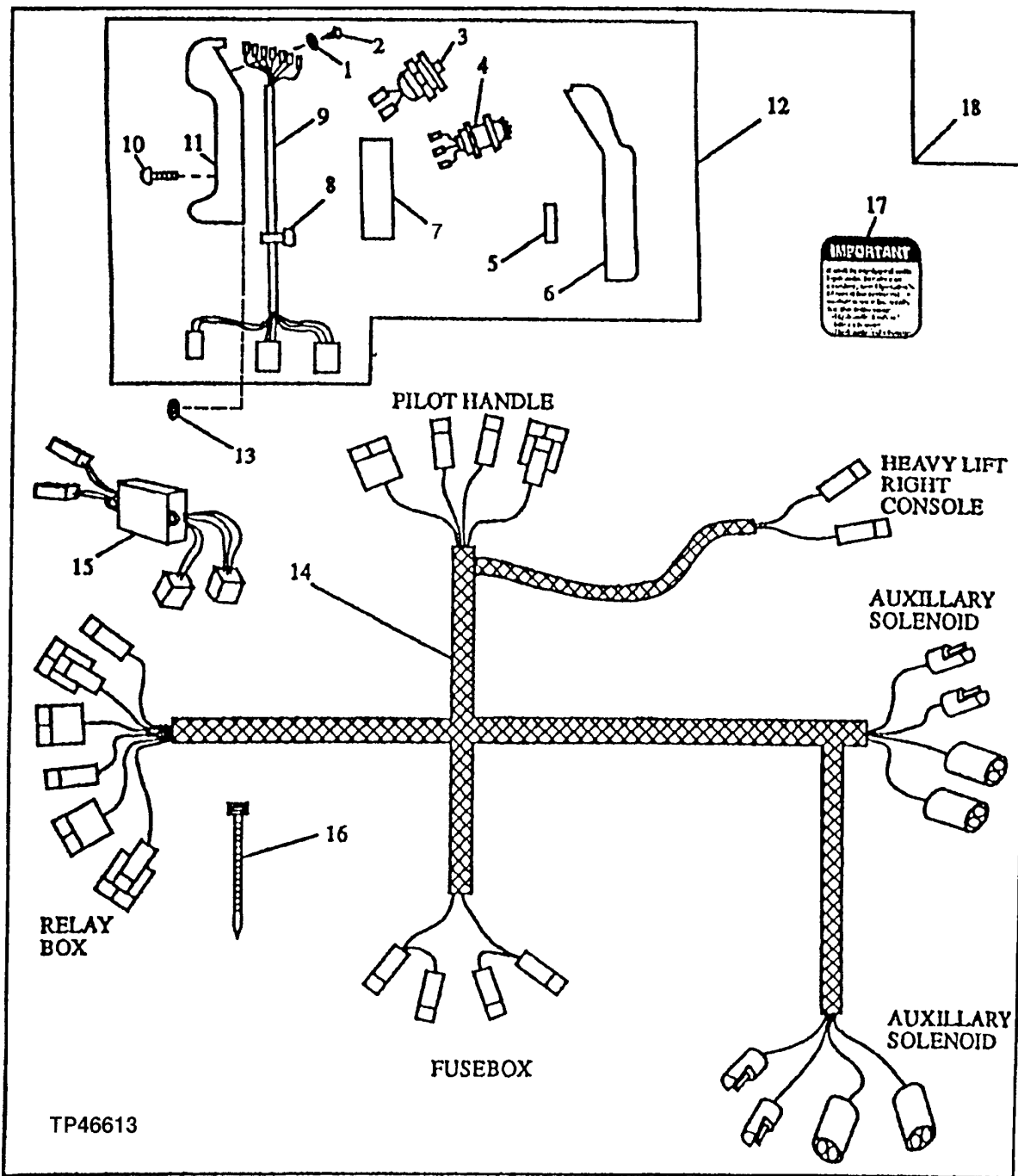
KEY	PART NO.	PART NAME	QTY	SERIAL NO.	REMARKS
0	AT250263	HYDRAULIC CYLINDER	1		
1	AT250173	HYDRAULIC CYLINDER BARREL	1		(USE IF AVAILABLE)
	AT250266	HYDRAULIC CYLINDER BARREL	1		(SUB AT250173)
1A	AT217787	BUSHING	2		
2	AT250183	ROD	1		
2A	AT250028	BUSHING	2		
3	AT181791	HYDRAULIC CYLINDER CAP	1		
5	19M8630	SCREW	8		M24 X 80
6	AT217969	SEAL	1		(K)
7	TH111216	SEAL	1		(K)
8	AT217983	RING	1		
9	AT219666	RING	1		(K)
12	AT159582	O-RING	1		(K) 134.600 X 5.700 MM (5.299" X 0.224")
14	AT131254	SNAP RING	1		
15	AT131420	BUSHING	1		
17	AT219645	PISTON	1		
19	TH110062	RING	2		
20	TH110063	WEAR RING	2		
21	TH110065	RING	1		(K)
22	TH111275	RING	1		
23	TH111191	NUT	1		
24	TH110066	SET SCREW	1		M12 X 20
27	AT219663	NUT	2		
28	TH111478	OIL LINE	1		
29	TH111477	OIL LINE	1		
30	19M8448	SCREW	4		M12 X 35
31	19M8341	SCREW	2		M12 X 45
32	19M8444	SCREW	2		M12 X 60
33	TH100044	O-RING	2		34.400 X 3.100 MM (1.354" X 0.122")
35	T116334	LUBRICATION FITTING	1		
36	TH100074	LUBRICATION FITTING	1		
38	TH111883	CLAMP	2		
39	TH111988	CLAMP	2		
43	19M7550	CAP SCREW	4		M10 X 35
	12M7066	LOCK WASHER	4		10.200 MM (0.402")
45	TH110059	CLAMP	2		
46	19M7402	CAP SCREW	4		M10 X 25
	12M7066	LOCK WASHER	4		10.200 MM (0.402")

(K) AT181792 SEAL KIT

DUAL CONTROL HANDLE WITH WIRING
FOR AUXILIARY CONTROLS (2 SOLENOIDS)

TP46613

-UN-10JAN95



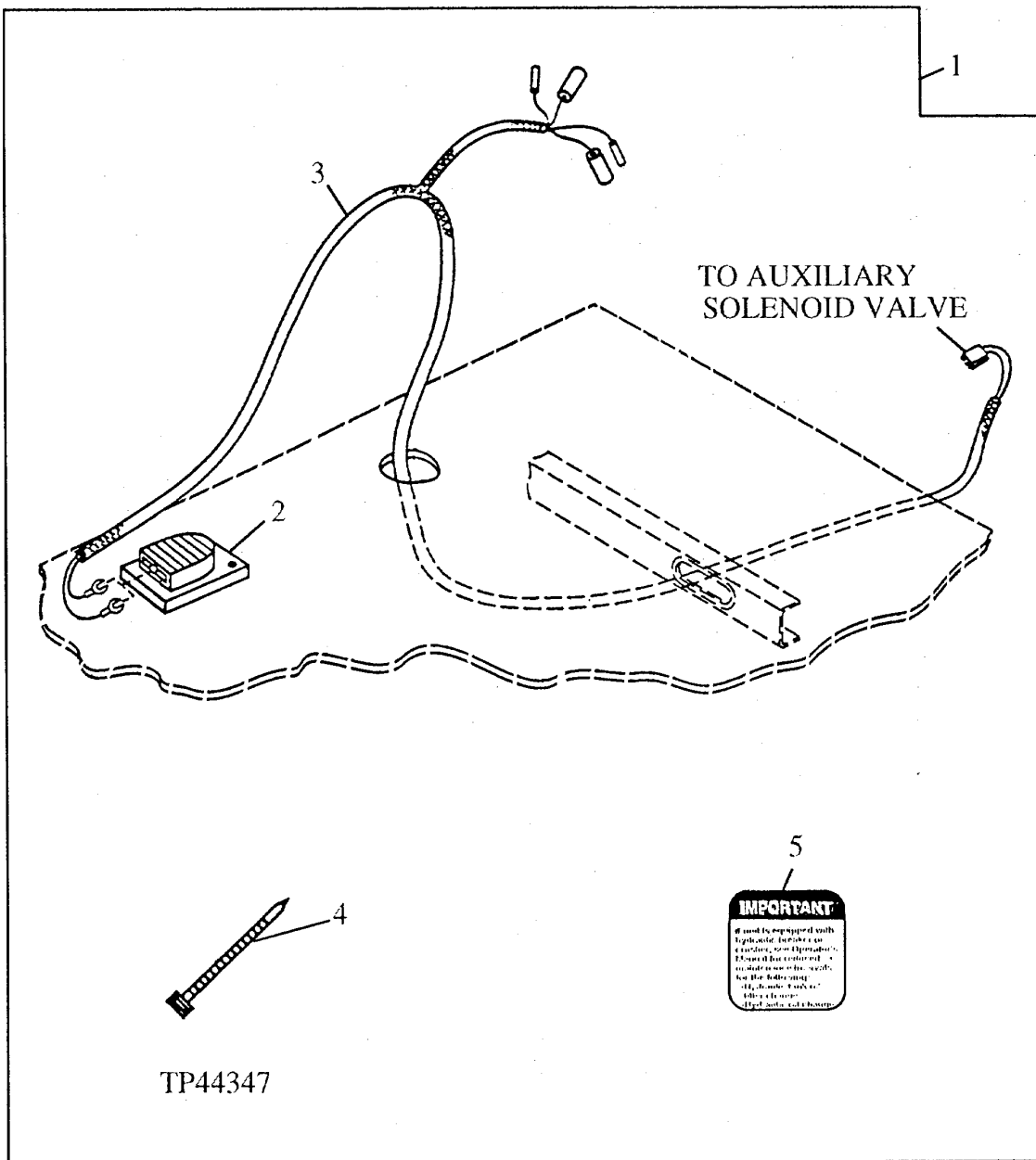
TP46613

**DUAL CONTROL HANDLE WITH WIRING
FOR AUXILIARY CONTROLS (2 SOLENOIDS)**

KEY	PART NO.	PART NAME	QTY	SERIAL NO.	REMARKS
1	12H321	WASHER	7		3.505 MM (0.138")
2	21H1308	SCREW	7		3.505 X 9.525 MM (0.138" X 3/8")
3	AT139383	SWITCH	1		PUSH BUTTON (MOMENTARY)
4	AT139382	ROCKER SWITCH	2		
5	R71799	NEEDLE ROLLER	2		
6	T114699	HANDLE	1		
7	T114698	SUPPORT	1		
8	R44302	TIE BAND	2		
9	AT115451	WIRING HARNESS	1		
10	T80394	SCREW	6		
11	AT115448	HANDLE	1		
12	AT135551	HANDLE	1		PILOT CONTROL
13	24M7240	WASHER	2		13 X 25 X 3 MM (0.512" X 0.984" X 0.118")
14	AT159553	WIRING HARNESS	1		SOLENOID VALVE
15	AT141562	RELAY MODULE	1		
16	R44302	TIE BAND	6		
17	T149434	LABEL	1		(IMPORTANT) (BETWEEN ASHTRAY AND OPERATOR'S CAUTION DECAL ON RIGHT SIDE OF CAB)
18	AT162242	ELECTRONIC CONTROL UNIT	1		

ELECTRIC FOOT SWITCH
FOR AUXILIARY CONTROL (ONE SOLENOID)

TP44347 -UN-01JAN94



EXCAVATOR

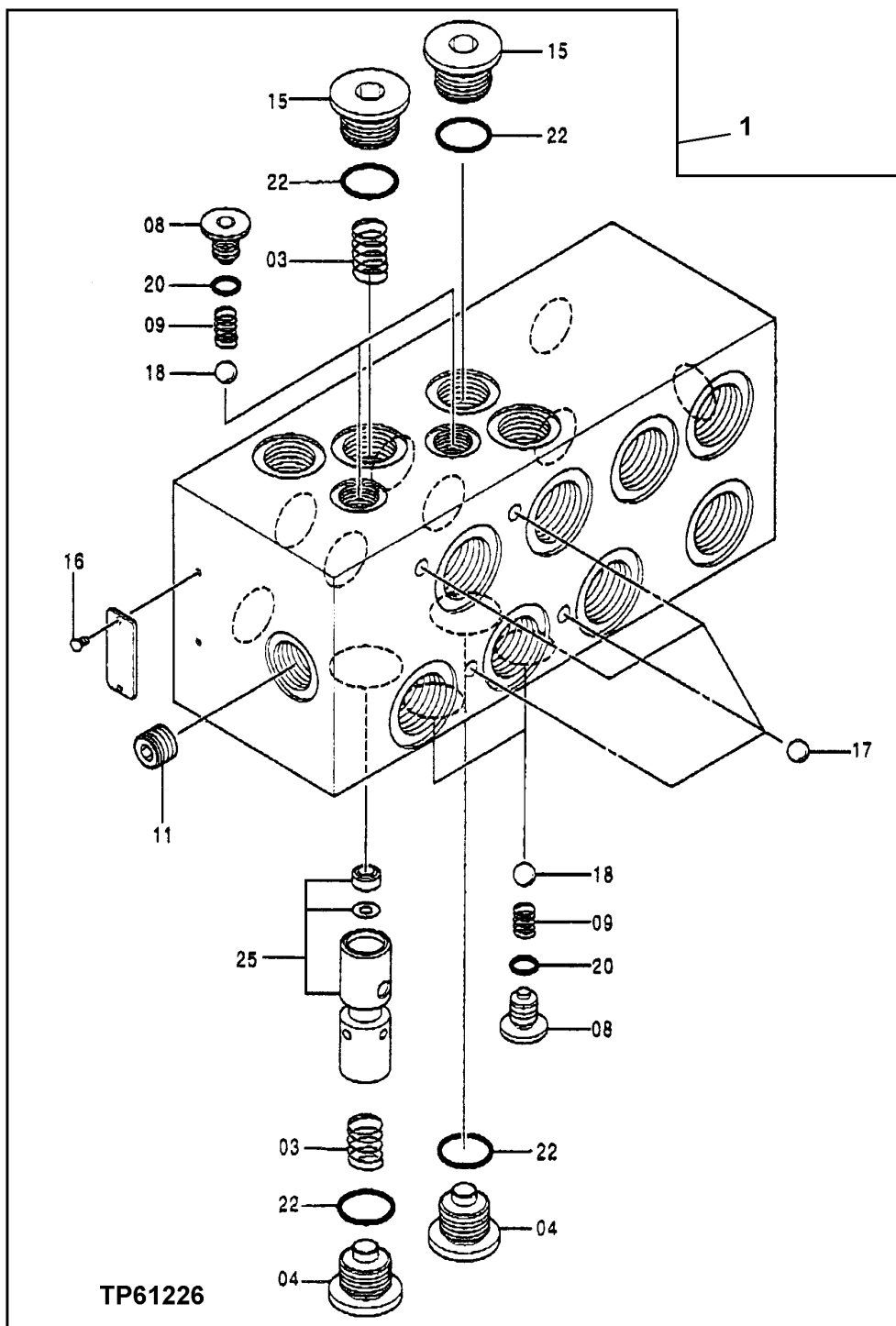
**ELECTRIC FOOT SWITCH
FOR AUXILIARY CONTROL (ONE SOLENOID)**

KEY	PART NO.	PART NAME	QTY	SERIAL NO.	REMARKS
1	AT164896	SWITCH	1		(ELECTRIC FOOT SWITCH FOR AUXILIARY VALVE)
2	AT82210	SWITCH	1		(ELECTRIC FOOT CONTROL)
3	AT161183	WIRING HARNESS	1		
4	R44302	TIE BAND	2		(USE AS REQUIRED)
5	T149434	LABEL	1		(IMPORTANT - AUXILIARY ELECTRIC CONTROL)

TP61226

-UN-22JUL98

FLOW CONTROL VALVE



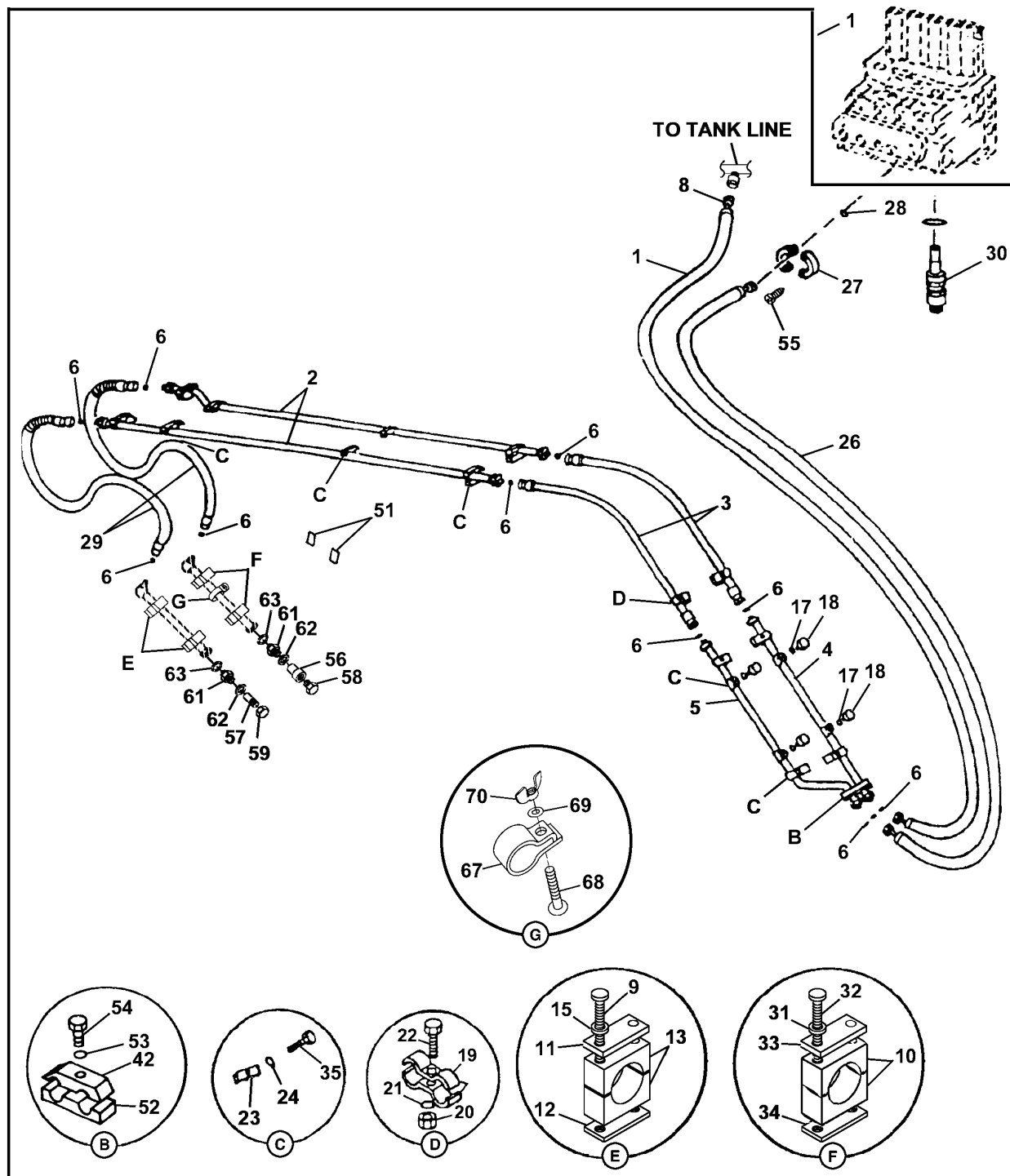
FLOW CONTROL VALVE

KEY	PART NO.	PART NAME	QTY	SERIAL NO.	REMARKS
1	AT250095	VALVE	1		
3	TH109280	SPRING	2		
4	TH109281	PIPE PLUG	2		
8	AT204861	FITTING PLUG	4		
9	AT204788	COMPRESSION SPRING	4		
11	AT213708	ORIFICE	1		
15	TH109835	PIPE	2		
16	TH102697	SCREW	2		
17	L38718	BALL	4		6 MM (0.236")
18	AT204789	BALL	4		7.137 MM (9/32")
20	TH101490	O-RING	4		7.800 X 1.900 MM (0.307" X 0.075")
22	CH11570	O-RING	4		13.800 X 2.400 MM (0.543" X 0.094")
25	AT127370	PLUNGER	1		

TP66754

-UN-26OCT99

AUXILIARY HYDRAULIC PLUMBING



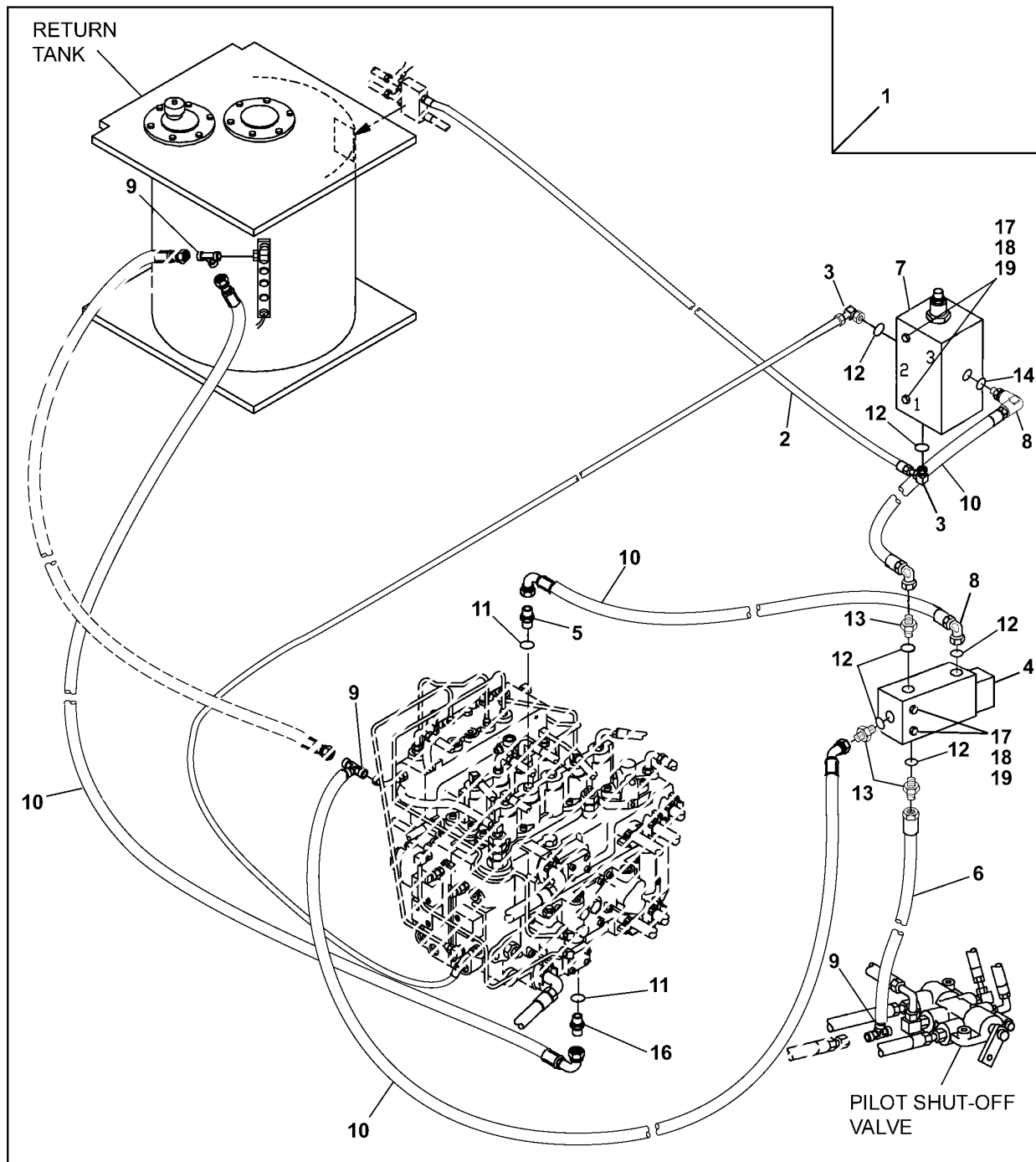
TP66754

AUXILIARY HYDRAULIC PLUMBING

KEY	PART NO.	PART NAME	QTY	SERIAL NO.	REMARKS
1	AT186574	HYDRAULIC HOSE	1		
2	AT186558	OIL LINE	1		
3	AT186557	HYDRAULIC HOSE - FABRICATE	1		
4	AT186556	OIL LINE	1		
6	T76938	O-RING	6		23.520 X 1.778 MM (0.926" X 0.070")
8	AT114853	ADAPTER	1		
9	19H3197	CAP SCREW	4		7/16" X 4"
10	T167254	HALF CLAMP	4		
11	T167276	PLATE	2		
12	T167277	PLATE	2		
13	T167279	HALF CLAMP	4		
15	12H301	LOCK WASHER	4		12.700 MM (1/2")
16	19M7753	CAP SCREW	4		M12 X 70
17	T77858	O-RING	2		18.771 X 1.778 MM (0.739" X 0.070")
18	38H1418	FITTING PLUG	2		
19	TH108302	CLAMP	8		
20	14M7295	NUT	4		M12
21	12H301	LOCK WASHER	4		12.700 MM (1/2")
22	19M7361	CAP SCREW	3		M12 X 50
23	TH108314	CLAMP	5		
24	12H301	LOCK WASHER	6		12.700 MM (1/2")
25	19M7753	CAP SCREW	6		M12 X 70
26	AT217763	HYDRAULIC HOSE	1		
27	H61354	FLANGE FITTING	2		
28	T78313	O-RING	1		32.918 X 3.531 MM (1.296" X 0.139")
29	AT186575	HOSE	1		
30	AT185397	RELIEF VALVE	1		(SUB FOR AT184267)
30A	U12547	O-RING	1		23.470 X 2.946 MM (0.924" X 0.116")
31	24H1219	WASHER	8		7/16" X 1" X 0.083"
32	19H2732	CAP SCREW	4		3/8" X 2-3/4"
33	T166674	PLATE	2		
34	T166675	PLATE	2		
42	TH108314	CLAMP	5		
44	AT186557	HYDRAULIC HOSE - FABRICATE	1		(BOOM KNEE, RIGHT)
45	AT186558	OIL LINE	1		(BOOM FRONT AUX, RIGHT)
46	AT186556	OIL LINE	1		(BOOM RIGHT REAR)
47	AT186574	HYDRAULIC HOSE - FABRICATE	1		(TO RESERVOIR CONNECTOR)
48	T78612	O-RING	5		
49	AT186575	HYDRAULIC HOSE - FABRICATE	1		(HYDRAULIC RETURN ARM)
55	AT213614	SCREW	4		
56	AT186126	QUICK COUPLER	1		
57	AT186124	QUICK COUPLER	1		
58	AT186129	PLUG	1		
59	AT186128	CAP	1		
61	38H1165	ADAPTER	2		
62	U13639	O-RING	2		
63	T78612	O-RING	2		
64	T167161	SPACER	2		(NOT ILLUSTRATED)
65	19M7414	CAP SCREW	2		M12 X 90, (NOT ILLUSTRATED)
66	AT187891	HOSE	1		(NOT ILLUSTRATED) (END OF BOOM ARM)
67	H126247	CLAMP	1		
68	03M7189	BOLT	1		M8 X 45
69	24M7036	WASHER	1		9 X 16 X 1.600 MM
70	14M7020	WING NUT	1		M8
..	AT189411	SEAL KIT	1		MALE HALF 1-1/4"
..	AT189412	SEAL KIT	1		FEMALE HALF 1-1/4"

TP66755 -UN-26OCT99

AUXILIARY SPOOL CONTROL W/FLOW CONTROL KIT



TP66755

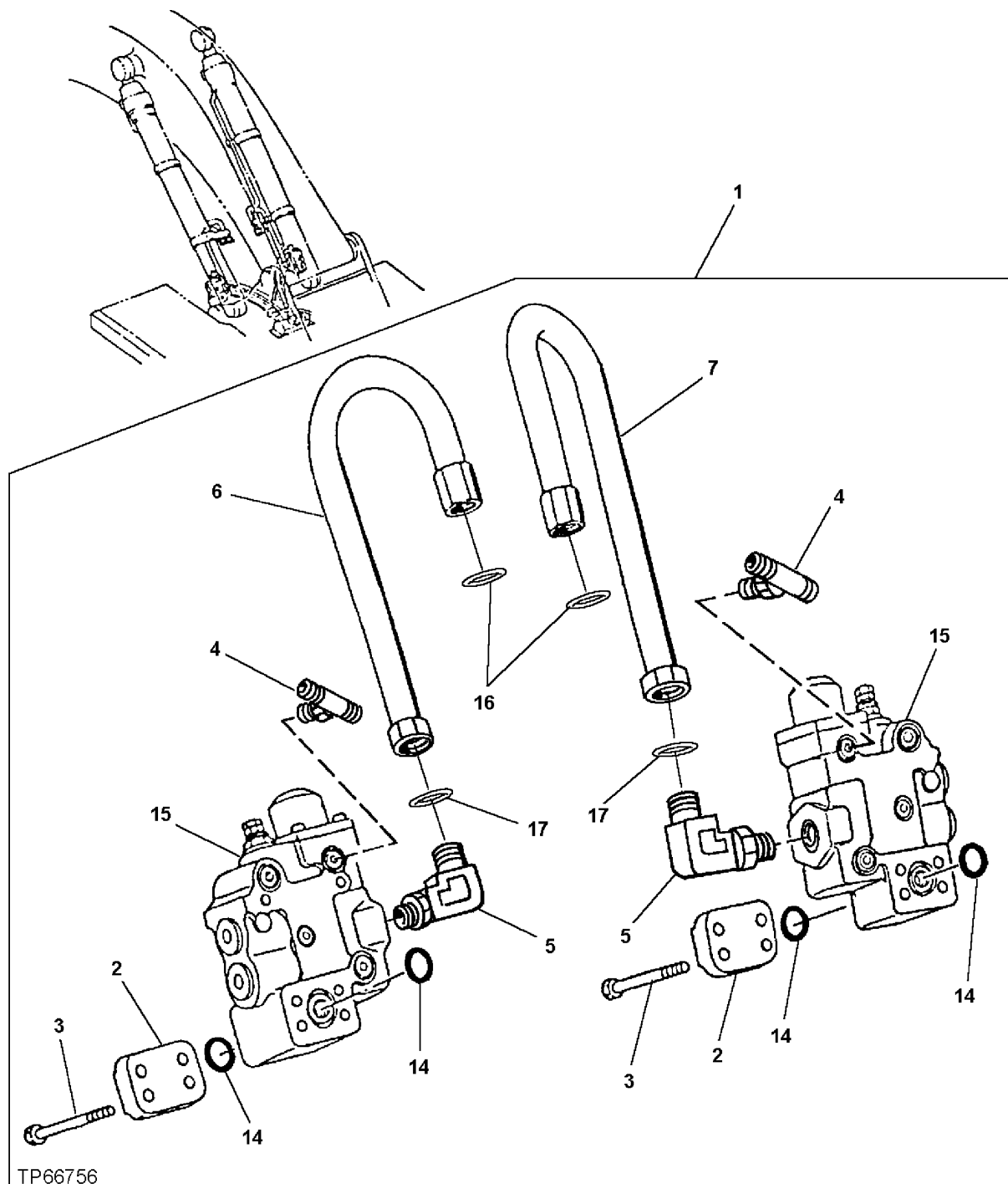
AUXILIARY SPOOL CONTROL W/FLOW CONTROL KIT

KEY	PART NO.	PART NAME	QTY	SERIAL NO.	REMARKS
1	AT186622	KIT	1		
2	AE42718	HYDRAULIC HOSE	1		
3	AH75160	ELBOW FITTING	2		
4	AT116486	VALVE	1		
5	AT130053	ADAPTER	1		
6	AT130684	HYDRAULIC HOSE - FABRICATE	1		
7	AT186623	VALVE	1		
8	AT35121	ELBOW FITTING	2		
9	AT36921	TEE FITTING	3		
10	AT71732	HYDRAULIC HOSE - FABRICATE	4		
11	CH11570	O-RING	2		
12	R26448	O-RING	7		
13	R27212	FITTING	3		
14	R28782	O-RING	1		
15	R44302	TIE BAND	4		
16	TH108320	ADAPTER	1		
17	14M7272	NUT	4	M6	
18	19M7529	CAP SCREW	4	M6 X 55	
19	24M7139	WASHER	4	6.400 X 18 X 1.600 MM	

TP66756

-UN-21OCT99

BOOM CYLINDER LOAD LOWERING VALVE KIT

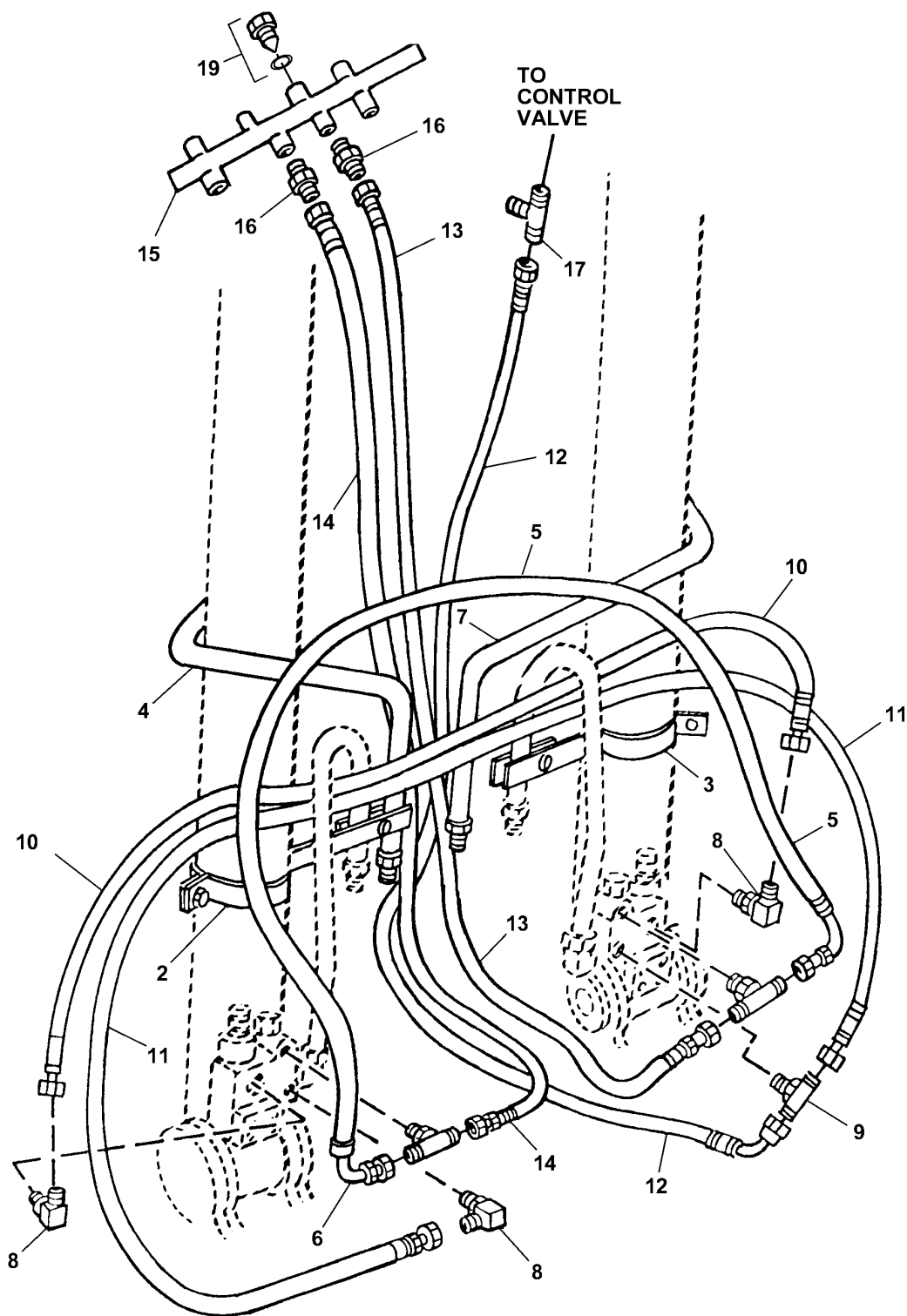


BOOM CYLINDER LOAD LOWERING VALVE KIT

KEY	PART NO.	PART NAME	QTY	SERIAL NO.	REMARKS
1	AT184298	KIT	1		(BOOM CYLINDER LOAD LOWERING VALVE) (CONTAINS ALL ITEMS ON THIS PAGE - ADDITIONAL COMPONENTS LISTED ON FOLLOWING PAGES)
2	AT205822	COVER	2		
3	AT205828	SCREW	8	M12 X 105	
4	AT205862	TEE FITTING	2		
	CH11570	O-RING	1		
5	AT205863	ELBOW FITTING	2		
	TH100055	O-RING	2		
6	AT184318	OIL LINE	1		
7	AT184315	OIL LINE	1		
14	TH100044	O-RING	6	34.400 X 3.100 MM (1.354" X 0.122")	
15	AT184313	VALVE	2		
16	T76938	O-RING	4		
17	T78612	O-RING	2		

TP66757 -UN-21OCT99

BOOM CYLINDER LOAD LOWERING VALVE KIT



TP66757

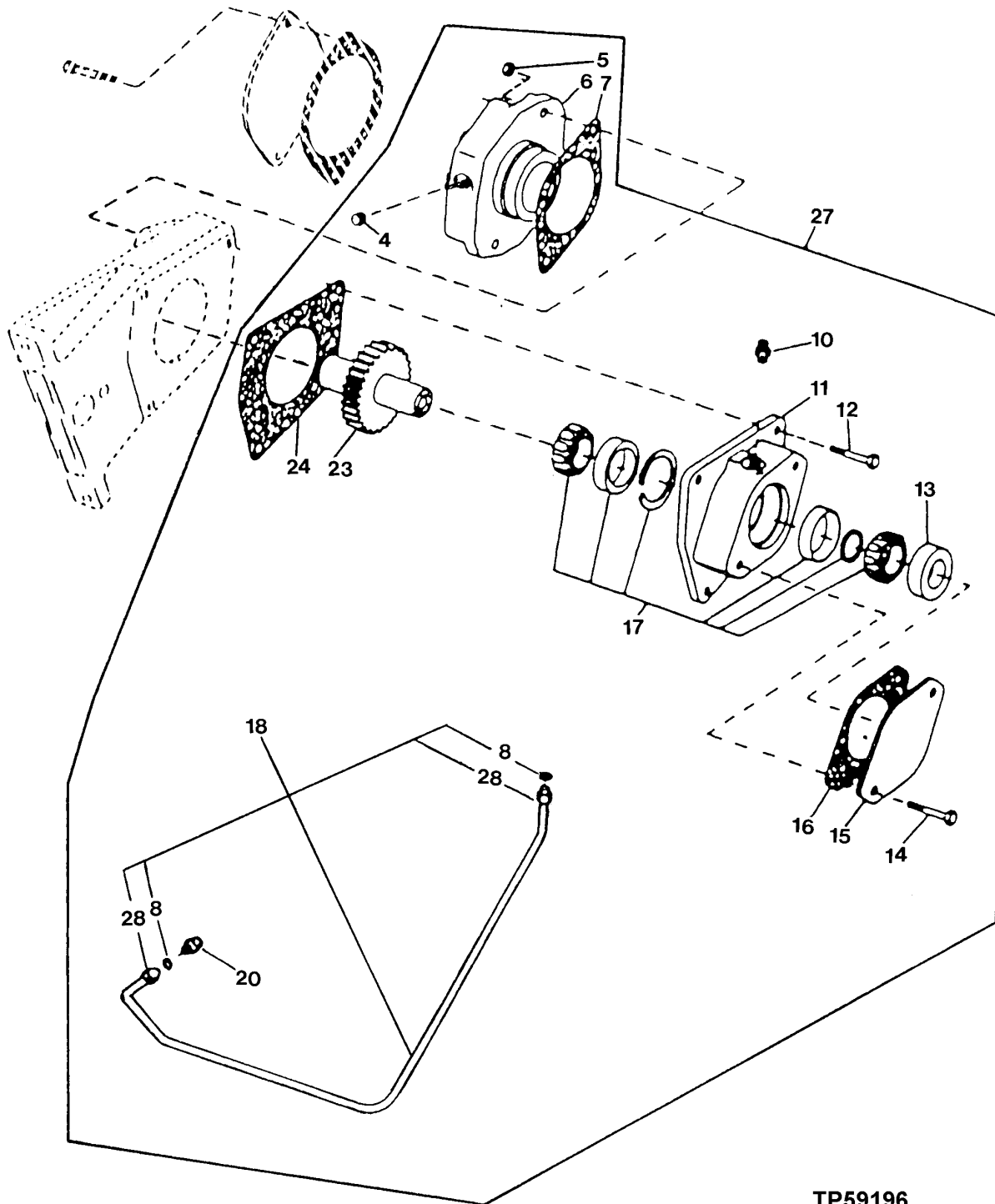
BOOM CYLINDER LOAD LOWERING VALVE KIT

KEY	PART NO.	PART NAME	QTY	SERIAL NO.	REMARKS
1	AT184298	KIT	1		(BOOM CYLINDER LOAD LOWERING VALVE) (CONTAINS ALL ITEMS ON THIS PAGE - ADDITIONAL COMPONENTS LISTED ON PREVIOUS AND FOLLOWING PAGES)
2	AT184314	CLAMP	1		
3	AT184317	CLAMP	1		
4	AT184319	OIL LINE	1		
5	AT213832	HOSE GUARD	3		
6	AT174563	HYDRAULIC HOSE - FABRICATE	1		1-1/16" X 1 200 MM (47-1/4") X 1-1/16", SERVICE ALONG WITH (2) TH100996
7	AT184316	OIL LINE	1		
8	TH100951	ELBOW FITTING	3		
	M800650	PACKING	1		
9	AT126362	TEE FITTING	1		
	CH11570	O-RING	1		
10	AT184322	HYDRAULIC HOSE - FABRICATE	1		7/16" X 1 500 MM (59") X 7/16"
	AT213831	HOSE GUARD	3		
11	AT184323	HYDRAULIC HOSE - FABRICATE	1		7/16" X 1 550 MM (61") X 7/16"
	AT213831	HOSE GUARD	3		
12	AT184321	HYDRAULIC HOSE - FABRICATE	1		9/16" X 2 900 MM (114-1/4") X 9/16"
	AT213831	HOSE GUARD	7		
13	AT184320	HYDRAULIC HOSE - FABRICATE	1		1-1/16" X 2 950 MM (116-1/4") X 1-1/16"
	AT213832	HOSE GUARD	9		
14	AT184320	HYDRAULIC HOSE - FABRICATE	1		1-1/16" X 2 950 MM (116-1/4") X 1-1/16"
	AT213832	HOSE GUARD	9		
15	AT184311	PIPE	1		
16	AT184312	ADAPTER	2		
17	AT205878	TEE FITTING	1		
	M800650	PACKING	1		
18	H77698	TIE BAND	23		(NOT ILLUSTRATED)
19	TH110477	FITTING	1		
	U46489	O-RING	1		
20	TH111931	DRAIN PLUG	1		(NOT ILLUSTRATED)

ORDER REPAIR AND REPLACEMENT PARTS FROM SECTION 4151 USING JOHN DEERE CAGE CODE 1J955.

TP59196 -UN-16JUN98

AUXILIARY FRONT DRIVE



TP59196

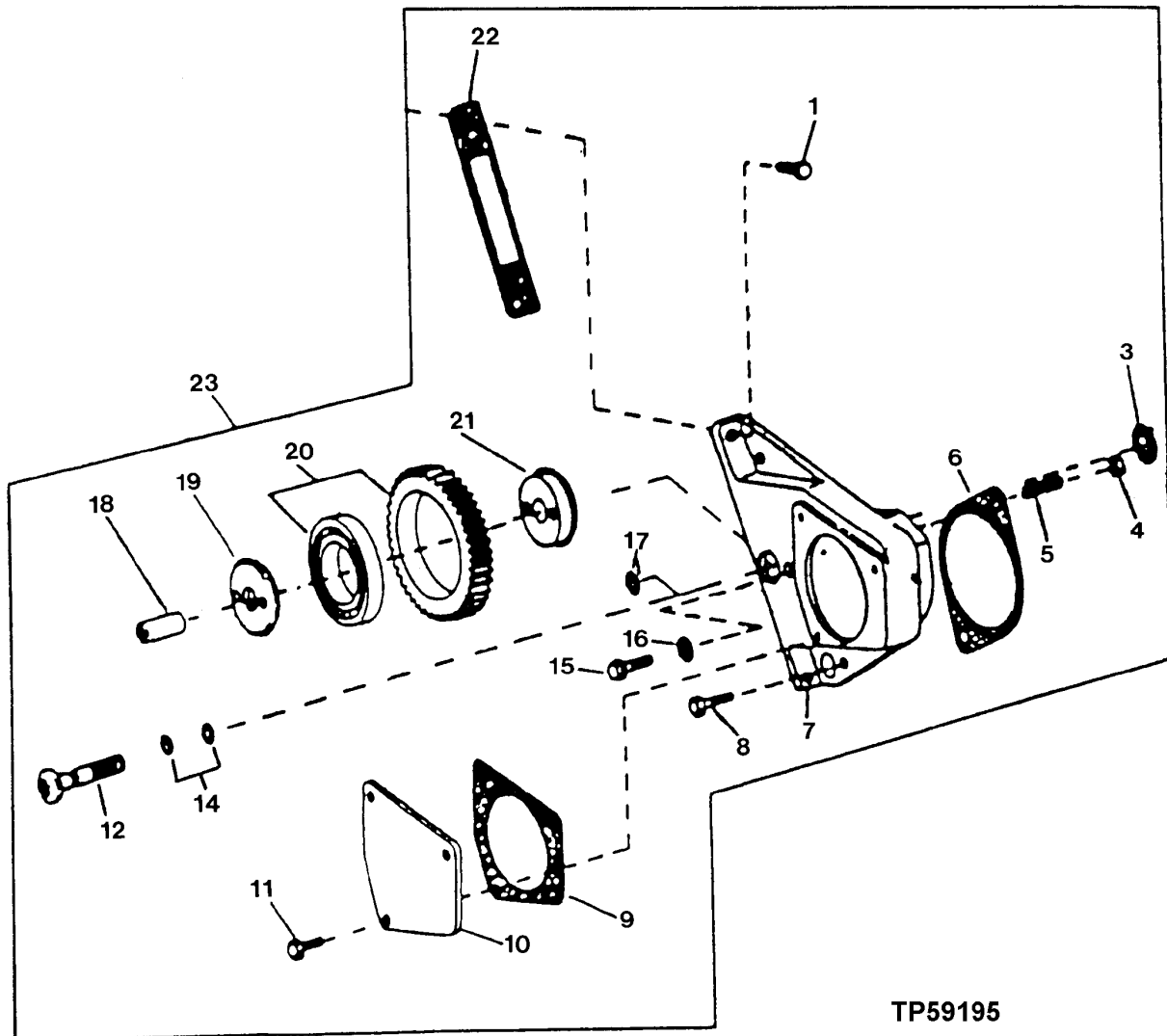
MISCELLANEOUS FUNCTION MECHANICAL DRIVE

AUXILIARY FRONT DRIVE

KEY	PART NO.	PART NAME	QTY	SERIAL NO.	REMARKS
4	TH101443	FITTING PLUG	1		
5	14H1069	NUT	2		12.700 MM (1/2")
6	R114310	HOUSING	1		
7	R96934	GASKET	2		
8	R51936	PACKING	2		
10	R119653	FITTING	1		
11	R116019	HOUSING	1		
12	19H1731	CAP SCREW	3		9.525 X 25.400 MM (3/8" X 1")
13	R112203	BUSHING	1		34.860 X 63.500 X 15 MM (1.372" X 2-1/2" X 0.591")
14	19H2284	CAP SCREW	2		9.525 X 22.225 MM (3/8" X 7/8")
15	R85145	COVER	1		
16	R96935	GASKET	1		
17	RE22514	ROLLER BEARING	1		
18	RE62825	OIL LINE	1		
20	R63604	FITTING	1		
23	RE55335	GEAR	1		
24	R116020	GASKET	1		
27	RE62803	KIT	1		
28	R51937	TUBE NUT	2		

AUXILIARY FRONT DRIVE

TP59195 -UN-16JUN98



TP59195

MISCELLANEOUS FUNCTION MECHANICAL DRIVE

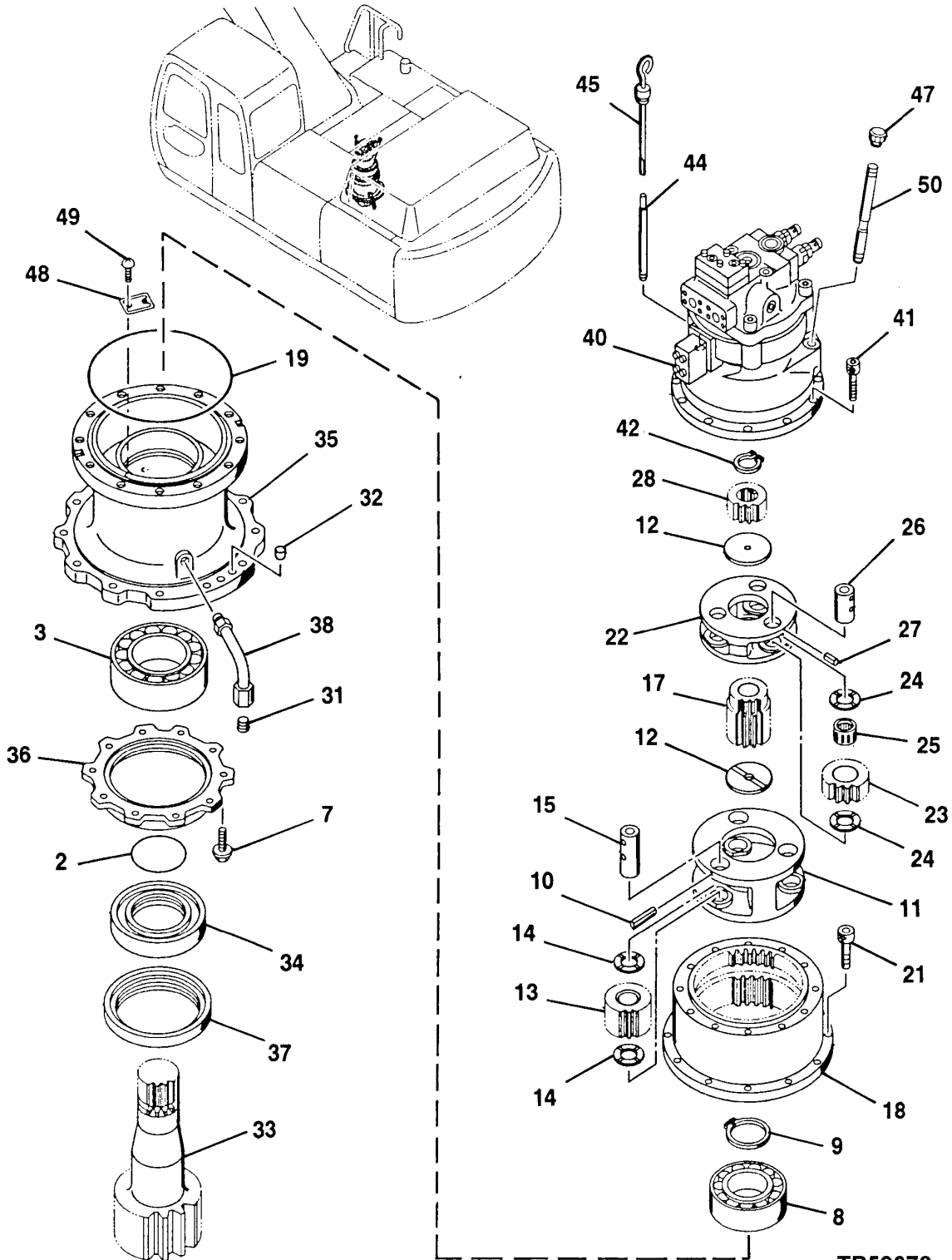
AUXILIARY FRONT DRIVE

KEY	PART NO.	PART NAME	QTY	SERIAL NO.	REMARKS
1	R124963	SCREW	2		(LEFT HAND AUXILIARY DRIVE TO TIMING GEAR COVER)
	R124963	SCREW	1		(AUXILIARY DRIVE HOUSING TO CYLINDER BLOCK)
3	T106291	O-RING	1		34.646 X 1.778 MM (1.364" X 0.070")
4	14H1069	NUT	2		12.700 MM (1/2")
5	R49988	STUD	2		12.700 X 44.450 MM (1/2" X 1-3/4")
6	R96934	GASKET	1		
7	R122716	HOUSING	1		
8	19H3385	CAP SCREW	1		12.700 X 28.575 MM (1/2" X 1-1/8")
9	E66413	O-RING	1		
10	R500077	COVER	1		
11	19H1731	CAP SCREW	3		9.525 X 25.400 MM (3/8" X 1")
12	R133900	BOLT	1		
14	R394R	O-RING	2		12.370 X 2.616 MM (0.487" X 0.103")
15	R112268	CAP SCREW	1		7.925 X 22.200 MM (5/16" X 0.874")
16	R116022	SEAL	1		
17	T106370	O-RING	1		25.121 X 1.778 MM (0.989" X 0.070")
18	R116408	SHAFT	1		
19	R116401	SUPPORT	1		
20	RE65939	GEAR	1		
21	R112208	SUPPORT	1		
22	R501023	GASKET	1		
23	RE62802	KIT	1		

ORDER REPAIR AND REPLACEMENT PARTS FROM SECTION 4360 USING JOHN DEERE CAGE CODE 1J955.

TP59078 -UN-30APR98

SWING DEVICE



TP59078

SWING ROTATION OR PIVOTING SYSTEM

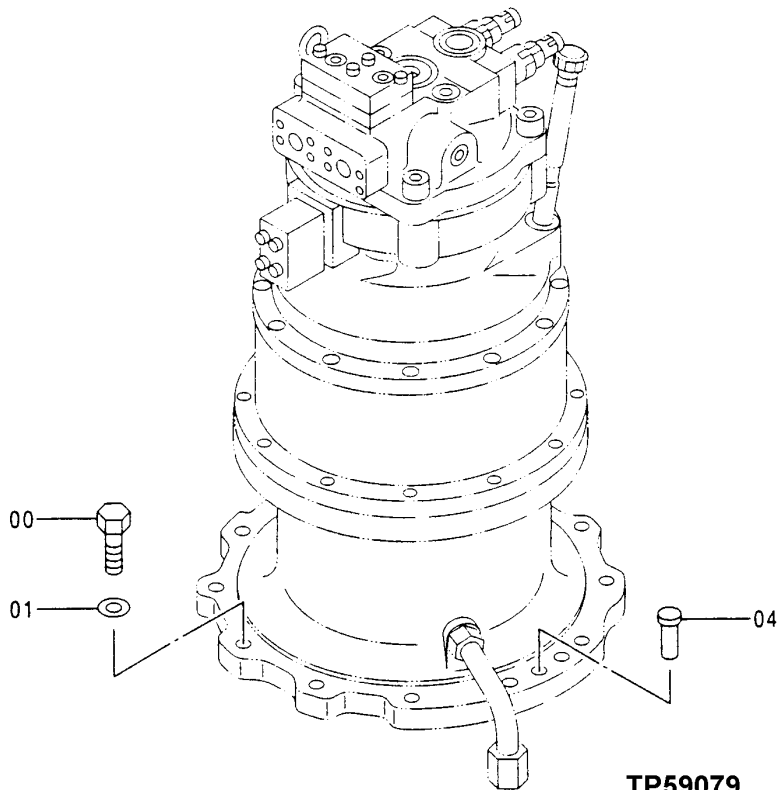

SWING DEVICE

KEY	PART NO.	PART NAME	QTY	SERIAL NO.	REMARKS
2	AT219661	O-RING	1		
3	AT219682	ROLLER BEARING	1		
7	19M7493	CAP SCREW	10	M12 X 40	
	12H301	LOCK WASHER	10	12.700 MM (1/2")	
8	TH104674	BEARING	1		
9	TH111641	SNAP RING	1		
10	34M5564	SPRING PIN	3	6 X 70 MM (0.236" X 2.756")	
11	AT219593	PLANET PINION CARRIER	1		
12	TH111267	PLATE	2		
13	AT250269	PLANET PINION	3		
14	AT154772	PLATE	6		
15	AT219699	PIN	3		
17	AT219616	SUN GEAR	1		
18	AT219581	RING GEAR	1		
19	AT200993	O-RING	1		
21	19M7597	CAP SCREW	12	M20 X 50	
22	AT219582	PLANET PINION CARRIER	1		
23	AT219617	PLANET PINION	3		
24	AT218167	WEAR PLATE	6		
25	T107728	NEEDLE BEARING	3		
26	AT219700	PIN	3		
27	AT217743	SPRING PIN	3		
28	AT219618	SUN GEAR	1		
31	TH100648	FITTING PLUG	1		
32	99M7010	PLUG	2		
33	AT219598	PINION SHAFT	1		
34	AT219626	SLEEVE	1		
35	AT219583	HOUSING	1		
36	AT219615	COVER	1		
37	AT250036	SEAL	1		
38	AT250204	OIL LINE	1		
40	AT250010	MOTOR	1		
41	19M8168	SCREW	12	M12 X 25	
42	40M7047	SNAP RING	1		
44	AT154293	PIPE	1		
45	AT213790	DIPSTICK	1		
47	AT204965	CAP	1		
48	IDENTIFICATION PLATE	1		
49	37H99	SCREW	2	2.540 X 6.350 MM (0.100" X 1/4")	
50	AT250079	TUBE	1		

TP59079

-UN-20APR98

SWING DEVICE SUPPORT



TP59079

SWING ROTATION OR PIVOTING SYSTEM

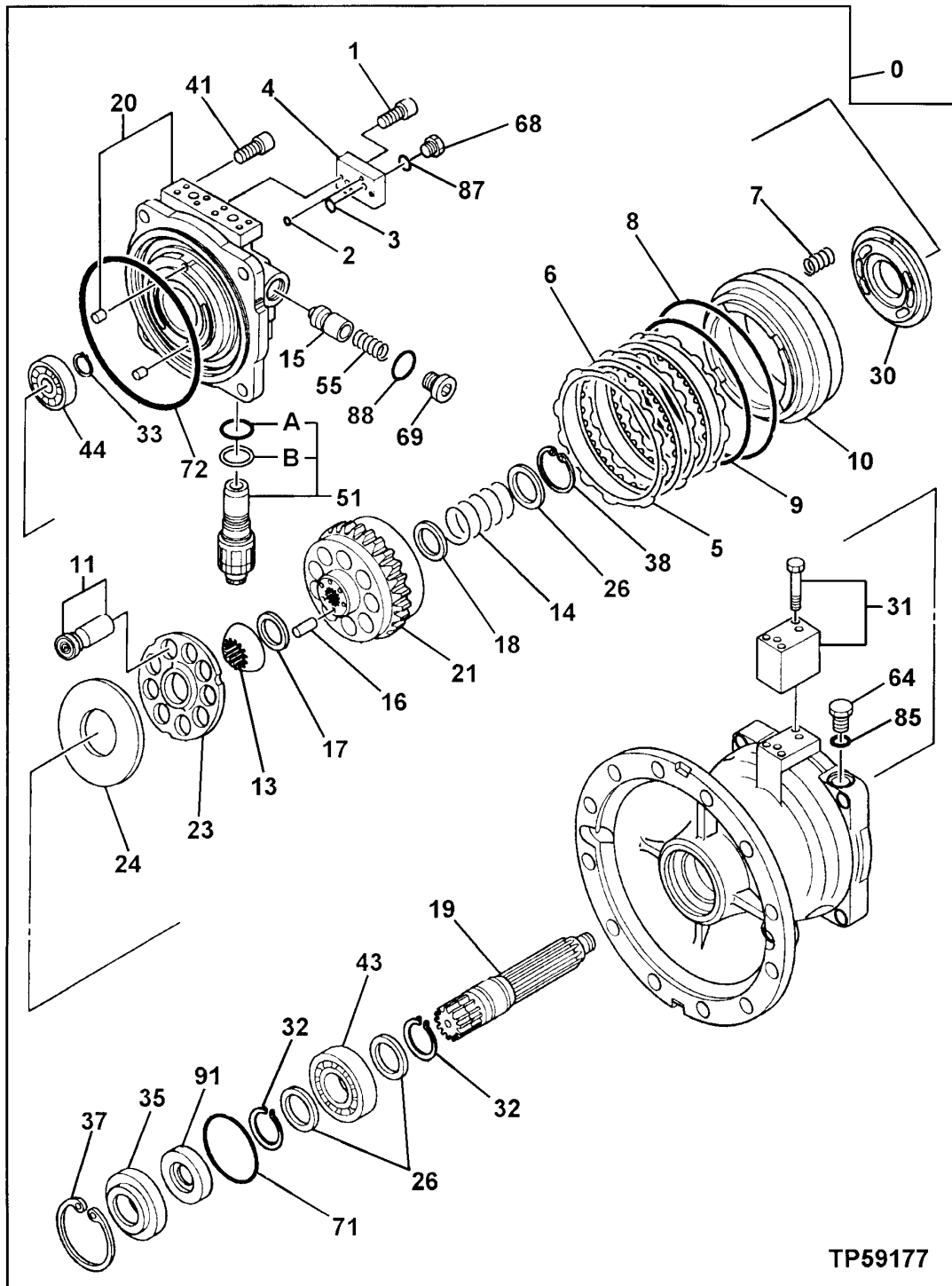
SWING DEVICE SUPPORT

KEY	PART NO.	PART NAME	QTY	SERIAL NO.	REMARKS
0	AT217707	BOLT	12		
1	AT217701	WASHER	12		
4	TH101880	PIN	2		

TP59177

-UN-09JUN98

SWING MOTOR



TP59177

SWING ROTATION OR PIVOTING SYSTEM

SWING MOTOR

KEY	PART NO.	PART NAME	QTY	SERIAL NO.	REMARKS
0	AT250010	MOTOR	1		
1	AT204900	SCREW	4		
2	TH104587	O-RING	2		5.800 X 1.900 MM (0.228" X 0.075")
3	CH10568	PACKING	2		
4	AT217932	PLATE	1		
5	TH112062	PLATE	3		
6	TH112061	PLATE	2		
7	TH112060	SPRING	22		
8	TH112059	O-RING	1		221.844 X 3.531 MM (8-47/64" X 0.139")
9	U42016	O-RING	1		202.794 X 3.531 MM (7-63/64" X 0.139")
10	TH112057	PISTON	1		
11	TH112029	PISTON	9		
13	TH112036	BUSHING	1		
14	TH112037	SPRING	1		
15	AT155198	PLUNGER	2		
16	TH112038	PIN	12		4.500 X 25.800 MM (0.177" X 1.016")
17	TH112039	WASHER	1		47 X 58 X 1.500 MM (1.850" X 2.283" X 0.059")
18	TH112040	WASHER	1		47 X 61 X 3 MM (1.850" X 2.402" X 0.118")
19	TH112033	SHAFT	1		
20	AT217924	CASE	1		
21	AT167737	CYLINDER	1		
23	TH112041	PRESSED FLANGED HOUSING	1		
24	AT217927	PLATE	1		
26	TH112034	WASHER	3		50 X 61 X 3 MM (1.969" X 2.402" X 0.118")
30	AT219570	PORT PLATE	1		
31	AT219568	VALVE	1		
32	40M7166	SNAP RING	2		
33	40M7195	SNAP RING	1		
35	TH112045	COVER	1		
37	AT132424	RING	1		
38	40M7043	SNAP RING	1		
41	TH112046	SCREW	4		M22 X 45
43	AT132384	ROLLER BEARING	1		
44	TH112052	BEARING	1		
51	AT219569	RELIEF VALVE	2		
51A	TH101300	O-RING	1		29.400 X 3.100 MM (1.157" X 0.122")
51B	AT168851	BACK-UP RING	1		
55	AT155199	SPRING	2		
64	AT213630	FITTING PLUG	1		
68	AT213630	FITTING PLUG	2		
69	AT217930	FITTING PLUG	2		
71	T110448	O-RING	1		109.400 X 3.100 MM (4.307" X 0.122")
72	AT217931	O-RING	1		
85	M800650	PACKING	1		
87	M800650	PACKING	2		
88	TH100136	O-RING	2		27.700 X 3.500 MM (1.091" X 0.138")
91	AT133676	SEAL	1		

MEMORANDA

NUMERICAL INDEX

PART NO.	GRID	KEY	PAGE	PART NO.	GRID	KEY	PAGE	PART NO.	GRID	KEY	PAGE
AA34965	1D17	17	0407 - 7	AR85517	1F22	1	0505 - 11	AT131090	3B10	3	3302 - 3
AA34965	2D7	25	1830 - 3	AR85519	1D25	19	0413 - 3	AT131090	3B12	3	3302 - 5
AA34965	2D13	3	1830 - 9	AR86745	1E19	7	0420 - 3	AT131137	1B19	44	0260 - 5
AA34965	2D15	5	1830 - 11	AR87561	1E2	20	0413 - 5	AT131254	3G12	14	3360 - 77
AA34965	2D21	3	1830 - 17	AR87636	1E2	27	0413 - 5	AT131269	3C14	11B	3315 - 7
AE24616	2H22	1	2160 - 21	AR88903	1E2	21	0413 - 5	AT131269	3C14	12B	3315 - 7
AE24616	2H22	22	2160 - 21	AR89339	1E4	5	0413 - 7	AT131297	2H20	19	2160 - 19
AE24616	3F4	14	3360 - 45	AR89552	1E4	14	0413 - 7	AT131372	1B10	4	0130 - 13
AE42000	3F16	22	3360 - 57	AR89578	1E4	6	0413 - 7	AT131375	1B10	3	0130 - 13
AE42718	3G22	2	3360 - 87	AR93173	1D2	6	0402 - 5	AT131420	3G12	15	3360 - 77
AE45056	2H22	2	2160 - 21	AR95758	1G16	0B	0520 - 3	AT131436	2H22	8	2160 - 21
AH148258	1G4	35	0510 - 7	AR98850	1D4	9	0403 - 3	AT131437	2H22	13	2160 - 21
AH148278	1111	1	1674 - 26	AT101944	2E17	17	1830 - 38	AT131557	1B23	38	0260 - 9
AH153261	2H6	8	2160 - 5	AT101945	2E17	16	1830 - 38	AT131654	2F20	20	1910 - 25
AH20849	1G16	11	0520 - 3	AT106365	2C12	0B	1810 - 33	AT131654	2F20	21	1910 - 25
AH75160	3G22	3	3360 - 87	AT107220	2H18	19	2160 - 17	AT131671	1J3	16	1740 - 3
AH89069	3F18	50	3360 - 59	AT107392	2H18	21	2160 - 17	AT131732	1J9	6	1740 - 9
AH89486	1E11	6	0416 - 3	AT107394	1C10	3	0260 - 21	AT131732	1J9	7	1740 - 9
AH97777	2H22	3	2160 - 21	AT107394	3D14	15	3360 - 7	AT131743	2G15	2	2002 - 3
AL2976T	1F14	14	0505 - 3	AT107394	3D22	4	3360 - 15	AT131769	3D6	0I	3340 - 3
AP33356	2E23	50	1910 - 3	AT107509	1D21	11	0409 - 3	AT131769	3D8	0E	3344 - 3
AP33426	3F2	37	3360 - 43	AT114853	3D14	14	3360 - 7	AT131769	3D8	8	3344 - 3
AP33668	1114	1	1674 - 29	AT114853	3G20	8	3360 - 85	AT131864	2B10	16A	1810 - 7
AP33668	3F4	26	3360 - 45	AT115448	3G14	11	3360 - 79	AT131865	2B10	16B	1810 - 7
AP34035	1G12	0	0515 - 5	AT115451	3G14	9	3360 - 79	AT131902	3D14	10	3360 - 7
AP34401	2E12	6	1830 - 33	AT116262	1117	1	1671A - 3	AT131902	3E20	10	3360 - 37
AP34402	2C8	4	1810 - 29	AT116262	1117	10	1671A - 3	AT131902	3E20	27	3360 - 37
AP34417	1G10	1	0515 - 3	AT116262	1117	11	1671A - 3	AT132013	1J3	23	1740 - 3
AP34420	2E23	0	1910 - 3	AT116262	1117	12	1671A - 3	AT132384	3H14	43	4360 - 7
AP34421	2E23	2	1910 - 3	AT116262	1117	13	1671A - 3	AT132424	3H14	37	4360 - 7
AP34422	2E23	5	1910 - 3	AT116486	3G22	4	3360 - 87	AT133676	3H14	91	4360 - 7
AP34423	2E23	8	1910 - 3	AT117121	1117	2	1671A - 3	AT134347	2H22	1	2160 - 21
AP34424	2E23	11	1910 - 3	AT120949	3G2	8	3360 - 67	AT134347	2H22	12	2160 - 21
AP34425	2E23	13	1910 - 3	AT121321	1G6	36	0510 - 9	AT135551	3G14	12	3360 - 79
AP34426	2E23	16	1910 - 3	AT121321	1H25	21	1674 - 15	AT13740	1D6	4	0404 - 3
AP34636	2E23	1	1910 - 3	AT121321	3E20	23	3360 - 37	AT13740	1E13	14	0417 - 3
AP34637	2E23	4	1910 - 3	AT121585	2C2	4	1810 - 23	AT13740	1F24	1B	0510 - 3
AP34638	2E23	6	1910 - 3	AT122384	2D13	8	1830 - 9	AT139382	3G14	4	3360 - 79
AP34639	2E23	9	1910 - 3	AT122384	2D21	8	1830 - 17	AT139383	3G14	3	3360 - 79
AP34640	2E23	12	1910 - 3	AT126200	3D10	18	3360 - 3	AT141562	3G14	15	3360 - 79
AP34652	2E23	15	1910 - 3	AT126200	3D12	5	3360 - 5	AT142288	1112	1	1674 - 27
AP35920	3F18	39	3360 - 59	AT126355	3F2	19	3360 - 43	AT145341	1H21	15	1674 - 11
AR100124	1D2	2	0402 - 5	AT126357	3F2	27	3360 - 43	AT145384	1110	2	1674 - 25
AR102763	1E22	5	0422 - 4	AT126362	3F4	46	3360 - 45	AT147301	1G8	0	0510 - 11
AR103791	3F4	13	3360 - 45	AT126362	3F6	46	3360 - 47	AT147302	1C18	23	0400 - 3
AR21836	1G24	4	0560 - 5	AT126362	3F18	19	3360 - 59	AT147343	2H16	6A	2160 - 15
AR21969	1H6	..	1369 - 2	AT126362	3H2	9	3360 - 91	AT147803	1G22	19A	0560 - 3
AR41785	1H6	..	1369 - 2	AT126458	3F4	18	3360 - 45	AT147803	1H23	1A	1674 - 13
AR44402	1H6	1	1369 - 2	AT126850	3F18	16	3360 - 59	AT147803	2B14	8	1810 - 11
AR45925	1H21	21	1674 - 11	AT127370	3G18	25	3360 - 83	AT147803	2E23	18A	1910 - 3
AR48236	1G2	50	0510 - 5	AT128457	3D6	41	3340 - 3	AT147803	2E25	9A	1910 - 5
AR48236	1G6	33	0510 - 9	AT130053	3G22	5	3360 - 87	AT147803	2F14	2A	1910 - 19
AR48236	1G8	4	0510 - 11	AT130157	1H9	..	1369 - 5	AT147803	2G6	10	1910 - 35
AR48236	1G8	12	0510 - 11	AT130379	1J3	3	1740 - 3	AT147821	3E20	3A	3360 - 37
AR48236	1G20	10	0530 - 3	AT130684	3G22	6	3360 - 87	AT147821	3E20	3C	3360 - 37
AR49025	1C25	2	0402 - 3	AT130819	3D14	11	3360 - 7	AT150345	1I23	1	1673A - 7
AR54749	1H6	4	1369 - 2	AT130819	3E20	30	3360 - 37	AT152180	1D17	15	0407 - 7
AR55394	1E16	16	0419 - 2	AT130819	3F18	5	3360 - 59	AT153842	3G4	3	3360 - 69
AR58952	1E16	15	0419 - 2	AT130819	3F20	3	3360 - 61	AT153843	3G4	8	3360 - 69
AR58952	1F9	36	0452 - 3	AT130834	3G6	14	3360 - 71	AT153844	3G4	10	3360 - 69
AR60937	2C6	16	1810 - 27	AT130834	3G8	14	3360 - 73	AT153880	2H12	3	2160 - 11
AR61533	1D6	17	0404 - 3	AT130840	1B23	12	0260 - 9	AT153885	2H12	6	2160 - 11
AR61589	1D6	19	0404 - 3	AT130956	1B19	45	0260 - 5	AT153885	2H12	9	2160 - 11
AR62936	1G6	28	0510 - 9	AT131080	3B12	9	3302 - 5	AT153885	2H12	..	2160 - 11
AR73234	1G16	0E	0520 - 3	AT131080	3B12	10	3302 - 5	AT154055	3C18	4	3315 - 11
AR76140	2H22	17	2160 - 21	AT131080	3B12	..	3302 - 5	AT154056	3C18	5	3315 - 11
AR77114	1E3	8	0413 - 6	AT131085	3B10	..	3302 - 3	AT154122	3D2	10	3315 - 19

NUMERICAL INDEX - CONTINUED

PART NO.	GRID	KEY	PAGE	PART NO.	GRID	KEY	PAGE	PART NO.	GRID	KEY	PAGE
AT154127	3C18	7	3315 - 11	AT154928	2D17	21	1830 - 13	AT163551	3B14	1E	3302 - 7
AT154139	1H21	10	1674 - 11	AT154929	1J3	2	1740 - 3	AT163551	3B16	1E	3302 - 9
AT154150	2B10	28	1810 - 7	AT154930	2F8	0B	1910 - 13	AT163551	3B18	1E	3302 - 11
AT154156	1C10	8	0260 - 21	AT154937	2H16	31	2160 - 15	AT163551	3B20	1E	3302 - 13
AT154162	1C6	14	0260 - 17	AT154947	3C22	7C	3315 - 15	AT163552	3B14	1D	3302 - 7
AT154173	1C6	18	0260 - 17	AT154955	1H17	3	1674 - 7	AT163552	3B16	1D	3302 - 9
AT154185	1B8	14	0130 - 11	AT154966	1I4	1	1674 - 19	AT163552	3B18	1D	3302 - 11
AT154206	2H6	76	2160 - 5	AT154968	1G20	7	0530 - 3	AT163552	3B20	1D	3302 - 13
AT154213	1I2	6	1674 - 17	AT154992	1H23	1	1674 - 13	AT163553	3B14	1C	3302 - 7
AT154223	1B8	15	0130 - 11	AT154994	3F14	1	3360 - 55	AT163553	3B16	1C	3302 - 9
AT154229	1H21	8	1674 - 11	AT154994	3F16	1	3360 - 57	AT163553	3B18	1C	3302 - 11
AT154239	1G22	2	0560 - 3	AT155189	2E23	26	1910 - 3	AT163553	3B20	1C	3302 - 13
AT154243	1G12	10	0515 - 5	AT155198	3H14	15	4360 - 7	AT163554	3B14	1G	3302 - 7
AT154243	1G22	6	0560 - 3	AT155199	3H14	55	4360 - 7	AT163554	3B16	1G	3302 - 9
AT154243	1H25	14	1674 - 15	AT155250	1H17	28	1674 - 7	AT163554	3B18	1G	3302 - 11
AT154243	2H16	33	2160 - 15	AT155253	1H17	30	1674 - 7	AT163554	3B20	1G	3302 - 13
AT154262	3D2	16	3315 - 19	AT155254	3D16	2	3360 - 9	AT163555	3B14	1J	3302 - 7
AT154272	1G22	11	0560 - 3	AT155270	3E22	5	3360 - 39	AT163555	3B16	1J	3302 - 9
AT154285	3F14	18	3360 - 55	AT155270	3F2	7	3360 - 43	AT163555	3B18	1J	3302 - 11
AT154285	3F16	19	3360 - 57	AT155270	3F6	32	3360 - 47	AT163555	3B20	1J	3302 - 13
AT154293	3H10	44	4360 - 3	AT155270	3F18	23	3360 - 59	AT163556	3B14	1I	3302 - 7
AT154297	2H6	69	2160 - 5	AT155271	1J3	34	1740 - 3	AT163556	3B16	1I	3302 - 9
AT154310	2H6	70	2160 - 5	AT155273	1H21	3	1674 - 11	AT163556	3B18	1I	3302 - 11
AT154321	1C6	8	0260 - 17	AT155305	1B17	0	0260 - 3	AT163556	3B20	1I	3302 - 13
AT154344	2D7	13	1830 - 3	AT155337	1G8	1	0510 - 11	AT163557	3B14	1H	3302 - 7
AT154344	2D15	8	1830 - 11	AT155585	2F8	5	1910 - 13	AT163557	3B16	1H	3302 - 9
AT154351	2D7	17	1830 - 3	AT155616	1H15	27	1674 - 5	AT163557	3B18	1H	3302 - 11
AT154351	2D15	12	1830 - 11	AT155616	2C8	3	1810 - 29	AT163557	3B20	1H	3302 - 13
AT154352	2B10	16	1810 - 7	AT155617	1H21	30	1674 - 11	AT163558	3B24	1A	3302 - 17
AT154411	3C14	5	3315 - 7	AT155628	2D11	8	1830 - 7	AT163559	3B24	1B	3302 - 17
AT154412	3C14	8	3315 - 7	AT155638	2D9	4	1830 - 5	AT163560	3B24	1F	3302 - 17
AT154413	2B10	24	1810 - 7	AT155701	3C14	16	3315 - 7	AT163561	3B24	1E	3302 - 17
AT154528	1C6	0	0260 - 17	AT155729	1H5	40	1320 - 3	AT163563	3B24	1C	3302 - 17
AT154538	3C14	11	3315 - 7	AT155730	1H5	39	1320 - 3	AT163564	3B24	1G	3302 - 17
AT154540	3C14	12	3315 - 7	AT156974	1H17	11	1674 - 7	AT163565	3B24	1J	3302 - 17
AT154704	1B23	46	0260 - 9	AT156993	2B18	7	1810 - 15	AT163567	3B24	1H	3302 - 17
AT154723	1C4	2	0260 - 15	AT156993	2B20	62	1810 - 17	AT163825	3B22	1A	3302 - 15
AT154724	1C4	6	0260 - 15	AT156994	2B18	9	1810 - 15	AT163826	3B22	1B	3302 - 15
AT154745	1B23	49	0260 - 9	AT156994	2B20	63	1810 - 17	AT163827	3B22	1F	3302 - 15
AT154750	1C4	3	0260 - 15	AT157057	2B12	46	1810 - 9	AT163828	3B22	1E	3302 - 15
AT154755	3F24	11	3360 - 65	AT157068	2B14	17	1810 - 11	AT163832	3B22	1C	3302 - 15
AT154756	1C4	5	0260 - 15	AT157068	2B18	16	1810 - 15	AT164648	3D6	39A	3340 - 3
AT154759	1B23	55	0260 - 9	AT157667	2H22	1	2160 - 21	AT164676	1I12	2	1674 - 27
AT154768	1B23	51	0260 - 9	AT157668	2H22	18	2160 - 21	AT164896	3G16	1	3360 - 81
AT154770	1B23	57	0260 - 9	AT159553	3G14	14	3360 - 79	AT167078	3F24	13	3360 - 65
AT154772	3H10	14	4360 - 3	AT159582	3G12	12	3360 - 77	AT167080	2H16	16A	2160 - 15
AT154847	1B25	17	0260 - 11	AT159804	2E17	20	1830 - 38	AT167192	3B14	1K	3302 - 7
AT154911	1H25	27	1674 - 15	AT160368	1I9	1	1674 - 24	AT167193	3B14	1L	3302 - 7
AT154913	2C10	5	1810 - 31	AT160584	3F2	6	3360 - 43	AT167194	3B14	1N	3302 - 7
AT154914	1G20	7C	0530 - 3	AT160584	3F18	24	3360 - 59	AT167195	3B14	1M	3302 - 7
AT154915	2F8	9	1910 - 13	AT160982	1H25	0A	1674 - 15	AT167196	3B16	1K	3302 - 9
AT154915	2F10	7	1910 - 15	AT161039	1H17	23	1674 - 7	AT167196	3B18	1K	3302 - 11
AT154916	2E25	13	1910 - 5	AT161183	3G16	3	3360 - 81	AT167196	3B20	1K	3302 - 13
AT154916	2F14	8	1910 - 19	AT161192	2E17	25	1830 - 38	AT167197	3B16	1L	3302 - 9
AT154924	1H19	1	1674 - 9	AT162242	3G14	18	3360 - 79	AT167197	3B18	1L	3302 - 11
AT154924	1H19	2	1674 - 9	AT163548	3B14	1A	3302 - 7	AT167197	3B20	1L	3302 - 13
AT154924	1H19	3	1674 - 9	AT163548	3B16	1A	3302 - 9	AT167737	3H14	21	4360 - 7
AT154924	1H19	4	1674 - 9	AT163548	3B18	1A	3302 - 11	AT167874	3B12	16	3302 - 5
AT154924	1H19	5	1674 - 9	AT163548	3B20	1A	3302 - 13	AT167874	3B12	17	3302 - 5
AT154924	1H19	6	1674 - 9	AT163549	3B14	1B	3302 - 7	AT167874	3B12	..	3302 - 5
AT154924	1H19	7	1674 - 9	AT163549	3B16	1B	3302 - 9	AT167876	3B10	..	3302 - 3
AT154924	1H19	8	1674 - 9	AT163549	3B18	1B	3302 - 11	AT168851	3H14	51B	4360 - 7
AT154924	1H19	9	1674 - 9	AT163549	3B20	1B	3302 - 13	AT170452	1C6	31	0260 - 17
AT154924	1H19	10	1674 - 9	AT163550	3B14	1F	3302 - 7	AT170759	1F14	2	0505 - 3
AT154924	1H19	11	1674 - 9	AT163550	3B16	1F	3302 - 9	AT171539	1F14	3	0505 - 3
AT154924	1H19	12	1674 - 9	AT163550	3B18	1F	3302 - 11	AT171619	2D5	1	1821 - 9
AT154928	1H25	24	1674 - 15	AT163550	3B20	1F	3302 - 13	AT172092	3D16	16	3360 - 9

NUMERICAL INDEX - CONTINUED

PART NO.	GRID	KEY	PAGE	PART NO.	GRID	KEY	PAGE	PART NO.	GRID	KEY	PAGE
AT172092	3F22	13	3360-63	AT180971	2C24	7	1821-3	AT181038	2E4	56	1830-25
AT172578	1H25	40	1674-15	AT180972	2C24	8	1821-3	AT181039	2E4	57	1830-25
AT173242	2G6	8	1910-35	AT180973	2C24	9	1821-3	AT181040	2E4	58	1830-25
AT173610	1G2	42	0510-5	AT180974	2C24	10	1821-3	AT181041	2E4	59	1830-25
AT173804	2E4	52	1830-25	AT180975	2C24	11	1821-3	AT181042	2E4	61	1830-25
AT173807	2D25	37	1830-21	AT180976	2C24	12	1821-3	AT181043	2E4	62	1830-25
AT173809	2D25	34	1830-21	AT180977	2C24	13	1821-3	AT181044	2E2	63	1830-23
AT173815	2E4	60	1830-25	AT180978	2C24	15	1821-3	AT181045	2E2	64	1830-23
AT173817	2D25	41	1830-21	AT180979	2C24	18	1821-3	AT181047	2E2	66	1830-23
AT173818	2D25	38	1830-21	AT180980	2C24	19	1821-3	AT181048	2E2	67	1830-23
AT173818	2E2	70	1830-23	AT180986	2E8	0	1830-29	AT181049	2E2	69	1830-23
AT173819	2D25	35	1830-21	AT180988	2E8	2	1830-29	AT181050	2E2	72	1830-23
AT173820	2E4	49	1830-25	AT180990	2E8	3	1830-29	AT181051	2E2	73	1830-23
AT174467	3C16	0	3315-9	AT180992	2E8	4	1830-29	AT181052	2E2	74	1830-23
AT174468	3C16	2	3315-9	AT180993	2D25	1	1830-21	AT181052	2E6	19	1830-27
AT174469	3C16	4	3315-9	AT180994	2D25	2	1830-21	AT181053	2E2	75	1830-23
AT174563	3H2	6	3360-91	AT180995	2D25	2A	1830-21	AT181054	2E2	76	1830-23
AT175966	1H21	0	1674-11	AT180995	2D25	7A	1830-21	AT181055	2E2	77	1830-23
AT175981	2H8	83	2160-7	AT180996	2D25	4	1830-21	AT181056	2E6	2	1830-27
AT175989	1G22	19	0560-3	AT180997	2D25	5	1830-21	AT181057	2E6	4	1830-27
AT176033	1B25	16	0260-11	AT180998	2D25	6	1830-21	AT181058	2D9	3	1830-5
AT176256	3F24	0	3360-65	AT180999	2D25	7	1830-21	AT181059	2E6	9	1830-27
AT176258	3F24	1	3360-65	AT181001	2D25	7B	1830-21	AT181060	2E6	10	1830-27
AT176636	2E23	18	1910-3	AT181002	2D25	10	1830-21	AT181061	2E6	11	1830-27
AT176789	2B14	8	1810-11	AT181003	2D25	11	1830-21	AT181062	2E6	13	1830-27
AT177372	2C14	24	1810-35	AT181004	2D25	12	1830-21	AT181063	2E6	14	1830-27
AT177372	3C10	8	3315-3	AT181005	2D25	14	1830-21	AT181064	2E6	15	1830-27
AT177386	3C10	9	3315-3	AT181006	2D25	15	1830-21	AT181066	2E6	16	1830-27
AT177400	3D2	13	3315-19	AT181007	2D25	16	1830-21	AT181067	2E6	17	1830-27
AT177401	3D2	22	3315-19	AT181008	2D25	17	1830-21	AT181068	2E6	18	1830-27
AT177419	1G22	15	0560-3	AT181009	2D25	18	1830-21	AT181070	2E6	20	1830-27
AT177804	2C12	0	1810-33	AT181010	2D25	19	1830-21	AT181071	2E6	21	1830-27
AT177805	2C12	0A	1810-33	AT181011	2D25	20	1830-21	AT181072	2D9	6	1830-5
AT177806	2C12	0C	1810-33	AT181011	2E2	68	1830-23	AT181073	2D9	14	1830-5
AT178255	1A24	2	0130-3	AT181011	2E6	8	1830-27	AT181074	2D9	23	1830-5
AT178268	1J7	2	1740-7	AT181012	2D25	21	1830-21	AT181075	2D9	24	1830-5
AT178269	1J7	4	1740-7	AT181013	2D25	22	1830-21	AT181076	2D11	1	1830-7
AT178530	3B14	1A	3302-7	AT181014	2D25	23	1830-21	AT181077	2D11	2	1830-7
AT178532	3B14	1B	3302-7	AT181015	2D25	24	1830-21	AT181078	2D11	3	1830-7
AT178534	3B14	1F	3302-7	AT181016	2D25	25	1830-21	AT181079	2D11	4	1830-7
AT178536	3B14	1C	3302-7	AT181017	2D25	26	1830-21	AT181080	2D11	5	1830-7
AT178845	1F14	30	0505-3	AT181018	2D25	27	1830-21	AT181081	2D11	6	1830-7
AT178893	1F14	6	0505-3	AT181019	2D25	28	1830-21	AT181082	2D11	7	1830-7
AT179050	1H17	42	1674-7	AT181020	2D25	29	1830-21	AT181083	2D11	10	1830-7
AT179051	1H17	42	1674-7	AT181021	2D25	30	1830-21	AT181084	2D17	34	1830-13
AT179452	1114	20	1674-29	AT181022	2D25	31	1830-21	AT181125	2C10	10	1810-31
AT179453	1114	1	1674-29	AT181023	2D25	32	1830-21	AT181791	3G12	3	3360-77
AT179454	1114	4	1674-29	AT181023	2D25	74	1830-21	AT181792	3G12	..	3360-77
AT179455	1114	10	1674-29	AT181024	2D25	33	1830-21	AT181980	3C22	10	3315-15
AT179476	1H25	0C	1674-15	AT181024	2D25	75	1830-21	AT182263	1G2	41	0510-5
AT179610	1B6	3A	0130-9	AT181024	2E2	65	1830-23	AT182278	1C6	0	0260-17
AT179815	2C24	16	1821-3	AT181024	2E6	3	1830-27	AT182287	1G4	27	0510-7
AT179816	2C24	17	1821-3	AT181025	2D25	36	1830-21	AT182288	1G4	28	0510-7
AT180124	1117	3	1671A-3	AT181025	2E2	71	1830-23	AT182602	1D15	21	0407-5
AT180597	1F24	1	0510-3	AT181025	2E6	12	1830-27	AT182602	3E20	32	3360-37
AT180598	1F24	2	0510-3	AT181026	2D25	39	1830-21	AT182612	2B20	70	1810-17
AT180599	1F24	5	0510-3	AT181027	2D25	40	1830-21	AT182613	2B20	71	1810-17
AT180600	1F24	3	0510-3	AT181028	2D25	42	1830-21	AT182614	2B20	72	1810-17
AT180601	1F24	4	0510-3	AT181029	2D25	43	1830-21	AT182616	2B20	73	1810-17
AT180602	1F24	6	0510-3	AT181030	2D25	44	1830-21	AT182625	2B10	12	1810-7
AT180603	1F24	9	0510-3	AT181031	2D25	45	1830-21	AT182626	2B10	22	1810-7
AT180604	1F24	14	0510-3	AT181032	2D25	46	1830-21	AT182802	1F24	1A	0510-3
AT180605	1G4	2	0510-7	AT181033	2E2	48	1830-23	AT183082	2B16	51	1810-13
AT180606	1G4	1	0510-7	AT181033	2E4	0	1830-25	AT183083	2B16	52	1810-13
AT180607	1F24	13	0510-3	AT181034	2E4	51	1830-25	AT183084	2B16	53	1810-13
AT180641	1F24	40	0510-3	AT181036	2E4	54	1830-25	AT183085	2B16	57	1810-13
AT180970	2C24	0	1821-3	AT181037	2E4	55	1830-25	AT183086	2B16	58	1810-13

NUMERICAL INDEX - CONTINUED

PART NO.	GRID	KEY	PAGE	PART NO.	GRID	KEY	PAGE	PART NO.	GRID	KEY	PAGE
AT183130	3D6	70	3340 - 3	AT186580	2C4	1	1810 - 25	AT201622	3E12	9	3360 - 29
AT183133	3D6	0	3340 - 3	AT186581	2C4	2	1810 - 25	AT201622	3E16	2	3360 - 33
AT183222	1F14	7A	0505 - 3	AT186582	2C4	3	1810 - 25	AT201753	3D8	0F	3344 - 3
AT183222	1F14	8A	0505 - 3	AT186596	2G22	1	2013B - 2	AT201957	3D8	31	3344 - 3
AT183222	1F14	8B	0505 - 3	AT186597	2G23	5	2013B - 3	AT202291	3C18	1	3315 - 11
AT183331	2B10	3A	1810 - 7	AT186598	2E14	4	1830 - 35	AT202292	3C18	0	3315 - 11
AT183626	1H15	0	1674 - 5	AT186611	3E20	13	3360 - 37	AT202379	3C24	19	3315 - 17
AT184109	1B14	..	0130 - 17	AT186622	3G22	1	3360 - 87	AT202380	3C24	17	3315 - 17
AT184267	3G20	30	3360 - 85	AT186623	3G22	7	3360 - 87	AT202462	2B6	2	1810 - 3
AT184268	2D17	25	1830 - 13	AT186671	1F22	5	0505 - 11	AT202590	1B19	18	0260 - 5
AT184298	3G24	1	3360 - 89	AT187048	3C8	1	3302 - 26	AT202591	1B19	19	0260 - 5
AT184298	3H2	1	3360 - 91	AT187050	3C8	2	3302 - 26	AT202597	1B19	30	0260 - 5
AT184311	3H2	15	3360 - 91	AT187052	3C8	3	3302 - 26	AT202600	2H6	3	2160 - 5
AT184312	3H2	16	3360 - 91	AT187672	2G22	2	2013B - 2	AT203130	2G18	5	2004A - 3
AT184313	3G24	15	3360 - 89	AT187891	3G20	66	3360 - 85	AT203601	1B23	2	0260 - 9
AT184314	3H2	2	3360 - 91	AT188609	3B12	1	3302 - 5	AT203603	2H8	12	2160 - 7
AT184315	3G24	7	3360 - 89	AT188614	3B10	1	3302 - 3	AT203606	1B23	30	0260 - 9
AT184316	3H2	7	3360 - 91	AT188615	3B8	1	3301 - 1	AT203607	1B23	31	0260 - 9
AT184317	3H2	3	3360 - 91	AT188692	3C7	32	3302 - 25	AT203608	1B19	50	0260 - 5
AT184318	3G24	6	3360 - 89	AT189411	2I2	..	2163B - 2	AT203608	1B23	33	0260 - 9
AT184319	3H2	4	3360 - 91	AT189411	3G20	..	3360 - 85	AT203613	1B25	7	0260 - 11
AT184320	3H2	13	3360 - 91	AT189412	2I2	..	2163B - 2	AT203614	1B25	9	0260 - 11
AT184320	3H2	14	3360 - 91	AT189412	3G20	..	3360 - 85	AT203615	1B25	11	0260 - 11
AT184321	3H2	12	3360 - 91	AT189646	2G9	6	1913A - 3	AT203646	1C6	23	0260 - 17
AT184322	3H2	10	3360 - 91	AT189647	2G9	19	1913A - 3	AT203648	2H6	81	2160 - 5
AT184323	3H2	11	3360 - 91	AT189684	1117	15	1671A - 3	AT203648	2H8	82	2160 - 7
AT184357	1B12	1	0130 - 15	AT189713	2G23	9	2013B - 3	AT203649	2H8	51	2160 - 7
AT185209	2F10	3B	1910 - 15	AT200011	1C12	6	0260 - 23	AT203656	1B23	63	0260 - 9
AT185397	3G20	30	3360 - 85	AT200011	2D17	26	1830 - 13	AT203657	1B23	61	0260 - 9
AT185503	3E20	31	3360 - 37	AT200012	1H17	14	1674 - 7	AT204728	1B19	37	0260 - 5
AT186110	2E20	1	1801A - 3	AT200012	3F14	38	3360 - 55	AT204729	1B19	38	0260 - 5
AT186120	2G20	1	2005A - 3	AT200012	3F16	32	3360 - 57	AT204730	1B19	39	0260 - 5
AT186124	2I2	1	2163B - 2	AT200499	1H25	0B	1674 - 15	AT204733	1B19	51	0260 - 5
AT186124	3G20	57	3360 - 85	AT200584	2B12	59	1810 - 9	AT204742	3E24	9	3360 - 41
AT186126	2I2	2	2163B - 2	AT200956	2H18	8	2160 - 17	AT204742	3E24	12	3360 - 41
AT186126	3G20	56	3360 - 85	AT200962	2H18	9	2160 - 17	AT204774	1C10	4	0260 - 21
AT186128	2I2	3	2163B - 2	AT200963	2H16	24	2160 - 15	AT204788	3G18	9	3360 - 83
AT186128	3G20	59	3360 - 85	AT200964	2H20	3	2160 - 19	AT204789	3G18	18	3360 - 83
AT186129	2I2	4	2163B - 2	AT200975	1B8	10	0130 - 11	AT204850	1B25	21	0260 - 11
AT186129	3G20	58	3360 - 85	AT200979	3D6	8	3340 - 3	AT204850	1C2	0	0260 - 13
AT186181	1119	1	1673A - 3	AT200985	3G10	23	3360 - 75	AT204861	3G18	8	3360 - 83
AT186193	1121	1	1673A - 5	AT200990	2H6	40	2160 - 5	AT204877	1B25	30	0260 - 11
AT186197	1123	2	1673A - 7	AT200993	3H10	19	4360 - 3	AT204879	1C2	1	0260 - 13
AT186199	1121	2	1673A - 5	AT200994	2H20	15	2160 - 19	AT204883	1C2	16	0260 - 13
AT186251	2B10	42	1810 - 7	AT200995	1C18	3	0400 - 3	AT204885	1C2	9	0260 - 13
AT186258	2B10	43	1810 - 7	AT200998	1G16	0C	0520 - 3	AT204886	1C2	10	0260 - 13
AT186269	2G9	1	1913A - 3	AT200999	1G16	0G	0520 - 3	AT204900	3H14	1	4360 - 7
AT186270	2G9	2	1913A - 3	AT201002	1B8	11	0130 - 11	AT204922	1B19	52	0260 - 5
AT186272	2G9	17	1913A - 3	AT201005	2H10	33	2160 - 9	AT204940	3F10	6	3360 - 51
AT186275	2G12	1	1913B - 3	AT201009	1C10	16	0260 - 21	AT204941	1B19	29	0260 - 5
AT186407	2G18	1	2004A - 3	AT201014	1J3	30	1740 - 3	AT204943	1B19	35	0260 - 5
AT186408	2G18	2	2004A - 3	AT201018	1J3	32	1740 - 3	AT204965	3H10	47	4360 - 3
AT186409	2G18	3	2004A - 3	AT201025	2F20	11	1910 - 25	AT205822	3G24	2	3360 - 89
AT186415	2G18	4	2004A - 3	AT201033	1G20	9	0530 - 3	AT205828	3G24	3	3360 - 89
AT186556	3G20	4	3360 - 85	AT201034	1G16	0D	0520 - 3	AT205862	3G24	4	3360 - 89
AT186556	3G20	46	3360 - 85	AT201036	1G16	10	0520 - 3	AT205863	3G24	5	3360 - 89
AT186557	3G20	3	3360 - 85	AT201043	3D10	4	3360 - 3	AT205878	3H2	17	3360 - 91
AT186557	3G20	44	3360 - 85	AT201053	1J3	31	1740 - 3	AT208435	1119	2	1673A - 3
AT186558	3G20	2	3360 - 85	AT201069	1G16	0J	0520 - 3	AT208435	1121	3	1673A - 5
AT186558	3G20	45	3360 - 85	AT201128	1B2	0	0130 - 5	AT208435	1123	3	1673A - 7
AT186574	3G20	1	3360 - 85	AT201191	1C10	19	0260 - 21	AT213603	2D7	10	1830 - 3
AT186574	3G20	47	3360 - 85	AT201202	2H20	11	2160 - 19	AT213603	2D15	28	1830 - 11
AT186575	3G20	29	3360 - 85	AT201203	3E20	11	3360 - 37	AT213603	2E14	2	1830 - 35
AT186575	3G20	49	3360 - 85	AT201230	2H18	6	2160 - 17	AT213603	2E16	51	1830 - 37
AT186577	1F16	1	0505 - 5	AT201249	1C10	6	0260 - 21	AT213605	1J3	11	1740 - 3
AT186577	1F22	2	0505 - 11	AT201274	2H20	12	2160 - 19	AT213605	1J3	18	1740 - 3
AT186578	1F22	3	0505 - 11	AT201622	3E10	9	3360 - 27	AT213606	2B16	34M	1810 - 13

NUMERICAL INDEX - CONTINUED

PART NO.	GRID	KEY	PAGE	PART NO.	GRID	KEY	PAGE	PART NO.	GRID	KEY	PAGE
AT213607	1H17	24	1674 - 7	AT213831	3F2	33	3360 - 43	AT213957	3F14	31	3360 - 55
AT213608	2B16	55	1810 - 13	AT213831	3F2	41	3360 - 43	AT213957	3F16	26	3360 - 57
AT213608	2E16	15	1830 - 37	AT213831	3F2	44	3360 - 43	AT213958	2C18	3	1810 - 39
AT213609	2B16	33	1810 - 13	AT213831	3F6	51	3360 - 47	AT213960	2C20	27	1810 - 41
AT213610	2B18	20	1810 - 15	AT213831	3F8	24	3360 - 49	AT213962	3F14	32	3360 - 55
AT213611	2B12	86	1810 - 9	AT213831	3H2	10	3360 - 91	AT213962	3F16	27	3360 - 57
AT213612	3D2	27	3315 - 19	AT213831	3H2	11	3360 - 91	AT213967	2F22	9	1910 - 27
AT213613	3E20	5	3360 - 37	AT213831	3H2	12	3360 - 91	AT213970	1G22	18	0560 - 3
AT213614	3C22	8	3315 - 15	AT213832	3D18	10	3360 - 11	AT213971	3F8	27	3360 - 49
AT213614	3D16	11	3360 - 9	AT213832	3D18	13	3360 - 11	AT213979	2D7	0	1830 - 3
AT213614	3D18	2	3360 - 11	AT213832	3D18	15	3360 - 11	AT213979	2D9	0	1830 - 5
AT213614	3D20	2	3360 - 13	AT213832	3D22	7	3360 - 15	AT213983	2D7	7	1830 - 3
AT213614	3D22	2	3360 - 15	AT213832	3D22	8	3360 - 15	AT213983	2D11	0	1830 - 7
AT213614	3D24	4	3360 - 17	AT213832	3D22	9	3360 - 15	AT213984	1H17	8	1674 - 7
AT213614	3G20	55	3360 - 85	AT213832	3H2	5	3360 - 91	AT214001	2D7	16	1830 - 3
AT213616	3F12	9	3360 - 53	AT213832	3H2	13	3360 - 91	AT214002	2D15	10	1830 - 11
AT213624	2B14	14	1810 - 11	AT213832	3H2	14	3360 - 91	AT214003	2D7	15	1830 - 3
AT213625	2C14	39	1810 - 35	AT213834	3E20	3	3360 - 37	AT214007	2B10	17	1810 - 7
AT213628	3G2	2	3360 - 67	AT213840	3F4	24	3360 - 45	AT214010	2E25	9A	1910 - 5
AT213630	3E12	2	3360 - 29	AT213840	3F8	34	3360 - 49	AT214010	2F14	2A	1910 - 19
AT213630	3H14	64	4360 - 7	AT213846	1114	5	1674 - 29	AT214010	2G6	0	1910 - 35
AT213630	3H14	68	4360 - 7	AT213846	3F4	26	3360 - 45	AT214011	2C22	3	1810 - 43
AT213705	3G4	2	3360 - 69	AT213862	3F12	8	3360 - 53	AT214011	2D7	30	1830 - 3
AT213706	3G4	5	3360 - 69	AT213862	3G4	0	3360 - 69	AT214011	3D4	3	3315 - 21
AT213707	3G4	9	3360 - 69	AT213863	3E24	10	3360 - 41	AT214012	2C20	7	1810 - 41
AT213708	3G18	11	3360 - 83	AT213863	3F2	25	3360 - 43	AT214012	2C20	20	1810 - 41
AT213709	3G2	4	3360 - 67	AT213883	2C10	2	1810 - 31	AT214017	2B10	18	1810 - 7
AT213710	3G2	5	3360 - 67	AT213884	1J3	25	1740 - 3	AT214020	3F2	24	3360 - 43
AT213722	2C20	3	1810 - 41	AT213885	2D7	26	1830 - 3	AT214020	3F8	22	3360 - 49
AT213723	2C20	4	1810 - 41	AT213885	2D15	6	1830 - 11	AT214022	1H17	13	1674 - 7
AT213724	2C20	17	1810 - 41	AT213887	3F14	23	3360 - 55	AT214023	3F6	50	3360 - 47
AT213725	2C20	16	1810 - 41	AT213888	3F10	9	3360 - 51	AT214025	2D7	3	1830 - 3
AT213726	2C20	0	1810 - 41	AT213891	2H10	15	2160 - 9	AT214027	2D15	3	1830 - 11
AT213737	3D2	24	3315 - 19	AT213892	2H10	14	2160 - 9	AT214033	3F12	1	3360 - 53
AT213739	2C20	24	1810 - 41	AT213893	2H10	41	2160 - 9	AT214035	2D7	9	1830 - 3
AT213743	3C10	2	3315 - 3	AT213895	1H25	7	1674 - 15	AT214036	1H17	21	1674 - 7
AT213744	3C10	1	3315 - 3	AT213896	2C12	4	1810 - 33	AT214037	2H10	5	2160 - 9
AT213745	3C10	5	3315 - 3	AT213898	2D7	24	1830 - 3	AT214041	2B10	10	1810 - 7
AT213746	3C16	14	3315 - 9	AT213898	2D15	4	1830 - 11	AT214042	2B10	8	1810 - 7
AT213747	3C16	12	3315 - 9	AT213911	3F20	8	3360 - 61	AT214043	2B10	9	1810 - 7
AT213764	1B10	7	0130 - 13	AT213912	2H10	28	2160 - 9	AT214044	2H10	6	2160 - 9
AT213778	2C20	21	1810 - 41	AT213913	2H10	27	2160 - 9	AT214045	2H10	13	2160 - 9
AT213779	2C20	8	1810 - 41	AT213915	2D17	8	1830 - 13	AT214054	2B10	2	1810 - 7
AT213780	3F14	33	3360 - 55	AT213917	2H10	23	2160 - 9	AT214055	2B10	3	1810 - 7
AT213780	3F16	28	3360 - 57	AT213922	2H8	69	2160 - 7	AT214056	2B10	4	1810 - 7
AT213782	2C22	1	1810 - 43	AT213923	2E12	2	1830 - 33	AT214057	2B10	5	1810 - 7
AT213782	2D7	29	1830 - 3	AT213924	2E10	0	1830 - 31	AT214058	2B10	27	1810 - 7
AT213782	3D4	1	3315 - 21	AT213934	2C8	1D	1810 - 29	AT214060	2B10	20	1810 - 7
AT213783	2C20	12	1810 - 41	AT213935	2E12	0	1830 - 33	AT214061	2B10	21	1810 - 7
AT213784	3F14	34	3360 - 55	AT213936	2E16	2	1830 - 37	AT214063	2B10	23	1810 - 7
AT213784	3F16	29	3360 - 57	AT213937	2E16	3	1830 - 37	AT214064	2B12	94	1810 - 9
AT213790	3H10	45	4360 - 3	AT213938	2E16	4	1830 - 37	AT214065	2B12	93	1810 - 9
AT213791	2C6	19	1810 - 27	AT213939	2E12	8	1830 - 33	AT214066	2B24	21	1810 - 21
AT213792	1H17	12	1674 - 7	AT213940	2D15	26	1830 - 11	AT214067	2B12	19	1810 - 9
AT213799	2B16	59	1810 - 13	AT213941	2C6	2	1810 - 27	AT214069	2B12	47	1810 - 9
AT213803	3E20	28	3360 - 37	AT213942	2C6	4	1810 - 27	AT214070	2B12	97	1810 - 9
AT213809	3F6	33	3360 - 47	AT213943	2E12	10	1830 - 33	AT214071	2B12	8	1810 - 9
AT213811	3F8	20	3360 - 49	AT213944	2D7	1	1830 - 3	AT214072	2B18	26	1810 - 15
AT213811	3F18	37	3360 - 59	AT213945	2C6	13	1810 - 27	AT214073	2B18	22	1810 - 15
AT213817	1H15	23	1674 - 5	AT213948	1H21	29	1674 - 11	AT214074	2B20	42	1810 - 17
AT213826	1H15	4	1674 - 5	AT213949	2C6	10	1810 - 27	AT214075	2B12	14	1810 - 9
AT213828	1B10	9	0130 - 13	AT213950	2C6	11	1810 - 27	AT214076	2B12	17	1810 - 9
AT213831	3E20	20	3360 - 37	AT213950	2C8	11	1810 - 29	AT214077	2B12	77	1810 - 9
AT213831	3E22	14	3360 - 39	AT213952	2H10	18	2160 - 9	AT214078	2B12	45	1810 - 9
AT213831	3F2	13	3360 - 43	AT213954	2C16	2	1810 - 37	AT214079	2B12	51	1810 - 9
AT213831	3F2	22	3360 - 43	AT213955	3E20	2	3360 - 37	AT214080	2B12	12	1810 - 9
AT213831	3F2	31	3360 - 43	AT213955	3G2	0	3360 - 67	AT214081	2B12	26	1810 - 9

NUMERICAL INDEX - CONTINUED

PART NO.	GRID	KEY	PAGE	PART NO.	GRID	KEY	PAGE	PART NO.	GRID	KEY	PAGE
AT214082	2B12	3	1810-9	AT214152	2B16	54	1810-13	AT214271	2G2	12	1910-31
AT214083	2B12	56	1810-9	AT214155	2B16	40	1810-13	AT214272	2G2	14	1910-31
AT214084	2B12	25	1810-9	AT214157	2B16	42	1810-13	AT214273	2E12	6B	1830-33
AT214085	2B20	33	1810-17	AT214158	2B12	15	1810-9	AT214274	2E12	6C	1830-33
AT214086	2B20	34	1810-17	AT214158	2B16	43	1810-13	AT214275	2E12	6A	1830-33
AT214087	2B20	35	1810-17	AT214159	2B16	44	1810-13	AT214277	2B10	29	1810-7
AT214088	2B20	32	1810-17	AT214160	2B14	16	1810-11	AT214286	2B12	53	1810-9
AT214089	2B20	40	1810-17	AT214161	2B14	23	1810-11	AT214287	2B12	62	1810-9
AT214090	2B18	29	1810-15	AT214162	2B16	41	1810-13	AT214287	2B20	44	1810-17
AT214091	2B18	30	1810-15	AT214163	2B22	7	1810-19	AT214288	2B12	91	1810-9
AT214092	2B18	27	1810-15	AT214164	2B22	18	1810-19	AT214289	2B12	11	1810-9
AT214093	2B20	41	1810-17	AT214165	2B22	28	1810-19	AT214289	2B16	31	1810-13
AT214094	2B20	39	1810-17	AT214166	2B22	29	1810-19	AT214290	2B14	9	1810-11
AT214095	2B12	22	1810-9	AT214167	2B22	8	1810-19	AT214291	2B14	11	1810-11
AT214096	2B18	25	1810-15	AT214168	2B22	16	1810-19	AT214292	2B16	56	1810-13
AT214097	2B20	51	1810-17	AT214169	2B22	33	1810-19	AT214293	2C2	2	1810-23
AT214098	2B20	52	1810-17	AT214170	2B22	49	1810-19	AT214294	2C2	3	1810-23
AT214099	2B20	60	1810-17	AT214171	2B22	92	1810-19	AT214296	2C2	6	1810-23
AT214100	2B20	53	1810-17	AT214172	2B20	58	1810-17	AT214297	2B18	28	1810-15
AT214101	2B20	55	1810-17	AT214172	2B22	65	1810-19	AT214298	2B20	36	1810-17
AT214102	2B18	1	1810-15	AT214173	2B12	55	1810-9	AT214299	2B22	61	1810-19
AT214103	2B18	5	1810-15	AT214174	2D7	23	1830-3	AT214300	2B20	56	1810-17
AT214104	2B18	6	1810-15	AT214177	1H15	3	1674-5	AT214300	2B22	74	1810-19
AT214105	2B18	19	1810-15	AT214178	1H15	5	1674-5	AT214301	2B18	17	1810-15
AT214106	2B18	4	1810-15	AT214179	1H15	6	1674-5	AT214302	2B16	34F	1810-13
AT214107	2B18	3	1810-15	AT214180	1H15	7	1674-5	AT214303	2B16	34G	1810-13
AT214108	2B18	2	1810-15	AT214181	1H15	8	1674-5	AT214304	2B10	7	1810-7
AT214109	2B18	13	1810-15	AT214182	1H15	9	1674-5	AT214305	2B12	60	1810-9
AT214110	2B18	12	1810-15	AT214183	1H15	10	1674-5	AT214306	2B24	63	1810-21
AT214111	2B18	10	1810-15	AT214184	1H15	11	1674-5	AT214307	2B20	37	1810-17
AT214112	2B18	11	1810-15	AT214185	1H15	12	1674-5	AT214308	2B12	68	1810-9
AT214113	2B18	23	1810-15	AT214186	1H15	13	1674-5	AT214308	2B20	38	1810-17
AT214114	2B18	24	1810-15	AT214187	1H15	14	1674-5	AT214308	2B24	88	1810-21
AT214115	2B24	1	1810-21	AT214188	1H15	15	1674-5	AT214308	2C2	14	1810-23
AT214116	2B24	4	1810-21	AT214188	1H15	16A	1674-5	AT214309	2B22	69	1810-19
AT214117	2B12	95	1810-9	AT214189	1H15	16	1674-5	AT214310	2B20	45	1810-17
AT214117	2B24	8	1810-21	AT214190	1G14	6	0515-7	AT214311	2B14	21	1810-11
AT214118	2B24	2	1810-21	AT214191	1H15	17	1674-5	AT214311	2B18	18	1810-15
AT214119	2B24	5	1810-21	AT214192	1H15	18	1674-5	AT214312	2B18	21	1810-15
AT214120	2B24	80	1810-21	AT214193	1H15	19	1674-5	AT214313	2B14	19	1810-11
AT214121	2B24	81	1810-21	AT214194	1H15	20	1674-5	AT214314	2B14	15	1810-11
AT214122	2B24	90	1810-21	AT214195	1H15	21	1674-5	AT214315	2B20	57	1810-17
AT214123	2B24	75	1810-21	AT214196	1H15	22	1674-5	AT214316	2B10	11	1810-7
AT214124	2C2	1	1810-23	AT214197	1G14	5	0515-7	AT214324	2C20	11	1810-41
AT214125	2C2	5	1810-23	AT214198	1G14	4	0515-7	AT214326	2C18	0	1810-39
AT214126	2C2	13	1810-23	AT214199	1G14	3	0515-7	AT214327	2C18	2	1810-39
AT214127	2B12	31	1810-9	AT214200	1G14	2	0515-7	AT214337	2E25	0	1910-5
AT214128	2B12	54	1810-9	AT214201	1H15	24	1674-5	AT214342	3C14	10	3315-7
AT214129	2B12	71	1810-9	AT214202	1H15	28	1674-5	AT214358	3D2	11	3315-19
AT214131	2B14	12	1810-11	AT214203	1H15	29	1674-5	AT214361	3D2	9	3315-19
AT214132	2B14	24	1810-11	AT214213	2D9	21	1830-5	AT214362	1H19	22	1674-9
AT214133	2B14	7	1810-11	AT214217	2D9	5	1830-5	AT214362	1H19	24	1674-9
AT214134	2B16	34	1810-13	AT214245	2D9	22	1830-5	AT214372	1H19	24	1674-9
AT214135	2B16	34A	1810-13	AT214256	2D9	25	1830-5	AT214374	1G12	1	0515-5
AT214136	2B16	34B	1810-13	AT214257	1G14	1	0515-7	AT214396	3C12	1	3315-5
AT214137	2B16	34C	1810-13	AT214258	2C8	1	1810-29	AT214396	3C14	0	3315-7
AT214138	2B16	34D	1810-13	AT214259	2C8	1A	1810-29	AT214398	2D7	14	1830-3
AT214139	2B16	34E	1810-13	AT214260	2C8	1B	1810-29	AT214401	2H6	66	2160-5
AT214140	2B16	34K	1810-13	AT214261	2C8	2	1810-29	AT214405	3F14	24	3360-55
AT214141	2B16	34L	1810-13	AT214262	2C8	2A	1810-29	AT214408	1H17	20	1674-7
AT214142	2B14	13	1810-11	AT214264	2G2	1	1910-31	AT214409	2F22	6	1910-27
AT214143	2B14	10	1810-11	AT214265	2G2	2	1910-31	AT214412	2H18	11	2160-17
AT214144	2B16	32	1810-13	AT214266	2G2	3	1910-31	AT214412	3D10	9	3360-3
AT214145	2B14	2	1810-11	AT214267	2G2	4	1910-31	AT214412	3D18	6	3360-11
AT214146	2B14	20	1810-11	AT214268	2G2	5	1910-31	AT214413	2H20	6	2160-19
AT214147	2B14	22	1810-11	AT214269	2G2	7	1910-31	AT214430	2C10	0	1810-31
AT214148	2B14	18	1810-11	AT214270	2G2	11	1910-31	AT214454	1B25	23	0260-11

NUMERICAL INDEX - CONTINUED

PART NO.	GRID	KEY	PAGE	PART NO.	GRID	KEY	PAGE	PART NO.	GRID	KEY	PAGE
AT215082	2E14	8	1830 - 35	AT215563	2D4	3	1821 - 7	AT217101	2D23	2	1830 - 19
AT215083	1H19	26	1674 - 9	AT215564	2D4	5	1821 - 7	AT217102	2D23	3	1830 - 19
AT215104	2D7	5	1830 - 3	AT215565	2D4	6	1821 - 7	AT217103	2D23	4	1830 - 19
AT215112	2E16	52	1830 - 37	AT215565	2G18	6	2004A - 3	AT217104	2D23	5	1830 - 19
AT215115	2E14	9	1830 - 35	AT215566	2D2	0E	1821 - 5	AT217105	2D23	6	1830 - 19
AT215118	2H16	17	2160 - 15	AT215567	2E16	10	1830 - 37	AT217106	2D23	7	1830 - 19
AT215119	2E14	12	1830 - 35	AT215568	2B16	35	1810 - 13	AT217107	2D23	8	1830 - 19
AT215119	2E16	56	1830 - 37	AT215569	2B12	6	1810 - 9	AT217108	2D23	9	1830 - 19
AT215122	2E14	10	1830 - 35	AT215570	2B8	1	1810 - 5	AT217109	2D23	10	1830 - 19
AT215122	2E16	54	1830 - 37	AT215570	2B10	0	1810 - 7	AT217701	3H12	1	4360 - 5
AT215124	2B12	9	1810 - 9	AT215570	2B12	0	1810 - 9	AT217704	1C18	5	0400 - 3
AT215470	2D4	12	1821 - 7	AT215570	2B14	0	1810 - 11	AT217705	1J3	10	1740 - 3
AT215471	2E14	14	1830 - 35	AT215570	2B16	0	1810 - 13	AT217705	1J3	17	1740 - 3
AT215471	2E16	12	1830 - 37	AT215570	2B18	0	1810 - 15	AT217707	3H12	0	4360 - 5
AT215471	2E16	57	1830 - 37	AT215570	2B20	0	1810 - 17	AT217708	1C18	11	0400 - 3
AT215475	1H17	0	1674 - 7	AT215570	2B22	0	1810 - 19	AT217709	2C24	51	1821 - 3
AT215476	2E16	0	1830 - 37	AT215570	2B24	0	1810 - 21	AT217709	2H6	65	2160 - 5
AT215478	2E16	1	1830 - 37	AT215570	2C2	0	1810 - 23	AT217743	3H10	27	4360 - 3
AT215479	2C10	6	1810 - 31	AT215571	2C24	30	1821 - 3	AT217751	2F18	1	1910 - 23
AT215480	2D15	16	1830 - 11	AT215572	2D4	0	1821 - 7	AT217763	3G20	26	3360 - 85
AT215483	2D2	9	1821 - 5	AT215573	1H17	41	1674 - 7	AT217770	3D14	5	3360 - 7
AT215485	2C22	0	1810 - 43	AT215574	2B14	1	1810 - 11	AT217787	3D6	0G	3340 - 3
AT215485	3D4	0	3315 - 21	AT215580	2D2	0A	1821 - 5	AT217787	3G12	1A	3360 - 77
AT215490	2C24	53	1821 - 3	AT215596	2D2	0B	1821 - 5	AT217822	3D6	32	3340 - 3
AT215492	2D4	11	1821 - 7	AT215597	2D2	0C	1821 - 5	AT217829	1H15	2	1674 - 5
AT215495	2D15	18	1830 - 11	AT215602	2E16	11	1830 - 37	AT217838	2F14	11	1910 - 19
AT215499	2H18	5	2160 - 17	AT215606	1H17	34	1674 - 7	AT217846	2C16	0	1810 - 37
AT215502	1H17	38	1674 - 7	AT215608	2D2	0H	1821 - 5	AT217849	3D2	0	3315 - 19
AT215503	1H17	22	1674 - 7	AT215609	2D4	1	1821 - 7	AT217924	3H14	20	4360 - 7
AT215505	1C2	5	0260 - 13	AT215613	1C2	20	0260 - 13	AT217927	3H14	24	4360 - 7
AT215506	1C2	6	0260 - 13	AT215614	2E16	7	1830 - 37	AT217930	3H14	69	4360 - 7
AT215507	1C2	13	0260 - 13	AT215851	3C22	14	3315 - 15	AT217931	3H14	72	4360 - 7
AT215508	1C2	7	0260 - 13	AT215869	3C22	6D	3315 - 15	AT217932	3H14	4	4360 - 7
AT215510	2D23	0	1830 - 19	AT215876	3C24	21	3315 - 17	AT217950	1B8	13	0130 - 11
AT215511	2D17	32	1830 - 13	AT215885	3C22	1	3315 - 15	AT217955	1B8	2	0130 - 11
AT215512	2D17	33	1830 - 13	AT215897	3C22	6B	3315 - 15	AT217969	3G12	6	3360 - 77
AT215515	1C2	18	0260 - 13	AT215918	3F12	11	3360 - 53	AT217970	1B23	42	0260 - 9
AT215516	1C2	19	0260 - 13	AT215931	2H8	53	2160 - 7	AT217983	3G12	8	3360 - 77
AT215518	2D2	3	1821 - 5	AT215938	3C24	12	3315 - 17	AT217984	1B19	22	0260 - 5
AT215519	2D17	18	1830 - 13	AT215941	3F12	10	3360 - 53	AT217987	1C10	1	0260 - 21
AT215520	1G20	12	0530 - 3	AT215941	3F18	43	3360 - 59	AT217988	1C10	0	0260 - 21
AT215521	2D15	31	1830 - 11	AT215944	2F22	3A	1910 - 27	AT218035	1B23	35	0260 - 9
AT215523	2D15	9	1830 - 11	AT215944	2G2	20	1910 - 31	AT218035	1B25	0	0260 - 11
AT215526	2D17	31	1830 - 13	AT215948	3C22	4	3315 - 15	AT218130	1H15	1	1674 - 5
AT215529	2D15	29	1830 - 11	AT215954	3C22	3	3315 - 15	AT218131	2D9	1	1830 - 5
AT215529	2D25	0	1830 - 21	AT215955	3C22	5	3315 - 15	AT218132	2D9	2	1830 - 5
AT215529	2E2	0	1830 - 23	AT215990	2C14	0	1810 - 35	AT218133	2E2	78	1830 - 23
AT215529	2E4	80	1830 - 25	AT215991	2C14	3	1810 - 35	AT218134	2E6	1	1830 - 27
AT215530	2D15	14	1830 - 11	AT215992	2C14	33	1810 - 35	AT218135	2E6	5	1830 - 27
AT215530	2E8	5	1830 - 29	AT215996	2C14	6	1810 - 35	AT218136	2E6	6	1830 - 27
AT215531	2D15	30	1830 - 11	AT215997	2C14	9	1810 - 35	AT218137	2E6	7	1830 - 27
AT215531	2E6	0	1830 - 27	AT215998	2C14	15	1810 - 35	AT218138	2E8	1	1830 - 29
AT215533	2C10	1	1810 - 31	AT216000	2C14	30	1810 - 35	AT218140	2B16	36	1810 - 13
AT215534	2E16	6	1830 - 37	AT216001	3C22	0	3315 - 15	AT218141	2B16	31	1810 - 13
AT215535	2E16	5	1830 - 37	AT216007	3C22	7	3315 - 15	AT218143	2G6	10	1910 - 35
AT215537	2D4	4	1821 - 7	AT216016	3C22	6	3315 - 15	AT218146	2E4	53	1830 - 25
AT215538	3F14	7	3360 - 55	AT216026	2C14	12	1810 - 35	AT218167	3H10	24	4360 - 3
AT215539	3F14	8	3360 - 55	AT216027	2C14	23	1810 - 35	AT218182	2D17	5	1830 - 13
AT215542	3F16	7	3360 - 57	AT216521	2C24	20	1821 - 3	AT218189	2B10	30	1810 - 7
AT215543	3F16	8	3360 - 57	AT216522	2C24	6	1821 - 3	AT218190	2B12	11	1810 - 9
AT215555	2D2	5	1821 - 5	AT216532	2C24	14	1821 - 3	AT218191	2G15	1	2002 - 3
AT215556	2E16	8	1830 - 37	AT216533	2C24	16	1821 - 3	AT219488	1H21	27	1674 - 11
AT215557	2E16	9	1830 - 37	AT216534	2C24	17	1821 - 3	AT219489	1H21	2	1674 - 11
AT215558	3C14	4	3315 - 7	AT216542	3F16	24	3360 - 57	AT219494	2G15	2	2002 - 3
AT215559	1H17	29	1674 - 7	AT216543	3F16	25	3360 - 57	AT219498	1B14	0	0130 - 17
AT215560	2D15	7	1830 - 11	AT216976	1G14	0	0515 - 7	AT219499	1B14	1	0130 - 17
AT215561	2D4	8	1821 - 7	AT217100	2D23	1	1830 - 19	AT219500	1H25	0	1674 - 15

NUMERICAL INDEX - CONTINUED

PART NO.	GRID	KEY	PAGE	PART NO.	GRID	KEY	PAGE	PART NO.	GRID	KEY	PAGE
AT219501	3E10	76	3360 - 27	AT219548	3E16	8	3360 - 33	AT219620	1B14	4	0130 - 17
AT219502	3E6	20	3360 - 23	AT219549	3E10	75	3360 - 27	AT219621	1B14	6	0130 - 17
AT219503	3E10	65	3360 - 27	AT219549	3E16	9	3360 - 33	AT219622	1B14	7	0130 - 17
AT219503	3E14	7	3360 - 31	AT219550	3E12	25	3360 - 29	AT219623	1B23	27	0260 - 9
AT219504	3E14	9	3360 - 31	AT219551	3E12	27	3360 - 29	AT219624	1C4	1	0260 - 15
AT219504	3E16	4	3360 - 33	AT219552	3E12	5	3360 - 29	AT219625	1B23	18	0260 - 9
AT219505	3E14	13	3360 - 31	AT219553	3E12	13	3360 - 29	AT219626	3H10	34	4360 - 3
AT219506	3E10	3	3360 - 27	AT219554	3E12	26	3360 - 29	AT219627	1B8	1	0130 - 11
AT219506	3E12	3	3360 - 29	AT219555	3E14	3	3360 - 31	AT219628	1B8	17	0130 - 11
AT219507	3E6	12	3360 - 23	AT219556	3E14	11	3360 - 31	AT219629	1B8	5	0130 - 11
AT219507	3E10	4	3360 - 27	AT219557	3E14	14	3360 - 31	AT219630	1B8	16	0130 - 11
AT219507	3E12	4	3360 - 29	AT219558	3E14	15	3360 - 31	AT219632	3F2	3	3360 - 43
AT219508	3E6	1	3360 - 23	AT219559	3E14	16	3360 - 31	AT219633	3F6	31	3360 - 47
AT219509	3E6	2	3360 - 23	AT219560	3E14	17	3360 - 31	AT219634	3E22	4	3360 - 39
AT219510	3E6	3	3360 - 23	AT219561	3E14	19	3360 - 31	AT219635	3F18	21	3360 - 59
AT219511	3E6	4	3360 - 23	AT219562	3E14	23	3360 - 31	AT219636	3D8	4	3344 - 3
AT219512	3E6	5	3360 - 23	AT219563	3E14	24	3360 - 31	AT219637	3D6	10	3340 - 3
AT219513	3E6	8	3360 - 23	AT219564	3E16	5	3360 - 33	AT219637	3D8	6	3344 - 3
AT219514	3E6	18	3360 - 23	AT219565	3E16	6	3360 - 33	AT219638	3D6	11	3340 - 3
AT219515	3E6	17	3360 - 23	AT219566	3E16	10	3360 - 33	AT219639	2G4	1	1910 - 33
AT219516	3E6	23	3360 - 23	AT219567	3E16	11	3360 - 33	AT219641	3G10	38	3360 - 75
AT219517	3E6	25	3360 - 23	AT219568	3H14	31	4360 - 7	AT219642	3G10	22	3360 - 75
AT219518	3E6	26	3360 - 23	AT219569	3H14	51	4360 - 7	AT219643	3G6	38	3360 - 71
AT219519	3E6	29	3360 - 23	AT219570	3H14	30	4360 - 7	AT219643	3G8	38	3360 - 73
AT219520	3E8	80	3360 - 25	AT219573	1B19	6	0260 - 5	AT219644	3G6	17	3360 - 71
AT219521	3E8	8	3360 - 25	AT219574	1B19	5	0260 - 5	AT219644	3G8	17	3360 - 73
AT219522	3E8	9	3360 - 25	AT219575	1B19	2	0260 - 5	AT219645	3G12	17	3360 - 77
AT219522	3E12	54	3360 - 29	AT219576	1B19	23	0260 - 5	AT219646	1C12	0	0260 - 23
AT219523	3E8	10	3360 - 25	AT219577	1B19	34	0260 - 5	AT219647	2H8	16	2160 - 7
AT219523	3E10	1	3360 - 27	AT219578	1B19	26	0260 - 5	AT219648	2H6	5	2160 - 5
AT219523	3E12	1	3360 - 29	AT219579	1B19	14	0260 - 5	AT219649	2E25	5	1910 - 5
AT219523	3E14	5	3360 - 31	AT219580	2H8	39	2160 - 7	AT219650	1B14	21	0130 - 17
AT219523	3E16	1	3360 - 33	AT219581	3H10	18	4360 - 3	AT219651	1B14	22	0130 - 17
AT219524	3E8	11	3360 - 25	AT219582	3H10	22	4360 - 3	AT219652	2G4	4	1910 - 33
AT219525	3E8	31	3360 - 25	AT219583	3H10	35	4360 - 3	AT219653	1G6	4	0510 - 9
AT219526	3E8	32	3360 - 25	AT219584	1B6	0	0130 - 9	AT219654	1G6	14	0510 - 9
AT219527	3E8	51	3360 - 25	AT219585	1B6	11	0130 - 9	AT219655	3D6	16	3340 - 3
AT219528	3E8	54	3360 - 25	AT219588	3G6	2	3360 - 71	AT219656	2G4	11	1910 - 33
AT219529	3E8	60	3360 - 25	AT219588	3G8	2	3360 - 73	AT219657	1G6	24	0510 - 9
AT219530	3E8	63	3360 - 25	AT219589	3G10	7	3360 - 75	AT219658	2G4	12	1910 - 33
AT219531	3E8	64	3360 - 25	AT219590	2H8	4	2160 - 7	AT219659	2G4	13	1910 - 33
AT219532	3E10	5	3360 - 27	AT219591	1B19	43	0260 - 5	AT219660	1G24	2	0560 - 5
AT219533	3E10	6	3360 - 27	AT219592	1B19	41	0260 - 5	AT219661	3H10	2	4360 - 3
AT219534	3E10	7	3360 - 27	AT219593	3H10	11	4360 - 3	AT219662	3F24	12	3360 - 65
AT219535	3E10	20	3360 - 27	AT219594	1B14	23	0130 - 17	AT219663	3G6	27	3360 - 71
AT219536	3E10	53	3360 - 27	AT219595	1B23	13	0260 - 9	AT219663	3G8	27	3360 - 73
AT219537	3E10	56	3360 - 27	AT219596	1B23	44	0260 - 9	AT219663	3G10	26	3360 - 75
AT219538	3E10	11	3360 - 27	AT219597	1B23	3	0260 - 9	AT219663	3G12	27	3360 - 77
AT219538	3E12	11	3360 - 29	AT219598	3H10	33	4360 - 3	AT219664	3G10	27	3360 - 75
AT219539	3E10	15	3360 - 27	AT219599	1B8	0	0130 - 11	AT219665	3F6	45	3360 - 47
AT219540	3E10	16	3360 - 27	AT219600	1B8	6	0130 - 11	AT219666	3G12	9	3360 - 77
AT219540	3E12	6	3360 - 29	AT219601	1B23	50	0260 - 9	AT219667	2D21	1	1830 - 17
AT219541	3E10	21	3360 - 27	AT219603	2G4	7	1910 - 33	AT219670	1G18	2	0520 - 5
AT219541	3E12	21	3360 - 29	AT219604	2G4	6	1910 - 33	AT219671	3F4	7	3360 - 45
AT219541	3E14	20	3360 - 31	AT219605	1G18	0	0520 - 5	AT219672	2H8	59	2160 - 7
AT219542	3E10	22	3360 - 27	AT219606	1B14	23	0130 - 17	AT219673	3D14	9	3360 - 7
AT219543	3E10	23	3360 - 27	AT219607	2G4	14	1910 - 33	AT219674	3F18	31	3360 - 59
AT219543	3E12	23	3360 - 29	AT219610	1B19	32	0260 - 5	AT219675	3E22	12	3360 - 39
AT219544	3E10	25	3360 - 27	AT219611	1B19	36	0260 - 5	AT219676	3F18	11	3360 - 59
AT219545	3E10	51	3360 - 27	AT219612	1B19	27	0260 - 5	AT219676	3F20	13	3360 - 61
AT219545	3E12	51	3360 - 29	AT219613	1B19	16	0260 - 5	AT219677	3F2	1	3360 - 43
AT219545	3E14	21	3360 - 31	AT219614	1B19	21	0260 - 5	AT219678	3F20	1	3360 - 61
AT219546	3E10	52	3360 - 27	AT219615	3H10	36	4360 - 3	AT219679	3F10	1	3360 - 51
AT219546	3E12	52	3360 - 29	AT219616	3H10	17	4360 - 3	AT219680	3F14	27	3360 - 55
AT219547	3E10	60	3360 - 27	AT219617	3H10	23	4360 - 3	AT219681	3F14	28	3360 - 55
AT219547	3E16	7	3360 - 33	AT219618	3H10	28	4360 - 3	AT219682	3H10	3	4360 - 3
AT219548	3E10	74	3360 - 27	AT219619	1B6	1	0130 - 9	AT219683	3F2	32	3360 - 43

NUMERICAL INDEX - CONTINUED

PART NO.	GRID	KEY	PAGE	PART NO.	GRID	KEY	PAGE	PART NO.	GRID	KEY	PAGE
AT219684	3F2	12	3360 - 43	AT250039	3G6	8	3360 - 71	AT250114	2D17	15	1830 - 13
AT219685	3G6	6	3360 - 71	AT250039	3G8	8	3360 - 73	AT250115	2D19	0	1830 - 15
AT219685	3G8	6	3360 - 73	AT250040	3G6	10	3360 - 71	AT250116	2D17	14	1830 - 13
AT219686	3F4	12	3360 - 45	AT250040	3G8	10	3360 - 73	AT250117	2F12	21	1910 - 17
AT219687	3F4	11	3360 - 45	AT250041	3G6	15	3360 - 71	AT250118	1G24	1	0560 - 5
AT219688	3F16	23	3360 - 57	AT250041	3G8	15	3360 - 73	AT250119	1G24	20	0560 - 5
AT219689	3F14	29	3360 - 55	AT250042	3G6	11	3360 - 71	AT250120	1G24	21	0560 - 5
AT219690	3F2	30	3360 - 43	AT250042	3G8	11	3360 - 73	AT250121	2D17	23	1830 - 13
AT219690	3F18	40	3360 - 59	AT250043	1J9	8	1740 - 9	AT250123	2H20	1	2160 - 19
AT219692	1B23	64	0260 - 9	AT250044	1J3	21	1740 - 3	AT250124	3F6	41	3360 - 47
AT219694	2H8	7	2160 - 7	AT250049	1H13	1	1674 - 3	AT250125	3F2	42	3360 - 43
AT219695	2H10	35	2160 - 9	AT250050	3D20	5	3360 - 13	AT250127	3D6	28	3340 - 3
AT219696	2H8	52	2160 - 7	AT250051	3D20	4	3360 - 13	AT250128	1G6	27	0510 - 9
AT219697	2H8	60	2160 - 7	AT250052	3D22	11	3360 - 15	AT250129	1G6	26	0510 - 9
AT219699	3H10	15	4360 - 3	AT250053	3D22	12	3360 - 15	AT250130	1C10	14	0260 - 21
AT219700	3H10	26	4360 - 3	AT250054	3D22	13	3360 - 15	AT250132	1G16	0	0520 - 3
AT250001	3G10	12	3360 - 75	AT250055	3D18	11	3360 - 11	AT250135	3E22	13	3360 - 39
AT250002	3G10	11	3360 - 75	AT250056	3D18	7	3360 - 11	AT250136	1J3	40	1740 - 3
AT250003	3G10	10	3360 - 75	AT250057	3E22	7	3360 - 39	AT250138	1G24	22	0560 - 5
AT250004	3G10	21	3360 - 75	AT250058	2H10	24	2160 - 9	AT250139	3F20	17	3360 - 61
AT250005	3G10	19	3360 - 75	AT250059	3F18	20	3360 - 59	AT250140	3F8	25	3360 - 49
AT250006	3G10	20	3360 - 75	AT250060	3F18	26	3360 - 59	AT250141	1H21	18	1674 - 11
AT250007	3G10	16	3360 - 75	AT250061	2F10	20	1910 - 15	AT250142	2H16	21B	2160 - 15
AT250008	3G10	18	3360 - 75	AT250062	3E24	11	3360 - 41	AT250143	3D18	14	3360 - 11
AT250009	3G10	9	3360 - 75	AT250063	3F6	1	3360 - 47	AT250144	3F4	55	3360 - 45
AT250010	3H10	40	4360 - 3	AT250064	3F10	0	3360 - 51	AT250145	3F18	42	3360 - 59
AT250010	3H14	0	4360 - 7	AT250065	3F18	3	3360 - 59	AT250146	3F20	12	3360 - 61
AT250011	3G10	15	3360 - 75	AT250066	3F18	15	3360 - 59	AT250147	3E20	29	3360 - 37
AT250013	1J3	7	1740 - 3	AT250067	2F18	0	1910 - 23	AT250149	2H20	2	2160 - 19
AT250013	1J3	14	1740 - 3	AT250068	2B6	1	1810 - 3	AT250150	1G6	39	0510 - 9
AT250013	3D8	17	3344 - 3	AT250069	2D19	1	1830 - 15	AT250151	3E10	72	3360 - 27
AT250014	1J3	8	1740 - 3	AT250070	3F24	2	3360 - 65	AT250152	2E25	9	1910 - 5
AT250014	1J3	15	1740 - 3	AT250071	3F24	3	3360 - 65	AT250154	1A24	1	0130 - 3
AT250014	3D8	18	3344 - 3	AT250072	3F22	12	3360 - 63	AT250155	2F14	0	1910 - 19
AT250015	3F14	30	3360 - 55	AT250073	3D6	44	3340 - 3	AT250156	1J3	0	1740 - 3
AT250016	1B21	0	0260 - 7	AT250073	3D8	19	3344 - 3	AT250157	2H16	10	2160 - 15
AT250017	1B14	2	0130 - 17	AT250074	3D6	45	3340 - 3	AT250158	2F20	0	1910 - 25
AT250018	1B14	3	0130 - 17	AT250074	3D8	21	3344 - 3	AT250159	1G22	0	0560 - 3
AT250019	1B14	5	0130 - 17	AT250075	3D8	20	3344 - 3	AT250160	1J7	0	1740 - 7
AT250020	1B14	8	0130 - 17	AT250076	3D6	34	3340 - 3	AT250161	2F14	2	1910 - 19
AT250021	1C10	15	0260 - 21	AT250077	3D6	35	3340 - 3	AT250162	1J7	0	1740 - 7
AT250022	1C12	0	0260 - 23	AT250078	1G24	3	0560 - 5	AT250163	2F10	0	1910 - 15
AT250023	3D6	33	3340 - 3	AT250079	3H10	50	4360 - 3	AT250164	2F22	0	1910 - 27
AT250025	3D6	0B	3340 - 3	AT250082	1B23	10	0260 - 9	AT250165	2F22	3	1910 - 27
AT250025	3D8	0B	3344 - 3	AT250083	3E20	16	3360 - 37	AT250166	2F8	0A	1910 - 13
AT250026	3D6	0C	3340 - 3	AT250086	1H21	28	1674 - 11	AT250169	3D8	0	3344 - 3
AT250026	3D8	0C	3344 - 3	AT250087	3F18	13	3360 - 59	AT250171	3G10	6	3360 - 75
AT250026	3G6	1A	3360 - 71	AT250088	3D14	13	3360 - 7	AT250172	3G10	14	3360 - 75
AT250026	3G6	3A	3360 - 71	AT250089	3F8	23	3360 - 49	AT250173	3G12	1	3360 - 77
AT250026	3G8	1A	3360 - 73	AT250090	3F2	21	3360 - 43	AT250174	3G6	1	3360 - 71
AT250026	3G8	3A	3360 - 73	AT250091	3F18	6	3360 - 59	AT250174	3G8	1	3360 - 73
AT250027	3D6	0E	3340 - 3	AT250092	3F18	14	3360 - 59	AT250175	3G6	3	3360 - 71
AT250027	3D6	6C	3340 - 3	AT250093	3F10	11	3360 - 51	AT250175	3G8	3	3360 - 73
AT250028	3D6	6B	3340 - 3	AT250094	3F10	12	3360 - 51	AT250176	1G20	1	0530 - 3
AT250028	3G12	2A	3360 - 77	AT250095	3F4	36	3360 - 45	AT250177	3E4	0	3360 - 21
AT250029	3G10	6A	3360 - 75	AT250095	3G18	1	3360 - 83	AT250178	3E4	1	3360 - 21
AT250029	3G10	14A	3360 - 75	AT250097	3F2	43	3360 - 43	AT250179	2F10	3A	1910 - 15
AT250030	3D8	0D	3344 - 3	AT250098	3G10	13	3360 - 75	AT250180	2F16	0	1910 - 21
AT250031	3D6	0D	3340 - 3	AT250099	2D21	2	1830 - 17	AT250181	2F6	11	1910 - 11
AT250032	3D6	0H	3340 - 3	AT250101	2H10	10	2160 - 9	AT250182	2F12	29	1910 - 17
AT250033	3D6	0F	3340 - 3	AT250103	2H6	9	2160 - 5	AT250183	3G12	2	3360 - 77
AT250034	1J9	3	1740 - 9	AT250106	1G18	4	0520 - 5	AT250185	2F10	17	1910 - 15
AT250035	1J9	1	1740 - 9	AT250107	3F6	44	3360 - 47	AT250186	2F8	19	1910 - 13
AT250036	3H10	37	4360 - 3	AT250108	3E18	1	3360 - 35	AT250187	2F2	0	1910 - 7
AT250037	1B8	3	0130 - 11	AT250110	1G20	0	0530 - 3	AT250188	2F10	10	1910 - 15
AT250038	3G6	9	3360 - 71	AT250111	2D13	0	1830 - 9	AT250189	2F8	12	1910 - 13
AT250038	3G8	9	3360 - 73	AT250112	2D13	1	1830 - 9	AT250190	2D17	0	1830 - 13

NUMERICAL INDEX - CONTINUED

PART NO.	GRID	KEY	PAGE	PART NO.	GRID	KEY	PAGE	PART NO.	GRID	KEY	PAGE
AT250192	2G4	15	1910-33	AT250260	3C20	1	3315-13	AT66866	1J9	6	1740-9
AT250193	2F4	4	1910-9	AT250260	3C22	30	3315-15	AT66866	1J9	7	1740-9
AT250194	2F6	7	1910-11	AT250263	3G12	0	3360-77	AT71732	3G22	10	3360-87
AT250195	2F22	28	1910-27	AT250264	3G6	1	3360-71	AT77726	2G18	7	2004A-3
AT250196	1C18	26	0400-3	AT250264	3G8	1	3360-73	AT78633	2C6	16	1810-27
AT250198	3G10	40	3360-75	AT250265	3G10	6	3360-75	AT78634	2C6	16	1810-27
AT250199	3G10	39	3360-75	AT250266	3G12	1	3360-77	AT82210	3G16	2	3360-81
AT250200	3G6	40	3360-71	AT250267	3G6	..	3360-71	AT84953	2E17	19	1830-38
AT250201	3G8	40	3360-73	AT250267	3G8	..	3360-73	AU42809	2C6	16	1810-27
AT250202	2H8	3	2160-7	AT250268	3G10	..	3360-75	A4365R	1D6	18	0404-3
AT250203	1B23	16	0260-9	AT250269	3H10	13	4360-3	A4827R	1D17	12	0407-7
AT250204	3H10	38	4360-3	AT250270	3D10	5	3360-3	B2762R	1D6	27	0404-3
AT250205	3G6	28	3360-71	AT250271	2F12	23	1910-17	CA000061	1F16	14	0505-5
AT250206	3G6	29	3360-71	AT250272	2F12	25	1910-17	CA010069	1F16	7	0505-5
AT250207	3G8	28	3360-73	AT250273	3D12	10	3360-5	CA010070	1F16	44	0505-5
AT250208	3G8	29	3360-73	AT250274	2H8	28	2160-7	CA011011	1F16	12	0505-5
AT250209	3D6	6	3340-3	AT250275	1C18	2	0400-3	CA011016	1F16	15	0505-5
AT250210	3D24	1	3360-17	AT250276	2F20	17	1910-25	CA011023	1F16	46	0505-5
AT250211	3D16	20	3360-9	AT250277	2H16	42	2160-15	CA011061	1F16	16	0505-5
AT250212	3D10	0	3360-3	AT250278	1J9	9	1740-9	CA01123	1F16	3	0505-5
AT250213	2F8	15	1910-13	AT250279	2H20	7	2160-19	CA107002	1F16	21	0505-5
AT250214	2F10	13	1910-15	AT250280	2H20	8	2160-19	CA107005	1F16	42	0505-5
AT250215	1J3	6	1740-3	AT250280	3D12	4	3360-5	CA107009	1F16	41	0505-5
AT250216	1J3	13	1740-3	AT250281	2H16	41	2160-15	CA110046	1F16	4	0505-5
AT250217	2F4	0	1910-9	AT250282	1C18	15	0400-3	CA160901-001	1F16	50	0505-5
AT250218	3F22	4	3360-63	AT250283	1J3	20	1740-3	CA160905	1F16	49	0505-5
AT250219	3F22	5	3360-63	AT250439	1C18	25	0400-3	CA190014	1F16	43	0505-5
AT250220	3F22	8	3360-63	AT250440	2H16	36	2160-15	CA300029	1F16	34	0505-5
AT250221	3F22	9	3360-63	AT250441	3F20	17	3360-61	CA300102-001	1F16	6	0505-5
AT250222	2F12	33	1910-17	AT250443	2C24	0A	1821-3	CA300103	1F16	24	0505-5
AT250223	3G10	36	3360-75	AT250444	2C24	0B	1821-3	CA300115-001	1F16	31	0505-5
AT250224	3G10	37	3360-75	AT250445	2C24	0C	1821-3	CA300128	1F16	35	0505-5
AT250225	2F12	39	1910-17	AT250446	2C24	0D	1821-3	CA300128	1F16	37	0505-5
AT250226	3G6	39	3360-71	AT250447	2F2	3	1910-7	CA300137	1F16	32	0505-5
AT250226	3G8	39	3360-73	AT250448	1B4	0	0130-7	CA300208	1F16	27	0505-5
AT250227	3D12	1	3360-5	AT250449	1B4	1	0130-7	CA300209	1F16	40	0505-5
AT250228	1G18	3	0520-5	AT250450	1B6	10	0130-9	CA300302	1F16	39	0505-5
AT250229	1G18	7	0520-5	AT250451	1B14	23	0130-17	CA300305	1F16	36	0505-5
AT250230	2F12	27	1910-17	AT250452	3D8	7	3344-3	CA300308	1F16	30	0505-5
AT250231	2F8	22	1910-13	AT250453	3D8	28	3344-3	CA300309	1F16	33	0505-5
AT250232	2F8	29	1910-13	AT250454	3D8	29	3344-3	CA300311	1F16	13	0505-5
AT250233	2F8	26	1910-13	AT250455	3G6	0	3360-71	CA300333	1F16	38	0505-5
AT250234	2F8	23	1910-13	AT250455	3G8	0	3360-73	CH10542	2F8	7	1910-13
AT250235	2H18	0	2160-17	AT250456	3G10	0	3360-75	CH10568	1C2	3	0260-13
AT250236	2H20	17	2160-19	AT250457	3E2	0	3360-19	CH10568	3H14	3	4360-7
AT250237	1G20	5	0530-3	AT250457	3E6	0	3360-23	CH11436	1H9	..	1369-5
AT250238	2D17	10	1830-13	AT250457	3E8	0	3360-25	CH11490	2G2	6	1910-31
AT250239	2F22	19	1910-27	AT250457	3E10	0	3360-27	CH11490	2G6	15	1910-35
AT250240	3D6	9	3340-3	AT250457	3E12	0	3360-29	CH11560	2H8	48	2160-7
AT250241	2F6	0	1910-11	AT250457	3E14	0	3360-31	CH11560	2H10	9	2160-9
AT250244	1G6	30	0510-9	AT250457	3E16	0	3360-33	CH11561	3C22	17	3315-15
AT250245	1G6	38	0510-9	AT35121	2H22	16	2160-21	CH11562	3C22	6C	3315-15
AT250246	1C18	27	0400-3	AT35121	3G22	8	3360-87	CH11568	3E6	13	3360-23
AT250248	1B10	0	0130-13	AT36921	3G22	9	3360-87	CH11568	3E8	4	3360-25
AT250250	1B6	3	0130-9	AT37476	1G4	25	0510-7	CH11569	1H9	..	1369-5
AT250251	1B19	0	0260-5	AT37476	1G4	39	0510-7	CH11570	1B25	26	0260-11
AT250251	1B23	0	0260-9	AT38449	1H21	31	1674-11	CH11570	1C4	7	0260-15
AT250252	1B23	52	0260-9	AT38628	2H22	9	2160-21	CH11570	1H9	..	1369-5
AT250252	1C4	0	0260-15	AT39141	1G4	38	0510-7	CH11570	1114	7	1674-29
AT250253	2E16	60	1830-37	AT42003	1F14	4	0505-3	CH11570	2H6	81A	2160-5
AT250255	1J9	0	1740-9	AT42005	1F14	1	0505-3	CH11570	2H8	82A	2160-7
AT250256	1B14	10	0130-17	AT53438	1G18	1	0520-5	CH11570	3D10	19	3360-3
AT250257	1B12	0	0130-15	AT56657	1G18	5	0520-5	CH11570	3D14	7A	3360-7
AT250258	2H8	66	2160-7	AT64237	1I2	1	1674-17	CH11570	3D14	10A	3360-7
AT250258	2H10	0	2160-9	AT64237	1I2	2	1674-17	CH11570	3D14	11A	3360-7
AT250259	2H6	32	2160-5	AT66778	1F24	34	0510-3	CH11570	3E6	14	3360-23
AT250259	2H8	1	2160-7	AT66865	1H6	4	1369-2	CH11570	3E10	64	3360-27

NUMERICAL INDEX - CONTINUED

PART NO.	GRID	KEY	PAGE	PART NO.	GRID	KEY	PAGE	PART NO.	GRID	KEY	PAGE
CH11570	3E12	14	3360-29	C30209	3C7	8	3302-25	EX37SYL	3B16	4G	3302-9
CH11570	3E20	10A	3360-37	C30210	3C5	18	3302-23	EX37SYL	3B18	4G	3302-11
CH11570	3E20	19A	3360-37	C30210	3C7	9	3302-25	EX37SYL	3B20	4G	3302-13
CH11570	3E20	27A	3360-37	C30211	3C5	19	3302-23	EX37SYL	3C2	2	3302-19
CH11570	3E20	28A	3360-37	C30211	3C7	10	3302-25	EX37S7F	3B14	4I	3302-7
CH11570	3E20	30A	3360-37	C30212	3C7	11	3302-25	EX37S7F	3B16	4I	3302-9
CH11570	3F2	37A	3360-43	C30244	3C7	23	3302-25	EX37S7F	3B18	4I	3302-11
CH11570	3F4	8A	3360-45	C30604	3C7	16	3302-25	EX37S7F	3B20	4I	3302-13
CH11570	3F4	10A	3360-45	C30605	3C7	20	3302-25	EX37TVIP	3B14	4H	3302-7
CH11570	3F4	18A	3360-45	C30606	3C7	24	3302-25	EX37TVIP	3B16	4H	3302-9
CH11570	3F4	46A	3360-45	C30742	3C7	18	3302-25	EX37TVIP	3B18	4H	3302-11
CH11570	3F6	8A	3360-47	C30774	3C7	25	3302-25	EX37TVIP	3B20	4H	3302-13
CH11570	3F6	33A	3360-47	C316681	3C7	2	3302-25	EX37VIP	3B14	4J	3302-7
CH11570	3F6	46A	3360-47	C316686	3C7	5	3302-25	EX37VIP	3B16	4J	3302-9
CH11570	3F12	1A	3360-53	C317464	3C7	17	3302-25	EX37VIP	3B18	4J	3302-11
CH11570	3F12	5A	3360-53	C317663	3C7	22	3302-25	EX37VIP	3B20	4J	3302-13
CH11570	3F14	18A	3360-55	C32267	3C7	6	3302-25	EX37VPL	3B14	4G	3302-7
CH11570	3F14	19A	3360-55	C328405	3C5	4	3302-23	EX37VPL	3B14	6	3302-7
CH11570	3F16	19A	3360-57	C328420	3C5	9	3302-23	EX37VPL	3B16	4G	3302-9
CH11570	3F16	20A	3360-57	C328428	3C5	12	3302-23	EX37VPL	3B16	6	3302-9
CH11570	3F18	5A	3360-59	C328436	3C5	10	3302-23	EX37VPL	3B18	4G	3302-11
CH11570	3F18	12A	3360-59	C328467	3C5	25	3302-23	EX37VPL	3B18	5	3302-11
CH11570	3F18	19A	3360-59	C328507	3C7	27	3302-25	EX37VPL	3B20	4G	3302-13
CH11570	3F20	3A	3360-61	C328721	3C7	21	3302-25	EX37VPL	3B20	5	3302-13
CH11570	3F20	5A	3360-61	C328985	3C7	7	3302-25	EX37VPN	3B14	2	3302-7
CH11570	3G2	12	3360-67	C33804	3C5	7	3302-23	EX37VPN	3B14	4G	3302-7
CH11570	3G18	22	3360-83	C37598	3C5	11	3302-23	EX37VPN	3B16	2	3302-9
CH11570	3G22	11	3360-87	C37613	3C5	13	3302-23	EX37VPN	3B16	4G	3302-9
CH11570	3G24	4	3360-89	C37635	3C5	5	3302-23	EX37VPN	3B18	2	3302-11
CH11570	3H2	9	3360-91	C37693	3C5	24	3302-23	EX37VPN	3B18	4G	3302-11
CH11571	1H9	..	1369-5	C37741	3C5	21	3302-23	EX37VPN	3B20	2	3302-13
CH11571	3C14	17	3315-7	C37747	3C5	22	3302-23	EX37VPN	3B20	4G	3302-13
CH11572	1H9	..	1369-5	C37756	3C5	20	3302-23	EX47LK	3C2	5	3302-19
CH11573	1B6	2	0130-9	C37806	3C7	30	3302-25	EX47SYL	3B24	4G	3302-17
CH12329	1H9	..	1369-5	C623121	3C7	12	3302-25	EX47SYL	3C2	2	3302-19
CH12329	3E8	1	3360-25	C623175	3C5	6	3302-23	EX47TVIP	3B24	4H	3302-17
CH12329	3E12	64	3360-29	C909244	3C5	2	3302-23	EX47VIP	3B24	4J	3302-17
CH14634	1H9	..	1369-5	C909246	3C5	1	3302-23	EX47VPL	3B24	6	3302-17
CH14634	3G4	12	3360-69	C909255	3C7	1	3302-25	EX47VPN	3B24	2	3302-17
CH14671	1B12	4	0130-15	DS0251	1H6	..	1369-2	EX4894-21	3C2	11	3302-19
CH14701	1H9	..	1369-5	DS0557	1H6	..	1369-2	EX5824-37	3B14	4G	3302-7
CH15107	3E6	11	3360-23	EX119-21	3C2	11	3302-19	EX5824-37	3B16	4G	3302-9
CH16109	1C6	26	0260-17	EX119-27	3C2	11	3302-19	EX5824-37	3B18	4G	3302-11
CH17154	3E20	3C	3360-37	EX129A-37	3C2	11	3302-19	EX5824-37	3B20	4G	3302-13
CH17167	1H9	..	1369-5	EX1550-21	3C2	8	3302-19	EX5824-37	3C2	11	3302-19
CH17951	2H8	38	2160-7	EX1551-21	3C2	9	3302-19	EX5827-27	3C2	11	3302-19
CH19111	1H9	..	1369-5	EX1829A-47	3C2	11	3302-19	EX5831-21	3C2	11	3302-19
C16939	3C7	26	3302-25	EX20SP	3C2	13	3302-19	EX5850-27V	3C2	11	3302-19
C257405	3C7	19	3302-25	EX20W1	3C2	12	3302-19	EX5854-21	3C2	11	3302-19
C257407	3C7	28	3302-25	EX21-27QRT	3C2	6	3302-19	EX5856-37V	3B14	3	3302-7
C257408	3C7	29	3302-25	EX21LK	3C2	5	3302-19	EX5856-37V	3B16	3	3302-9
C257431	3C5	28	3302-23	EX21SYL	3C2	2	3302-19	EX5856-37V	3B18	3	3302-11
C257432	3C5	8	3302-23	EX21S5F	3C2	1	3302-19	EX5856-37V	3B20	3	3302-13
C257433	3C5	16	3302-23	EX21TVIP	3C2	4	3302-19	EX5857-47V	3B24	3	3302-17
C257435	3C7	31	3302-25	EX21VIP	3C2	3	3302-19	E1343FN	1D4	1	0403-3
C257509	3C5	14	3302-23	EX27LK	3C2	5	3302-19	E19700	2E17	4	1830-38
C257541	3C5	26	3302-23	EX27SYL	3C2	2	3302-19	E55662	1E22	4	0422-4
C257983	3C7	13	3302-25	EX27VPL	3C2	11	3302-19	E56086	3E6	30	3360-23
C259054	3C7	14	3302-25	EX27VPL	3C2	14	3302-19	E66413	3H7	9	4151-5
C259168	3C7	15	3302-25	EX27VPN	3C2	5	3302-19	F1743R	1D6	11	0404-3
C259170	3C5	15	3302-23	EX27VPN	3C2	11	3302-19	H113196	1E22	7	0422-4
C259174	3C5	27	3302-23	EX29SP	3C2	13	3302-19	H126247	3G20	67	3360-85
C259511	3C5	23	3302-23	EX29W1	3C2	12	3302-19	H132922	1J3	27	1740-3
C259928	3C5	3	3302-23	EX31329-X	3C2	7	3302-19	H132922	2B24	89	1810-21
C30154	3C7	4	3302-25	EX360-21	3C2	10	3302-19	H132922	2F14	13	1910-19
C30169	3C7	3	3302-25	EX37LK	3C2	5	3302-19	H132922	2F22	10	1910-27
C30209	3C5	17	3302-23	EX37SYL	3B14	4G	3302-7	H132922	3C24	4	3315-17

NUMERICAL INDEX - CONTINUED

PART NO.	GRID	KEY	PAGE	PART NO.	GRID	KEY	PAGE	PART NO.	GRID	KEY	PAGE
H21259	1H5	34	1320 - 3	M800650	3F2	9A	3360 - 43	RE12362	1I6	4	1674 - 21
H21259	1H5	35	1320 - 3	M800650	3F2	11A	3360 - 43	RE12363	1I6	11	1674 - 21
H33801	1F22	6	0505 - 11	M800650	3F2	19A	3360 - 43	RE12364	1I6	16	1674 - 21
H61354	3D18	0	3360 - 11	M800650	3F2	24A	3360 - 43	RE12365	1I6	20	1674 - 21
H61354	3D22	0	3360 - 15	M800650	3F4	24A	3360 - 45	RE12366	1I6	25	1674 - 21
H61354	3D24	2	3360 - 17	M800650	3F4	26A	3360 - 45	RE155577	1F4	3	0429 - 5
H61354	3G20	27	3360 - 85	M800650	3F4	54A	3360 - 45	RE15807	1D25	24	0413 - 3
H75414	2H22	4	2160 - 21	M800650	3F6	32A	3360 - 47	RE15808	1D25	25	0413 - 3
H77698	1C10	22	0260 - 21	M800650	3F6	53A	3360 - 47	RE16142	1D25	28	0413 - 3
H77698	1G8	9	0510 - 11	M800650	3F8	1A	3360 - 49	RE16223	1D19	2	0407 - 9
H77698	1G24	10	0560 - 5	M800650	3F8	20A	3360 - 49	RE20230	1E11	5	0416 - 3
H77698	1H17	6	1674 - 7	M800650	3F8	22A	3360 - 49	RE20768	1F4	18	0429 - 5
H77698	1H17	7	1674 - 7	M800650	3F8	27A	3360 - 49	RE21790	1F14	7A	0505 - 3
H77698	1H19	27	1674 - 9	M800650	3F8	28A	3360 - 49	RE22514	3H5	17	4151 - 3
H77698	1H21	36	1674 - 11	M800650	3F8	34A	3360 - 49	RE22764	1C22	5	0401 - 4
H77698	1H21	37	1674 - 11	M800650	3F10	5A	3360 - 51	RE24045	1D1	11	0402 - 4
H77698	1H25	29	1674 - 15	M800650	3F10	6A	3360 - 51	RE24046	1D1	13	0402 - 4
H77698	1H25	30	1674 - 15	M800650	3F12	2A	3360 - 53	RE28140	2H18	4	2160 - 17
H77698	1I14	11	1674 - 29	M800650	3F14	1A	3360 - 55	RE30656	1F6	4	0433 - 1
H77698	2D7	28	1830 - 3	M800650	3F16	1A	3360 - 57	RE34128	1E6	4	0413 - 9
H77698	2D13	7	1830 - 9	M800650	3F18	1A	3360 - 59	RE36421	1D25	26	0413 - 3
H77698	2D15	19	1830 - 11	M800650	3F18	13A	3360 - 59	RE38619	1E21	2	0422 - 3
H77698	2D17	22	1830 - 13	M800650	3F18	17A	3360 - 59	RE38622	1E21	8	0422 - 3
H77698	2D19	3	1830 - 15	M800650	3F18	23A	3360 - 59	RE38626	1E21	7	0422 - 3
H77698	2D21	7	1830 - 17	M800650	3F18	24A	3360 - 59	RE38704	1E21	10	0422 - 3
H77698	3C10	4	3315 - 3	M800650	3F18	28A	3360 - 59	RE39134	1E13	9	0417 - 3
H77698	3C10	16	3315 - 3	M800650	3F18	37A	3360 - 59	RE40048	1G20	6	0530 - 3
H77698	3E20	26	3360 - 37	M800650	3F18	38A	3360 - 59	RE41759	1E22	10	0422 - 4
H77698	3F2	36	3360 - 43	M800650	3F18	39A	3360 - 59	RE41759	1H21	38	1674 - 11
H77698	3F4	48	3360 - 45	M800650	3F18	44A	3360 - 59	RE42081	1D8	1	0404 - 5
H77698	3F6	48	3360 - 47	M800650	3F20	8A	3360 - 61	RE42081	1D18	7	0407 - 8
H77698	3F14	15	3360 - 55	M800650	3G2	11	3360 - 67	RE43167	1D11	2	0407 - 1
H77698	3F16	15	3360 - 57	M800650	3H2	8	3360 - 91	RE44030	1E2	25	0413 - 5
H77698	3F16	16	3360 - 57	M800650	3H2	17	3360 - 91	RE44843	1E2	7	0413 - 5
H77698	3F18	33	3360 - 59	M800650	3H14	85	4360 - 7	RE46252	1E2	18	0413 - 5
H77698	3F20	10	3360 - 61	M800650	3H14	87	4360 - 7	RE46252	1E6	6	0413 - 9
H77698	3H2	18	3360 - 91	M800893	1H9	..	1369 - 5	RE46686	1G24	14	0560 - 5
H79910	1F7	6	0433 - 2	M804206	2H6	8	2160 - 5	RE47426	1D25	7	0413 - 3
H80440	1G20	7B	0530 - 3	N162946	2E17	10	1830 - 38	RE47427	1D25	6	0413 - 3
IPSKIT1	1H6	..	1369 - 2	N231749	1B2	3	0130 - 5	RE47428	1D25	5	0413 - 3
JD10063	1B23	7	0260 - 9	N231749	1B21	1	0260 - 7	RE47429	1D25	3	0413 - 3
JD10304	1B23	6	0260 - 9	N231749	1C18	18	0400 - 3	RE47430	1D25	2	0413 - 3
JD10329	1F4	15	0429 - 5	N231749	2D2	4	1821 - 5	RE47431	1D25	1	0413 - 3
JD37194	2H8	7	2160 - 7	PM797NA	1I8	40	1674 - 23	RE47850	1E19	5	0420 - 3
JD5909	1H5	17	1320 - 3	PM797NA	2E17	11	1830 - 38	RE49589	1E2	10	0413 - 5
JD7769	3F24	6	3360 - 65	PTP400HD	3B14	2	3302 - 7	RE500161	1H2	5	0560 - 7
L3483N	1E15	1	0418 - 3	PTP400HD	3B16	2	3302 - 9	RE500161	1H2	19	0560 - 7
L38718	3G18	17	3360 - 83	PTP400HD	3B18	2	3302 - 11	RE500532	1F4	22	0429 - 5
M40461	2F20	13	1910 - 25	PTP400HD	3B20	2	3302 - 13	RE500576	1G24	13	0560 - 5
M72490	1E2	16	0413 - 5	PTP400HD	3B22	2	3302 - 15	RE500715	1E21	6	0422 - 3
M800650	1B25	34	0260 - 11	PT130X400	3B22	3	3302 - 15	RE500804	1D18	4	0407 - 8
M800650	1C10	12A	0260 - 21	PT802X400	3B14	3	3302 - 7	RE500917	1F2	3	0429 - 3
M800650	1C10	13A	0260 - 21	PT802X400	3B16	3	3302 - 9	RE501669	1E11	4	0416 - 3
M800650	1H9	..	1369 - 5	PT802X400	3B18	3	3302 - 11	RE501901	1E15	5	0418 - 3
M800650	1I14	6A	1674 - 29	PT802X400	3B20	3	3302 - 13	RE502154	1E13	6	0417 - 3
M800650	2H6	53A	2160 - 5	P46402	1G16	0F	0520 - 3	RE50467	1H2	15	0560 - 7
M800650	2H6	54A	2160 - 5	P61967	3D10	9	3360 - 3	RE51650	1H2	10	0560 - 7
M800650	2H6	57A	2160 - 5	P61967	3D18	6	3360 - 11	RE53000	1D4	10	0403 - 3
M800650	2H8	51A	2160 - 7	P63175	2D2	2	1821 - 5	RE53000	1D8	1	0404 - 5
M800650	3E12	17	3360 - 29	P63448	1H5	20	1320 - 3	RE53000	1D10	1	0404 - 7
M800650	3E20	15A	3360 - 37	RE10258	1E6	4	0413 - 9	RE53154	1D4	6	0403 - 3
M800650	3E22	5A	3360 - 39	RE11154	1I8	40	1674 - 23	RE54244	1E19	10	0420 - 3
M800650	3E22	9A	3360 - 39	RE12330	1I6	14	1674 - 21	RE54245	1E19	12	0420 - 3
M800650	3E22	11A	3360 - 39	RE12331	1I6	12	1674 - 21	RE54741	1E7	13	0413 - 10
M800650	3E24	5A	3360 - 41	RE12332	1I6	18	1674 - 21	RE54747	1E7	9	0413 - 10
M800650	3F2	6A	3360 - 43	RE12333	1I6	21	1674 - 21	RE55335	3H5	23	4151 - 3
M800650	3F2	7A	3360 - 43	RE12334	1I6	8	1674 - 21	RE55475	1D21	19	0409 - 3

NUMERICAL INDEX - CONTINUED

PART NO.	GRID	KEY	PAGE	PART NO.	GRID	KEY	PAGE	PART NO.	GRID	KEY	PAGE
RE55475	1F9	11	0452-3	RE68722	1E25	8	0423-3	R116083	1C20	3	0401-2
RE55522	1C19	2	0401-1	RE69328	1E11	13	0416-3	R116084	1C20	2	0401-2
RE55522	1C19	6	0401-1	RE69581	1E15	22	0418-3	R116084	1D3	4	0403-2
RE55522	1F2	1	0429-3	RE71255	1D6	12	0404-3	R116085	1C20	2	0401-2
RE55662	1D25	11	0413-3	RE71255	1D15	20	0407-5	R116085	1D3	4	0403-2
RE57054	1C23	3	0402-1	RE71255	1110	1	1674-25	R116085	1D3	5	0403-2
RE57152	1D25	14	0413-3	RE71280	1E11	4	0416-3	R116233	1E17	2	0419-3
RE57152	1E8	5	0413-11	RE71286	1E2	23	0413-5	R116311	1C19	5	0401-1
RE57152	1E8	13	0413-11	RG24026	1D21	..	0409-3	R116311	1C21	8	0401-3
RE57153	1E8	10	0413-11	R100569	1D11	1	0407-1	R116311	1D3	8	0403-2
RE57154	1E13	10	0417-3	R100569	1D13	10	0407-3	R116311	1F2	2	0429-3
RE57167	1D3	7	0403-2	R100569	1F9	31	0452-3	R116340	1D4	6	0403-3
RE57167	1D4	7	0403-3	R100911	1F9	2	0452-3	R116401	3H7	19	4151-5
RE57170	1C20	3	0401-2	R102882	1D21	5	0409-3	R116408	3H7	18	4151-5
RE57170	1D3	3	0403-2	R104587	1C19	4	0401-1	R116718	1D13	12	0407-3
RE57172	1C20	3	0401-2	R104587	1C21	2	0401-3	R116718	1E17	6	0419-3
RE57172	1C21	3	0401-3	R104587	1D3	2	0403-2	R117073	1D15	6	0407-5
RE57173	1C20	3	0401-2	R104589	1C23	6	0402-1	R119132	1D21	12	0409-3
RE57175	1C20	2	0401-2	R104592	1D6	8	0404-3	R119223	1E19	11	0420-3
RE57175	1D3	5	0403-2	R104592	1E7	15	0413-10	R119278	1C25	7	0402-3
RE57177	1C20	2	0401-2	R104592	1E9	1	0414-2	R119383	1E13	4	0417-3
RE57177	1C21	5	0401-3	R104621	1D15	18	0407-5	R119383	1F9	20	0452-3
RE57178	1C20	2	0401-2	R104628	1D11	3	0407-1	R119384	1C25	3	0402-3
RE57186	1F9	19	0452-3	R104628	1D13	14	0407-3	R119384	1F9	22	0452-3
RE57187	1F9	38	0452-3	R104656	1C23	5	0402-1	R119653	3H5	10	4151-3
RE57188	1D4	8	0403-3	R104656	1C25	1	0402-3	R119795	1E13	10	0417-3
RE57190	1E13	2	0417-3	R104861	1C25	18	0402-3	R119847	1D15	12	0407-5
RE57394	1D15	9	0407-5	R104861	1E25	4	0423-3	R119847	1F9	28	0452-3
RE57561	1D15	1	0407-5	R105346	1E11	11	0416-3	R120181	1D25	4	0413-3
RE57561	1E11	9	0416-3	R105346	1F9	14	0452-3	R120181	1D25	9	0413-3
RE57604	1F2	7	0429-3	R107623	1D8	1	0404-5	R120182	1D25	4	0413-3
RE57750	1D21	18	0409-3	R107623	1D18	8	0407-8	R120182	1D25	9	0413-3
RE57768	1F5	2	0429-6	R109625	1E17	1	0419-3	R120183	1D25	8	0413-3
RE57836	1D21	10	0409-3	R109625	1F9	32	0452-3	R120183	1D25	10	0413-3
RE58780	1D3	9	0403-2	R110126	1C23	2	0402-1	R120184	1D25	8	0413-3
RE58781	1C21	9	0401-3	R110126	1D1	15	0402-4	R120185	1D25	4	0413-3
RE59586	1E21	..	0422-3	R110195	1E2	23	0413-5	R120185	1D25	10	0413-3
RE59586	1E22	11	0422-4	R110195	1E4	10	0413-7	R120186	1D25	8	0413-3
RE60622	1D13	15	0407-3	R11086	1C25	14	0402-3	R120186	1D25	9	0413-3
RE61253	1C20	1	0401-2	R11086	1E13	5	0417-3	R120752	1C19	3	0401-1
RE61253	1D3	4	0403-2	R11120	1E21	5	0422-3	R120752	1C21	1	0401-3
RE61267	1D3	9	0403-2	R112053	1C23	7	0402-1	R120752	1D3	1	0403-2
RE61268	1C21	9	0401-3	R112203	3H5	13	4151-3	R120872	1C23	3	0402-1
RE61693	1E19	13	0420-3	R112208	3H7	21	4151-5	R120953	1D6	21	0404-3
RE61851	1C20	1	0401-2	R112268	1C25	19	0402-3	R120954	1D6	21	0404-3
RE61851	1C21	4	0401-3	R112268	1E7	3	0413-10	R121163	1E16	8	0419-2
RE62424	1H2	16	0560-7	R112268	1E25	9	0423-3	R121164	1E2	13	0413-5
RE62802	3H7	23	4151-5	R112268	3H7	15	4151-5	R121193	1D21	13	0409-3
RE62803	3H5	27	4151-3	R112273	1C25	13	0402-3	R121195	1E2	12	0413-5
RE62825	3H5	18	4151-3	R112273	1F4	13	0429-5	R121316	1E13	7	0417-3
RE63664	1E2	8	0413-5	R113562	1H2	6	0560-7	R121320	1D21	8	0409-3
RE64170	1D4	10	0403-3	R113563	1H2	7	0560-7	R121338	1D3	7	0403-2
RE64170	1D8	1	0404-5	R113565	1H2	8	0560-7	R121338	1D4	7	0403-3
RE64170	1D10	1	0404-7	R114130	1D6	2	0404-3	R121342	1C20	3	0401-2
RE64509	1D4	10	0403-3	R114130	1E2	15	0413-5	R121342	1C21	3	0401-3
RE64509	1D10	1	0404-7	R114130	1E22	2	0422-4	R121343	1C20	3	0401-2
RE65175	1E21	..	0422-3	R114160	1E15	11	0418-3	R121346	1C20	3	0401-2
RE65175	1E22	11	0422-4	R114310	3H5	6	4151-3	R121346	1C21	3	0401-3
RE65265	1E6	1	0413-9	R114837	1E25	13	0423-3	R121347	1C20	3	0401-2
RE65289	1D4	10	0403-3	R115129	1C25	11	0402-3	R121350	1C20	2	0401-2
RE65289	1D8	1	0404-5	R116019	3H5	11	4151-3	R121350	1C21	5	0401-3
RE65289	1D10	1	0404-7	R116020	3H5	24	4151-3	R121351	1C20	2	0401-2
RE65367	1E19	2	0420-3	R116022	1C25	12	0402-3	R121354	1C20	2	0401-2
RE65939	3H7	20	4151-5	R116022	3H7	16	4151-5	R121354	1C21	5	0401-3
RE66060	1E2	3	0413-5	R116081	1C21	7	0401-3	R121355	1C20	2	0401-2
RE67677	1D10	1	0404-7	R116081	1D4	7	0403-3	R121395	1F4	7	0429-5
RE68715	1E25	14	0423-3	R116082	1C20	3	0401-2	R121489	1D21	21	0409-3

NUMERICAL INDEX - CONTINUED

PART NO.	GRID	KEY	PAGE	PART NO.	GRID	KEY	PAGE	PART NO.	GRID	KEY	PAGE
R121490	1D21	7	0409-3	R1612R	1D6	10	0404-3	R47160	1F14	8A	0505-3
R121491	1D21	6	0409-3	R26058	1C22	4	0401-4	R47160	1F14	9	0505-3
R121690	1F7	2	0433-2	R26058	1F9	33	0452-3	R49377	1D17	1	0407-7
R122364	1D6	20	0404-3	R26079	1D1	8	0402-4	R49377	1F9	30	0452-3
R122419	1D21	18	0409-3	R26081	1D1	2	0402-4	R49866	1D2	7	0402-5
R122430	1E13	8	0417-3	R26286	1G24	17	0560-5	R49866	1F9	6	0452-3
R122492	1D21	18	0409-3	R26333	1F2	4	0429-3	R49988	3H7	5	4151-5
R122595	1D23	2	0410-1	R26373	1E5	9	0413-8	R500055	1D15	3	0407-5
R122618	1E11	12	0416-3	R26409	2E17	21	1830-38	R500055	1E16	5	0419-2
R122653	1D3	9	0403-2	R26448	1E6	3	0413-9	R500077	3H7	10	4151-5
R122654	1C21	9	0401-3	R26448	3G22	12	3360-87	R500197	1E15	15	0418-3
R122716	3H7	7	4151-5	R26552	1B25	29	0260-11	R500197	1F4	9	0429-5
R122720	1C25	5	0402-3	R26559	1D1	4	0402-4	R500280	1F4	21	0429-5
R123572	1E11	10	0416-3	R26727	1D17	13	0407-7	R500297	1D17	2	0407-7
R123572	1F9	16	0452-3	R26748	1D1	12	0402-4	R500301	1C25	10	0402-3
R124186	1D15	13	0407-5	R27149	1D6	16	0404-3	R500330	1D15	14	0407-5
R124328	1D13	15	0407-3	R27212	2H22	10	2160-21	R500607	1E23	12	0423-1
R124381	1C20	1	0401-2	R27212	3G22	13	3360-87	R500607	1E25	5	0423-3
R124607	1E15	21	0418-3	R27443	1D1	9	0402-4	R500642	1D13	1	0407-3
R124607	1F9	7	0452-3	R27474	1D17	11	0407-7	R500723	1E11	15	0416-3
R124741	1E13	18	0417-3	R28782	3G22	14	3360-87	R501023	1C25	6	0402-3
R124742	1E13	20	0417-3	R28811	1F6	3	0433-1	R501023	3H7	22	4151-5
R124842	1C20	1	0401-2	R29424	3D16	9	3360-9	R501049	1E15	10	0418-3
R124842	1C21	4	0401-3	R29424	3D20	0	3360-13	R501067	1E7	2	0413-10
R124963	3H7	1	4151-5	R29867	3D10	10	3360-3	R501086	1E7	4	0413-10
R125025	1E13	1	0417-3	R29867	3D18	4	3360-11	R501289	1E7	1	0413-10
R125025	1E15	18	0418-3	R31493	1F7	4	0433-2	R501424	1D18	5	0407-8
R125027	1C22	3	0401-4	R32011	1I8	8	1674-23	R501424	1E7	11	0413-10
R125072	1E13	19	0417-3	R32016	1I8	10	1674-23	R50390	1C25	16	0402-3
R126086	1G24	15	0560-5	R32017	1I8	11	1674-23	R50390	1E25	11	0423-3
R126337	1E17	5	0419-3	R32018	1I8	12	1674-23	R50390	1F9	21	0452-3
R126812	1E11	16	0416-3	R32018	1I8	12	1674-23	R50393	1C25	17	0402-3
R127181	1E8	11	0413-11	R32019	1I8	13	1674-23	R50393	1E25	10	0423-3
R127297	1E16	11	0419-2	R32021	1I8	14	1674-23	R50393	1E25	10	0423-3
R127401	1F2	8	0429-3	R32022	1I8	15	1674-23	R50405	1F9	18	0452-3
R127425	1D23	1	0410-1	R32023	1I8	16	1674-23	R50424	1E16	12	0419-2
R127426	1D23	3	0410-1	R32026	1I8	17	1674-23	R50424	1F9	35	0452-3
R127723	1D8	1	0404-5	R32027	1I8	18	1674-23	R51053	1E16	10	0419-2
R127808	1F4	6	0429-5	R32028	1I8	19	1674-23	R51936	1D25	23	0413-3
R128670	1D6	26	0404-3	R32029	1I8	20	1674-23	R51936	1D25	29	0413-3
R128694	1D15	2	0407-5	R35256	1F4	19	0429-5	R51936	1E2	2	0413-5
R128694	1E7	14	0413-10	R35352	2G18	8	2004A-3	R51936	1E2	24	0413-5
R128892	1F4	5	0429-5	R394R	3H7	14	4151-5	R51936	3H5	8	4151-3
R128893	1F4	2	0429-5	R39741	1D6	6	0404-3	R51937	1D25	18	0413-3
R129820	1D15	10	0407-5	R40236	1E17	4	0419-3	R51937	3H5	28	4151-3
R129821	1D15	16	0407-5	R41071	1D17	18	0407-7	R51937	1F9	34	0452-3
R129875	1E25	3	0423-3	R41934	1C19	1	0401-1	R53108	1F9	34	0452-3
R129875	1F4	8	0429-5	R41934	1C21	6	0401-3	R53292	1D4	5	0403-3
R130551	1E23	11	0423-1	R41934	1D3	6	0403-2	R53899	1E3	7	0413-6
R130551	1E25	1	0423-3	R42340	1D6	9	0404-3	R53899	1F9	25	0452-3
R130573	1E9	4	0414-2	R43409	1D6	1	0404-3	R53901	1E3	9	0413-6
R130573	1F9	13	0452-3	R43621	1D6	13	0404-3	R53901	1F9	25	0452-3
R130573	1F9	19	0452-3	R43660	1D15	9A	0407-5	R53918	1E4	2	0413-7
R130573	1F9	38	0452-3	R44302	1D19	5	0407-9	R53955	1E4	16	0413-7
R132290	1E9	2	0414-2	R44302	1E22	9	0422-4	R54025	1E6	2	0413-9
R132396	1E16	2	0419-2	R44302	1F14	18	0505-3	R54500	1E11	1	0416-3
R132396	1F9	37	0452-3	R44302	2H22	21	2160-21	R54565	1D1	1	0402-4
R132396	1F9	38	0452-3	R44302	3G14	8	3360-79	R54856	1F9	24	0452-3
R133900	3H7	12	4151-5	R44302	3G14	16	3360-79	R54880	1E5	6	0413-8
R133998	1E15	20	0418-3	R44302	3G16	4	3360-81	R56397	1E23	3	0423-1
R133999	1E15	19	0418-3	R44302	3G22	15	3360-87	R56619	1F7	10	0433-2
R134602	1E16	4	0419-2	R46667	1F22	7	0505-11	R56902	1H5	22	1320-3
R135106	1E2	4	0413-5	R47151	1D17	10	0407-7	R57696	1D13	5	0407-3
R135596	1F5	..	0429-6	R47151	1D17	14	0407-7	R57771	1D4	2	0403-3
R135737	1F4	11	0429-5	R47153	1D15	7	0407-5	R58186	1D25	4	0413-3
R136083	1D1	3	0402-4	R47153	1E16	9	0419-2	R58186	1D25	9	0413-3
R136320	1D21	3	0409-3	R47153	1F9	27	0452-3	R59297	1D25	8	0413-3
				R47154	1D19	1	0407-9	R59297	1D25	10	0413-3
								R59305	1D25	9	0413-3

NUMERICAL INDEX - CONTINUED

PART NO.	GRID	KEY	PAGE	PART NO.	GRID	KEY	PAGE	PART NO.	GRID	KEY	PAGE
R60273	1E8	7	0413-11	R71212	1D25	8	0413-3	R83725	1E8	6	0413-11
R60274	1E8	8	0413-11	R71732	1D13	11	0407-3	R83726	1E8	6	0413-11
R60275	1E8	9	0413-11	R71732	1D13	13	0407-3	R83727	1E8	6	0413-11
R60277	1E8	1	0413-11	R71732	1E17	3	0419-3	R83728	1E8	6	0413-11
R60278	1E8	4	0413-11	R71799	3G14	5	3360-79	R83729	1E8	6	0413-11
R60279	1E8	3	0413-11	R72328	1E15	17	0418-3	R83730	1E8	6	0413-11
R60914	1E4	1	0413-7	R72328	1F9	9	0452-3	R83731	1E8	6	0413-11
R61288	1D6	24	0404-3	R72853	1E11	..	0416-3	R83732	1E8	6	0413-11
R61497	1D22	1	0409-4	R74008	1D4	3	0403-3	R83733	1E8	6	0413-11
R62104	1E5	7	0413-8	R74030	1D25	9	0413-3	R83734	1E8	6	0413-11
R62105	1E5	8	0413-8	R74804	1D25	9	0413-3	R83735	1E8	6	0413-11
R62106	1E5	11	0413-8	R76337	1111	2	1674-26	R83736	1E8	6	0413-11
R62107	1E5	10	0413-8	R76358	1E2	11	0413-5	R83737	1E8	6	0413-11
R62191	1F4	17	0429-5	R76358	1E3	3	0413-6	R83738	1E8	6	0413-11
R62192	1F4	17	0429-5	R76491	1D21	15	0409-3	R83739	1E8	6	0413-11
R62193	1F4	17	0429-5	R77551	1D25	16	0413-3	R84472	1D25	15	0413-3
R62194	1F4	17	0429-5	R77551	1D25	17	0413-3	R84472	1E8	12	0413-11
R62673	1E21	3	0422-3	R77551	1F9	5	0452-3	R84472	1F9	10	0452-3
R62930	1D6	15	0404-3	R78047	116	3	1674-21	R84618	1D21	16	0409-3
R62938	1D13	2	0407-3	R78048	116	10	1674-21	R84619	1D21	17	0409-3
R63016	1E3	10	0413-6	R78049	116	15	1674-21	R85027	1D1	14	0402-4
R63059	1E5	1	0413-8	R78050	116	19	1674-21	R85145	3H5	15	4151-3
R63060	1E5	2	0413-8	R78051	116	24	1674-21	R86061	1E15	9	0418-3
R63063	1E5	5	0413-8	R78052	1D19	..	0407-9	R86062	1E15	12	0418-3
R63604	3H5	20	4151-3	R78052	116	5	1674-21	R86062	1F9	8	0452-3
R63845	1D23	6	0410-1	R78053	116	13	1674-21	R86062	1F9	19	0452-3
R63987	1F4	16	0429-5	R78053	1110	3	1674-25	R86062	1F9	38	0452-3
R65593	118	2	1674-23	R78054	116	17	1674-21	R86063	1D15	8	0407-5
R65594	118	9	1674-23	R78055	116	22	1674-21	R86743	1F9	17	0452-3
R65595	118	21	1674-23	R78056	116	26	1674-21	R87082	1D25	17	0413-3
R65596	118	22	1674-23	R78057	116	2	1674-21	R87561	1C23	1	0402-1
R65597	118	23	1674-23	R78058	116	23	1674-21	R87561	1D6	23	0404-3
R65598	118	24	1674-23	R78059	116	1	1674-21	R88397	1F9	12	0452-3
R65599	118	25	1674-23	R78060	116	2	1674-21	R88993	1F9	1	0452-3
R65600	118	26	1674-23	R78060	116	9	1674-21	R89195	1F7	12	0433-2
R65601	118	27	1674-23	R78061	116	6	1674-21	R89439	1E15	23	0418-3
R65602	118	28	1674-23	R78061	116	23	1674-21	R89879	1E11	10	0416-3
R65603	118	29	1674-23	R78062	116	1	1674-21	R89879	1F9	16	0452-3
R65604	118	30	1674-23	R78063	116	1	1674-21	R89927	1E19	6	0420-3
R65605	118	31	1674-23	R78063	116	7	1674-21	R91330	1F6	4	0433-1
R65606	118	32	1674-23	R78064	1D19	..	0407-9	R91822	1D21	4	0409-3
R65607	118	33	1674-23	R78064	116	27	1674-21	R92097	1F9	15	0452-3
R65608	118	3	1674-23	R78064	1110	4	1674-25	R93008	1E19	3	0420-3
R65609	118	6	1674-23	R78064	1111	..	1674-26	R93308	1D21	16	0409-3
R65610	118	7	1674-23	R79060	1E2	22	0413-5	R93311	1D21	17	0409-3
R66319	118	1	1674-23	R79604	1D25	20	0413-3	R93312	1D21	16	0409-3
R66320	118	5	1674-23	R79605	1D25	21	0413-3	R93313	1D21	17	0409-3
R66321	118	4	1674-23	R79606	1D25	22	0413-3	R93314	1D21	16	0409-3
R66452	1D4	4	0403-3	R79846	1F2	5	0429-3	R93315	1D21	17	0409-3
R66452	1D10	1	0404-7	R79850	1F6	1	0433-1	R93948	1D4	11	0403-3
R67092	1E19	1	0420-3	R82007	1D6	22	0404-3	R94350	1E23	6	0423-1
R67264	1E2	19	0413-5	R83020	1D23	5	0410-1	R94351	1E23	2	0423-1
R67271	1E2	5	0413-5	R83020	1F9	3	0452-3	R96934	3H5	7	4151-3
R67364	1E2	1	0413-5	R83020	1F9	19	0452-3	R96934	3H7	6	4151-5
R67364	1E2	14	0413-5	R83020	1F9	38	0452-3	R96935	3H5	16	4151-3
R67364	1E3	11	0413-6	R83021	1D23	4	0410-1	R97061	1D25	27	0413-3
R67879	1E3	6	0413-6	R83021	1F9	4	0452-3	R98064	1D15	4	0407-5
R67879	1E6	5	0413-9	R83021	1F9	19	0452-3	R98064	1E16	6	0419-2
R67885	1E5	4	0413-8	R83021	1F9	38	0452-3	R98250	1E25	12	0423-3
R67886	1E5	3	0413-8	R83489	1F9	25	0452-3	R98527	1C25	8	0402-3
R67989	1F7	5	0433-2	R83490	1E19	4	0420-3	R99590	1F4	1	0429-5
R68438	1E4	15	0413-7	R83490	1F9	25	0452-3	R99693	1E21	4	0422-3
R68715	1E4	4	0413-7	R83720	1E8	6	0413-11	R99695	1E21	1	0422-3
R68716	1E4	9	0413-7	R83721	1E8	6	0413-11	R99698	1E21	11	0422-3
R70826	1D1	6	0402-4	R83722	1E8	6	0413-11	R99702	1E21	9	0422-3
R71208	1D1	7	0402-4	R83723	1E8	6	0413-11	TF1U3352D	3B14	4K	3302-7
				R83724	1E8	6	0413-11	TF330	3B14	4A	3302-7

NUMERICAL INDEX - CONTINUED

PART NO.	GRID	KEY	PAGE	PART NO.	GRID	KEY	PAGE	PART NO.	GRID	KEY	PAGE
TF400	3B14	4A	3302 - 7	TH101030	3D10	14	3360 - 3	TH102560	2H8	83A	2160 - 7
TF400	3B16	4A	3302 - 9	TH101030	3D12	8	3360 - 5	TH102560	2H10	7	2160 - 9
TF400	3B18	4A	3302 - 11	TH101047	3D14	7	3360 - 7	TH102561	3E8	3	3360 - 25
TF400	3B20	4A	3302 - 13	TH101047	3F14	19	3360 - 55	TH102561	3E20	4	3360 - 37
TF400	3B22	4A	3302 - 15	TH101047	3F16	20	3360 - 57	TH102562	2H10	8	2160 - 9
TF475	3B24	4A	3302 - 17	TH101047	3F18	12	3360 - 59	TH102567	2H10	16	2160 - 9
TF9W8452D	3B16	4K	3302 - 9	TH101184	2C2	12	1810 - 23	TH102697	3G2	10	3360 - 67
TF9W8452D	3B18	4K	3302 - 11	TH101300	1H9	..	1369 - 5	TH102697	3G18	16	3360 - 83
TF9W8452D	3B20	4K	3302 - 13	TH101300	3E10	8	3360 - 27	TH102706	1H9	..	1369 - 5
TH100044	1H9	..	1369 - 5	TH101300	3H14	51A	4360 - 7	TH102730	1H9	..	1369 - 5
TH100044	3G6	33	3360 - 71	TH101443	3H5	4	4151 - 3	TH102874	1J7	5	1740 - 7
TH100044	3G8	33	3360 - 73	TH101479	3E10	63	3360 - 27	TH102932	1G8	0A	0510 - 11
TH100044	3G10	33	3360 - 75	TH101485	1B25	35	0260 - 11	TH102933	1G8	0B	0510 - 11
TH100044	3G12	33	3360 - 77	TH101490	1B23	63A	0260 - 9	TH102945	3D10	11	3360 - 3
TH100044	3G24	14	3360 - 89	TH101490	1B25	36	0260 - 11	TH102945	3D12	6	3360 - 5
TH100046	3E8	71	3360 - 25	TH101490	1H9	..	1369 - 5	TH102992	1H9	..	1369 - 5
TH100055	1B25	17A	0260 - 11	TH101490	3E8	5	3360 - 25	TH102992	3E6	15	3360 - 23
TH100055	1C10	3A	0260 - 21	TH101490	3E10	61	3360 - 27	TH103124	1B6	5	0130 - 9
TH100055	1H9	..	1369 - 5	TH101490	3E12	16	3360 - 29	TH103137	1B8	8	0130 - 11
TH100055	2H18	16A	2160 - 17	TH101490	3E14	10	3360 - 31	TH103158	1B12	5	0130 - 15
TH100055	2H18	21A	2160 - 17	TH101490	3E16	3	3360 - 33	TH103200	3D6	2	3340 - 3
TH100055	2H20	21A	2160 - 19	TH101490	3G18	20	3360 - 83	TH103200	3D8	2	3344 - 3
TH100055	3D14	15A	3360 - 7	TH101821	2H6	57	2160 - 5	TH103200	3F22	0	3360 - 63
TH100055	3D22	4A	3360 - 15	TH101835	2H8	64	2160 - 7	TH103229	3D6	22	3340 - 3
TH100055	3D22	5A	3360 - 15	TH101835	2H10	38	2160 - 9	TH103446	1H9	..	1369 - 5
TH100055	3E10	2	3360 - 27	TH101880	3H12	4	4360 - 5	TH103574	1H9	..	1369 - 5
TH100055	3E12	61	3360 - 29	TH101894	2H16	28A	2160 - 15	TH103579	1C2	4	0260 - 13
TH100055	3E14	22	3360 - 31	TH101926	1B25	12	0260 - 11	TH103950	3E14	12	3360 - 31
TH100055	3G2	13	3360 - 67	TH101926	3G2	..	1369 - 5	TH104056	1H19	21	1674 - 9
TH100055	3G24	5	3360 - 89	TH101926	3D10	18A	3360 - 3	TH104071	3D8	24	3344 - 3
TH100074	1J9	5	1740 - 9	TH101926	3D12	5A	3360 - 5	TH104119	2F22	20	1910 - 27
TH100074	3D6	6E	3340 - 3	TH101926	3D14	14A	3360 - 7	TH104119	2G15	0	2002 - 3
TH100074	3D6	23	3340 - 3	TH101926	3E8	6	3360 - 25	TH104196	2D2	0F	1821 - 5
TH100074	3D6	37B	3340 - 3	TH101930	3E22	11	3360 - 39	TH104587	3H14	2	4360 - 7
TH100074	3D6	38B	3340 - 3	TH101930	3F10	5	3360 - 51	TH104634	1C10	4A	0260 - 21
TH100074	3D6	39B	3340 - 3	TH101930	3F18	28	3360 - 59	TH104634	1H9	..	1369 - 5
TH100074	3G6	35	3360 - 71	TH101960	2H20	4	2160 - 19	TH104634	3E8	7	3360 - 25
TH100074	3G8	35	3360 - 73	TH102073	1G10	1A	0515 - 3	TH104674	3H10	8	4360 - 3
TH100074	3G12	36	3360 - 77	TH102171	2C12	3	1810 - 33	TH104930	1H9	..	1369 - 5
TH100096	3E8	2	3360 - 25	TH102181	2H6	21	2160 - 5	TH105196	2H12	16	2160 - 11
TH100122	2H6	13	2160 - 5	TH102220	2G6	2	1910 - 35	TH105683	3E20	3C	3360 - 37
TH100136	1H9	..	1369 - 5	TH102238	2G6	7	1910 - 35	TH105684	2H18	10	2160 - 17
TH100136	3H14	88	4360 - 7	TH102232	2G6	14	1910 - 35	TH105695	1B8	12	0130 - 11
TH100433	1B12	3	0130 - 15	TH102234	2G6	9	1910 - 35	TH105938	1C2	15	0260 - 13
TH100434	1B6	7	0130 - 9	TH102236	2G2	8	1910 - 31	TH106152	3E20	19	3360 - 37
TH100434	1B10	8	0130 - 13	TH102236	2G6	11	1910 - 35	TH106783	2B18	8	1810 - 15
TH100434	1B12	6	0130 - 15	TH102237	2G2	9	1910 - 31	TH106783	2B20	61	1810 - 17
TH100434	1G22	16	0560 - 3	TH102237	2G6	12	1910 - 35	TH106967	3D10	11A	3360 - 3
TH100434	2H16	26	2160 - 15	TH102238	2G2	10	1910 - 31	TH106967	3D12	6A	3360 - 5
TH100648	1B19	48	0260 - 5	TH102238	2G6	13	1910 - 35	TH108205	1J3	35	1740 - 3
TH100648	1G22	9	0560 - 3	TH102241	2G6	1	1910 - 35	TH108293	2H16	28	2160 - 15
TH100648	3H10	31	4360 - 3	TH102243	2G2	13	1910 - 31	TH108302	1C10	18	0260 - 21
TH100667	3D8	27	3344 - 3	TH102247	2F20	19	1910 - 25	TH108302	3G20	19	3360 - 85
TH100675	2H16	29	2160 - 15	TH102247	2F20	22	1910 - 25	TH108313	3F22	18	3360 - 63
TH100679	2H16	18	2160 - 15	TH102264	1J11	0	1740 - 11	TH108314	3D16	6	3360 - 9
TH100679	2H16	23	2160 - 15	TH102282	1B19	3	0260 - 5	TH108314	3F22	17	3360 - 63
TH100689	3D6	24	3340 - 3	TH102409	3D6	0J	3340 - 3	TH108314	3G20	23	3360 - 85
TH100738	2H6	77	2160 - 5	TH102411	3D6	3	3340 - 3	TH108314	3G20	42	3360 - 85
TH100856	1H9	..	1369 - 5	TH102411	3D6	6D	3340 - 3	TH108320	3F4	8	3360 - 45
TH100951	3E24	5	3360 - 41	TH102411	3F22	1	3360 - 63	TH108320	3F6	8	3360 - 47
TH100951	3F2	9	3360 - 43	TH102445	3D6	4	3340 - 3	TH108320	3F12	5	3360 - 53
TH100951	3F18	17	3360 - 59	TH102445	3F22	2	3360 - 63	TH108320	3F20	5	3360 - 61
TH100951	3H2	8	3360 - 91	TH102457	3D6	42	3340 - 3	TH108320	3G22	16	3360 - 87
TH100963	3F24	5	3360 - 65	TH102528	1C2	2	0260 - 13	TH108321	3F8	49	3360 - 49
TH101006	1C10	10	0260 - 21	TH102536	1114	6	1674 - 29	TH108328	1C10	12	0260 - 21
TH101008	3F18	4	3360 - 59	TH102536	3F8	28	3360 - 49	TH108328	1C10	13	0260 - 21
TH101014	3D12	2	3360 - 5	TH102536	3F18	38	3360 - 59	TH108328	3E20	15	3360 - 37

NUMERICAL INDEX - CONTINUED

PART NO.	GRID	KEY	PAGE	PART NO.	GRID	KEY	PAGE	PART NO.	GRID	KEY	PAGE
TH108328	3F2	11	3360 - 43	TH109454	2H6	12	2160 - 5	TH111143	1B19	10	0260 - 5
TH108328	3F8	1	3360 - 49	TH109457	2H6	17	2160 - 5	TH111151	2H8	41	2160 - 7
TH108328	3F18	1	3360 - 59	TH109457	2H12	0	2160 - 11	TH111153	1B23	25	0260 - 9
TH108384	3C24	0	3315 - 17	TH109459	2H6	23	2160 - 5	TH111154	1B23	24	0260 - 9
TH108385	3C24	6	3315 - 17	TH109463	2H6	36	2160 - 5	TH111155	2H6	56	2160 - 5
TH108392	3D2	12	3315 - 19	TH109466	2H6	54	2160 - 5	TH111168	2H18	13	2160 - 17
TH108400	3D14	6	3360 - 7	TH109468	2H6	53	2160 - 5	TH111181	3D6	37A	3340 - 3
TH108400	3E20	17	3360 - 37	TH109471	2H6	59	2160 - 5	TH111191	3G12	23	3360 - 77
TH108417	3E22	9	3360 - 39	TH109511	2H16	8	2160 - 15	TH111194	2H8	31	2160 - 7
TH108417	3F4	54	3360 - 45	TH109512	2H16	9	2160 - 15	TH111216	3G12	7	3360 - 77
TH108417	3F6	53	3360 - 47	TH109514	2H16	15	2160 - 15	TH111224	1B8	7	0130 - 11
TH108417	3F12	2	3360 - 53	TH109533	2H20	10	2160 - 19	TH111227	1B14	9	0130 - 17
TH108417	3F18	44	3360 - 59	TH109540	2H18	16	2160 - 17	TH111233	2H8	6	2160 - 7
TH108440	3F4	10	3360 - 45	TH109540	2H20	21	2160 - 19	TH111234	2H6	73	2160 - 5
TH108458	1H25	19	1674 - 15	TH109541	2H20	24	2160 - 19	TH111235	2H8	24	2160 - 7
TH108459	1H25	20	1674 - 15	TH109598	1H17	1	1674 - 7	TH111236	1B23	9	0260 - 9
TH108460	1H25	18	1674 - 15	TH109649	1G6	21	0510 - 9	TH111236	2H8	9	2160 - 7
TH108460	3F20	18	3360 - 61	TH109649	1H25	16	1674 - 15	TH111239	1B19	40	0260 - 5
TH108567	2B10	14	1810 - 7	TH109649	3F24	9	3360 - 65	TH111240	1B19	20	0260 - 5
TH108568	2B10	14A	1810 - 7	TH109835	3G18	15	3360 - 83	TH111242	2H6	50	2160 - 5
TH108583	1G22	12	0560 - 3	TH109873	2H8	32	2160 - 7	TH111243	2H6	52	2160 - 5
TH108591	1H25	8	1674 - 15	TH109874	2H8	34	2160 - 7	TH111244	1B19	11	0260 - 5
TH108598	1H17	5	1674 - 7	TH109875	2H8	35	2160 - 7	TH111245	1B19	4	0260 - 5
TH108598	1H25	17	1674 - 15	TH109876	2H8	37	2160 - 7	TH111249	1B19	15	0260 - 5
TH108616	2C16	1	1810 - 37	TH109878	2H8	36	2160 - 7	TH111254	2H8	42	2160 - 7
TH108626	2B20	54	1810 - 17	TH109881	2H8	43	2160 - 7	TH111260	1B23	26	0260 - 9
TH108661	2B18	14	1810 - 15	TH109892	2H10	2	2160 - 9	TH111261	1B23	29	0260 - 9
TH108661	2B24	3	1810 - 21	TH109893	2H10	3	2160 - 9	TH111266	1B23	20	0260 - 9
TH108668	2B12	41	1810 - 9	TH109898	2H10	12	2160 - 9	TH111266	2H8	19	2160 - 7
TH108668	2B20	31	1810 - 17	TH109910	2H10	21	2160 - 9	TH111267	3H10	12	4360 - 3
TH108672	2C2	10	1810 - 23	TH109911	2H10	20	2160 - 9	TH111275	3G12	22	3360 - 77
TH108673	2C2	11	1810 - 23	TH109913	2H10	36	2160 - 9	TH111283	1B6	6	0130 - 9
TH108793	1G24	7	0560 - 5	TH109914	2H10	40	2160 - 9	TH111284	1J3	29	1740 - 3
TH108793	1H25	23	1674 - 15	TH109917	2H12	3	2160 - 11	TH111292	3D22	5	3360 - 15
TH108793	2D17	19	1830 - 13	TH109918	2H12	6	2160 - 11	TH111304	2H16	11	2160 - 15
TH108983	2E23	22	1910 - 3	TH109920	2H12	9	2160 - 11	TH111310	3D16	3	3360 - 9
TH109082	1B25	25	0260 - 11	TH109921	2H12	10	2160 - 11	TH111351	1B25	33	0260 - 11
TH109212	3C14	1	3315 - 7	TH109922	2H12	12	2160 - 11	TH111351	3C22	16	3315 - 15
TH109213	3C14	2	3315 - 7	TH109925	2H12	28	2160 - 11	TH111369	1J3	38	1740 - 3
TH109214	3C14	3	3315 - 7	TH110059	3G6	45	3360 - 71	TH111402	2H6	73D	2160 - 5
TH109216	3C14	5	3315 - 7	TH110059	3G8	45	3360 - 73	TH111403	2H6	73G	2160 - 5
TH109217	3C14	6	3315 - 7	TH110059	3G10	45	3360 - 75	TH111404	2H6	73E	2160 - 5
TH109218	3C14	7	3315 - 7	TH110059	3G12	45	3360 - 77	TH111477	3G12	29	3360 - 77
TH109219	3C14	8	3315 - 7	TH110062	3G12	19	3360 - 77	TH111478	3G12	28	3360 - 77
TH109228	3C14	15	3315 - 7	TH110063	3G12	20	3360 - 77	TH111633	3F22	7	3360 - 63
TH109229	3C14	18	3315 - 7	TH110065	3G12	21	3360 - 77	TH111634	3F22	6	3360 - 63
TH109230	3C14	24	3315 - 7	TH110066	3G6	24	3360 - 71	TH111641	3H10	9	4360 - 3
TH109232	3C14	27	3315 - 7	TH110066	3G8	24	3360 - 73	TH111654	3C22	13	3315 - 15
TH109244	3C22	11	3315 - 15	TH110066	3G10	24	3360 - 75	TH111685	1I19	3	1673A - 3
TH109280	3G18	3	3360 - 83	TH110066	3G12	24	3360 - 77	TH111685	3D8	23	3344 - 3
TH109281	3G18	4	3360 - 83	TH110133	2H16	21A	2160 - 15	TH111700	1G16	0H	0520 - 3
TH109285	1C4	4	0260 - 15	TH110207	3G2	1	3360 - 67	TH111838	3G6	7	3360 - 71
TH109285	1I14	7	1674 - 29	TH110477	3H2	19	3360 - 91	TH111838	3G8	7	3360 - 73
TH109285	3D10	17	3360 - 3	TH110498	1H25	15	1674 - 15	TH111845	3G6	19	3360 - 71
TH109285	3G2	9	3360 - 67	TH110522	3E20	25	3360 - 37	TH111845	3G8	19	3360 - 73
TH109297	3G4	11	3360 - 69	TH110522	3F4	39	3360 - 45	TH111846	3G6	20	3360 - 71
TH109299	3G4	1	3360 - 69	TH110612	1J11	1	1740 - 11	TH111846	3G8	20	3360 - 73
TH109396	1J3	36	1740 - 3	TH111019	2H16	16B	2160 - 15	TH111847	3G6	21	3360 - 71
TH109397	1J3	33	1740 - 3	TH111021	2H16	16D	2160 - 15	TH111847	3G8	21	3360 - 73
TH109401	1J3	9	1740 - 3	TH111022	2H16	16E	2160 - 15	TH111848	3G6	23	3360 - 71
TH109409	1C18	12	0400 - 3	TH111068	3G10	8	3360 - 75	TH111848	3G8	23	3360 - 73
TH109410	1C18	4	0400 - 3	TH111111	2H8	14	2160 - 7	TH111883	3G12	38	3360 - 77
TH109411	1C18	13	0400 - 3	TH111138	2H6	4	2160 - 5	TH111908	2E23	24	1910 - 3
TH109412	1G20	2	0530 - 3	TH111139	2H6	28	2160 - 5	TH111931	3H2	20	3360 - 91
TH109445	2D13	9	1830 - 9	TH111140	2H8	8	2160 - 7	TH111963	3C22	7B	3315 - 15
TH109445	2D21	9	1830 - 17	TH111141	2H8	23	2160 - 7	TH111988	3G12	39	3360 - 77
TH109453	2H6	11	2160 - 5	TH111142	2H6	55	2160 - 5	TH111990	3G6	48	3360 - 71

NUMERICAL INDEX - CONTINUED

PART NO.	GRID	KEY	PAGE	PART NO.	GRID	KEY	PAGE	PART NO.	GRID	KEY	PAGE
TH111990	3G8	48	3360 - 73	TY21517	1J9	6	1740 - 9	T110593	1H9	..	1369 - 5
TH112029	3H14	11	4360 - 7	TY21517	1J9	7	1740 - 9	T111314	2H18	14	2160 - 17
TH112033	3H14	19	4360 - 7	TY22007	1H7	2	1369 - 3	T11180	1E11	3	0416 - 3
TH112034	3H14	26	4360 - 7	TY22008	1H7	2	1369 - 3	T111819	1B23	34	0260 - 9
TH112036	3H14	13	4360 - 7	TY22010	1H7	1	1369 - 3	T111819	1C2	14	0260 - 13
TH112037	3H14	14	4360 - 7	TY22010	1H7	2	1369 - 3	T114426	1F4	23	0429 - 5
TH112038	3H14	16	4360 - 7	TY22011	1H7	2	1369 - 3	T114426	1F5	1	0429 - 6
TH112039	3H14	17	4360 - 7	TY22041	1H7	..	1369 - 3	T114698	3G14	7	3360 - 79
TH112040	3H14	18	4360 - 7	TY22042	1H7	..	1369 - 3	T114699	3G14	6	3360 - 79
TH112041	3H14	23	4360 - 7	TY22064	1H7	1	1369 - 3	T116057	1G22	14	0560 - 3
TH112045	3H14	35	4360 - 7	TY22065	1H7	1	1369 - 3	T116057	2H16	44	2160 - 15
TH112046	3H14	41	4360 - 7	TY22066	1H7	1	1369 - 3	T116334	3G10	35	3360 - 75
TH112052	3H14	44	4360 - 7	TY22067	1H7	1	1369 - 3	T116334	3G12	35	3360 - 77
TH112057	3H14	10	4360 - 7	TY22068	1H7	1	1369 - 3	T11899	1E15	6	0418 - 3
TH112059	3H14	8	4360 - 7	TY22069	1H7	1	1369 - 3	T130X400	3B22	3	3302 - 15
TH112060	3H14	7	4360 - 7	TY22070	1H7	1	1369 - 3	T130341	1G20	7A	0530 - 3
TH112061	3H14	6	4360 - 7	TY22073	1H7	1	1369 - 3	T13254	1G24	16	0560 - 5
TH112062	3H14	5	4360 - 7	TY22074	1H7	1	1369 - 3	T132599	1H5	42	1320 - 3
TH112086	3D6	38A	3340 - 3	TY22328	2D13	0	1830 - 9	T132600	1H5	43	1320 - 3
TH112088	2H6	63	2160 - 5	TY22328	2D13	1	1830 - 9	T13814	1D18	3	0407 - 8
TH112089	2H6	64	2160 - 5	TY22328	2D21	1	1830 - 17	T138508	1B17	4	0260 - 3
TH112094	1B23	11	0260 - 9	TY22328	2D21	2	1830 - 17	T138886	1H5	38	1320 - 3
TH112094	2H8	26	2160 - 7	TY22450	1D2	1	0402 - 5	T138910	2H22	14	2160 - 21
TK130	3B22	5	3302 - 15	TY22466	1F22	8	0505 - 11	T13914	1D19	..	0407 - 9
TK330	3B14	2	3302 - 7	TY22467	1D2	3	0402 - 5	T143272	2H22	19	2160 - 21
TP400HD	3B14	2	3302 - 7	TY22467	1E11	14	0416 - 3	T145893	1H5	15	1320 - 3
TP400HD	3B16	2	3302 - 9	TY22467	1G6	34	0510 - 9	T146102	1E22	8	0422 - 4
TP400HD	3B18	2	3302 - 11	TY22472	1G6	11	0510 - 9	T146102	1H5	21	1320 - 3
TP400HD	3B20	2	3302 - 13	TY22472	1G6	12	0510 - 9	T146104	1E22	13	0422 - 4
TP400HD	3B22	2	3302 - 15	TY22476	2H18	3	2160 - 17	T146106	1E22	13	0422 - 4
TP475	3B24	2	3302 - 17	TY23020	1H21	0	1674 - 11	T146515	1E22	13	0422 - 4
TT1U3352	3B14	4N	3302 - 7	TY24322	1E23	4	0423 - 1	T146516	1E22	13	0422 - 4
TT330	3B14	4F	3302 - 7	TY24446	1D2	..	0402 - 5	T146517	1E22	13	0422 - 4
TT400	3B14	4F	3302 - 7	TY6280	1H7	1	1369 - 3	T146664	1H5	2	1320 - 3
TT400	3B16	4F	3302 - 9	TY6364	1H7	1	1369 - 3	T146667	1H5	6	1320 - 3
TT400	3B18	4F	3302 - 11	TY6389	1H7	1	1369 - 3	T146668	1H5	4	1320 - 3
TT400	3B20	4F	3302 - 13	TY6389	1H7	2	1369 - 3	T147009	1H5	37	1320 - 3
TT400	3B22	4F	3302 - 15	TY6390	1H7	1	1369 - 3	T149434	3G14	17	3360 - 79
TT475	3B24	4F	3302 - 17	TY6390	1H7	2	1369 - 3	T149434	3G16	5	3360 - 81
TX1U3352WT	3B14	4M	3302 - 7	TY6391	1H7	1	1369 - 3	T149983	1H5	24	1320 - 3
TX330	3B14	4B	3302 - 7	TY6391	1H7	2	1369 - 3	T152608	3F24	8	3360 - 65
TX330WT	3B14	4C	3302 - 7	TY6392	1H7	2	1369 - 3	T152657	1H5	25	1320 - 3
TX400	3B14	4B	3302 - 7	TY6393	1H7	2	1369 - 3	T153187	2H22	19	2160 - 21
TX400	3B16	4B	3302 - 9	TY6394	1H7	2	1369 - 3	T155858	1F14	9	0505 - 3
TX400	3B18	4B	3302 - 11	T1U1454	3B16	3	3302 - 9	T157809	1H5	12	1320 - 3
TX400	3B20	4B	3302 - 13	T1U1454	3B18	3	3302 - 11	T158X330	3B14	3	3302 - 7
TX400	3B22	4B	3302 - 15	T1U1454	3B20	3	3302 - 13	T158020	2B10	25A	1810 - 7
TX400AP	3B14	4E	3302 - 7	T1U1458	3B16	2	3302 - 9	T158021	2B10	25B	1810 - 7
TX400AP	3B16	4E	3302 - 9	T1U1458	3B18	2	3302 - 11	T158584	1E23	5	0423 - 1
TX400AP	3B18	4E	3302 - 11	T1U1458	3B20	2	3302 - 13	T159841	1H5	8	1320 - 3
TX400AP	3B20	4E	3302 - 13	T1U3352	3B14	4L	3302 - 7	T159842	1H5	7	1320 - 3
TX400AP	3B22	4E	3302 - 15	T101942	1H5	19	1320 - 3	T159843	1H5	7	1320 - 3
TX400F	3B14	4D	3302 - 7	T10379	2G9	24	1913A - 3	T159844	1H5	8	1320 - 3
TX400F	3B16	4D	3302 - 9	T105943	2E17	12	1830 - 38	T159887	1H5	5	1320 - 3
TX400F	3B18	4D	3302 - 11	T106291	3H7	3	4151 - 5	T159888	1H5	1	1320 - 3
TX400F	3B20	4D	3302 - 13	T106370	3H7	17	4151 - 5	T160103	1F24	18	0510 - 3
TX400WT	3B14	4C	3302 - 7	T107728	1B19	28	0260 - 5	T160105	1F24	20	0510 - 3
TX400WT	3B16	4C	3302 - 9	T107728	3H10	25	4360 - 3	T160108	1G4	8	0510 - 7
TX400WT	3B18	4C	3302 - 11	T107766	1B23	21	0260 - 9	T160538	1H5	13	1320 - 3
TX400WT	3B20	4C	3302 - 13	T107766	2H8	21	2160 - 7	T161729	1H5	41	1320 - 3
TX400WT	3B22	4C	3302 - 15	T107783	1B25	24	0260 - 11	T161956	1F24	17	0510 - 3
TX475	3B24	4B	3302 - 17	T108159	3C22	2	3315 - 15	T161957	1F24	19	0510 - 3
TX475AP	3B24	4E	3302 - 17	T108347	1117	4	1671A - 3	T161958	1F24	21	0510 - 3
TX475WT	3B24	4C	3302 - 17	T110021	3D2	15	3315 - 19	T161959	1F24	55	0510 - 3
TY16004	1H6	2	1369 - 2	T110444	2H16	6B	2160 - 15	T161960	1F24	54	0510 - 3
TY16005	1H6	3	1369 - 2	T110448	3H14	71	4360 - 7	T161961	1F24	24	0510 - 3
TY16423	1H6	..	1369 - 2	T110590	1H9	..	1369 - 5	T161962	1F24	22	0510 - 3

NUMERICAL INDEX - CONTINUED


PART NO.	GRID	KEY	PAGE	PART NO.	GRID	KEY	PAGE	PART NO.	GRID	KEY	PAGE
T161964	1G4	37	0510 - 7	T19935	1G8	11	0510 - 11	T79477	1G8	10	0510 - 11
T162242	1F24	23	0510 - 3	T20077	1D21	2	0409 - 3	T802X400	3B14	3	3302 - 7
T163107	1G2	43	0510 - 5	T20129	1D21	1	0409 - 3	T802X400	3B16	3	3302 - 9
T163162	1G2	51	0510 - 5	T20294	1D2	4	0402 - 5	T802X400	3B18	3	3302 - 11
T163213	1G4	36	0510 - 7	T20328	1D2	5	0402 - 5	T802X400	3B20	3	3302 - 13
T163313	1H5	3	1320 - 3	T21242	1D13	3	0407 - 3	T80394	3G14	10	3360 - 79
T163314	1H5	31	1320 - 3	T23891	1F6	2	0433 - 1	T80938	1E15	7	0418 - 3
T164133	1F14	7A	0505 - 3	T24210	1E3	2	0413 - 6	T9J2358	3B14	2	3302 - 7
T164133	1F14	7B	0505 - 3	T24229	1E3	5	0413 - 6	T9W8452	3B16	4L	3302 - 9
T164133	1F14	8A	0505 - 3	T24229	1E4	8	0413 - 7	T9W8452	3B18	4L	3302 - 11
T16464	2F24	1	1910 - 29	T24432	1G24	6	0560 - 5	T9W8452	3B20	4L	3302 - 13
T16464	2G9	3	1913A - 3	T24432	1H25	22	1674 - 15	UN4593	2G18	9	2004A - 3
T166229	1I19	4	1673A - 3	T27860	1C22	2	0401 - 4	U10778	1H9	..	1369 - 5
T166230	1I21	4	1673A - 5	T27860	2E17	5	1830 - 38	U12547	3G20	30A	3360 - 85
T166230	1I23	4	1673A - 7	T28583	1I8	34	1674 - 23	U13639	1D6	7	0404 - 3
T166231	1I23	5	1673A - 7	T28585	1I8	35	1674 - 23	U13639	1F9	23	0452 - 3
T166232	1I23	6	1673A - 7	T29527	1E15	2	0418 - 3	U13639	2I2	6	2163B - 2
T166287	2G9	4	1913A - 3	T3G8354	3B14	3	3302 - 7	U13639	3G20	62	3360 - 85
T166288	2G9	5	1913A - 3	T3G9549	3B14	5	3302 - 7	U16721	2G9	20	1913A - 3
T166290	2G9	7	1913A - 3	T3G9549	3B16	5	3302 - 9	U17409	1B23	40	0260 - 9
T166446	2G18	11	2004A - 3	T3G9549	3B18	5	3302 - 11	U17409	1D15	5	0407 - 5
T166447	2G18	12	2004A - 3	T3G9549	3B20	5	3302 - 13	U17409	1D15	15	0407 - 5
T166451	2G18	13	2004A - 3	T303X475	3B24	3	3302 - 17	U17409	1E16	7	0419 - 2
T166453	2G18	14	2004A - 3	T31556	1E3	4	0413 - 6	U17409	1F9	26	0452 - 3
T166460	2G18	15	2004A - 3	T31556	1E4	3	0413 - 7	U17409	1H9	..	1369 - 5
T166461	2G18	16	2004A - 3	T32587	1H9	..	1369 - 5	U42016	3H14	9	4360 - 7
T166462	2G18	17	2004A - 3	T32854	3E24	13	3360 - 41	U42323	1G22	4	0560 - 3
T166492	2G18	18	2004A - 3	T35390	1D6	14	0404 - 3	U46155	1C6	10	0260 - 17
T166497	1I19	12	1673A - 3	T35390	1D6	..	0404 - 3	U46166	3C14	11C	3315 - 7
T166497	1I21	8	1673A - 5	T38818	3C2	13	3302 - 19	U46166	3C14	12C	3315 - 7
T166497	1I23	10	1673A - 7	T38819	3C2	12	3302 - 19	U46370	1I8	36	1674 - 23
T166498	1I19	13	1673A - 3	T50036	1E23	10	0423 - 1	U46489	1B23	61A	0260 - 9
T166498	1I21	9	1673A - 5	T52974	3C2	13	3302 - 19	U46489	1C10	8A	0260 - 21
T166498	1I23	11	1673A - 7	T52975	3C2	12	3302 - 19	U46489	1C10	10A	0260 - 21
T166506	2F24	2	1910 - 29	T53268	1E15	8	0418 - 3	U46489	1H9	..	1369 - 5
T166507	2F24	3	1910 - 29	T55564	2E17	1	1830 - 38	U46489	2H6	23A	2160 - 5
T166534	1F22	9	0505 - 11	T55636	1F4	10	0429 - 5	U46489	2H16	15A	2160 - 15
T166550	2C4	4	1810 - 25	T59014	1H9	..	1369 - 5	U46489	3D14	6A	3360 - 7
T166551	1I17	16	1671A - 3	T59014	3D16	10	3360 - 9	U46489	3E10	67	3360 - 27
T166551	2C4	5	1810 - 25	T59014	3D20	1	3360 - 13	U46489	3E14	8	3360 - 31
T166561	2G22	4	2013B - 2	T70177	2H22	5	2160 - 21	U46489	3E20	13A	3360 - 37
T166590	1F22	20	0505 - 11	T72216	3D10	8	3360 - 3	U46489	3E20	17A	3360 - 37
T166591	1F22	4	0505 - 11	T72216	3D18	5	3360 - 11	U46489	3F18	4A	3360 - 59
T166608	1H5	23	1320 - 3	T72414	1F24	10	0510 - 3	U46489	3H2	19	3360 - 91
T166628	1F22	11	0505 - 11	T74492	1H9	..	1369 - 5	U46662	1I8	37	1674 - 23
T166629	1F22	12	0505 - 11	T76938	1C10	5	0260 - 21	U46663	1I8	38	1674 - 23
T166633	1I19	14	1673A - 3	T76938	3D6	27	3340 - 3	U46664	1I8	39	1674 - 23
T166634	1I19	15	1673A - 3	T76938	3D14	2	3360 - 7	W26301	1E23	8	0423 - 1
T166635	1I21	10	1673A - 5	T76938	3D16	13	3360 - 9	X0202-2-2	3E20	32	3360 - 37
T166657	2G23	1	2013B - 3	T76938	3D22	6	3360 - 15	X2101-2-2	3E20	32	3360 - 37
T166674	3G20	33	3360 - 85	T76938	3F22	15	3360 - 63	09031101	1F20	18	0505 - 9
T166675	3G20	34	3360 - 85	T76938	3G20	6	3360 - 85	09031117	1F16	28	0505 - 5
T166676	1H5	14	1320 - 3	T76938	3G24	16	3360 - 89	09031117	1F20	17	0505 - 9
T166678	1H5	16	1320 - 3	T77858	2H18	17	2160 - 17	10061317	1F18	15	0505 - 7
T166681	1H5	30	1320 - 3	T77858	2H20	23	2160 - 19	102063009098	1F16	25	0505 - 5
T166756	1H5	18	1320 - 3	T77858	3G20	17	3360 - 85	102063009098	1F20	21	0505 - 9
T166818	1F22	10	0505 - 11	T78313	2H20	5	2160 - 19	102063011098	1F16	11	0505 - 5
T167161	2I2	8	2163B - 2	T78313	3D18	1	3360 - 11	102063011098	1F20	22	0505 - 9
T167161	3G20	64	3360 - 85	T78313	3D22	1	3360 - 15	102065020032	1F20	34	0505 - 9
T167254	3G20	10	3360 - 85	T78313	3D24	3	3360 - 17	102085050070	1F18	20	0505 - 7
T167276	3G20	11	3360 - 85	T78313	3G20	28	3360 - 85	10361115	1F18	24	0505 - 7
T167277	3G20	12	3360 - 85	T78593	1F14	10	0505 - 3	10900042	1F18	26	0505 - 7
T167279	3G20	13	3360 - 85	T78612	2I2	7	2163B - 2	10910020	1F18	31	0505 - 7
T175293	1F14	19	0505 - 3	T78612	3F22	14	3360 - 63	10910023	1F18	27	0505 - 7
T183736	2G12	2	1913B - 3	T78612	3G20	48	3360 - 85	15210040	1F20	23	0505 - 9
T183962	1I17	14	1671A - 3	T78612	3G20	63	3360 - 85	15210043	1F16	47	0505 - 5
T184000	1H5	44	1320 - 3	T78612	3G24	17	3360 - 89	15210049	1F20	36	0505 - 9

NUMERICAL INDEX - CONTINUED

PART NO.	GRID	KEY	PAGE	PART NO.	GRID	KEY	PAGE	PART NO.	GRID	KEY	PAGE
15210061	1F16	45	0505 - 5	300482	3B12	6	3302 - 5				
15210061	1F20	35	0505 - 9	300483	3B12	4	3302 - 5				
15622021	1F18	28	0505 - 7	300484	3B12	5	3302 - 5				
17119254	1F18	30	0505 - 7	300642	3B10	4	3302 - 3				
17122101	1F18	25	0505 - 7	300643	3B10	5	3302 - 3				
17122118	1F18	16	0505 - 7	300645	3B10	14	3302 - 3				
201185000001	1F20	24	0505 - 9	303364	1J5	1	1740 - 5				
201280090103	1F16	29	0505 - 5	303365	1J5	2	1740 - 5				
201312000006	1F16	51	0505 - 5	304567	3B10	7	3302 - 3				
201312000006	1F20	16	0505 - 9	304567	3B12	7	3302 - 5				
201348030004	1F20	25	0505 - 9	304568	3B10	6	3302 - 3				
201449001001	1F16	9	0505 - 5	304578	3B10	2	3302 - 3				
201534880001	1F20	33	0505 - 9	307047	3B12	2	3302 - 5				
201621450002	1F16	52	0505 - 5	307048	3B12	15	3302 - 5				
201621450002	1F20	15	0505 - 9	307451	3B10	15	3302 - 3				
201668800500	1F20	2	0505 - 9	32031120	1F16	53	0505 - 5				
201673800001	1F20	31	0505 - 9	32075109	1F18	21	0505 - 7				
201673800003	1F20	32	0505 - 9	32075110	1F18	23	0505 - 7				
20300066	1F20	6	0505 - 9	32075111	1F18	22	0505 - 7				
20300085	1F16	18	0505 - 5	36075300	1F16	26	0505 - 5				
20300066	1F16	19	0505 - 5	36075300	1F20	20	0505 - 9				
20400079	1F16	21	0505 - 5	36075350	1F16	23	0505 - 5				
20400081	1F20	5	0505 - 9	36075350	1F20	19	0505 - 9				
20431004	1F20	3	0505 - 9	500610	2F2	5	1910 - 7				
20431005	1F16	20	0505 - 5	600292	3B12	8	3302 - 5				
20431005	1F16	22	0505 - 5	600363	3B10	8	3302 - 3				
20431005	1F20	4	0505 - 9	6061580	1F20	28	0505 - 9				
20600182	1F20	10	0505 - 9								
20631290	1F20	9	0505 - 9								
20636033	1F20	7	0505 - 9								
20673059	1F20	8	0505 - 9								
20675022	1F20	11	0505 - 9								
20931080	1F18	32	0505 - 7								
251156200011	1F16	10	0505 - 5								
251216880301	1F16	17	0505 - 5								
251785800200	1F16	48	0505 - 5								
251785800200	1F20	29	0505 - 9								
251786800200	1F20	26	0505 - 9								
251801800200	1F20	12	0505 - 9								
251801800400	1F20	13	0505 - 9								
251808800100	1F20	30	0505 - 9								
251816010004	1F18	17	0505 - 7								
251816010012	1F18	19	0505 - 7								
251816010300	1F18	9	0505 - 7								
251816011300	1F18	18	0505 - 7								
251816060001	1F18	13	0505 - 7								
251816250100	1F18	6	0505 - 7								
25181680001	1F16	2	0505 - 5								
251816800600	1F20	1	0505 - 9								
251816800800	1F16	5	0505 - 5								
251816800800	1F20	27	0505 - 9								
251816990111	1F18	7	0505 - 7								
251816991107	1F18	5	0505 - 7								
251816991500	1F18	2	0505 - 7								
251963460000	1F16	8	0505 - 5								
251963460000	1F20	14	0505 - 9								
251997010002	1F18	1	0505 - 7								
251997990101	1F18	10	0505 - 7								
251997994100	1F18	8	0505 - 7								
252044010011	1F18	14	0505 - 7								
252044010012	1F18	12	0505 - 7								
252044010400	1F18	11	0505 - 7								
252044110000	1F18	3	0505 - 7								
252044110100	1F18	4	0505 - 7								
252044995007	1F18	29	0505 - 7								
300479	3B12	14	3302 - 5								
300481	3B12	7	3302 - 5								

By order of the Secretary of the Army:

ERIC K. SHINSEKI
General United States Army
Chief of Staff



Official:

JOEL B. HUDSON

Administrative Assistant to the
Secretary of the Army

9930508

Distribution: To be distributed in accordance with Initial Distribution Number (IDN) 256565, requirements for TM 5-3805-281-24P.



THEN... JOT DOWN THE DOPE ABOUT IT ON THIS FORM. CAREFULLY TEAR IT OUT. FOLD IT AND DROP IT IN THE MAIL!

SOMETHING WRONG WITH THIS PUBLICATION?

FROM: (PRINT YOUR UNIT'S COMPLETE ADDRESS)

Your mailing address

DATE SENT

Date you fill out this form

PUBLICATION NUMBER

TM 5-2350-262-34

PUBLICATION DATE

Date of TM

PUBLICATION TITLE

M9 DS/GS MAINTENANCE MANUAL

BE EXACT... PIN-POINT WHERE IT IS

IN THIS SPACE TELL WHAT IS WRONG AND WHAT SHOULD BE DONE ABOUT IT:

PAGE NO.	PARA-GRAPH	FIGURE NO.	TABLE NO.
2-2			
4-185	B		
B-5		1	

Fuel tank removal and installation is now a DS/GS task. Delete this task from the unit maintenance list.

There are three clamps securing air cleaner duct, not the two as shown. Suggest changing text and art to show three clamps.

Road wheel jack does not have an NSN or P/N listed and cannot be found on AMDF. Request correct NSN and P/N be furnished.

SAMPLE

PRINTED NAME, GRADE OR TITLE, AND TELEPHONE NUMBERS

JOE DOE, SFC 555-1212

SIGN HERE:

Joe Doe, SFC

SAMPLE

FILL IN YOUR
UNIT'S ADDRESS



FOLD BACK

DEPARTMENT OF THE ARMY

PLACE
POSTAGE
HERE

TEAR ALONG PERFORATED LINE

**Commander
U.S. Army Tank-automotive and Armaments Command
ATTN: AMSTA-AC-NML
Rock Island, IL 61299-7630**

FILL IN YOUR
UNIT'S ADDRESS



FOLD BACK

DEPARTMENT OF THE ARMY

PLACE
POSTAGE
HERE

TEAR ALONG PERFORATED LINE

**Commander
U.S. Army Tank-automotive and Armaments Command
ATTN: AMSTA-AC-NML
Rock Island, IL 61299-7630**

THE METRIC SYSTEM AND EQUIVALENTS

WEIGHT MEASURE

1 Centimeter = 10 Millimeters = 0.01 Meters = 0.3937 Inches
 1 Meter = 100 Centimeters = 1000 Millimeters = 39.37 Inches
 1 Kilometer = 1000 Meters = 0.621 Miles

WEIGHTS

1 Gram = 0.001 Kilograms = 1000 Milligrams = 0.035 Ounces
 1 Kilogram = 1000 Grams = 2.2 lb.
 1 Metric Ton = 1000 Kilograms = 1 Megagram = 1.1 Short Tons

LIQUID MEASURE

1 Milliliter = 0.001 Liters = 0.0338 Fluid Ounces
 1 Liter = 1000 Milliliters = 33.82 Fluid Ounces

SQUARE MEASURE

1 Sq. Centimeter = 100 Sq. Millimeters = 0.155 Sq. Inches
 1 Sq. Meter = 10,000 Sq. Centimeters = 10.76 Sq. Feet
 1 Sq. Kilometer = 1,000,000 Sq. Meters = 0.386 Sq. Miles

CUBIC MEASURE

1 Cu. Centimeter = 1000 Cu. Millimeters = 0.06 Cu. Inches
 1 Cu. Meter = 1,000,000 Cu. Centimeters = 35.31 Cu. Feet

TEMPERATURE

$5/9(^{\circ}\text{F} - 32) = ^{\circ}\text{C}$
 212° Fahrenheit is equivalent to 100° Celsius
 90° Fahrenheit is equivalent to 32.2° Celsius
 32° Fahrenheit is equivalent to 0° Celsius
 $9/5^{\circ}\text{C} + 32 = ^{\circ}\text{F}$

APPROXIMATE CONVERSION FACTORS

TO CHANGE	TO	MULTIPLY BY
Inches	Centimeters	2.540
Feet	Meters	0.305
Yards	Meters	0.914
Miles	Kilometers	1.609
Square Inches	Square Centimeters	6.451
Square Feet	Square Meters	0.093
Square Yards	Square Meters	0.836
Square Miles	Square Kilometers	2.590
Acres	Square Hectometers	0.405
Cubic Feet	Cubic Meters	0.028
Cubic Yards	Cubic Meters	0.765
Fluid Ounces	Milliliters	29.573
its	Liters	0.473
arts	Liters	0.946
allons	Liters	3.785
Ounces	Grams	28.349
Pounds	Kilograms	0.454
Short Tons	Metric Tons	0.907
Pound-Feet	Newton-Meters	1.356
Pounds per Square Inch	Kilopascals	6.895
Miles per Gallon	Kilometers per Liter	0.425
Miles per Hour	Kilometers per Hour	1.609

TO CHANGE	TO	MULTIPLY BY
Centimeters	Inches	0.394
Meters	Feet	3.280
Meters	Yards	1.094
Kilometers	Miles	0.621
Square Centimeters	Square Inches	0.155
Square Meters	Square Feet	10.764
Square Meters	Square Yards	1.196
Square Kilometers	Square Miles	0.386
Square Hectometers	Acres	2.471
Cubic Meters	Cubic Feet	35.315
Cubic Meters	Cubic Yards	1.308
Milliliters	Fluid Ounces	0.034
Liters	Pints	2.113
Liters	Quarts	1.057
ers	Gallons	0.264
ms	Ounces	0.035
ograms	Pounds	2.205
Metric Tons	Short Tons	1.102
Newton-Meters	Pounds-Feet	0.738
Kilopascals	Pounds per Square Inch	0.145
ometers per Liter	Miles per Gallon	2.354
ometers per Hour	Miles per Hour	0.621



PIN: 077625-000

This fine document...

Was brought to you by me:



[Liberated Manuals -- free army and government manuals](#)

Why do I do it? I am tired of sleazy CD-ROM sellers, who take publicly available information, slap “watermarks” and other junk on it, and sell it. Those masters of search engine manipulation make sure that their sites that sell free information, come up first in search engines. They did not create it... They did not even scan it... Why should they get your money? Why are not letting you give those free manuals to your friends?

I am setting this document FREE. This document was made by the US Government and is NOT protected by Copyright. Feel free to share, republish, sell and so on.

I am not asking you for donations, fees or handouts. If you can, please provide a link to liberatedmanuals.com, so that free manuals come up first in search engines:

<A HREF=<http://www.liberatedmanuals.com/>>Free Military and Government Manuals

- Sincerely
Igor Chudov
<http://igor.chudov.com/>
- [Chicago Machinery Movers](#)