



**All India Institute of Medical Sciences, Bhubaneswar**  
**At - Sijua (Patrapada), Post - Dumuduma, Bhubaneswar (Odisha) - 751 019**

---

To be uploaded in Website: [www.aiimsbhubaneswar.edu.in](http://www.aiimsbhubaneswar.edu.in) (Tender)

**Reference No: AIIMS/BBSR/PHY/55(PC) 7/Part-I**

**Dated: 23/07/2019**

**Sub: Procurement of Manual Microtome Model: RM2125RTS (Make: Leica Microsystem) for the Department of Physiology ( Extramural Funded Project) at AIIMS, BBSR on Proprietary basis - Inviting Comments thereon.**

The Department of Physiology of AIIMS, Bhubaneswar has requested for Procurement of Manual Microtomes (Make: Leica Microsystem) from **M/s Leica Mikrosysteme Vertrieb GmbH, Germany** through their Authorized Indian Representative **M/s Bio-Apps, Kolkata.**

The Notice is being uploaded for general information of prospective manufacturer/Authorized Distributor/Dealers to submit their objection/proposal/comments, if any, on proprietorship of the item.

In case the product of any manufacturer/Authorized distributor/Dealer conforms to the enclosed specifications, they may submit their proposal for the supply of the same along with the brochures, point by point compliance of the enclosed specifications along with all documentary evidence. One quotation of the product may also be submitted.

The objections/comments/proposal should be sent in sealed cover to the Office of Sr. Procurement Cum Stores Officer, AIIMS, Bhubaneswar (Odisha) – 751019 or through E-mail to [spo@aiimsbhubaneswar.edu.in](mailto:spo@aiimsbhubaneswar.edu.in) & [aso.rnpattnaik@aiimsbhubaneswar.edu.in](mailto:aso.rnpattnaik@aiimsbhubaneswar.edu.in) , so as to reach on or before **date: 06-08-2019** failing which it will be presumed that no other firm is interested to offer comments/protest/object and case will be decided on its merits.

The ref. no. – **AIIMS/BBSR/PHY/55(PC) 7/Part-I** dt: 23-07-2019, due on dated: 06-08-2019 should be superscripted on sealed envelope.

**Enclosure:**

1. Proprietary Article Certificate from Indenting Officer of Department of Physiology, AIIMS, Bhubaneswar. **Annexure-I**
2. PAC of M/s Leica Mikrosysteme Vertrieb GmbH, Germany for Manual Microtome Model: RM2125RTS. **Annexure-II**
3. Certificate of Authorization **Annexure-III**
4. Price Quotation of Manual Microtome Model: RM2125RTS. **Annexure-IV**

**Copy to:**

- |  |   |                              |
|--|---|------------------------------|
| 1. Indenting Officer, Department of Physiology | : | for information please       |
| 2. Accounts Officer                            | : | for information please       |
| 3. IT Cell                                     | : | for hoisting in the website. |

**Sr. Procurement-cum-Stores Officer**

## Proprietary Article Certificate

Valid for the Current Financial Year

File No. and Date Reference :			
1	Description of article	Leica RM2125RTS Microtome	
2	Forecast of quantity /annual requirement	01	
3	Approximate estimated value for above quantity	Rs. 600000/-	
4	Maker's name and address	Leica GmbH	
5	Name's of authorised dealers/ stockists		
6	I approve the above purchase on PAC basis and certify that : - Note- Tick to retain only one out of (b), C-1) or (c-2) whichever is applicable and cross out others. Please do confirm (a) by ticking it- without PAC certificate will be invalid.		
6 (a)	This is the only firm who is manufacturing / stocking this item. AND	<input checked="" type="checkbox"/>	
6 (b)	A Similar article is not manufactured / sold by any other firm, which could be used in lieu	<input checked="" type="checkbox"/>	
6 (c-1)	No other make/brand will be suitable for following tangible reasons (like OEM/Warranty spares.): OR		
6 (c-2)	No other make/brand will be suitable for following intangible reasons (if PAC was also given in the last procurement cycle, please also bring out efforts made since then to locate more sources) :		
7	Reference of concurrence of finance wing to the proposal :		
History of PAC Purchase of this item for past three years may be given below :			
Name of the Supplier			
Order/ Tender Reference & Date	Quantity Ordered	Basic Rate on Order (Rs.)	Adverse Performance Reported if Any
830			

  
 Signature of the Indenter/ User

Signature of Approving Authority.....

Date..... Designation of Officer.....

30

From Eye to Insight

**Leica**  
MICROSYSTEMS

Leica Mikrosysteme Vertrieb GmbH · Ernst-Leitz-Str. 17 - 37 · 35578 Wetzlar, Germany

Dt. 10-07-2019

To,  
**The Director**  
**All India Institute of Medical Sciences (AIIMS), Bhubaneswar,**  
**ODISHA, India**

Dear Sir/Madam,

It is hereby declared and confirmed that Leica MANUAL Microtome Model RM2125RTS (with User Selectable Retraction & Trimming) is our proprietary item and to the best of our knowledge no company other than us manufacture this product with the same features anywhere else in the world.

Unique feature in Leica RM2125RTS Manual Microtome:

“Personalized User Selectable Coarse Feed wheel turn direction, either Clockwise or Anti-Clockwise to suit user’s preference“

After taking sections from a specimen, the specimen holder-feed is retracted back so that the next specimen can be fitted. Leica’s Personalized User Selectable Coarse Feed wheel turn direction allows user to manually adjust the distance travelling of base cylinder, as per user’s choice either in clockwise motion or anticlockwise. During specimen retraction in microtomes, this feature adds extra advantage as it increases user-friendliness & ease of operation. The free-flowing coarse hand wheel in both directions provides added safety, enhanced durability, negligible chance of accidental backstroke & thereby making the sectioning process error-free & perfect, keeping in mind the choice & comfort of the user.

Yours faithfully,

Karim Safaee

Regional Manager Shared Services  
For and on behalf of Leica Mikrosysteme Vertrieb GmbH



39

From Eye to Insight

**Leica**  
MICROSYSTEMS

Leica Mikrosysteme Vertrieb GmbH · Ernst-Leitz-Str. 17 · 37 · 35578 Wetzlar, Germany

MANUFACTURER'S AUTHORIZATION FORM

Dated: 10.7.2019

**THE DIRECTOR**  
**All India Institute of Medical Sciences**  
**Near Aiiims hospital, Sijua, Bhubaneswar,**  
**Odisha 751019**

Dear Sir:

We Leica Mikrosysteme Vertrieb GmbH, Germany who are established and reputable manufacturers of histology equipments having registered office at Ernst-Leitz-Straße 17-37 35578 Wetzlar Tel. +49 (0)6441 29 4000 Fax +49 (0)6441 29 4119, having factories at

Leica Biosystems Melbourne Pty Ltd, Melbourne/Australia

Leica Microsystems Ltd. CN-201206 Shanghai/China

Leica Biosystems Nussloch GmbH, Nussloch/Germany

Leica Biosystems (Dublin) Limited, Dublin/Ireland

Kreatech Biotechnology B. V. ("Leica Biosystems Amsterdam"), Amsterdam/Netherlands

Leica Instruments (Singapore) Pte Ltd, SG- 608924 Singapore

Leica Biosystems Newcastle Ltd., Newcastle upon Tyne NE12 8EW, United Kingdom

Leica Biosystems Richmond Inc., Richmond/USA

Leica Biosystems Imaging, Inc. (formerly Aperio Technologies Corp.), Vista/USA,

do hereby authorise M/s Bio -Apps 181 Bangur Avenue, Block C Kolkata - 700055 to submit a bid, negotiate and receive the order from you.

No company or firm or individual other than M/s Bio -Apps 181 Bangur Avenue, Block C Kolkata - 700055 is authorized to bid, quote and supply in regard to this business.

Yours faithfully,

Karim Safaee

Regional Manager Shared Services

For and on behalf of Leica Mikrosysteme Vertrieb GmbH




Vorname.Nachname@leica-microsystems.com

Leica Mikrosysteme Vertrieb GmbH · GmbH mit Sitz in Wetzlar · Amtsgericht Wetzlar HRB 5464

Markus Lusser, Melanie Hammerschmidt-Broman, Markus Limberger

[www.leica-microsystems.com](http://www.leica-microsystems.com)

Deutsche Bank AG, Frankfurt · SWIFT: DEUTDEFFXXX IBAN: DE84 5007 0010 0041 0480 00



The best way to find yourself is to lose yourself in the service of others

**QUOTATION**

**No:** BIOAPPS/AIIMS-BSR/01 /2018-2019

**Date:** 22.07.2019

**To,**  
The Procurement Officer / Purchase Manager

All India Institute of Medical Sciences, Bhubaneswar (AIIMS)

Sijua, Bhubaneswar, Odisha 751019


**Kind Attn:** Dr Amit Ghosh, Dept of Physiology, AIIMS - BBSR

Validity: 60 DAYS

**Name of Item:** Microtome and accessories

SI no.	Cat. No.	ITEM Description	QTY	PRICE IN INR
1.	5192 000.019  <b>MAKE : Leica</b>	<p>The Leica RM2125 RTS ready-to-use Configuration 2 includes: Basic instrument with X/Y specimen orientation and fast exchange system for specimen clamps, user selectable coarse feed wheel turn direction, retraction on/off function, two mechanical trim steps, blade holder for disposable blades and standard specimen clamp.</p> <p>The Leica RM2125 RTS rotary microtome has been designed for effortless manual sectioning via a counter-balanced, exceptionally smoothrunning hand wheel.</p> <p>The object head with +/-8° X/Y orientation is equipped with a fast specimen clamp exchange system for improved workflow.</p> <p>Storage space on top of the instrument housing provides room for sectioning tools and</p>	1	5,08,474.00

**BIOAPPS , 181 Bangur Avenue , Block – C , Kolkata – 700055 ,  
E-MAIL- Bioapps@hotmail.com,( M) +91 9830532745**



The best way to find yourself is to lose yourself in the service of others


		<p>accessories.</p> <p>The instrument features a low-maintenance micro-meter feed system with backlash- and maintenance- free vertical cross-roller guides and horizontal specimen feed via precision cylinder guide system.</p> <p>Distortion-resistant base plate ensures optimum overall stability.</p> <p>The vertical stroke of approx. 59 mm and horizontal specimen travel range of 25 mm allows users to section specimens up to a size of 50 mm x40 mm x 40 mm.</p> <p>Ergonomically designed hand wheel grip. Hand wheel lockable in any position via brake lever attached to base plate and, in addition, lockable in upper position via hand wheel grip</p>		
	NPN	Local supply of microtome accessories (tissue floatation bath and paraffin dispenser)		included
<b>Total price</b>				<b>5,08,474.00</b>
<b>Sales tax (GST@18%)</b>				<b>91,525.32</b>
Final Discounted FOR " AIIMS BBSR " price				<b>5,99,999.32</b>
<i>nine</i> <b>Round Off</b>				<b>5,99,999.00</b>
<b>Amount in words: rupees Five Lakhs Ninety, Thousand Nine Hundred and Ninety Nine only</b>				

**Terms and Condition:**

1. **Payment Terms:** 100% payment after satisfactory installation in the name of BIOAPPS
2. **Order shall be placed in favour:**  
M/S Bioapps  
181, Bangur Avenue, Block-C  
Kolkata: 700055
3. **Bank Details:**  
**Name of the Bank:** INDIAN OVERSEAS BANK  
456, Dum Dum Park, Branch Code.0621  
A/C No. 062102000002156  
**IFSC CODE for RTGS:** IOBA0000621

---

**BIOAPPS , 181 Bangur Avenue , Block – C , Kolkata – 700055 ,  
E-MAIL- Bioapps@hotmail.com,( M) +91 9830532745**




The best way to find yourself is to lose yourself in the service of others

MICR 700020018

- 4. **PAN Number:** AAMFB8169K
- 5. **GST Number:** 19AAMFB8169K1ZP
- 6. Prices include Freight, Insurance Charges, and Installation, Commissioning, Training and Warranty Charges.
- 7. **Delivery period:** As per tender Terms
- 8. **Warranty:** For a period of 24 months from the date of installation on Leica RM2125 RTS. All other items/accessories come with 12 months warranty. Consumables are not covered under warranty .
- 9. **You need to arrange the following Documents:**
  - A. Valid DSIR, GST Exemption and CDEC CERTIFICATES
  - B. Declaration from the head of the Institution that the instruments will be used for Research Purpose only.  
If the institute fails to provide the above mentioned documents then they have to pay the GST @ 18%. If the documents are available, then institute has to pay concessional GST @ 5%.
- 10. **Installation & Service Support:** The Leica RM2125 RTS quoted will be Installed & demonstrated at Purchaser's site by Leica representative free of cost.

Thanking you and looking forward to receive your valued order at the earliest



For M/S BIOAPPS