



# MICROFINISH ABRASIVE TOOLS

The Power of Precision

**THIELENHAUS**  
**MICROTOOL**



## TOP QUALITY THANKS TO HIGH-QUALITY TOOLS

High-quality tools must be used to achieve the highest possible quality and performance in superfinishing. Only a uniform grain size and structure can guarantee compliance with the most exact parameters. The tools offered by the machine manufacturer provide the optimum combination of machine and tool, as they have been manufactured in close coordination with the process development department.

### Contents

2	MicroTool quality
3	Stone specifications
4/5	Stone structures
6/7	Stone sizes
8/9	Technology abrasive films
10/11	Additional information
12	Imprint

The MicroTool programme from Thielenhaus Microfinish includes stone tools as abrasive and CBN, belt tools as abrasive and diamond as well as polishing tools. All products are characterised by a longer service life and virtually no change in quality between batches. By using MicroTools, an adaption of process parameters after tool change is not necessary anymore.



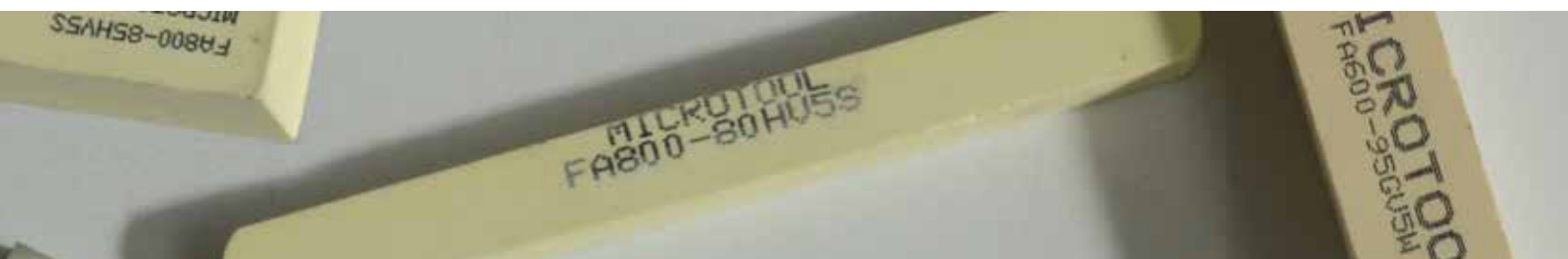


## CONVENTIONAL ABRASIVES

Abrasives	Grain	Hardness	Structure	Bond	Treatment
Aluminium oxide	240	20 – Hard	A – Sealed	V – Glazed	W – Wax
WA	280	↓	↓	R – Resin	S – Sulphur
FA	320				
Silicon carbide	400				
GC	500				
C	600				
Ceramics	800	↓	↓		
SA	1,000				
Compounds	1,200				
FG	1,500	280 – Soft	N – Open		

Example:

WA	1,000	–	70	G	V2	S
----	-------	---	----	---	----	---



# THE PERFORMANCE OF MICROTOOL ABRASIVES


## ABRASIVE TYPES

**Aluminium oxide** is produced during the refining of bauxite ores. The degree of fineness is determined by the colour and toughness of the grain. Thielenhaus MicroTool uses two types of high-purity aluminium oxide grains: Microgrit (WA) is the purest and most brittle form of aluminium oxide. White aluminium oxide (FA) also has a high-purity granularity with a rather angular shape. It is typically used for roughing work.


**Silicon carbide** is made in a furnace by melting white quartz, petroleum coke, sawdust and salt together. Hardness and purity are determined by the colouring of the crystals. Green silicon carbide (GC) is the purest form, while black silicon carbide (C) is a less pure form. Silicon carbide is harder than aluminium oxide and has excellent surface treatment properties.

Although **CBN and diamond materials** have only moderate recognition throughout the industry due to their cost and performance limitations, they are becoming increasingly popular for special applications. Thielenhaus MicroTool offers both diamond and CBN products for use with ceramics, M50 and other materials for orthopaedic implants, bearings and automotive parts. In addition, Thielenhaus MicroTool offers superabrasive abrasives for the production of tapered bearings made of hardened steel.


**Graphite** is not an abrasive, but is sometimes used to improve the aesthetics of workpieces. Graphite mixtures and abrasives such as aluminium oxide combine the advantages of the lubricity of graphite and the cutting effect of the abrasive material.



*Molten white aluminium oxide*



*Green silicon carbide*



*Sintered white aluminium oxide*

## GRAIN

In the superfinishing process, tools with a fine grain size are used to achieve the desired surface finish. The grain of the abrasive is laid down by organisations such as FEPA (Federation of European Producers of Abrasives) and JIS (Japanese Industrial Standards). Most superfinishing processes use conventional abrasives with grains between 400 and 1,200 on the FEPA scale. For some applications, such as miniature bearings, particle sizes in the submicron range are also required. In principle, finer grains can improve the surface quality. The table on the right shows a comparison of the nominal grains of conventional abrasive particles according to FEPA and JIS standards.

FEPA	JIS	Micron
320	500	35
400	700	23
500	1,000	18
600	1,200	14
800	2,000	8
1,000	3,000	5
1,200	4,000	3
1,500	6,000	1



## HARDNESS

The degree of hardness is determined by the strength of the abrasives on the substrate. The hardness of a grind-stone is determined mainly by the amount of bonding used in its manufacture. Since most applications allow only small tolerances in stock removal rates, surface requirements and cycle times, the production of fine grains and bonded abrasives must be precisely controlled. Thielenhaus MicroTool uses an extremely accurate grading to ensure uniform production of grinding stones and discs. The following table lists some of the factors that need to be taken into account when selecting grades of hardness:

### CONSIDERATIONS ON THE DEGREE OF HARDNESS

Harder grades	Softer grades
Low removal rate	High removal rate
Longer service life of finishing stone	More flexible cutting operations
Finer surfaces	Rougher surfaces
Small contact surfaces	Large contact surfaces
Surface finishing positions	Rougher positions
Higher grinding stone pressure	Lower finish stone pressure
Use with softer materials	Use with harder materials

## STRUCTURE

The structure is determined by the volume and arrangement of the abrasive grains in the grinding stones or discs. The performance of grinding tools depends on the combination of abrasive grain, bond and structure. The distance between abrasive grains and pores should be equal to ensure consistent performance. Open-structured products offer better clearance room and are less prone to wear than closed-loop grinding tools.



*GC600 open structure*



*GC600 closed structure*

## BONDS

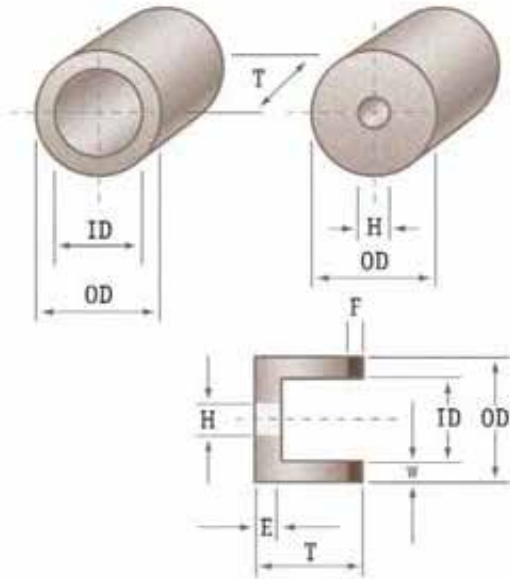
Bonds are used for fixing grain sizes. Although synthetic resin bonds are also plausible, superfinishing tools are usually produced with ceramic bonds that are used to manufacture high-precision products. Ceramic bonds are ideal for automated processes. These bonds are self-levelling, i.e. the production process does not have to be interrupted for levelling. The MicroTool programme contains a large number of bonds especially for bonded abrasives with fine grain size.

## TREATMENT

Sulphur or wax is usually used to fill pores. This ensures not only a lubrication of the contact area but also a strengthening of the abrasive particles. Treated tools have better hardness, longer service life, better cutting properties, can handle finer surfaces and are less prone to wear. Sulphur usually offers a higher level of hardness than wax for grinding stones. Wax is used where the typical sulphur stain formation needs to be avoided or where filtration has high priority.

# GRINDING STONE AND WHEEL DIMENSIONS

## GRINDING STONE MOULDS



Conventional: OD/ID X T X H; E  
Superabrasive: AD/ID X T X H; E (F)



## PROPERTIES AND TYPES

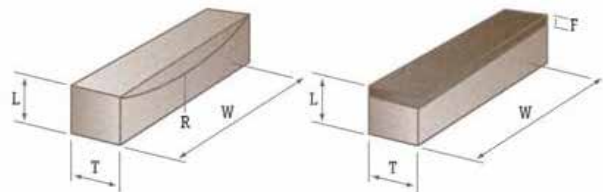
Properties: Slots, chamfers, holes, angles

Types: Cup wheels – assembled  
and in one piece  
Rim discs  
Cylinders  
Mounted cup wheels





# GRINDING STONE AND WHEEL DIMENSIONS

## GRINDING STONE MOULDS



Conventional:  $T \times B \times L$ ; R  
Conventional:  $T \times B \times L$ ; R (F)

## SPECIAL SHAPES



## PACKAGING AND LABELLING



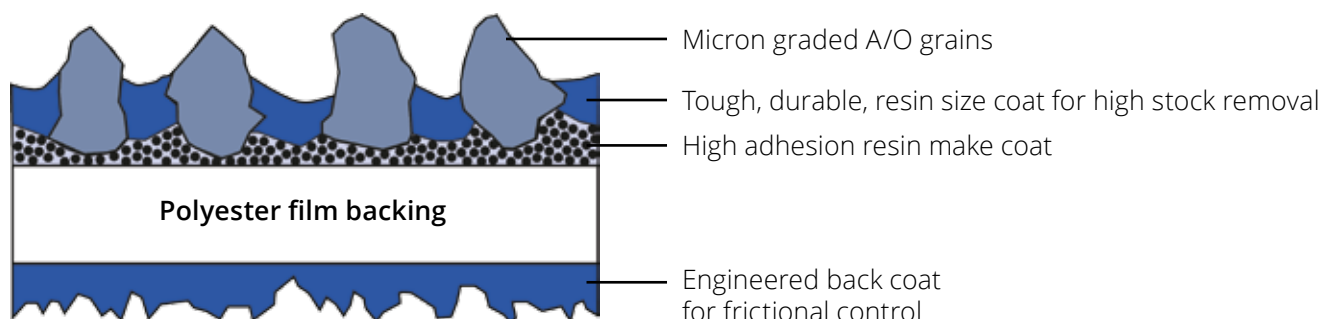
# ABRASIVE FILM TECHNOLOGY FOR MICROFINISHING

Premium, heat-treated aluminum oxide grain, precision coatings, durable bond and frictional backing technology are uniquely designed for demanding FINISHING applications delivering high stock removal rate, exceptional finish consistently.

FEATURES	BENEFITS
Premium, heat-treated, precision micron-graded aluminum oxide	Superior stock removal rate and consistent finish
Tough, durable, high performance, reinforced adhesive bond system	Higher stock removal rate with better surface finish Excellent adhesion for grain retention contributes to scratch-free, uniform, consistent finishes Excellent durability for long product life
Strong and uniform 5 mil polyester film back with non-abrasive engineered anti-slip back-coat layer	Excellent friction control Non tape slip results in excellent cut and finish Non-abrasive coating for minimum tool wear Universal design for both soft and hard shoes
Full grit range: 100 – 9 micron	Extensive grit offering for broad range of microfinishing / superfinish film applications
Color coded back print by grit size	Ease of product identification
Available in straight and scallop edged rolls	High-precision edge cutting : +/- 0.03mm Custom designed scalloped-edge rolls for perfect fit to finish diesel crankshafts, and curved parts Generate superior part tolerances



## MT3 MICROFINISHING FILM DESIGN



## FEATURES

Color coded back print by grit  
Engineered frictional coatings for soft and hard shoes



BACK PRINT COLOR	ABRASIVE MICRON SIZE	BACKING	SHAPES AVAILABLE
Purple	80 $\mu\text{m}$	5 mil and 3 mil Polyester backing with engineered frictional coating	<ul style="list-style-type: none"> <li>■ Straight-edge rolls</li> <li>■ Scallop rolls</li> <li>■ Belts</li> <li>■ Discs &amp; Sheet with or without pressure sensitive adhesive</li> </ul>
Yellow	60 $\mu\text{m}$		
Black	50 $\mu\text{m}$		
Blue	40 $\mu\text{m}$		
Green	30 $\mu\text{m}$		
Red	20 $\mu\text{m}$		
Orange	15 $\mu\text{m}$		
Light blue	9 $\mu\text{m}$		

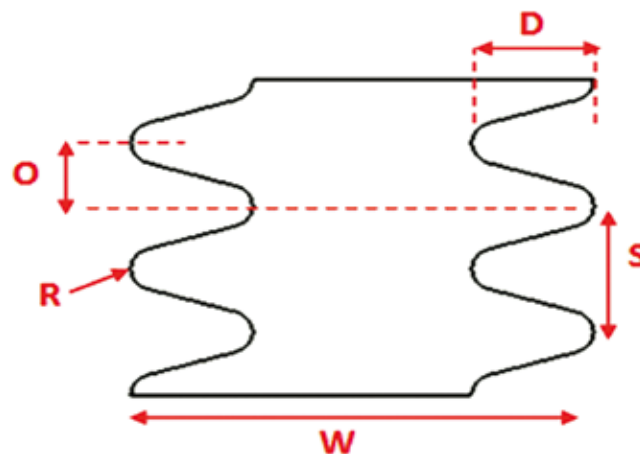
## MAIN APPLICATIONS

- Camshaft lobes and journals
- Crankshaft mains, pins, thrust walls, and oil seals
- Transmission shafts
- Axles
- Cylinder shaft
- Hydraulic Spool Valves
- Compressor Shafts
- Torque Convertor Covers
- Engine Balance Shaft
- Drive Sprocket Assemblies
- Turbine Shaft
- Gears
- Bearings
- Roll finishing



## SCALLOP ROLL SPECIFICATION

- W: Total width
- D: Depth from peak to valley
- S: Step from peak to peak
- R: Radius
- O: Offset from peak on one side to peak on the opposite side (we recommend that  $O = S/2$  or zero)



# MAXIMUM PERFORMANCE THROUGH TOOL TRIALS AND TECHNOLOGY SUPPORT

## POSSIBLE OBJECTIVES

- › New machine installation
- › Changing the quality parameters
- › Need to improve the workpiece surface / geometry
- › Reduction of unit costs
- › Change in upstream processes such as grinding
- › Implementation of new coolants
- › Increased productivity
- › New workpiece

## PROCEDURE

### 1. Definition of goals

Development of a clear understanding of the test objectives and possible process considerations. If, for example, the aim is to extend the service life, the use of a harder tool can impair the cutting performance.

### 2. Test preparation

Make sure that there are enough parts available to perform reasonable tests. Check the condition of the machine and the tools to be used. Establish the quality of incoming parts under normal product conditions. Check suggestions and complaints from people who are familiar with the process.

### 3. Establishment of a measurement basis

Document the current process. This includes the quality of unmachined and finished parts, stock removal rate, tool life, production rate, fluid conditions and other relevant information.

### 4. Carrying out tests

The tests must be carefully logged in order to make appropriate comparisons with the current process. Thielenhaus Microfinish recommends carrying out all tests with the same machine. The initial focus should be on the expected workpiece quality before implementing product improvements or cost savings.

### 5. Results analysis

The added value of alternative grinding tools is determined by comparing the test results with the basic process. The results are to be quantified and the corresponding costs calculated.



# GENERAL PROBLEMS AND REMEDIES

PROBLEM	OPERATING PARAMETERS	SELECTION OF THE GRINDING TOOL
<b>Surface</b>		
Surface too rough	Increase spindle rpm	Finer grain size
	Reduce oscillation	Harder grade
	Reduce pressure	Denser structure
Surface too fine	Reduce spindle rpm	Coarse grain size
	Increase oscillation	Softer grade
	Increase pressure	Open structure
<b>Material removal</b>		
Excess abrasive stone wear	Increase spindle rpm	Harder grade
	Reduce oscillation	Denser structure
	Reduce pressure	
	Increase coolant flow	
Decrease in material removal	Increase pressure	Softer grade
	Increase oscillation	Coarser grain size
	Reduce spindle rpm	Open structure
	Check surface of incoming products	
	Check coolant	
<b>Parts quality</b>		
Part not round	Reduce pressure	Softer grade
	Reduce spindle rpm	Open structure
	Increase oscillation	
	Check concentricity	
Chatter marks	Check input quality	
<b>Process problems</b>		
Excessive generation of heat	Check coolant temperature	Softer grade
	Reduce pressure	
	Increase coolant flow	
Wear	Reduce spindle rpm	Softer grade
	Increase oscillation	Coarser grain size
	Check coolant	Open structure
<b>Stone wear</b>		
Uneven grinding stone/grinding wheel wear	Check spindle/partial alignment	Harder grade
Excess grinding stone wear	Increase spindle rpm	Harder grade
	Reduce oscillation	Denser structure
	Reduce pressure	
	Increase coolant flow	

# The Power of Precision.



## THIELENHAUS TECHNOLOGIES



Thielenhaus Technologies GmbH  
Schwesterstraße 50  
42285 Wuppertal, Germany  
☎ +49 (0)2 02 - 4 81-0  
☎ +49 (0)2 02 - 45 04 45  
✉ germany@thielenhaus.com  
www.thielenhaus.com



www.thielenhaus.com



Thielenhaus Technologies GmbH  
Automotive Innovation  
Am Bach 14 a  
78098 Triberg, Germany  
☎ +49 (0) 175 - 4 35 13 57  
✉ germany@thielenhaus.com  
www.thielenhaus.com



Thielenhaus Microfinish do Brasil  
Rua Dona Francisca, 8300 -  
Sala 7 - Unid. 15 - Bloco L  
Condomínio Perini Business Park  
CEP 89219-600 Joinville/SC, Brazil  
☎ + 55 47 9994-6094  
✉ brazil@thielenhaus.com  
www.thielenhaus.us



Thielenhaus Superfinish Innovation AG  
St. Gallerstraße 52  
9548 Matzingen, Switzerland  
☎ +41 (0) 5 23 76 26 20  
☎ +41 (0) 5 23 76 26 19  
✉ switzerland@thielenhaus.com  
www.superfinish.ch



Thielenhaus Machinery (Shanghai) Co., Ltd  
Jiangnan Dong Lu 212, building 7  
Songjiang Industrial Zone  
201613 Shanghai, PR China  
☎ +86 21 67 75 31 57  
☎ +86 21 33 52 87 67  
✉ china@thielenhaus.com  
www.thielenhaus.cn



Thielenhaus Microfinish Corporation  
42925 W. Nine Mile Road  
Novi, MI 48375, U.S.A.  
☎ +1 2 48 3 49-94 50  
☎ +1 2 48 3 49-94 57  
✉ usa@thielenhaus.us  
www.thielenhaus.us



Thielenhaus Microfinish INDIA PVT LTD  
No. 38, Ground Floor  
SRS Road, Peenya 1st Stage, Ward 38  
Bengaluru 560058  
Karnataka State, India  
☎ +91 90 21 91 86 85  
☎ +91 80 48 52 45 28  
✉ india@thielenhaus.in  
www.thielenhaus.us

